

Gain / Loss report


Raghavendra Gadhamsetty | 8e02e3ba-886c-5332-b351-4fc16763d237 | g_raghavendra@hotmail.com

About report

This report includes all taxable activity on Coinbase with realized gains or losses. For US customers, Sells and Converts are taxable events that realize gains. This report does not include taxable events like Staking or Coinbase Earn that result in income. Note that this report is provided for informational purposes only, and you are responsible for confirming the accuracy and completeness of the information set forth in the report. For final tax obligations, please consult your tax advisor.

Summary

Cost Basis Method: **HIFO**

Data source	Long-term	Short-term	Total gains/losses
Coinbase	None	None	None
 Not Available	None	-\$156.34	-\$156.34
Total	None	-\$156.34	-\$156.34

Report legend

Short-term

The tax you pay on capital gains or losses depends on how long you hold the asset. If you hold an asset for 1 year or less, you pay the short term capital gains tax rate.

Long-term


The tax you pay on capital gains or losses depends on how long you hold the asset. If you hold an asset for 1 year and 1 day, or longer, you pay the long term capital gains tax rate.

Proceeds

The amount of money you received when you sold your cryptocurrency. If you received USD in exchange for your cryptocurrency then the cash you received is your proceeds. If you exchanged one cryptocurrency for another it will be the dollar value of the crypto you received.

Some data not available

Why?

When you transfer crypto to Coinbase and you acquired it elsewhere, Coinbase does not have a record of the asset's original cost basis and/or date acquired. For these transactions, we indicate that these data points are not available with .

How to treat these transactions

We estimate your gains/losses for these transactions by assuming \$0 cost basis and treating your date received as date acquired. Before filing your taxes, work with your tax professional or follow our guide to prepare these data points to accurately report your gains or losses.

Section 1

Data source: Coinbase

These are taxable transactions incurring realized gains or losses where Coinbase all relevant data points.


You don't have any gains/losses in
2023

Section 2

Data source: Not available

These are taxable transactions incurring realized gains or losses where the cost basis is unavailable.

⚠ For these transactions Coinbase does not have a cost basis on record. We estimate your gains/losses for these transactions by assuming \$0 cost basis and treating your date received as date acquired.

Date Sold	Event	Amount	Proceeds	Cost Basis	Long Term	Short Term	Total Gains/Losses
02/11/2023	 Sold SOL	6.043	\$123.27	\$279.61	None	-\$156.34	-\$156.34
Date Acquired (Tax Lots)							
	10/26/2022	0.001877277 SOL	\$0.04	\$0.06	None	-\$0.02	
	10/16/2022	0.001897615 SOL	\$0.04	\$0.06	None	-\$0.02	
	08/19/2022	0.001908803 SOL	\$0.04	\$0.07	None	-\$0.03	
	10/28/2022	0.001839021 SOL	\$0.04	\$0.06	None	-\$0.02	
	08/31/2022	0.001831087 SOL	\$0.04	\$0.06	None	-\$0.02	
	11/12/2022	0.001863451 SOL	\$0.04	\$0.03	None	\$0.01	
	10/06/2022	0.001937641 SOL	\$0.04	\$0.07	None	-\$0.03	
	09/05/2022	0.002064135 SOL	\$0.04	\$0.07	None	-\$0.02	
	02/08/2023	0.000988032 SOL	\$0.02	\$0.02	None	-\$0.00	
	01/03/2023	0.001165253 SOL	\$0.02	\$0.01	None	\$0.01	
	01/27/2023	0.000273504 SOL	\$0.01	\$0.01	None	-\$0.00	
	10/14/2022	0.001908818 SOL	\$0.04	\$0.06	None	-\$0.02	
	10/05/2022	0.001785204 SOL	\$0.04	\$0.06	None	-\$0.02	
	11/11/2022	0.001907912 SOL	\$0.04	\$0.03	None	\$0.01	
	11/14/2022	0.000443839 SOL	\$0.01	\$0.01	None	\$0.00	
	10/09/2022	0.001912701 SOL	\$0.04	\$0.06	None	-\$0.02	

10/30/2022	0.001883827 SOL	\$0.04	\$0.06	None	-\$0.02
10/08/2022	0.001846988 SOL	\$0.04	\$0.06	None	-\$0.02
01/08/2023	0.001137547 SOL	\$0.02	\$0.02	None	\$0.01
01/05/2023	0.001151413 SOL	\$0.02	\$0.02	None	\$0.01
07/29/2022	0.002017147 SOL	\$0.04	\$0.08	None	-\$0.04
01/15/2023	0.001132706 SOL	\$0.02	\$0.03	None	-\$0.00
12/27/2022	0.001165573 SOL	\$0.02	\$0.01	None	\$0.01
08/07/2022	0.001977262 SOL	\$0.04	\$0.08	None	-\$0.04
11/30/2022	0.000369807 SOL	\$0.01	\$0.01	None	\$0.00
01/25/2023	0.000278047 SOL	\$0.01	\$0.01	None	-\$0.00
08/04/2022	0.001979128 SOL	\$0.04	\$0.08	None	-\$0.04
12/18/2022	0.000311273 SOL	\$0.01	\$0.00	None	\$0.00
08/28/2022	0.002095006 SOL	\$0.04	\$0.07	None	-\$0.02
12/16/2022	0.000329699 SOL	\$0.01	\$0.00	None	\$0.00
08/13/2022	0.001912472 SOL	\$0.04	\$0.09	None	-\$0.05
08/01/2022	0.001977562 SOL	\$0.04	\$0.08	None	-\$0.04
12/20/2022	0.000317988 SOL	\$0.01	\$0.00	None	\$0.00
09/03/2022	0.00205888 SOL	\$0.04	\$0.06	None	-\$0.02
10/13/2022	0.001909977 SOL	\$0.04	\$0.06	None	-\$0.02
12/13/2022	0.000312625 SOL	\$0.01	\$0.00	None	\$0.00
10/21/2022	0.001822114 SOL	\$0.04	\$0.05	None	-\$0.01
12/22/2022	0.000315366 SOL	\$0.01	\$0.00	None	\$0.00
12/31/2022	0.001152456 SOL	\$0.02	\$0.01	None	\$0.01
11/05/2022	0.001860128 SOL	\$0.04	\$0.06	None	-\$0.03
11/23/2022	0.000422537 SOL	\$0.01	\$0.01	None	\$0.00
09/19/2022	0.001827081 SOL	\$0.04	\$0.06	None	-\$0.02
07/26/2022	0.002038886 SOL	\$0.04	\$0.07	None	-\$0.03
01/20/2023	0.000277022 SOL	\$0.01	\$0.01	None	-\$0.00
11/19/2022	0.00042723 SOL	\$0.01	\$0.01	None	\$0.00
12/02/2022	0.000366072 SOL	\$0.01	\$0.00	None	\$0.00

12/04/2022	0.000358347 SOL	\$0.01	\$0.00	None	\$0.00
10/19/2022	0.001908029 SOL	\$0.04	\$0.06	None	-\$0.02
09/13/2022	0.002029437 SOL	\$0.04	\$0.07	None	-\$0.03
09/08/2022	0.002048566 SOL	\$0.04	\$0.07	None	-\$0.03
11/08/2022	0.001979465 SOL	\$0.04	\$0.06	None	-\$0.02
09/11/2022	0.002021438 SOL	\$0.04	\$0.07	None	-\$0.03
12/09/2022	0.000345233 SOL	\$0.01	\$0.00	None	\$0.00
01/30/2023	0.000178874 SOL	\$0.00	\$0.00	None	-\$0.00
08/16/2022	0.001900922 SOL	\$0.04	\$0.08	None	-\$0.04
12/24/2022	0.000318406 SOL	\$0.01	\$0.00	None	\$0.00
11/21/2022	0.000418795 SOL	\$0.01	\$0.00	None	\$0.00
10/06/2022	0.001950858 SOL	\$0.04	\$0.07	None	-\$0.03
01/18/2023	0.000769113 SOL	\$0.02	\$0.02	None	-\$0.00
02/05/2023	0.000111754 SOL	\$0.00	\$0.00	None	-\$0.00
12/29/2022	0.001069791 SOL	\$0.02	\$0.01	None	\$0.01
10/23/2022	0.001844393 SOL	\$0.04	\$0.05	None	-\$0.02
11/28/2022	0.00037608 SOL	\$0.01	\$0.00	None	\$0.00
01/13/2023	0.001133522 SOL	\$0.02	\$0.02	None	\$0.00
11/26/2022	0.000357127 SOL	\$0.01	\$0.01	None	\$0.00
12/11/2022	0.000338963 SOL	\$0.01	\$0.00	None	\$0.00
09/16/2022	0.002013051 SOL	\$0.04	\$0.06	None	-\$0.02
11/17/2022	0.000426971 SOL	\$0.01	\$0.01	None	\$0.00
10/04/2022	0.001811125 SOL	\$0.04	\$0.06	None	-\$0.02
08/25/2022	0.002058251 SOL	\$0.04	\$0.07	None	-\$0.03
08/22/2022	0.000957423 SOL	\$0.02	\$0.03	None	-\$0.01
10/06/2022	0.001927303 SOL	\$0.04	\$0.07	None	-\$0.03
11/01/2022	0.001837914 SOL	\$0.04	\$0.06	None	-\$0.02
🚨 07/19/2022	5.946 SOL	\$121.29	\$276.73	None	-\$155.44
12/15/2022	0.000311733 SOL	\$0.01	\$0.00	None	\$0.00

Coinbase

January 1, 2023 00:00 EST - February 21, 2023 16:51 EST

08/10/2022

0.001919004 SOL

\$0.04

\$0.08

None

-\$0.04