

# Gain / Loss report

Sreeharsha Amarnath Rongala | 32070225-1410-57de-8d51-d06d17a871ea | amarnath091@hotmail.com

## About report

This report includes all taxable activity on Coinbase with realized gains or losses. For US customers, Sells and Converts are taxable events that realize gains. This report does not include taxable events like Staking or Coinbase Earn that result in income. Note that this report is provided for informational purposes only, and you are responsible for confirming the accuracy and completeness of the information set forth in the report. For final tax obligations, please consult your tax advisor.

## Summary

Cost Basis Method: **HIFO**

Data source	Long-term	Short-term	Total gains/losses
Coinbase	None	-\$395.76	-\$395.76
<b>Total</b>	<b>None</b>	<b>-\$395.76</b>	<b>-\$395.76</b>

## Report legend

### Short-term

The tax you pay on capital gains or losses depends on how long you hold the asset. If you hold an asset for 1 year or less, you pay the short term capital gains tax rate.

### Long-term



The tax you pay on capital gains or losses depends on how long you hold the asset. If you hold an asset for 1 year and 1 day, or longer, you pay the long term capital gains tax rate.


### Proceeds

The amount of money you received when you sold your cryptocurrency. If you received USD in exchange for your cryptocurrency then the cash you received is your proceeds. If you exchanged one cryptocurrency for another it will be the dollar value of the crypto you received.

## Data source: Coinbase


These are taxable transactions incurring realized gains or losses where Coinbase all relevant data points.

Date Sold	Event	Amount	Proceeds	Cost Basis	Long Term	Short Term	Total Gains/Losses
03/24/2022	 Converted from FET	3.54628491	\$1.42	\$3.00	None	-\$1.59	-\$1.59
Date Acquired (Tax Lots)							
	11/04/2021	1.12637982 FET	\$0.45	\$1.00	None	-\$0.55	
	11/01/2021	1.29466598 FET	\$0.52	\$1.00	None	-\$0.48	
	11/04/2021	1.12523911 FET	\$0.45	\$1.00	None	-\$0.55	
Date Sold	Event	Amount	Proceeds	Cost Basis	Long Term	Short Term	Total Gains/Losses
03/24/2022	 Converted from SHIB	925444.4434813	\$22.86	\$66.85	None	-\$43.99	-\$43.99
Date Acquired (Tax Lots)							
	11/01/2021	415359.86238702 SHIB	\$10.26	\$30.00	None	-\$19.74	
	11/02/2021	510084.58109428 SHIB	\$12.60	\$36.85	None	-\$24.25	

Date Sold	Event	Amount	Proceeds	Cost Basis	Long Term	Short Term	Total Gains/Losses
03/24/2022	 Converted from LINK	12.85222135	\$204.74	\$554.93	None	-\$350.20	-\$350.20


## Date Acquired (Tax Lots)

05/17/2021	5.30266294 LINK	\$84.47	\$200.00	None	-\$115.53
05/08/2021	3.0966116 LINK	\$49.33	\$154.93	None	-\$105.60
05/13/2021	4.45294681 LINK	\$70.94	\$200.00	None	-\$129.06

Date Sold	Event	Amount	Proceeds	Cost Basis	Long Term	Short Term	Total Gains/Losses
03/25/2022	 Converted from GRT	9.725854	\$4.00	\$3.97	None	\$0.03	\$0.03

## Date Acquired (Tax Lots)

03/25/2022	2.4319066102323664 GRT	\$1.00	\$0.99	None	\$0.01
03/25/2022	2.4319066147859922 GRT	\$1.00	\$0.99	None	\$0.01
03/25/2022	2.4322023592362885 GRT	\$1.00	\$1.00	None	\$0.00
03/25/2022	2.4298384157453529 GRT	\$1.00	\$0.99	None	\$0.01

Date Sold	Event	Amount	Proceeds	Cost Basis	Long Term	Short Term	Total Gains/Losses
03/25/2022	 Converted from AMP	112.59855631	\$2.96	\$2.98	None	-\$0.02	-\$0.02

## Date Acquired (Tax Lots)

03/24/2022	37.509377344336084 AMP	\$0.99	\$0.99	None	-\$0.00
03/24/2022	37.5586854396740492 AMP	\$0.99	\$0.99	None	-\$0.00
03/24/2022	37.5304935259898668 AMP	\$0.99	\$1.00	None	-\$0.01