

Gain / Loss report

Sai Charan Thangadupally | bd8c4b45-0fc6-5fce-968f-5af0ff74ba9d | charan.cherry9963@gmail.com

About report

This report includes all taxable activity on Coinbase with realized gains or losses. For US customers, Sells and Converts are taxable events that realize gains. This report does not include taxable events like Staking or Coinbase Earn that result in income. Note that this report is provided for informational purposes only, and you are responsible for confirming the accuracy and completeness of the information set forth in the report. For final tax obligations, please consult your tax advisor.

Summary

Cost Basis Method: **HIFO**

Data source	Long-term	Short-term	Total gains/losses
Coinbase	None	-\$1.40	-\$1.40
Total	None	-\$1.40	-\$1.40

Report legend

Short-term

The tax you pay on capital gains or losses depends on how long you hold the asset. If you hold an asset for 1 year or less, you pay the short term capital gains tax rate.

Long-term



The tax you pay on capital gains or losses depends on how long you hold the asset. If you hold an asset for 1 year and 1 day, or longer, you pay the long term capital gains tax rate.


Proceeds

The amount of money you received when you sold your cryptocurrency. If you received USD in exchange for your cryptocurrency then the cash you received is your proceeds. If you exchanged one cryptocurrency for another it will be the dollar value of the crypto you received.

Data source: Coinbase


These are taxable transactions incurring realized gains or losses where Coinbase all relevant data points.

Date Sold	Event	Amount	Proceeds	Cost Basis	Long Term	Short Term	Total Gains/Losses
09/17/2022	 Converted from SAND	3.04187652	\$2.75	\$3.00	None	-\$0.25	-\$0.25
Date Acquired (Tax Lots)							
	09/10/2022	1.013890297069857 SAND	\$0.91	\$1.00	None	-\$0.09	
	09/10/2022	1.014095925860286 SAND	\$0.92	\$1.00	None	-\$0.08	
	09/10/2022	1.013890297069857 SAND	\$0.91	\$1.00	None	-\$0.09	
Date Sold	Event	Amount	Proceeds	Cost Basis	Long Term	Short Term	Total Gains/Losses
09/17/2022	 Converted from NEAR0.6215596330275229		\$2.71	\$2.99	None	-\$0.28	-\$0.28
Date Acquired (Tax Lots)							
	09/10/2022	0.2060615547061351 NEAR	\$0.90	\$0.99	None	-\$0.09	
	09/10/2022	0.2077490391606939 NEAR	\$0.91	\$1.00	None	-\$0.09	
	09/10/2022	0.2077490391606939 NEAR	\$0.91	\$1.00	None	-\$0.09	

Date Sold	Event	Amount	Proceeds	Cost Basis	Long Term	Short Term	Total Gains/Losses
09/21/2022	 Converted from GAL	0.99911199	\$2.49	\$3.00	None	-\$0.51	-\$0.51


Date Acquired (Tax Lots)

09/10/2022	0.3328894806924101 GAL	\$0.83	\$1.00	None	-\$0.17
09/10/2022	0.3331112591605596 GAL	\$0.83	\$1.00	None	-\$0.17
09/10/2022	0.3331112501470303 GAL	\$0.83	\$1.00	None	-\$0.17

Date Sold	Event	Amount	Proceeds	Cost Basis	Long Term	Short Term	Total Gains/Losses
09/21/2022	 Converted from AMP	169.01408451	\$0.84	\$0.99	None	-\$0.15	-\$0.15

Date Acquired (Tax Lots)

09/10/2022	169.01408451 AMP	\$0.84	\$0.99	None	-\$0.15
------------	------------------	--------	--------	------	---------

Date Sold	Event	Amount	Proceeds	Cost Basis	Long Term	Short Term	Total Gains/Losses
09/21/2022	 Converted from XCN	41.642568	\$2.80	\$3.00	None	-\$0.20	-\$0.20

Date Acquired (Tax Lots)

09/10/2022	13.8802137552918315 XCN	\$0.93	\$1.00	None	-\$0.07
09/10/2022	13.8811771238200999 XCN	\$0.93	\$1.00	None	-\$0.07
09/10/2022	13.8811771208880686 XCN	\$0.93	\$1.00	None	-\$0.07