

Filing Status [X] Single [] Married filing jointly [] Married filing separately (MFS) [] Head of household (HOH) [] Qualifying surviving spouse (QSS)
Check only one box. If you checked the MFS box, enter the name of your spouse. If you checked the HOH or QSS box, enter the child's name if the qualifying person is a child but not your dependent:

Personal information section including name (SUNIL KUMAR, SWARNA), social security number (744-60-0168), address (799 ROYAL SAINT GEORGE DR, Naperville, IL 60563), and marital status options.

Digital Assets At any time during 2022, did you: (a) receive (as a reward, award, or payment for property or services); or (b) sell, exchange, gift, or otherwise dispose of a digital asset (or a financial interest in a digital asset)? [] Yes [X] No

Standard Deduction Someone can claim: [] You as a dependent [] Your spouse as a dependent [] Spouse itemizes on a separate return or you were a dual-status alien

Age/Blindness You: [] Were born before January 2, 1958 [] Are blind Spouse: [] Was born before January 2, 1958 [] Is blind

Table for Dependents with columns for (1) First name, Last name, (2) Social security number, (3) Relationship to you, (4) Child tax credit, and Credit for other dependents.

Income section table with rows 1a through 1z listing various income types and their amounts, such as 1a Total amount from Form(s) W-2, box 1 (85,072).

Table for Deductions and Adjustments with rows 2a through 15, including taxable interest, dividends, IRA distributions, pensions, capital gain, and total income (75,572).

**SCHEDULE 1
(Form 1040)**

Department of the Treasury
Internal Revenue Service

Additional Income and Adjustments to Income

Attach to Form 1040, 1040-SR, or 1040-NR.

Go to www.irs.gov/Form1040 for instructions and the latest information.

OMB No. 1545-0074

2022
Attachment
Sequence No. **01**

Name(s) shown on Form 1040, 1040-SR, or 1040-NR
SUNIL KUMAR SWARNA

Your social security number
744-60-0168

Part I Additional Income


1	Taxable refunds, credits, or offsets of state and local income taxes		1	
2a	Alimony received		2a	
b	Date of original divorce or separation agreement (see instructions): _____			
3	Business income or (loss). Attach Schedule C		3	
4	Other gains or (losses). Attach Form 4797		4	
5	Rental real estate, royalties, partnerships, S corporations, trusts, etc. Attach Schedule E		5	-9,500.
6	Farm income or (loss). Attach Schedule F		6	
7	Unemployment compensation		7	
8	Other income:			
a	Net operating loss	8a ()		
b	Gambling	8b		
c	Cancellation of debt	8c		
d	Foreign earned income exclusion from Form 2555	8d ()		
e	Income from Form 8853	8e		
f	Income from Form 8889	8f		
g	Alaska Permanent Fund dividends	8g		
h	Jury duty pay	8h		
i	Prizes and awards	8i		
j	Activity not engaged in for profit income	8j		
k	Stock options	8k		
l	Income from the rental of personal property if you engaged in the rental for profit but were not in the business of renting such property	8l		
m	Olympic and Paralympic medals and USOC prize money (see instructions)	8m		
n	Section 951(a) inclusion (see instructions)	8n		
o	Section 951A(a) inclusion (see instructions)	8o		
p	Section 461(l) excess business loss adjustment	8p		
q	Taxable distributions from an ABLÉ account (see instructions)	8q		
r	Scholarship and fellowship grants not reported on Form W-2	8r		
s	Nontaxable amount of Medicaid waiver payments included on Form 1040, line 1a or 1d	8s ()		
t	Pension or annuity from a nonqualified deferred compensation plan or a nongovernmental section 457 plan	8t		
u	Wages earned while incarcerated	8u		
z	Other income. List type and amount: _____	8z		
9	Total other income. Add lines 8a through 8z		9	
10	Combine lines 1 through 7 and 9. Enter here and on Form 1040, 1040-SR, or 1040-NR, line 8		10	-9,500.

For Paperwork Reduction Act Notice, see your tax return instructions.

Schedule 1 (Form 1040) 2022

Part II Adjustments to Income

11	Educator expenses		11
12	Certain business expenses of reservists, performing artists, and fee-basis government officials. Attach Form 2106		12
13	Health savings account deduction. Attach Form 8889		13
14	Moving expenses for members of the Armed Forces. Attach Form 3903		14
15	Deductible part of self-employment tax. Attach Schedule SE		15
16	Self-employed SEP, SIMPLE, and qualified plans		16
17	Self-employed health insurance deduction		17
18	Penalty on early withdrawal of savings		18
19a	Alimony paid		19a
b	Recipient's SSN		
c	Date of original divorce or separation agreement (see instructions): _____		
20	IRA deduction		20
21	Student loan interest deduction		21
22	Reserved for future use		22
23	Archer MSA deduction		23
24	Other adjustments:		
a	Jury duty pay (see instructions)	24a	
b	Deductible expenses related to income reported on line 8l from the rental of personal property engaged in for profit	24b	
c	Nontaxable amount of the value of Olympic and Paralympic medals and USOC prize money reported on line 8m	24c	
d	Reforestation amortization and expenses	24d	
e	Repayment of supplemental unemployment benefits under the Trade Act of 1974	24e	
f	Contributions to section 501(c)(18)(D) pension plans	24f	
g	Contributions by certain chaplains to section 403(b) plans	24g	
h	Attorney fees and court costs for actions involving certain unlawful discrimination claims (see instructions)	24h	
i	Attorney fees and court costs you paid in connection with an award from the IRS for information you provided that helped the IRS detect tax law violations	24i	
j	Housing deduction from Form 2555	24j	
k	Excess deductions of section 67(e) expenses from Schedule K-1 (Form 1041)	24k	
z	Other adjustments. List type and amount: _____	24z	
25	Total other adjustments. Add lines 24a through 24z		25
26	Add lines 11 through 23 and 25. These are your adjustments to income . Enter here and on Form 1040 or 1040-SR, line 10, or Form 1040-NR, line 10a		26



**SCHEDULE D
(Form 1040)**

Capital Gains and Losses

OMB No. 1545-0074

2022

Department of the Treasury
Internal Revenue Service

Attach to Form 1040, 1040-SR, or 1040-NR.
Go to www.irs.gov/ScheduleD for instructions and the latest information.
Use Form 8949 to list your transactions for lines 1b, 2, 3, 8b, 9, and 10.

Attachment
Sequence No. **12**

Name(s) shown on return

SUNIL KUMAR SWARNA

Your social security number

744-60-0168

Did you dispose of any investment(s) in a qualified opportunity fund during the tax year? Yes No

If "Yes," attach Form 8949 and see its instructions for additional requirements for reporting your gain or loss.

Part I Short-Term Capital Gains and Losses—Generally Assets Held One Year or Less (see instructions)

See instructions for how to figure the amounts to enter on the lines below.

This form may be easier to complete if you round off cents to whole dollars.

	(d) Proceeds (sales price)	(e) Cost (or other basis)	(g) Adjustments to gain or loss from Form(s) 8949, Part I, line 2, column (g)	(h) Gain or (loss) Subtract column (e) from column (d) and combine the result with column (g)
1a Totals for all short-term transactions reported on Form 1099-B for which basis was reported to the IRS and for which you have no adjustments (see instructions). However, if you choose to report all these transactions on Form 8949, leave this line blank and go to line 1b .				
1b Totals for all transactions reported on Form(s) 8949 with Box A checked	826.	839.	8.	-5.
2 Totals for all transactions reported on Form(s) 8949 with Box B checked				
3 Totals for all transactions reported on Form(s) 8949 with Box C checked				
4 Short-term gain from Form 6252 and short-term gain or (loss) from Forms 4684, 6781, and 8824				4
5 Net short-term gain or (loss) from partnerships, S corporations, estates, and trusts from Schedule(s) K-1				5
6 Short-term capital loss carryover. Enter the amount, if any, from line 8 of your Capital Loss Carryover Worksheet in the instructions				6 ()
7 Net short-term capital gain or (loss) . Combine lines 1a through 6 in column (h). If you have any long-term capital gains or losses, go to Part II below. Otherwise, go to Part III on the back				7 -5.

Part II Long-Term Capital Gains and Losses—Generally Assets Held More Than One Year (see instructions)

See instructions for how to figure the amounts to enter on the lines below.

This form may be easier to complete if you round off cents to whole dollars.

	(d) Proceeds (sales price)	(e) Cost (or other basis)	(g) Adjustments to gain or loss from Form(s) 8949, Part II, line 2, column (g)	(h) Gain or (loss) Subtract column (e) from column (d) and combine the result with column (g)
8a Totals for all long-term transactions reported on Form 1099-B for which basis was reported to the IRS and for which you have no adjustments (see instructions). However, if you choose to report all these transactions on Form 8949, leave this line blank and go to line 8b .				
8b Totals for all transactions reported on Form(s) 8949 with Box D checked				
9 Totals for all transactions reported on Form(s) 8949 with Box E checked				
10 Totals for all transactions reported on Form(s) 8949 with Box F checked				
11 Gain from Form 4797, Part I; long-term gain from Forms 2439 and 6252; and long-term gain or (loss) from Forms 4684, 6781, and 8824				11
12 Net long-term gain or (loss) from partnerships, S corporations, estates, and trusts from Schedule(s) K-1				12
13 Capital gain distributions. See the instructions				13
14 Long-term capital loss carryover. Enter the amount, if any, from line 13 of your Capital Loss Carryover Worksheet in the instructions				14 ()
15 Net long-term capital gain or (loss) . Combine lines 8a through 14 in column (h). Then, go to Part III on the back				15

Part III Summary

16	Combine lines 7 and 15 and enter the result	16	-5.
	<ul style="list-style-type: none"> • If line 16 is a gain, enter the amount from line 16 on Form 1040, 1040-SR, or 1040-NR, line 7. Then, go to line 17 below. • If line 16 is a loss, skip lines 17 through 20 below. Then, go to line 21. Also be sure to complete line 22. • If line 16 is zero, skip lines 17 through 21 below and enter -0- on Form 1040, 1040-SR, or 1040-NR, line 7. Then, go to line 22. 		
17	Are lines 15 and 16 both gains? <input type="checkbox"/> Yes. Go to line 18. <input type="checkbox"/> No. Skip lines 18 through 21, and go to line 22.		
18	If you are required to complete the 28% Rate Gain Worksheet (see instructions), enter the amount, if any, from line 7 of that worksheet	18	
19	If you are required to complete the Unrecaptured Section 1250 Gain Worksheet (see instructions), enter the amount, if any, from line 18 of that worksheet	19	
20	Are lines 18 and 19 both zero or blank and you are not filing Form 4952? <input type="checkbox"/> Yes. Complete the Qualified Dividends and Capital Gain Tax Worksheet in the instructions for Form 1040, line 16. Don't complete lines 21 and 22 below. <input type="checkbox"/> No. Complete the Schedule D Tax Worksheet in the instructions. Don't complete lines 21 and 22 below.		
21	If line 16 is a loss, enter here and on Form 1040, 1040-SR, or 1040-NR, line 7, the smaller of: <ul style="list-style-type: none"> • The loss on line 16; or • (\$3,000), or if married filing separately, (\$1,500) } 	21	(5.)
	Note: When figuring which amount is smaller, treat both amounts as positive numbers.		
22	Do you have qualified dividends on Form 1040, 1040-SR, or 1040-NR, line 3a? <input checked="" type="checkbox"/> Yes. Complete the Qualified Dividends and Capital Gain Tax Worksheet in the instructions for Form 1040, line 16. <input type="checkbox"/> No. Complete the rest of Form 1040, 1040-SR, or 1040-NR.		

Sales and Other Dispositions of Capital Assets

Department of the Treasury
Internal Revenue Service

Go to www.irs.gov/Form8949 for instructions and the latest information.
File with your Schedule D to list your transactions for lines 1b, 2, 3, 8b, 9, and 10 of Schedule D.

Name(s) shown on return
SUNIL KUMAR SWARNA

Social security number or taxpayer identification number
744-60-0168

Before you check Box A, B, or C below, see whether you received any Form(s) 1099-B or substitute statement(s) from your broker. A substitute statement will have the same information as Form 1099-B. Either will show whether your basis (usually your cost) was reported to the IRS by your broker and may even tell you which box to check.

Part I Short-Term. Transactions involving capital assets you held 1 year or less are generally short-term (see instructions). For long-term transactions, see page 2.

Note: You may aggregate all short-term transactions reported on Form(s) 1099-B showing basis was reported to the IRS and for which no adjustments or codes are required. Enter the totals directly on Schedule D, line 1a; you aren't required to report these transactions on Form 8949 (see instructions).

You must check Box A, B, or C below. Check only one box. If more than one box applies for your short-term transactions, complete a separate Form 8949, page 1, for each applicable box. If you have more short-term transactions than will fit on this page for one or more of the boxes, complete as many forms with the same box checked as you need.

- (A)** Short-term transactions reported on Form(s) 1099-B showing basis was reported to the IRS (see **Note** above)
- (B)** Short-term transactions reported on Form(s) 1099-B showing basis **wasn't** reported to the IRS
- (C)** Short-term transactions not reported to you on Form 1099-B

1	(a) Description of property (Example: 100 sh. XYZ Co.)	(b) Date acquired (Mo., day, yr.)	(c) Date sold or disposed of (Mo., day, yr.)	(d) Proceeds (sales price) (see instructions)	(e) Cost or other basis See the Note below and see <i>Column (e)</i> in the separate instructions.	Adjustment, if any, to gain or loss If you enter an amount in column (g), enter a code in column (f). See the separate instructions.		(h) Gain or (loss) Subtract column (e) from column (d) and combine the result with column (g).
						(f) Code(s) from instructions	(g) Amount of adjustment	
	Robinhood Securities LLC	01/01/22	12/31/22	826.	839.	W	8.	-5.
2 Totals.	Add the amounts in columns (d), (e), (g), and (h) (subtract negative amounts). Enter each total here and include on your Schedule D, line 1b (if Box A above is checked), line 2 (if Box B above is checked), or line 3 (if Box C above is checked).			826.	839.		8.	-5.

Note: If you checked Box A above but the basis reported to the IRS was incorrect, enter in column (e) the basis as reported to the IRS, and enter an adjustment in column (g) to correct the basis. See *Column (g)* in the separate instructions for how to figure the amount of the adjustment.

**SCHEDULE E
(Form 1040)**

Supplemental Income and Loss

OMB No. 1545-0074

(From rental real estate, royalties, partnerships, S corporations, estates, trusts, REMICs, etc.)

2022
Attachment
Sequence No. **13**

Department of the Treasury
Internal Revenue Service

Attach to Form 1040, 1040-SR, 1040-NR, or 1041.

Go to www.irs.gov/ScheduleE for instructions and the latest information.

Name(s) shown on return

SUNIL KUMAR SWARNA

Your social security number

744-60-0168

Part I Income or Loss From Rental Real Estate and Royalties

Note: If you are in the business of renting personal property, use **Schedule C**. See instructions. If you are an individual, report form rental income or loss from **Form 4835** on page 2, line 40.

- A** Did you make any payments in 2022 that would require you to file Form(s) 1099? See instructions Yes No
B If "Yes," did you or will you file required Form(s) 1099? Yes No

1a Physical address of each property (street, city, state, ZIP code)

A	
B	
C	

1b	Type of Property (from list below)	2	For each rental real estate property listed above, report the number of fair rental and personal use days. Check the QJV box only if you meet the requirements to file as a qualified joint venture. See instructions.	Fair Rental Days		Personal Use Days	QJV
				A	B	C	<input type="checkbox"/>
A	2			365		0	<input type="checkbox"/>
B							<input type="checkbox"/>
C							<input type="checkbox"/>

Type of Property:

- 1 Single Family Residence 3 Vacation/Short-Term Rental 5 Land 7 Self-Rental
 2 Multi-Family Residence 4 Commercial 6 Royalties 8 Other (describe) _____

		Properties:		
		A	B	C
Income:				
3	Rents received	3	600.	
4	Royalties received	4		
Expenses:				
5	Advertising	5		
6	Auto and travel (see instructions)	6		
7	Cleaning and maintenance	7	1,000.	
8	Commissions	8		
9	Insurance	9		
10	Legal and other professional fees	10		
11	Management fees	11	800.	
12	Mortgage interest paid to banks, etc. (see instructions)	12		
13	Other interest	13		
14	Repairs	14	2,500.	
15	Supplies	15	2,000.	
16	Taxes	16		
17	Utilities	17	3,800.	
18	Depreciation expense or depletion	18		
19	Other (list) _____	19		
20	Total expenses. Add lines 5 through 19	20	10,100.	
21	Subtract line 20 from line 3 (rents) and/or 4 (royalties). If result is a (loss), see instructions to find out if you must file Form 6198	21	-9,500.	
22	Deductible rental real estate loss after limitation, if any, on Form 8582 (see instructions)	22	(9,500.)	
23a	Total of all amounts reported on line 3 for all rental properties	23a	600.	
b	Total of all amounts reported on line 4 for all royalty properties	23b		
c	Total of all amounts reported on line 12 for all properties	23c		
d	Total of all amounts reported on line 18 for all properties	23d		
e	Total of all amounts reported on line 20 for all properties	23e	10,100.	
24	Income. Add positive amounts shown on line 21. Do not include any losses	24		
25	Losses. Add royalty losses from line 21 and rental real estate losses from line 22. Enter total losses here	25	(9,500.)	
26	Total rental real estate and royalty income or (loss). Combine lines 24 and 25. Enter the result here. If Parts II, III, IV, and line 40 on page 2 do not apply to you, also enter this amount on Schedule 1 (Form 1040), line 5. Otherwise, include this amount in the total on line 41 on page 2	26	-9,500.	

For Paperwork Reduction Act Notice, see the separate instructions.

Schedule E (Form 1040) 2022



Illinois Department of Revenue
2022 Form IL-1040
 Individual Income Tax Return

or for fiscal year ending ___/___/___

Step 1: Personal Information Enter personal information and Social Security numbers (SSN). You must provide the entire SSN(s) - no partial SSN.

744-60-0168 1997
 SUNIL KUMAR SWARNA
 799 ROYAL SAINT GEORGE DR 611
 Naperville IL 60563 WILL
 ssunilkumar0309@gmail.com



- B** Filing status: Single Married filing jointly Married filing separately Widowed Head of household
C Check if someone can claim you, or your spouse if filing jointly, as a dependent. See instructions. You Spouse
D Check the box if this applies to you during 2022: Nonresident - Attach Sch. NR Part-year resident - Attach Sch. NR

Step 2: Income (Whole dollars only)

1	Federal adjusted gross income from your federal Form 1040 or 1040-SR, Line 11.	1	75,572.00
2	Federally tax-exempt interest and dividend income from your federal Form 1040 or 1040-SR, Line 2a.	2	.00
3	Other additions. Attach Schedule M.	3	.00
4	Total income. Add Lines 1 through 3.	4	75,572.00

Step 3: Base Income

5	Social Security benefits and certain retirement plan income received if included in Line 1. Attach Page 1 of federal return.	5	.00
6	Illinois Income Tax overpayment included in federal Form 1040 or 1040-SR, Schedule 1, Ln. 1.	6	.00
7	Other subtractions. Attach Schedule M.	7	.00
8	Add Lines 5, 6, and 7. This is the total of your subtractions.	8	.00
9	Illinois base income. Subtract Line 8 from Line 4.	9	75,572.00

Step 4: Exemptions

10	a Enter the exemption amount for yourself and your spouse. See instructions.	a	2,425.00
	b Check if 65 or older: <input type="checkbox"/> You + <input type="checkbox"/> Spouse # of checkboxes X \$1,000 =	b	.00
	c Check if legally blind: <input type="checkbox"/> You + <input type="checkbox"/> Spouse # of checkboxes X \$1,000 =	c	.00
	d If you are claiming dependents, enter the amount from Schedule IL-E/EIC, Step 2, Line 1. Attach Schedule IL-E/EIC.	d	0.00
	Exemption allowance. Add Lines 10a through 10d.	10	2,425.00

Step 5: Net Income and Tax

11	Residents: Net income. Subtract Line 10 from Line 9.	11	73,147.00
	Nonresidents and part-year residents: Enter the Illinois net income from Schedule NR. Attach Schedule NR.		
12	Residents: Multiply Line 11 by 4.95% (.0495). Cannot be less than zero.	12	3,621.00
	Nonresidents and part-year residents: Enter the tax from Schedule NR.		
13	Recapture of investment tax credits. Attach Schedule 4255.	13	.00
14	Income tax. Add Lines 12 and 13. Cannot be less than zero.	14	3,621.00

Step 6: Tax After Nonrefundable Credits

15	Income tax paid to another state while an Illinois resident. Attach Schedule CR.	15	655.00
16	Property tax and K-12 education expense credit amount from Schedule ICR. Attach Schedule ICR.	16	.00
17	Credit amount from Schedule 1299-C. Attach Schedule 1299-C.	17	.00
18	Add Lines 15, 16, and 17. This is the total of your credits. Cannot exceed the tax amount on Line 14.	18	655.00
19	Tax after nonrefundable credits. Subtract Line 18 from Line 14.	19	2,966.00

Step 7: Other Taxes

20	Household employment tax. See instructions.	20	.00
21	Use tax on internet, mail order, or other out-of-state purchases from UT Worksheet or UT Table in the instructions. Do not leave blank.	21	0.00
22	Compassionate Use of Medical Cannabis Program Act and sale of assets by gaming licensee surcharges.	22	.00
23	Total Tax. Add Lines 19, 20, 21, and 22.	23	2,966.00

Staple W-2 and 1099 forms here

Staple your check and IL-1040-V



24 Total tax from Page 1, Line 23.

24 2,966.00

Step 8: Payments and Refundable Credit

- 25 Illinois Income Tax withheld. Attach Schedule IL-WIT. 25 2,987.00
26 Estimated payments from Forms IL-1040-ES and IL-505-I, including any overpayment applied from a prior year return. 26 .00
27 Pass-through withholding. Attach Schedule K-1-P or K-1-T. 27 .00
28 Pass-through entity tax credit. Attach Schedule K-1-P or K-1-T. 28 .00
29 Earned Income Credit from Schedule IL-E/EIC, Step 4, Line 8. Attach Schedule IL-E/EIC. 29 .00
30 Total payments and refundable credit. Add Lines 25 through 29. 30 2,987.00

Step 9: Total

- 31 If Line 30 is greater than Line 24, subtract Line 24 from Line 30. 31 21.00
32 If Line 24 is greater than Line 30, subtract Line 30 from Line 24. 32 .00

Step 10: Underpayment of Estimated Tax Penalty and Donations

- 33 Late-payment penalty for underpayment of estimated tax. 33 .00
a Check if at least two-thirds of your federal gross income is from farming.
b Check if you or your spouse are 65 or older and permanently living in a nursing home.
c Check if your income was not received evenly during the year and you annualized your income on Form IL-2210. Attach Form IL-2210.
d Check if you were not required to file an Illinois Individual Income Tax return in the previous tax year.
34 Voluntary charitable donations. Attach Schedule G. 34 .00
35 Total penalty and donations. Add Lines 33 and 34. 35 .00

Step 11: Refund or Amount you owe

- 36 If you have an amount on Line 31 and this amount is greater than Line 35, subtract Line 35 from Line 31. This is your overpayment. 36 21.00
37 Amount from Line 36 you want refunded to you. Check one box on Line 38. See instructions. 37 21.00
38 I choose to receive my refund by
a direct deposit - Complete the information below if you check this box.

Form for direct deposit with fields for Routing number, Account number, and Checking or Savings.

- b paper check.
39 Amount to be credited forward. Subtract Line 37 from Line 36. See instructions. 39 .00
40 If you have an amount on Line 32, add Lines 32 and 35. - or -
If you have an amount on Line 31 and this amount is less than Line 35, subtract Line 31 from Line 35. This is the amount you owe. See instructions. 40 .00

Step 12: Health Insurance Checkbox and Signature

- 41 Check this box if IDOR may share your income information with other Illinois state agencies in order to determine your eligibility for health insurance benefits. See instructions for more information.

Signature - Note: If this is a joint return, both you and your spouse must sign below. Under penalties of perjury, I state that I have examined this return and, to the best of my knowledge, it is true, correct, and complete.

Table with 6 columns: Sign Here, Your signature, Date (mm/dd/yyyy), Spouse's signature, Date (mm/dd/yyyy), Daytime phone number. Includes fields for Paid Preparer and Third Party Designee.

Refer to the 2022 IL-1040 Instructions for the address to mail your return.



Read this information first

You should file Schedule CR if

- you were either a resident or a part-year resident of Illinois during the tax year; and
• you paid income tax to another state on income you earned while you were an Illinois resident; and
• the income subject to the other state's tax is included in your Illinois base income; and
• you did not deduct the income tax paid to the other state when you figured your federal adjusted gross income as shown on your Illinois tax return.

You should not file this schedule if

- you were a nonresident of Illinois during the entire tax year; or
• you did not pay income tax to Illinois and another state.

For purposes of this schedule, "state" means any state of the United States, the District of Columbia, the Commonwealth of Puerto Rico, any territory or possession of the United States, or political subdivision of any of these (e.g., county, city, local). The term "state" does not refer to any foreign country.

Note: If you earned income in Iowa, Kentucky, Michigan, or Wisconsin, you may be covered by a reciprocal agreement. This agreement applies only to income from wages, salaries, tips, and other employee compensation. See the Schedule CR Instructions.

Step 1: Provide the following information

SUNIL KUMAR SWARNA

Your name as shown on your Form IL-1040

7 4 4 6 0 0 1 6 8
Your Social Security number

Step 2: Figure the Illinois and non-Illinois portions of your federal adjusted gross income



Illinois residents: In Column A of each line, except Line 15, enter the amounts exactly as reported on the corresponding line of your federal income tax return.

Part-year residents: In Column A of each line, enter the amounts as reported on the equivalent line of your Schedule NR, Column B.

Column A Total (Whole dollars only)
Column B Non-Illinois Portion (Whole dollars only)

Read the instructions before completing this step.

Table with 3 columns: Line number, Description, Column A Total, Column B Non-Illinois Portion. Includes rows for wages, interest, dividends, taxes, alimony, business income, capital gain, other gains, IRA distributions, pensions, rental real estate, farm income, unemployment, Social Security benefits, other income, and a total line.

Continue with Step 2 on Page 2

This form is authorized as outlined under the Illinois Income Tax Act. Disclosure of this information is required. Failure to provide information could result in a penalty.



Column A	Column B
Total	Non-Illinois Portion
(Whole dollars only)	(Whole dollars only)

	17 Enter the amounts from Page 1, Line 16.	17	75,572.00	17,212.00
<hr/>				
Adjustments to Income	18 Educator expenses (federal Form 1040 or 1040-SR, Schedule 1, Line 11)	18	.00	.00
	19 Certain business expenses of reservists, performing artists, and fee-basis government officials (federal Form 1040 or 1040-SR, Schedule 1, Line 12)	19	.00	.00
	20 Health savings account deduction (federal Form 1040 or 1040-SR, Schedule 1, Line 13)	20	.00	.00
	21 Moving expenses for members of the Armed Forces (federal Form 1040 or 1040-SR, Schedule 1, Line 14)	21	.00	.00
	22 Deductible part of self-employment tax (federal Form 1040 or 1040-SR, Schedule 1, Line 15)	22	.00	.00
	23 Self-employed SEP, SIMPLE, and qualified plans (fed. Form 1040 or 1040-SR, Schedule 1, Line 16)	23	.00	.00
	24 Self-employed health insurance deduction (fed. Form 1040 or 1040-SR, Schedule 1, Line 17)	24	.00	.00
	25 Penalty on early withdrawal of savings (federal Form 1040 or 1040-SR, Schedule 1, Line 18)	25	.00	.00
	26 Alimony paid (federal Form 1040 or 1040-SR, Schedule 1, Line 19a)	26	.00	.00
	27 IRA deduction (federal Form 1040 or 1040-SR, Schedule 1, Line 20)	27	.00	.00
	28 Student loan interest deduction (federal Form 1040 or 1040-SR, Schedule 1, Line 21)	28	.00	.00
	29 RESERVED	29		
	30 Archer MSA deduction (federal Form 1040 or 1040-SR, Schedule 1, Line 23)	30	.00	.00
	31 Other adjustments. See instructions.	31	.00	.00
32 Add Columns A and B, Lines 18 through 31.	32	.00	.00	
33 Subtract Columns A and B, Line 32 from Line 17.	33	75,572.00	17,212.00	

Step 3: Figure your Illinois additions and subtractions

In Column A, enter the total amounts from your Form IL-1040. You must read the instructions for Column B to properly complete this step.

Column A	Column B
Form IL-1040 Total	Non-Illinois Portion
(Whole dollars only)	(Whole dollars only)

Illinois Adjustments	34 Federally tax-exempt interest and dividend income (Form IL-1040, Line 2)	34	.00	.00	
	35 Other additions (Form IL-1040, Line 3)	35	.00	.00	
	36 Add Columns A and B, Lines 33, 34, and 35.	36	75,572.00	17,212.00	
	<hr/>				
	37 Federally taxed Social Security and retirement income (Form IL-1040, Line 5)	37	.00	.00	
	38 Illinois Income Tax overpayment included on your federal Form 1040 or 1040-SR, Schedule 1, Line 1. (Form IL-1040, Line 6)	38	.00		
	39 Other subtractions (Form IL-1040, Line 7)	39	.00	.00	
40 Add Columns A and B, Lines 37 through 39.	40	.00	.00		
41 Subtract Columns A and B, Line 40 from Line 36. If Line 40 is larger than Line 36, enter zero.	41	75,572.00	17,212.00		

Continue to Page 3 →



Step 4: Figure your Schedule CR decimal

		Column A	Column B
Decimal	42	75,572.00	17,212.00
	43		0.228

Step 5: Part-year residents only (Full year residents, go to Step 6.)

Part-Year Only	44	.00
	45	.00
	46	.00
	47	.00
	48	.00
	49	.00

Step 6: Figure your credit

Credit for Tax Paid to Other States	50	If you are claiming a credit for tax paid to any of the states listed below, check the box for the appropriate state. See instructions. <input type="checkbox"/> Iowa <input type="checkbox"/> Kentucky <input type="checkbox"/> Michigan <input type="checkbox"/> Wisconsin	
	51	Enter the total amount of income tax paid to other states on Illinois base income (see instructions). Include only : <ul style="list-style-type: none"> • State tax, city, or local government tax paid from the return filed with that entity. Do not use the withholding listed on Form W-2. • City or local government withholding from Form W-2 when a tax return is not required to be filed. 	
	52	3,621.00	
	53	0.228	
	54	826.00	
	55	655.00	

→
Keep your out-of-state tax returns and any Schedules K-1-P and K-1-T with your records. You must send us this information if we request it.
←



Illinois Department of Revenue

2022 Schedule IL-WIT Illinois Income Tax Withheld

Attach to your Form IL-1040. If you have more than five withholding forms, complete multiple copies of this schedule.

IL Attachment No. 31

Use the reference for Column A shown in the chart below.

Form Type	Letter Code for Column A	Form Type	Letter Code for Column A
W-2	W	1099-DIV	D
W-2G	WG	1099-INT	I
1099-R	R	1042-S	S
1099-G	G	1099-B	B
1099-MISC	M	1099-K	K
1099-OID	O	1099-NEC	N

Step 1: Provide your withholding records (include all W-2 and 1099 forms that show Illinois withholding)

SUNIL KUMAR SWARNA

7 4 4 - 6 0 - 0 1 6 8

Your name as shown on Form IL-1040

Your Social Security number

Column A Form type	Column B Employer/Payer Identification Number	Column C Federal Wages, Winnings, Gross Distributions, Compensation, etc.	Column D Illinois Wages, Winnings, Gross Distributions, Compensation, etc.	Column E Illinois Income Tax Withheld
1 W	36-4386212	\$ 30,328.00	\$ 13,426.00	\$ 651.00
2 W	20-0619175	\$ 50,028.00	\$ 50,028.00	\$ 2,336.00
3		\$.00	\$.00	\$.00
4		\$.00	\$.00	\$.00
5		\$.00	\$.00	\$.00

Step 2: Provide spouse's withholding records (include all W-2 and 1099 forms that show Illinois withholding)

Your spouse's name as shown on Form IL-1040

Your spouse's Social Security number

Column A Form type	Column B Employer/Payer Identification Number	Column C Federal Wages, Winnings, Gross Distributions, Compensation, etc.	Column D Illinois Wages, Winnings, Gross Distributions, Compensation, etc.	Column E Illinois Income Tax Withheld
6		\$.00	\$.00	\$.00
7		\$.00	\$.00	\$.00
8		\$.00	\$.00	\$.00
9		\$.00	\$.00	\$.00
10		\$.00	\$.00	\$.00

Step 3: Total Illinois withholding

11 Add the amounts in Column E for Lines 1 through 10 (and the amounts from Column E of any additional copies you attached). This is the total amount of your Illinois income tax withheld.

Enter this amount here and on Form IL-1040, Line 25.

11 \$ 2,987.00

➔ Attach all Schedules IL-WIT to your IL-1040. ➔



Illinois Department of Revenue

Submission ID boxes

2022 IL-8453 Illinois Individual Income Tax Electronic Filing Declaration

(Do not mail Form IL-8453 to the Illinois Department of Revenue unless it is requested for review.)

Step 1: Provide taxpayer information

Form fields for Step 1: SUNIL KUMAR SWARNA, Social Security number 744-60-0168, Mailing address 799 ROYAL SAINT GEORGE DR 611 Naperville IL 60563

Step 2: Complete information from tax return

Form fields for Step 2: Choose one: [X] IL-1040 [] IL-1040-X, 1 Net income 73,147.00, 2 Tax 3,621.00, 3 Illinois Income Tax withheld 2,987.00, 4 Overpayment 21.00, 5 Total amount due 1.00, 6 Filing status: [X] Single

Step 3: Complete direct deposit of refund or electronic funds withdrawal information (Optional)

To initiate a payment or refund transaction, the information in this Step must be included within the electronic transmission. Illinois does not support international ACH transactions.

Form fields for Step 3: 7 Routing no. (RN), 8 Account no. (AN), 9 Type of account: [] Checking [] Savings, 10 Date the payment is to be electronically withdrawn, 11 Electronic funds withdrawal amount: 1.00, 12 Name on account

Step 4: Taxpayer declaration and signature (Sign only after completing Step 2 and, if applicable, Step 3.)

- I consent that my refund may be directly deposited as designated in Step 3 and declare the information on Lines 7 through 9 is correct.
I authorize the Illinois Department of Revenue (IDOR) and its designated financial agent to initiate an ACH electronic funds withdrawal as designated in the electronic portion of my 2022 Illinois Original or Amended Individual Income Tax return.
[X] I do not want direct deposit of my refund, or an electronic funds withdrawal (direct debit) of my balance due.

Under penalties of perjury, I declare the information on my electronic Form IL-1040 or IL-1040-X and the information I provided to my electronic return originator (ERO) are identical. To the best of my knowledge, my return is true, correct, and complete.

Sign here: Your signature, Date, Spouse's signature (if joint return, both must sign), Date

Step 5: Electronic return originator (ERO) and paid preparer declaration and signature

I declare that I have examined this taxpayer's electronic Form IL-1040 or IL-1040-X, the information on this Form IL-8453, and accompanying information. I have followed all requirements of this program and declare, under penalties of perjury, that to the best of my knowledge the taxpayer's return and accompanying information are true, correct, and complete.

Form fields for Step 5: ERO's signature, Date 02/13/2023, Check if paid preparer: [X] (See instructions.), Firm's name GLOBAL TAXES LLC, Mailing address 245 ROONEY CT E BRUNSWICK NJ 08816, Your PTIN P 02082703, Federal employer identification number (FEIN) 88-2145487, Daytime phone number (678) 965-9522

Step 6: Attach required documents (e.g., W-2 forms, 1099 forms, IL-1310).

Do not mail Form IL-8453 and these documents unless requested for review.



2022 NJ-1040NR
New Jersey Nonresident Income Tax Return

For Privacy Act Notification, See Instructions

NJ-1040NR
2022
Page 1



For Taxable Year January 1, 2022 – December 31, 2022 or Other Tax Year
Beginning _____, 2022 Ending _____, 2023

1555

Your Social Security Number
744600168

Last Name, First Name, Initial (Joint filers enter first name and middle initial of each. Enter spouse/CU partner last name only if different.)
SWARNA SUNIL KUMAR

Spouse's/CU Partner's Social Security Number

State of Residency (outside NJ)
ILLINOIS

Home Address (Number and Street, incl. apt. # or rural route)
799 ROYAL SAINT GEORGE DR APT 611

Driver's License # (Voluntary)

State

City, Town, Post Office
NAPERVILLE

State

ZIP Code

IL

60563

This is an amended return

Federal extension application attached or enter confirmation number _____

The address above is a foreign address

Your address has changed

Death certificate for deceased taxpayer is attached (See instructions page 9)

I authorize the Division of Taxation to discuss my return and enclosures with my preparer

NJ Residency Status

If you were a New Jersey resident for ANY part of the tax year, give the period of New Jersey residency.

From:

To:

Gubernatorial Elections Fund

Do you want to designate \$1 of your taxes for this fund? If joint return, does your spouse/CU partner want to designate \$1? Note: If you check the "Yes" box(es), it will not increase your tax or reduce your refund.


Yes

No

Yes

No





040NV02220

Name(s) as shown on Form NJ-1040NR
SWARNA SUNIL KUMAR

Your Social Security Number
744600168

1555

Filing Status
(Check only ONE box)

- 1. Single
- 2. Married/CU Couple, filing joint return
- 3. Married/CU Partner, filing separate return
- 4. Head of Household
- 5. Qualifying Widow(er)/Surviving CU Partner

Name and SSN of Spouse/CU Partner

Exemptions


6. Regular	Self	Spouse/CU Partner	Domestic Partner	6.	1		
7. Age 65 or over	Self	Spouse/CU Partner		7.			
8. Blind or Disabled	Self	Spouse/CU Partner		8.			
9. Veteran Exemption	Self	Spouse/CU Partner					9.
10. Number of your qualified dependent children							10.
11. Number of other dependents							11.
12. Dependents attending colleges (See Instructions)				12.			
13. For line 13a – Add lines 6, 7, 8, and 12. For line 13b – Add lines 10 and 11. For line 13c – Enter amount from line 9.				13a.	1	13b.	13c.

Dependent Information

14. Dependent's Last Name, First Name, Middle Initial	Dependent's Social Security Number	Birth Year
a. _____		
b. _____		
c. _____		
d. _____		

COL. A - AMOUNT OF GROSS INCOME (EVERYWHERE) COL. B - AMOUNT FROM NEW JERSEY SOURCES

15. Wages, salaries, tips, and other employee compensation Check box if you completed lines 69 through 75	15.	85382	.	15.	17212	.
16. Interest	16.		.	16.		.
17. Dividends	17.	5	.	17.	0	.
18. Net profits from business (Schedule NJ-BUS-1, Part I, line 4)	18.		.	18.		.
19. Net gains or income from disposition of property (From line 68)	19.	0	.	19.	0	.
20. Net gains or income from rents, royalties, patents, and copyrights (Schedule NJ-BUS-1, Part II, line 4)	20.	0	.	20.	0	.
21. Net gambling winnings (See Instructions)	21.		.	21.		.
22. Taxable pensions, annuities, and IRA distributions/withdrawals	22.		.	22.		.
23. Distributive Share of Partnership Income (Schedule NJ-BUS-1, Part III, line 4)	23.		.	23.		.
24. Net pro rata share of S Corporation Income (Schedule NJ-BUS-1, Part IV, line 4)	24.		.	24.		.
25. Alimony and separate maintenance payments received	25.		.	25.		.
26. Other – State Nature and Source _____	26.		.	26.		.
27. TOTAL INCOME (Add lines 15 through 26)	27.	85387	.	27.	17212	.



040NV03220

Name(s) as shown on Form NJ-1040NR
SWARNA SUNIL KUMAR

Your Social Security Number
744600168

1555

28a. Pension/Retirement Exclusion (See Instructions)	28a.	.	.
28b. Other Retirement Income Exclusion (See Worksheet and Instructions)	28b.	.	28b. .
28c. Total Exclusion Amount (Add line 28a and line 28b)	28c.	.	28c. .
29. Gross Income (Subtract line 28c from line 27)	29.	85387	29. 17212
30. Total Exemption Amount (See Instructions)	30.	1000	.
31. Medical Expenses (See Worksheet and Instructions)	31.	.	.
32. Alimony and separate maintenance payments	32.	.	.
33. Qualified Conservation Contribution	33.	.	.
34. Health Enterprise Zone Deduction	34.	.	.
35. Alternative Business Calculation Adjustment (Schedule NJ-BUS-2, line 11)	35.	0	.
36. Organ/Bone Marrow Donation Deduction (See instructions)	36.	.	.
37a. NJBEST Deduction	37a.	.	.
37b. NJCLASS Deduction	37b.	.	.
37c. NJ Higher Education Tuition Deduction	37c.	.	.
38. Total Exemptions and Deductions (Add lines 30 through 37c)	38.	1000	.
39. Taxable Income (Subtract line 38 from line 29, column A)	39.	84387	.
40. Tax on amount on line 39 (From Tax Table)	40.	3248	.
41. Income Percentage B. (line 29) / A. (line 29) = <u>20.16</u> %			
42. New Jersey Tax (Multiply amount from line 40 by income percentage from line 41)	42.		655 .
43. Sheltered Workshop Tax Credit (Enclose GIT-317. See Instructions)	43.		.
44. Gold Star Family Counseling Credit (See Instructions)	44.		.
45. Credit for Employer of Organ/Bone Marrow Donor (See instructions)	45.		.
46. Total Credits (Add lines 43, 44, and 45)	46.		.
47. Balance of Tax After Credits (Subtract line 46 from line 42)	47.		655 .
48. Interest on Underpayment of Estimated Tax. Check box if Form NJ-2210NR is enclosed	48.		.
49. Total Tax Due (Add line 47 and line 48)	49.		655 .
50. Total New Jersey Income Tax Withheld (From enclosed Forms W-2 and 1099) (Part-year nonresidents, see instructions)	50.	849	.
51. New Jersey Estimated Tax Payments/Credit from 2021 return	51.	.	Also enter on line 51:
52. Tax paid on your behalf by Partnership(s)	52.	.	• Payments made in connection with sale of NJ real property
53. Excess NJ UI/WF/SWF Withheld (Enclose Form NJ-2450)	53.	.	• Payments by S corporation for nonresident shareholder
54. Excess NJ Disability Insurance Withheld (Enclose Form NJ-2450)	54.	.	
55. Excess NJ Family Leave Insurance Withheld (Enclose Form NJ-2450)	55.	.	
56. Pass-Through Business Alternative Income Tax Credit (See instructions)	56.	.	



Name(s) as shown on Form NJ-1040NR
SWARNA SUNIL KUMAR

Your Social Security Number
744600168

1555

57. Total Payments/Credits (Add lines 50 through 56)		57.	849 .
58. If line 57 is less than line 49, you have tax due. Subtract line 57 from line 49 and enter the amount you owe If you owe tax, you can still make a donation on line 61A through 61F		58.	. .
59. If line 57 is more than line 49, you have an overpayment. Subtract line 49 from line 57 and enter the overpayment		59.	194 .
60. Amount from line 59 you want to credit to your 2023 tax		60.	. .
61. Amount you want to credit to:			
(A) N.J. Endangered Wildlife Fund	61A.		
(B) N.J. Children's Trust Fund	61B.		
(C) N.J. Vietnam Veterans' Memorial Fund	61C.		
(D) N.J. Breast Cancer Research Fund	61D.		
(E) U.S.S. N.J. Educational Museum Fund	61E.		
(F) Designated Contribution Code	61F.		
62. Total Adjustments to Tax Due/ Overpayment (Add lines 60 through 61F)		62.	. .
63. Balance due (If line 58 is more than zero, add line 58 and 62)		63.	. .
64. Refund amount (If line 59 is more than zero, subtract line 62 from line 59)		64.	194 .

NOTE:
An entry on lines 60 through 61F will
reduce your tax refund

Under penalties of perjury, I declare that I have examined this return, including accompanying schedules and statements, and to the best of my knowledge and belief, it is true, correct, and complete. If prepared by a person other than taxpayer, this declaration is based on all information of which the preparer has any knowledge.

Pay amount on line 63 in full. Write Social Security number(s) on check or money order and make payable to:

> _____
Your Signature Date

> _____
Spouse's/CU Partner's Signature (if filing jointly, BOTH must sign)

State of New Jersey - TGI
Division of Taxation
Revenue Processing Center
PO Box 244
Trenton, NJ 08646-0244

Paid Preparer's Signature Federal Identification Number

SYAM PRIYA RAM SAGAR GUPTA TALLAM **P02082703**

You can also make a payment on our website:
nj.gov/taxation

Firm's Name **GLOBAL TAXES LLC** **84-3171965**

Name(s) as shown on Form NJ-1040NR: SWARNA SUNIL KUMAR
 Your Social Security Number: 744600168

Part I Net Gains or Income From Disposition of Property List the net gains or income, less net loss, derived from the sale, exchange, or other disposition of property including real or personal whether tangible or intangible as reported on federal Schedule D.

(a) Kind of property and description	(b) Date acquired (Mo., day, yr.)	(c) Date sold (Mo., day, yr.)	(d) Gross sales price	(e) Cost or other basis as adjusted (see instructions) and expense of sale	(f) Gain or (loss) (d less e)
65. Robinhood Securiti	01/01/2022	12/31/2022	826	831	-5
66. Capital Gains Distribution					
67. Other Net Gains					
68. Net Gains (Add lines 65, 66, and 67) (Enter here and on line 19) (If loss, enter zero)					0

Part II Allocation of Wage and Salary Income Earned Partly Inside and Outside New Jersey (See instructions if compensation depends entirely on volume of business transacted or if other basis of allocation is used.)

69. Amount reported on line 15 in column A required to be allocated	69.	
70. Total days in taxable year	70.	
71. Deduct nonworking days (Sundays, Saturdays, holidays, sick leave, vacation, etc.)	71.	
72. Total days worked in taxable year (subtract line 71 from line 70)	72.	
73. Deduct days worked outside New Jersey	73.	
74. Days worked in New Jersey (subtract line 73 from line 72)	74.	

75. Allocation Formula: $\frac{\text{Line 69}}{\text{Line 74}} \times \text{Line 72} = \text{Amount}$
 (Enter amount from line 69) (Salary earned inside N.J.) (Include this amount on line 15, col. B)

Part III Allocation of Business Income to New Jersey (See instructions if other than Formula Basis of allocation is used.)

Business Allocation Percentage (From Schedule NJ-NR-A)
 Enter below the line number and amount of each item of business income reported in column A that is required to be allocated and multiply by allocation percentage to determine amount of income from New Jersey sources.

From Line No. _____ \$ _____ x _____ % = \$ _____

From Line No. _____ \$ _____ x _____ % = \$ _____

From Line No. _____ \$ _____ x _____ % = \$ _____

Schedule NJ-BUS-1
(Form NJ-1040NR)

New Jersey Gross Income Tax
Business Income Summary Schedule

2022

Part I Net Profits From Business List the net profit (loss) from business(es). See Instructions.

	Business Name	Social Security Number/ Federal EIN	Profit or (Loss)
1.			
2.			
3.			
4.	Net Profit or (Loss). (Add lines 1, 2, and 3) (Enter here and on line 18, column A. If loss, enter zero on line 18, column A.)		4.

Part II Net Gains or Income From Rents, Royalties, Patents, and Copyrights List the net gains or net income, less net loss, derived from or in the form of rents, royalties, patents, and copyrights. See instructions.
Type of Property:
1-Rental real estate 2-Royalties 3-Patents 4-Copyrights

	Source of Income or Loss. If rental real estate, enter physical address of property.	Social Security Number/ Federal EIN	Type – Enter number from list above	Income or (Loss)
1.	From federal Sch E	744600168	1	-9,500.
2.				
3.				
4.	Net Income or (Loss). (Add lines 1, 2, and 3.) (Enter here and on line 20, column A. If loss, enter zero on line 20, column A.)			4.

Part III Distributive Share of Partnership Income List the distributive share of income (loss) from partnership(s). See instructions.

	Partnership Name	Federal EIN	Share of Partnership Income or (Loss)	Share of tax paid on your behalf by Partnerships	Share of Pass-Through Business Alternative Income Tax
1.					
2.					
3.					
4.	Distributive Share of Partnership Income or (Loss). (Add lines 1, 2, and 3.) (Enter here and on line 23, column A. If loss, enter zero on line 23, column A.)				
5.	Total Share of tax paid on your behalf by Partnerships (Add lines 1, 2, and 3.) Enter total here and include on line 52.				
6.	Total Share of Pass-Through Business Alternative Income Tax (Add lines 1, 2, and 3.) (Enter here and include on line 56.)				

Part IV Net Pro Rata Share of S Corporation Income List the pro rata share of income (usable loss) from S corporation(s). See instructions.

	S Corporation Name	Federal EIN	Pro Rata Share of S Corporation Income or (Usable Loss)	Share of Pass-Through Business Alternative Income Tax
1.				
2.				
3.				
4.	Net Pro Rata Share of S Corporation Income or (Usable Loss). (Add lines 1, 2, and 3.) (Enter here and on line 24, column A. If loss, enter zero on line 24, column A.)			4.
5.	Total Share of Pass-Through Business Alternative Income Tax (Add lines 1, 2, and 3.) (Enter here and include on line 56.)			5.

Schedule NJ-BUS-2
 (Form NJ-1040NR)

New Jersey Gross Income Tax
 Alternative Business Calculation Adjustment

2022

Part I Income (Loss)		Column A		Column B	
		Reportable Regular Business Income		Alternative Business Income (Loss)	
1.	Net Profits From Business	1a.	0.	1b.	0.
2.	Net Gain or Income From Rents, Royalties, Patents, and Copyrights	2a.	0.	2b.	-9,500.
3.	Distributive Share of Partnership Income	3a.	0.	3b.	0.
4.	Net Pro Rata Share of S Corporation Income	4a.	0.	4b.	0.
5.	Loss Carryforward From Tax Year 2021			5b.	()
6.	Totals	6a.	0.	6b.	-9,500.
Part II Adjustment Calculation					
7.	Total Regular Business Income	7.	0.		
8.	Total Alternative Business Income/(Loss) (If loss, enter zero)	8.	0.		
9.	Business Increment (Subtract line 8 from line 7)	9.	0.		
10.	Adjustment Percentage	10.	0.50		
11.	Alternative Business Calculation Adjustment (line 9 x 0.50)	11.	0.		
Part III Loss Carryforward to Tax Year 2023					
12.	Loss Carryforward to Tax Year 2023	12.		(9,500.

Instructions

- Line 1a. Enter the amount from line 18, column A, Form NJ-1040NR.
- Line 1b. Enter the amount from Part I, line 4, Schedule NJ-BUS-1 (Form NJ-1040NR).
- Line 2a. Enter the amount from line 20, column A, Form NJ-1040NR.
- Line 2b. Enter the amount from Part II, line 4, Schedule NJ-BUS-1 (Form NJ-1040NR).
- Line 3a. Enter the amount from line 23, column A, Form NJ-1040NR.
- Line 3b. Enter the amount from Part III, line 4, Schedule NJ-BUS-1 (Form NJ-1040NR).
- Line 4a. Enter the amount from line 24, column A, Form NJ-1040NR.
- Line 4b. Enter the amount from Part IV, line 4, Schedule NJ-BUS-1 (Form NJ-1040NR).
- Line 5b. Enter the amount from line 12 of your 2021 Schedule NJ-BUS-2 (Form NJ-1040NR).
- Line 6a. Enter the total of lines 1a through 4a.
- Line 6b. Enter the total of lines 1b through 5b, netting gains with losses.
- Line 7. Enter the amount from line 6a of this schedule.
- Line 8. Enter the amount from line 6b of this schedule. If loss, enter zero here.
- Line 9. Subtract line 8 from line 7. If the result is zero, enter zero on line 11 and on line 35 of Form NJ-1040NR, and continue with line 12.
- Line 10. The adjustment percentage for Tax Year 2022 is 50% (0.50).
- Line 11. Multiply the amount on line 9 by 50% (0.50). Enter here and on line 35 of Form NJ-1040NR.
- Line 12. If the amount on 6b is a loss, enter the amount of the loss on this line. Otherwise, enter zero.

Keep a copy of this schedule for your records