

Gain / Loss report

Bipin Kumar | 4ab9c331-1750-52a1-9afa-f97874049938 | bipin31@gmail.com

About report

This report includes all taxable activity on Coinbase with realized gains or losses. For US customers, Sells and Converts are taxable events that realize gains. This report does not include taxable events like Staking or Coinbase Earn that result in income. Note that this report is provided for informational purposes only, and you are responsible for confirming the accuracy and completeness of the information set forth in the report. For final tax obligations, please consult your tax advisor.

Summary

Cost Basis Method: **HIFO**

Data source	Long-term	Short-term	Total gains/losses
Coinbase	None	-\$157.28	-\$157.28
! Not Available	None	-\$157.16	-\$157.16
Total	None	-\$314.44	-\$314.44

Report legend

Short-term

The tax you pay on capital gains or losses depends on how long you hold the asset. If you hold an asset for 1 year or less, you pay the short term capital gains tax rate.

Long-term

The tax you pay on capital gains or losses depends on how long you hold the asset. If you hold an asset for 1 year and 1 day, or longer, you pay the long term capital gains tax rate.

Proceeds

The amount of money you received when you sold your cryptocurrency. If you received USD in exchange for your cryptocurrency then the cash you received is your proceeds. If you exchanged one cryptocurrency for another it will be the dollar value of the crypto you received.

Some data not available

Why?

When you transfer crypto to Coinbase and you acquired it elsewhere, Coinbase does not have a record of the asset's original cost basis and/or date acquired. For these transactions, we indicate that these data points are not available with !.




How to treat these transactions

We estimate your gains/losses for these transactions by assuming \$0 cost basis and treating your date received as date acquired. Before filing your taxes, work with your tax professional or follow our guide to prepare these data points to accurately report your gains or losses.

Section 1


Data source: Coinbase

These are taxable transactions incurring realized gains or losses where Coinbase all relevant data points.

Date Sold	Event	Amount	Proceeds	Cost Basis	Long Term	Short Term	Total Gains/Losses
11/30/2022	 Sold OCEAN	200	\$28.07	\$36.14	None	-\$8.08	-\$8.08
Date Acquired (Tax Lots)							
	09/11/2022	200 OCEAN	\$28.07	\$36.14	None	-\$8.08	
Date Sold	Event	Amount	Proceeds	Cost Basis	Long Term	Short Term	Total Gains/Losses
12/04/2022	 Sold ILV	2	\$99.60	\$129.07	None	-\$29.47	-\$29.47
Date Acquired (Tax Lots)							
	11/06/2022	0.0336 ILV	\$1.67	\$2.17	None	-\$0.50	
	11/06/2022	1.9664 ILV	\$97.93	\$126.91	None	-\$28.98	
Date Sold	Event	Amount	Proceeds	Cost Basis	Long Term	Short Term	Total Gains/Losses
12/09/2022	 Sold OCEAN	200	\$31.87	\$36.14	None	-\$4.27	-\$4.27
Date Acquired (Tax Lots)							
	09/11/2022	200 OCEAN	\$31.87	\$36.14	None	-\$4.27	

Coinbase

January 1, 2022 00:00 EST - December 31, 2022 23:59 EST


Date Sold	Event	Amount	Proceeds	Cost Basis	Long Term	Short Term	Total Gains/Losses
12/13/2022	 Sold ETH	0.1	\$0.00	\$115.46	None	-\$115.46	-\$115.46
Date Acquired (Tax Lots)							
11/09/2022	0.0999999938655828 ETH		\$0.00	\$115.46	None	-\$115.46	
08/18/2022	6.1344172E-9 ETH		\$0.00	\$0.00	None	-\$0.00	

Section 2

Data source: Not available


These are taxable transactions incurring realized gains or losses where the cost basis is unavailable.

⚠ For these transactions Coinbase does not have a cost basis on record. We estimate your gains/losses for these transactions by assuming \$0 cost basis and treating your date received as date acquired.

Date Sold	Event	Amount	Proceeds	Cost Basis	Long Term	Short Term	Total Gains/losses
08/13/2022	 Sold AAVE	0.271	\$31.05	\$30.35	None	\$0.70	\$0.70

Date Acquired (Tax Lots)

⚠ 08/12/2022	0.271 AAVE	\$31.05	\$30.35	None	\$0.70
--------------	------------	---------	---------	------	--------







Date Sold	Event	Amount	Proceeds	Cost Basis	Long Term	Short Term	Total Gains/losses
08/13/2022	 Sold AAVE	0.729	\$83.54	\$81.64	None	\$1.89	\$1.89

Date Acquired (Tax Lots)

⚠ 08/12/2022	0.729 AAVE	\$83.54	\$81.64	None	\$1.89
--------------	------------	---------	---------	------	--------







Coinbase

January 1, 2022 00:00 EST - December 31, 2022 23:59 EST

Date Sold	Event	Amount	Proceeds	Cost Basis	Long Term	Short Term	Total Gains/Losses
09/15/2022	 Sold ATOM	2.16	\$33.05	\$25.38	None	\$7.67	\$7.67
Date Acquired (Tax Lots)							
08/26/2022		0.054269 ATOM	\$0.83	\$0.65	None	\$0.18	
 08/12/2022		2.105731 ATOM	\$32.22	\$24.73	None	\$7.49	
Date Sold	Event	Amount	Proceeds	Cost Basis	Long Term	Short Term	Total Gains/Losses
09/15/2022	 Sold ATOM	7.84	\$119.97	\$92.08	None	\$27.89	\$27.89
Date Acquired (Tax Lots)							
 08/12/2022		7.84 ATOM	\$119.97	\$92.08	None	\$27.89	
Date Sold	Event	Amount	Proceeds	Cost Basis	Long Term	Short Term	Total Gains/Losses
11/10/2022	 Sold BTC	0.012	\$215.14	\$294.01	None	-\$78.87	-\$78.87
Date Acquired (Tax Lots)							
 08/12/2022		0.01099698 BTC	\$197.15	\$264.03	None	-\$66.88	
11/25/2021		0.00017 BTC	\$3.05	\$9.98	None	-\$6.93	
08/12/2022		0.00083302 BTC	\$14.93	\$20.00	None	-\$5.07	



Coinbase

January 1, 2022 00:00 EST - December 31, 2022 23:59 EST

Date Sold	Event	Amount	Proceeds	Cost Basis	Long Term	Short Term	Total Gains/Losses
11/10/2022	 Sold SOL	4	\$71.71	\$172.10	None	-\$100.39	-\$100.39
Date Acquired (Tax Lots)							
	 08/12/2022	4 SOL	\$71.71	\$172.10	None	-\$100.39	
11/30/2022	 Sold DOGE	250	\$26.15	\$17.82	None	\$8.33	\$8.33
Date Acquired (Tax Lots)							
	 08/12/2022	250 DOGE	\$26.15	\$17.82	None	\$8.33	
11/30/2022	 Sold ETH	0.02713432	\$35.13	\$50.00	None	-\$14.87	-\$14.87
Date Acquired (Tax Lots)							
	08/18/2022	0.0271343114510628 ETH	\$35.13	\$50.00	None	-\$14.87	
	 08/12/2022	8.5489372E-9 ETH	\$0.00	\$0.00	None	-\$0.00	

Coinbase

January 1, 2022 00:00 EST - December 31, 2022 23:59 EST

Date Sold	Event	Amount	Proceeds	Cost Basis	Long Term	Short Term	Total Gains/Losses
12/04/2022	 Sold ILV	2	\$119.52	\$129.04	None	-\$9.52	-\$9.52
Date Acquired (Tax Lots)							
11/06/2022		1.7436 ILV	\$104.20	\$112.53	None	-\$8.33	
 11/06/2022		0.2564 ILV	\$15.32	\$16.51	None	-\$1.19	