

DO NOT MAIL

▼ Detach Here and Mail With Your Payment ▼

Department of the Treasury  
Internal Revenue Service

Calendar Year —  
Due **04/18/2023**

# 2023 Form 1040-ES Payment Voucher 1

File only if you are making a payment of estimated tax by check or money order. Mail this voucher with your check or money order payable to the **United States Treasury**. Write your social security number and '2023 Form 1040-ES' on your check or money order. Do not send cash. Enclose, but do not staple or attach, your payment with this voucher.

Amount of estimated tax you are paying by check or money order.....▶	4,133.
--	--------

REV 03/22/23 PRO 1555

043-15-9152 858-85-6407  
KIRAN NAGA BABU PEDDIREDDY  
ANITHA PEDDIREDDY

INTERNAL REVENUE SERVICE  
PO BOX 1303  
CHARLOTTE NC 28201-1303  
USA

043159152 DA PEDD 30 0 202312 430

DO NOT MAIL

▼ Detach Here and Mail With Your Payment ▼

Department of the Treasury  
Internal Revenue Service

Calendar Year —  
Due **06/15/2023**

**2023 Form 1040-ES Payment Voucher 2**

File only if you are making a payment of estimated tax by check or money order. Mail this voucher with your check or money order payable to the **United States Treasury.** Write your social security number and '2023 Form 1040-ES' on your check or money order. Do not send cash. Enclose, but do not staple or attach, your payment with this voucher.

Amount of estimated tax you are paying by check or money order.....▶	4,133.
--	--------

REV 03/22/23 PRO 1555

043-15-9152 858-85-6407  
KIRAN NAGA BABU PEDDIREDDY  
ANITHA PEDDIREDDY

INTERNAL REVENUE SERVICE  
PO BOX 1303  
CHARLOTTE NC 28201-1303  
USA

043159152 DA PEDD 30 0 202312 430

DO NOT MAIL

▼ Detach Here and Mail With Your Payment ▼

Department of the Treasury  
Internal Revenue Service

Calendar Year —  
Due **09/15/2023**

**2023 Form 1040-ES Payment Voucher 3**

File only if you are making a payment of estimated tax by check or money order. Mail this voucher with your check or money order payable to the **United States Treasury.** Write your social security number and '2023 Form 1040-ES' on your check or money order. Do not send cash. Enclose, but do not staple or attach, your payment with this voucher.

Amount of estimated tax you are paying by check or money order.....▶	4,133.
--	--------

REV 03/22/23 PRO 1555

043-15-9152 858-85-6407  
KIRAN NAGA BABU PEDDIREDDY  
ANITHA PEDDIREDDY

INTERNAL REVENUE SERVICE  
PO BOX 1303  
CHARLOTTE NC 28201-1303  
USA

043159152 DA PEDD 30 0 202312 430

DO NOT MAIL

▼ Detach Here and Mail With Your Payment ▼

Department of the Treasury  
Internal Revenue Service

Calendar Year —  
Due **01/16/2024**

# 2023 Form 1040-ES Payment Voucher 4

File only if you are making a payment of estimated tax by check or money order. Mail this voucher with your check or money order payable to the **United States Treasury**. Write your social security number and '2023 Form 1040-ES' on your check or money order. Do not send cash. Enclose, but do not staple or attach, your payment with this voucher.

Amount of estimated tax you are paying by check or money order.....▶	4,133.
--	--------

REV 03/22/23 PRO 1555

043-15-9152 858-85-6407  
KIRAN NAGA BABU PEDDIREDDY  
ANITHA PEDDIREDDY

INTERNAL REVENUE SERVICE  
PO BOX 1303  
CHARLOTTE NC 28201-1303  
USA

043159152 DA PEDD 30 0 202312 430

# IRS e-file Signature Authorization

▶ ERO must obtain and retain completed Form 8879.  
▶ Go to [www.irs.gov/Form8879](http://www.irs.gov/Form8879) for the latest information.

Submission Identification Number (SID) ▶

Taxpayer's name KIRAN NAGA BABU PEDDIREDDY	Social security number 043-15-9152
Spouse's name ANITHA PEDDIREDDY	Spouse's social security number 858-85-6407

## Part I Tax Return Information – Tax Year Ending December 31, 2022 (Enter year you are authorizing.)

Enter whole dollars only on lines 1 through 5.

**Note:** Form 1040-SS filers use line 4 only. Leave lines 1, 2, 3, and 5 blank.

1 Adjusted gross income	1	254,447.
2 Total tax	2	39,979.
3 Federal income tax withheld from Form(s) W-2 and Form(s) 1099	3	27,448.
4 Amount you want refunded to you	4	
5 Amount you owe	5	12,872.

## Part II Taxpayer Declaration and Signature Authorization (Be sure you get and keep a copy of your return)

Under penalties of perjury, I declare that I have examined a copy of the income tax return (original or amended) I am now authorizing, and to the best of my knowledge and belief, it is true, correct, and complete. I further declare that the amounts in Part I above are the amounts from the income tax return (original or amended) I am now authorizing. I consent to allow my intermediate service provider, transmitter, or electronic return originator (ERO) to send my return to the IRS and to receive from the IRS (a) an acknowledgement of receipt or reason for rejection of the transmission, (b) the reason for any delay in processing the return or refund, and (c) the date of any refund. If applicable, I authorize the U.S. Treasury and its designated Financial Agent to initiate an ACH electronic funds withdrawal (direct debit) entry to the financial institution account indicated in the tax preparation software for payment of my federal taxes owed on this return and/or a payment of estimated tax, and the financial institution to debit the entry to this account. This authorization is to remain in full force and effect until I notify the U.S. Treasury Financial Agent to terminate the authorization. To revoke (cancel) a payment, I must contact the U.S. Treasury Financial Agent at 1-888-353-4537. Payment cancellation requests must be received no later than 2 business days prior to the payment (settlement) date. I also authorize the financial institutions involved in the processing of the electronic payment of taxes to receive confidential information necessary to answer inquiries and resolve issues related to the payment. I further acknowledge that the personal identification number (PIN) below is my signature for the income tax return (original or amended) I am now authorizing and, if applicable, my Electronic Funds Withdrawal Consent.

### Taxpayer's PIN: check one box only

- I authorize GLOBAL TAXES LLC to enter or generate my PIN as my signature on the income tax return (original or amended) I am now authorizing. **ERO firm name** 5 9 1 5 2 Enter five digits, but don't enter all zeros
- I will enter my PIN as my signature on the income tax return (original or amended) I am now authorizing. Check this box **only** if you are entering your own PIN and your return is filed using the Practitioner PIN method. The ERO must complete Part III below.

Your signature ▶ \_\_\_\_\_ Date ▶ \_\_\_\_\_

### Spouse's PIN: check one box only

- I authorize GLOBAL TAXES LLC to enter or generate my PIN as my signature on the income tax return (original or amended) I am now authorizing. **ERO firm name** 5 6 4 0 7 Enter five digits, but don't enter all zeros
- I will enter my PIN as my signature on the income tax return (original or amended) I am now authorizing. Check this box **only** if you are entering your own PIN and your return is filed using the Practitioner PIN method. The ERO must complete Part III below.

Spouse's signature ▶ \_\_\_\_\_ Date ▶ \_\_\_\_\_

### Practitioner PIN Method Returns Only—continue below

## Part III Certification and Authentication – Practitioner PIN Method Only

ERO's EFIN/PIN. Enter your six-digit EFIN followed by your five-digit self-selected PIN. 2 2 2 4 9 6 3 1 9 8 9 Don't enter all zeros

I certify that the above numeric entry is my PIN, which is my signature for the electronic individual income tax return (original or amended) I am now authorized to file for tax year indicated above for the taxpayer(s) indicated above. I confirm that I am submitting this return in accordance with the requirements of the Practitioner PIN method and **Pub. 1345**, Handbook for Authorized IRS e-file Providers of Individual Income Tax Returns.

ERO's signature ▶ \_\_\_\_\_ Date ▶ \_\_\_\_\_

**ERO Must Retain This Form – See Instructions**  
**Don't Submit This Form to the IRS Unless Requested To Do So**

IF you live in...	THEN use this address to send in your payment...
Alabama, Florida, Georgia, Louisiana, Mississippi, North Carolina, South Carolina, Tennessee, Texas	Internal Revenue Service P.O. Box 1214 Charlotte, NC 28201-1214
Arkansas, Connecticut, Delaware, District of Columbia, Illinois, Indiana, Iowa, Kentucky, Maine, Maryland, Massachusetts, Minnesota, Missouri, New Hampshire, New Jersey, New York, Oklahoma, Rhode Island, Vermont, Virginia, West Virginia, Wisconsin	Internal Revenue Service P.O. Box 931000 Louisville, KY 40293-1000
Alaska, Arizona, California, Colorado, Hawaii, Idaho, Kansas, Michigan, Montana, Nebraska, Nevada, New Mexico, North Dakota, Ohio, Oregon, Pennsylvania, South Dakota, Utah, Washington, Wyoming	Internal Revenue Service P.O. Box 802501 Cincinnati, OH 45280-2501
A foreign country, American Samoa, or Puerto Rico (or are excluding income under Internal Revenue Code section 933), or use an APO or FPO address, or file Form 2555 or 4563, or are a dual-status alien or nonpermanent resident of Guam or the U.S. Virgin Islands	Internal Revenue Service P.O. Box 1303 Charlotte, NC 28201-1303

MAIL FORM 1040-V TO THE INTERNAL REVENUE SERVICE CENTER AT THE ADDRESS LISTED BELOW.

▼ Detach Here and Mail With Your Payment and Return ▼

Department of the Treasury  
Internal Revenue Service

2022

# Form 1040-V Payment Voucher

- ▶ Use this voucher when making a payment with Form 1040.
- ▶ Do not staple this voucher or your payment to Form 1040.
- ▶ Make your check or money order payable to the 'United States Treasury.'
- ▶ Write your social security number (SSN) on your check or money order.

Enter the amount of your payment . . . . . ▶	12,872.
--	---------

REV 03/22/23 PRO 1555

KIRAN NAGA BABU PEDDIREDDY  
ANITHA PEDDIREDDY

DEPARTMENT OF THE TREASURY  
INTERNAL REVENUE SERVICE  
AUSTIN, TX 73301-0215  
USA

043159152 DA PEDD 30 0 202212 610

Filing Status [ ] Single [X] Married filing jointly [ ] Married filing separately (MFS) [ ] Head of household (HOH) [ ] Qualifying surviving spouse (QSS)
Check only one box. If you checked the MFS box, enter the name of your spouse. If you checked the HOH or QSS box, enter the child's name if the qualifying person is a child but not your dependent:

Form fields for personal information: Your first name and middle initial (KIRAN NAGA BABU), Last name (PEDDIREDDY), Your social security number (043-15-9152), Spouse's social security number (858-85-6407), Home address, City, town, or post office, State, ZIP code, Foreign country name, Foreign province/state/county, Foreign postal code, Presidential Election Campaign (You/Spouse).

Digital Assets At any time during 2022, did you: (a) receive (as a reward, award, or payment for property or services); or (b) sell, exchange, gift, or otherwise dispose of a digital asset (or a financial interest in a digital asset)? (See instructions.) [ ] Yes [X] No

Standard Deduction Someone can claim: [ ] You as a dependent [ ] Your spouse as a dependent [ ] Spouse itemizes on a separate return or you were a dual-status alien

Age/Blindness You: [ ] Were born before January 2, 1958 [ ] Are blind Spouse: [ ] Was born before January 2, 1958 [ ] Is blind

Table for Dependents with columns: (1) First name, Last name, (2) Social security number, (3) Relationship to you, (4) Child tax credit, Credit for other dependents. Includes GOMATHI SAILAKSHMI and SNEHA PEDDIREDDY.

Main income table with rows 1a through 15. Includes sub-rows 2a-2b, 3a-3b, 4a-4b, 5a-5b, 6a-6b. Total income: 254,995. Adjusted gross income: 254,447. Standard deduction: 25,900. Taxable income: 228,547.

<b>Tax and Credits</b>	<b>16</b>	<b>Tax</b> (see instructions). Check if any from Form(s): 1 <input type="checkbox"/> 8814 2 <input type="checkbox"/> 4972 3 <input type="checkbox"/> _____	<b>16</b>	42,507.
	<b>17</b>	Amount from Schedule 2, line 3	<b>17</b>	
	<b>18</b>	Add lines 16 and 17	<b>18</b>	42,507.
	<b>19</b>	Child tax credit or credit for other dependents from Schedule 8812	<b>19</b>	4,000.
	<b>20</b>	Amount from Schedule 3, line 8	<b>20</b>	
	<b>21</b>	Add lines 19 and 20	<b>21</b>	4,000.
	<b>22</b>	Subtract line 21 from line 18. If zero or less, enter -0-	<b>22</b>	38,507.
	<b>23</b>	Other taxes, including self-employment tax, from Schedule 2, line 21	<b>23</b>	1,472.
<b>24</b>	Add lines 22 and 23. This is your <b>total tax</b>	<b>24</b>	39,979.	

<b>Payments</b>	<b>25</b>	Federal income tax withheld from:		
	<b>a</b>	Form(s) W-2	<b>25a</b>	27,448.
	<b>b</b>	Form(s) 1099	<b>25b</b>	
	<b>c</b>	Other forms (see instructions)	<b>25c</b>	0.
	<b>d</b>	Add lines 25a through 25c	<b>25d</b>	27,448.
	<b>26</b>	2022 estimated tax payments and amount applied from 2021 return	<b>26</b>	
	<b>27</b>	Earned income credit (EIC) NO	<b>27</b>	
	<b>28</b>	Additional child tax credit from Schedule 8812	<b>28</b>	
	<b>29</b>	American opportunity credit from Form 8863, line 8	<b>29</b>	
	<b>30</b>	Reserved for future use	<b>30</b>	
	<b>31</b>	Amount from Schedule 3, line 15	<b>31</b>	
	<b>32</b>	Add lines 27, 28, 29, and 31. These are your <b>total other payments and refundable credits</b>	<b>32</b>	
<b>33</b>	Add lines 25d, 26, and 32. These are your <b>total payments</b>	<b>33</b>	27,448.	

<b>Refund</b>	<b>34</b>	If line 33 is more than line 24, subtract line 24 from line 33. This is the amount you <b>overpaid</b>	<b>34</b>															
	<b>35a</b>	Amount of line 34 you want <b>refunded to you</b> . If Form 8888 is attached, check here <input type="checkbox"/>	<b>35a</b>															
	<b>b</b>	Routing number <table border="1"><tr><td>X</td><td>X</td><td>X</td><td>X</td><td>X</td><td>X</td><td>X</td><td>X</td><td>X</td></tr></table> <b>c</b> Type: <input type="checkbox"/> Checking <input type="checkbox"/> Savings	X	X	X	X	X	X	X	X	X							
	X	X	X	X	X	X	X	X	X									
<b>d</b>	Account number <table border="1"><tr><td>X</td><td>X</td><td>X</td><td>X</td><td>X</td><td>X</td><td>X</td><td>X</td><td>X</td><td>X</td><td>X</td><td>X</td><td>X</td><td>X</td><td>X</td></tr></table>	X	X	X	X	X	X	X	X	X	X	X	X	X	X	X		
X	X	X	X	X	X	X	X	X	X	X	X	X	X	X				
<b>36</b>	Amount of line 34 you want <b>applied to your 2023 estimated tax</b>	<b>36</b>																

<b>Amount You Owe</b>	<b>37</b>	Subtract line 33 from line 24. This is the <b>amount you owe</b> . For details on how to pay, go to <a href="http://www.irs.gov/Payments">www.irs.gov/Payments</a> or see instructions	<b>37</b>	12,872.
	<b>38</b>	Estimated tax penalty (see instructions)	<b>38</b>	341.

**Third Party Designee** Do you want to allow another person to discuss this return with the IRS? See instructions  **Yes.** Complete below.  **No**

Designee's name \_\_\_\_\_ Phone no. \_\_\_\_\_ Personal identification number (PIN) 

--	--	--	--	--

**Sign Here** Under penalties of perjury, I declare that I have examined this return and accompanying schedules and statements, and to the best of my knowledge and belief, they are true, correct, and complete. Declaration of preparer (other than taxpayer) is based on all information of which preparer has any knowledge.

Your signature _____	Date _____	Your occupation SOFTWARE ENGINEER	If the IRS sent you an Identity Protection PIN, enter it here (see inst.) <table border="1"><tr><td></td><td></td><td></td><td></td><td></td></tr></table>					
Spouse's signature. If a joint return, <b>both</b> must sign. _____	Date _____	Spouse's occupation SOFTWARE ENGINEER	If the IRS sent your spouse an Identity Protection PIN, enter it here (see inst.) <table border="1"><tr><td></td><td></td><td></td><td></td><td></td></tr></table>					
Phone no. _____	Email address _____							

**Paid Preparer Use Only**

Preparer's name SYAM PRIYA RAM SAGAR GUPTA TALLAM	Preparer's signature SYAM PRIYA RAM SAGAR GUPTA TALLAM	Date 04/14/2023	PTIN P02082703	Check if: <input type="checkbox"/> Self-employed
Firm's name GLOBAL TAXES LLC	Firm's address 245 ROONEY CT E BRUNSWICK NJ 08816		Phone no. (678) 965-9522	Firm's EIN 84-3171965



**SCHEDULE 1  
(Form 1040)**

Department of the Treasury  
Internal Revenue Service

**Additional Income and Adjustments to Income**

Attach to Form 1040, 1040-SR, or 1040-NR.

Go to [www.irs.gov/Form1040](http://www.irs.gov/Form1040) for instructions and the latest information.

OMB No. 1545-0074

**2022**  
Attachment  
Sequence No. **01**

Name(s) shown on Form 1040, 1040-SR, or 1040-NR  
KIRAN NAGA BABU & ANITHA PEDDIREDDY

Your social security number  
043-15-9152

**Part I Additional Income**


<b>1</b>	Taxable refunds, credits, or offsets of state and local income taxes . . . . .	<b>1</b>	
<b>2a</b>	Alimony received . . . . .	<b>2a</b>	
<b>b</b>	Date of original divorce or separation agreement (see instructions): _____		
<b>3</b>	Business income or (loss). Attach Schedule C . . . . .	<b>3</b>	40,930.
<b>4</b>	Other gains or (losses). Attach Form 4797 . . . . .	<b>4</b>	
<b>5</b>	Rental real estate, royalties, partnerships, S corporations, trusts, etc. Attach Schedule E . . . . .	<b>5</b>	
<b>6</b>	Farm income or (loss). Attach Schedule F . . . . .	<b>6</b>	
<b>7</b>	Unemployment compensation . . . . .	<b>7</b>	
<b>8</b>	Other income:		
<b>a</b>	Net operating loss . . . . .	<b>8a</b>	( )
<b>b</b>	Gambling . . . . .	<b>8b</b>	
<b>c</b>	Cancellation of debt . . . . .	<b>8c</b>	
<b>d</b>	Foreign earned income exclusion from Form 2555 . . . . .	<b>8d</b>	( )
<b>e</b>	Income from Form 8853 . . . . .	<b>8e</b>	
<b>f</b>	Income from Form 8889 . . . . .	<b>8f</b>	
<b>g</b>	Alaska Permanent Fund dividends . . . . .	<b>8g</b>	
<b>h</b>	Jury duty pay . . . . .	<b>8h</b>	
<b>i</b>	Prizes and awards . . . . .	<b>8i</b>	
<b>j</b>	Activity not engaged in for profit income . . . . .	<b>8j</b>	
<b>k</b>	Stock options . . . . .	<b>8k</b>	
<b>l</b>	Income from the rental of personal property if you engaged in the rental for profit but were not in the business of renting such property . . . . .	<b>8l</b>	
<b>m</b>	Olympic and Paralympic medals and USOC prize money (see instructions) . . . . .	<b>8m</b>	
<b>n</b>	Section 951(a) inclusion (see instructions) . . . . .	<b>8n</b>	
<b>o</b>	Section 951A(a) inclusion (see instructions) . . . . .	<b>8o</b>	
<b>p</b>	Section 461(l) excess business loss adjustment . . . . .	<b>8p</b>	
<b>q</b>	Taxable distributions from an ABL account (see instructions) . . . . .	<b>8q</b>	
<b>r</b>	Scholarship and fellowship grants not reported on Form W-2 . . . . .	<b>8r</b>	
<b>s</b>	Nontaxable amount of Medicaid waiver payments included on Form 1040, line 1a or 1d . . . . .	<b>8s</b>	( )
<b>t</b>	Pension or annuity from a nonqualified deferred compensation plan or a nongovernmental section 457 plan . . . . .	<b>8t</b>	
<b>u</b>	Wages earned while incarcerated . . . . .	<b>8u</b>	
<b>z</b>	Other income. List type and amount: _____ See Stmt 120.	<b>8z</b>	120.
<b>9</b>	Total other income. Add lines 8a through 8z . . . . .	<b>9</b>	120.
<b>10</b>	Combine lines 1 through 7 and 9. Enter here and on Form 1040, 1040-SR, or 1040-NR, line 8	<b>10</b>	41,050.

For Paperwork Reduction Act Notice, see your tax return instructions.

Schedule 1 (Form 1040) 2022

**Part II Adjustments to Income**

<b>11</b>	Educator expenses . . . . .	<b>11</b>	
<b>12</b>	Certain business expenses of reservists, performing artists, and fee-basis government officials. Attach Form 2106 . . . . .	<b>12</b>	
<b>13</b>	Health savings account deduction. Attach Form 8889 . . . . .	<b>13</b>	
<b>14</b>	Moving expenses for members of the Armed Forces. Attach Form 3903 . . . . .	<b>14</b>	
<b>15</b>	Deductible part of self-employment tax. Attach Schedule SE . . . . .	<b>15</b>	548.
<b>16</b>	Self-employed SEP, SIMPLE, and qualified plans . . . . .	<b>16</b>	
<b>17</b>	Self-employed health insurance deduction . . . . .	<b>17</b>	
<b>18</b>	Penalty on early withdrawal of savings . . . . .	<b>18</b>	
<b>19a</b>	Alimony paid . . . . .	<b>19a</b>	
<b>b</b>	Recipient's SSN . . . . .		
<b>c</b>	Date of original divorce or separation agreement (see instructions): _____		
<b>20</b>	IRA deduction . . . . .	<b>20</b>	
<b>21</b>	Student loan interest deduction . . . . .	<b>21</b>	
<b>22</b>	Reserved for future use . . . . .	<b>22</b>	
<b>23</b>	Archer MSA deduction . . . . .	<b>23</b>	
<b>24</b>	Other adjustments:		
<b>a</b>	Jury duty pay (see instructions) . . . . .	<b>24a</b>	
<b>b</b>	Deductible expenses related to income reported on line 8l from the rental of personal property engaged in for profit . . . . .	<b>24b</b>	
<b>c</b>	Nontaxable amount of the value of Olympic and Paralympic medals and USOC prize money reported on line 8m . . . . .	<b>24c</b>	
<b>d</b>	Reforestation amortization and expenses . . . . .	<b>24d</b>	
<b>e</b>	Repayment of supplemental unemployment benefits under the Trade Act of 1974 . . . . .	<b>24e</b>	
<b>f</b>	Contributions to section 501(c)(18)(D) pension plans . . . . .	<b>24f</b>	
<b>g</b>	Contributions by certain chaplains to section 403(b) plans . . . . .	<b>24g</b>	
<b>h</b>	Attorney fees and court costs for actions involving certain unlawful discrimination claims (see instructions) . . . . .	<b>24h</b>	
<b>i</b>	Attorney fees and court costs you paid in connection with an award from the IRS for information you provided that helped the IRS detect tax law violations . . . . .	<b>24i</b>	
<b>j</b>	Housing deduction from Form 2555 . . . . .	<b>24j</b>	
<b>k</b>	Excess deductions of section 67(e) expenses from Schedule K-1 (Form 1041) . . . . .	<b>24k</b>	
<b>z</b>	Other adjustments. List type and amount: _____	<b>24z</b>	
<b>25</b>	Total other adjustments. Add lines 24a through 24z . . . . .	<b>25</b>	
<b>26</b>	Add lines 11 through 23 and 25. These are your <b>adjustments to income</b> . Enter here and on Form 1040 or 1040-SR, line 10, or Form 1040-NR, line 10a . . . . .	<b>26</b>	548.



**SCHEDULE 2  
(Form 1040)**

Department of the Treasury  
Internal Revenue Service

**Additional Taxes**

Attach to Form 1040, 1040-SR, or 1040-NR.  
Go to [www.irs.gov/Form1040](http://www.irs.gov/Form1040) for instructions and the latest information.

OMB No. 1545-0074

**2022**  
Attachment  
Sequence No. **02**

Name(s) shown on Form 1040, 1040-SR, or 1040-NR  
KIRAN NAGA BABU & ANITHA PEDDIREDDY

Your social security number  
043-15-9152

**Part I Tax**

<b>1</b>	Alternative minimum tax. Attach Form 6251 . . . . .	<b>1</b>	
<b>2</b>	Excess advance premium tax credit repayment. Attach Form 8962 . . . . .	<b>2</b>	
<b>3</b>	Add lines 1 and 2. Enter here and on Form 1040, 1040-SR, or 1040-NR, line 17 . . . . .	<b>3</b>	

**Part II Other Taxes**

<b>4</b>	Self-employment tax. Attach Schedule SE . . . . .	<b>4</b>	1,096.
<b>5</b>	Social security and Medicare tax on unreported tip income. Attach Form 4137 . . . . .	<b>5</b>	
<b>6</b>	Uncollected social security and Medicare tax on wages. Attach Form 8919 . . . . .	<b>6</b>	
<b>7</b>	Total additional social security and Medicare tax. Add lines 5 and 6 . . . . .	<b>7</b>	
<b>8</b>	Additional tax on IRAs or other tax-favored accounts. Attach Form 5329 if required. If not required, check here <input type="checkbox"/> . . . . .	<b>8</b>	
<b>9</b>	Household employment taxes. Attach Schedule H . . . . .	<b>9</b>	
<b>10</b>	Repayment of first-time homebuyer credit. Attach Form 5405 if required . . . . .	<b>10</b>	
<b>11</b>	Additional Medicare Tax. Attach Form 8959 . . . . .	<b>11</b>	376.
<b>12</b>	Net investment income tax. Attach Form 8960 . . . . .	<b>12</b>	
<b>13</b>	Uncollected social security and Medicare or RRTA tax on tips or group-term life insurance from Form W-2, box 12 . . . . .	<b>13</b>	
<b>14</b>	Interest on tax due on installment income from the sale of certain residential lots and timeshares . . . . .	<b>14</b>	
<b>15</b>	Interest on the deferred tax on gain from certain installment sales with a sales price over \$150,000 . . . . .	<b>15</b>	
<b>16</b>	Recapture of low-income housing credit. Attach Form 8611 . . . . .	<b>16</b>	

(continued on page 2)

**Part II Other Taxes** *(continued)*

<b>17</b>	Other additional taxes:		
<b>a</b>	Recapture of other credits. List type, form number, and amount: _____	<b>17a</b>	
<b>b</b>	Recapture of federal mortgage subsidy, if you sold your home see instructions . . . . .	<b>17b</b>	
<b>c</b>	Additional tax on HSA distributions. Attach Form 8889 . . . . .	<b>17c</b>	
<b>d</b>	Additional tax on an HSA because you didn't remain an eligible individual. Attach Form 8889 . . . . .	<b>17d</b>	
<b>e</b>	Additional tax on Archer MSA distributions. Attach Form 8853 . . . . .	<b>17e</b>	
<b>f</b>	Additional tax on Medicare Advantage MSA distributions. Attach Form 8853 . . . . .	<b>17f</b>	
<b>g</b>	Recapture of a charitable contribution deduction related to a fractional interest in tangible personal property . . . . .	<b>17g</b>	
<b>h</b>	Income you received from a nonqualified deferred compensation plan that fails to meet the requirements of section 409A . . . . .	<b>17h</b>	
<b>i</b>	Compensation you received from a nonqualified deferred compensation plan described in section 457A . . . . .	<b>17i</b>	
<b>j</b>	Section 72(m)(5) excess benefits tax . . . . .	<b>17j</b>	
<b>k</b>	Golden parachute payments . . . . .	<b>17k</b>	
<b>l</b>	Tax on accumulation distribution of trusts . . . . .	<b>17l</b>	
<b>m</b>	Excise tax on insider stock compensation from an expatriated corporation . . . . .	<b>17m</b>	
<b>n</b>	Look-back interest under section 167(g) or 460(b) from Form 8697 or 8866 . . . . .	<b>17n</b>	
<b>o</b>	Tax on non-effectively connected income for any part of the year you were a nonresident alien from Form 1040-NR . . . . .	<b>17o</b>	
<b>p</b>	Any interest from Form 8621, line 16f, relating to distributions from, and dispositions of, stock of a section 1291 fund . . . . .	<b>17p</b>	
<b>q</b>	Any interest from Form 8621, line 24 . . . . .	<b>17q</b>	
<b>z</b>	Any other taxes. List type and amount: _____	<b>17z</b>	
<b>18</b>	Total additional taxes. Add lines 17a through 17z . . . . .	<b>18</b>	
<b>19</b>	Reserved for future use . . . . .	<b>19</b>	
<b>20</b>	Section 965 net tax liability installment from Form 965-A . . . . .	<b>20</b>	
<b>21</b>	Add lines 4, 7 through 16, and 18. These are your <b>total other taxes</b> . Enter here and on Form 1040 or 1040-SR, line 23, or Form 1040-NR, line 23b . . . . .	<b>21</b>	1,472.

**SCHEDULE C  
(Form 1040)**

**Profit or Loss From Business  
(Sole Proprietorship)**

OMB No. 1545-0074

**2022**

Attachment  
Sequence No. **09**

Department of the Treasury  
Internal Revenue Service

Go to [www.irs.gov/ScheduleC](http://www.irs.gov/ScheduleC) for instructions and the latest information.  
Attach to Form 1040, 1040-SR, 1040-NR, or 1041; partnerships must generally file Form 1065.

Name of proprietor <b>KIRAN NAGA BABU PEDDIREDDY</b>		Social security number (SSN) <b>043-15-9152</b>
<b>A</b> Principal business or profession, including product or service (see instructions) <b>GA Infosoft LLC</b>	<b>B</b> Enter code from instructions <b>5 1 9 2 0 0</b>	
<b>C</b> Business name. If no separate business name, leave blank. <b>GA Infosoft LLC</b>	<b>D</b> Employer ID number (EIN) (see instr.)	
<b>E</b> Business address (including suite or room no.) City, town or post office, state, and ZIP code		
<b>F</b> Accounting method: (1) <input checked="" type="checkbox"/> Cash (2) <input type="checkbox"/> Accrual (3) <input type="checkbox"/> Other (specify)		
<b>G</b> Did you "materially participate" in the operation of this business during 2022? If "No," see instructions for limit on losses		<input checked="" type="checkbox"/> Yes <input type="checkbox"/> No
<b>H</b> If you started or acquired this business during 2022, check here		<input type="checkbox"/>
<b>I</b> Did you make any payments in 2022 that would require you to file Form(s) 1099? See instructions		<input type="checkbox"/> Yes <input checked="" type="checkbox"/> No
<b>J</b> If "Yes," did you or will you file required Form(s) 1099?		<input type="checkbox"/> Yes <input type="checkbox"/> No

**Part I Income**

<b>1</b> Gross receipts or sales. See instructions for line 1 and check the box if this income was reported to you on Form W-2 and the "Statutory employee" box on that form was checked <input type="checkbox"/>	<b>1</b>	80,730.
<b>2</b> Returns and allowances	<b>2</b>	
<b>3</b> Subtract line 2 from line 1	<b>3</b>	80,730.
<b>4</b> Cost of goods sold (from line 42)	<b>4</b>	
<b>5</b> <b>Gross profit.</b> Subtract line 4 from line 3	<b>5</b>	80,730.
<b>6</b> Other income, including federal and state gasoline or fuel tax credit or refund (see instructions)	<b>6</b>	
<b>7</b> <b>Gross income.</b> Add lines 5 and 6	<b>7</b>	80,730.

**Part II Expenses.** Enter expenses for business use of your home **only** on line 30.

<b>8</b> Advertising	<b>8</b>		<b>18</b> Office expense (see instructions)	<b>18</b>	2,000.
<b>9</b> Car and truck expenses (see instructions)	<b>9</b>		<b>19</b> Pension and profit-sharing plans	<b>19</b>	
<b>10</b> Commissions and fees	<b>10</b>		<b>20</b> Rent or lease (see instructions):		
<b>11</b> Contract labor (see instructions)	<b>11</b>		<b>a</b> Vehicles, machinery, and equipment	<b>20a</b>	
<b>12</b> Depletion	<b>12</b>		<b>b</b> Other business property	<b>20b</b>	
<b>13</b> Depreciation and section 179 expense deduction (not included in Part III) (see instructions)	<b>13</b>		<b>21</b> Repairs and maintenance	<b>21</b>	
<b>14</b> Employee benefit programs (other than on line 19)	<b>14</b>		<b>22</b> Supplies (not included in Part III)	<b>22</b>	
<b>15</b> Insurance (other than health)	<b>15</b>		<b>23</b> Taxes and licenses	<b>23</b>	
<b>16</b> Interest (see instructions):			<b>24</b> Travel and meals:		
<b>a</b> Mortgage (paid to banks, etc.)	<b>16a</b>		<b>a</b> Travel	<b>24a</b>	2,500.
<b>b</b> Other	<b>16b</b>		<b>b</b> Deductible meals (see instructions)	<b>24b</b>	
<b>17</b> Legal and professional services	<b>17</b>	150.	<b>25</b> Utilities	<b>25</b>	2,400.
<b>28</b> <b>Total expenses</b> before expenses for business use of home. Add lines 8 through 27a	<b>28</b>		<b>26</b> Wages (less employment credits)	<b>26</b>	
<b>29</b> Tentative profit or (loss). Subtract line 28 from line 7	<b>29</b>		<b>27a</b> Other expenses (from line 48)	<b>27a</b>	32,750.
<b>30</b> Expenses for business use of your home. Do not report these expenses elsewhere. Attach Form 8829 unless using the simplified method. See instructions. <b>Simplified method filers only:</b> Enter the total square footage of (a) your home: _____ and (b) the part of your home used for business: _____. Use the Simplified Method Worksheet in the instructions to figure the amount to enter on line 30	<b>30</b>		<b>27b</b> <b>Reserved for future use</b>	<b>27b</b>	
<b>31</b> <b>Net profit or (loss).</b> Subtract line 30 from line 29.	<b>31</b>				40,930.
<ul style="list-style-type: none"> <li>• If a profit, enter on both <b>Schedule 1 (Form 1040), line 3</b>, and on <b>Schedule SE, line 2</b>. (If you checked the box on line 1, see instructions.) Estates and trusts, enter on <b>Form 1041, line 3</b>.</li> <li>• If a loss, you <b>must</b> go to line 32.</li> </ul>					
<b>32</b> If you have a loss, check the box that describes your investment in this activity. See instructions.					
<ul style="list-style-type: none"> <li>• If you checked 32a, enter the loss on both <b>Schedule 1 (Form 1040), line 3</b>, and on <b>Schedule SE, line 2</b>. (If you checked the box on line 1, see the line 31 instructions.) Estates and trusts, enter on <b>Form 1041, line 3</b>.</li> <li>• If you checked 32b, you <b>must</b> attach <b>Form 6198</b>. Your loss may be limited.</li> </ul>					
			<b>32a</b>	<input type="checkbox"/>	All investment is at risk.
			<b>32b</b>	<input type="checkbox"/>	Some investment is not at risk.

**Part III Cost of Goods Sold** (see instructions)

**33** Method(s) used to value closing inventory:    **a**  Cost    **b**  Lower of cost or market    **c**  Other (attach explanation)

**34** Was there any change in determining quantities, costs, or valuations between opening and closing inventory?     Yes     No  
If "Yes," attach explanation . . . . .

<b>35</b> Inventory at beginning of year. If different from last year's closing inventory, attach explanation . . . . .	<b>35</b>	
<b>36</b> Purchases less cost of items withdrawn for personal use . . . . .	<b>36</b>	
<b>37</b> Cost of labor. Do not include any amounts paid to yourself . . . . .	<b>37</b>	
<b>38</b> Materials and supplies . . . . .	<b>38</b>	
<b>39</b> Other costs . . . . .	<b>39</b>	
<b>40</b> Add lines 35 through 39 . . . . .	<b>40</b>	
<b>41</b> Inventory at end of year . . . . .	<b>41</b>	
<b>42</b> <b>Cost of goods sold.</b> Subtract line 41 from line 40. Enter the result here and on line 4 . . . . .	<b>42</b>	

**Part IV Information on Your Vehicle.** Complete this part **only** if you are claiming car or truck expenses on line 9 and are not required to file Form 4562 for this business. See the instructions for line 13 to find out if you must file Form 4562.

**43** When did you place your vehicle in service for business purposes? (month/day/year) \_\_\_\_\_

**44** Of the total number of miles you drove your vehicle during 2022, enter the number of miles you used your vehicle for:

**a** Business \_\_\_\_\_    **b** Commuting (see instructions) \_\_\_\_\_    **c** Other \_\_\_\_\_

**45** Was your vehicle available for personal use during off-duty hours? . . . . .  Yes     No

**46** Do you (or your spouse) have another vehicle available for personal use?. . . . .  Yes     No

**47a** Do you have evidence to support your deduction? . . . . .  Yes     No

**b** If "Yes," is the evidence written? . . . . .  Yes     No

**Part V Other Expenses.** List below business expenses not included on lines 8–26 or line 30.

Gift cards	600.
office	5,000.
Office cleaning and work	1,100.
Training Knowledge Salesforce	2,000.
FOOD	1,500.
2021 Company Tax filling	150.
Donations	500.
Water	1,000.
See Line 48 Other Expenses	20,900.
<b>48 Total other expenses.</b> Enter here and on line 27a . . . . .	<b>48</b> 32,750.

**SCHEDULE D  
(Form 1040)**

**Capital Gains and Losses**

OMB No. 1545-0074

**2022**

Department of the Treasury  
Internal Revenue Service

Attach to Form 1040, 1040-SR, or 1040-NR.  
Go to [www.irs.gov/ScheduleD](http://www.irs.gov/ScheduleD) for instructions and the latest information.  
Use Form 8949 to list your transactions for lines 1b, 2, 3, 8b, 9, and 10.

Attachment  
Sequence No. **12**

Name(s) shown on return

KIRAN NAGA BABU & ANITHA PEDDIREDDY

Your social security number

043-15-9152

Did you dispose of any investment(s) in a qualified opportunity fund during the tax year?  Yes  No

If "Yes," attach Form 8949 and see its instructions for additional requirements for reporting your gain or loss.

**Part I Short-Term Capital Gains and Losses—Generally Assets Held One Year or Less** (see instructions)

See instructions for how to figure the amounts to enter on the lines below.

This form may be easier to complete if you round off cents to whole dollars.

	(d) Proceeds (sales price)	(e) Cost (or other basis)	(g) Adjustments to gain or loss from Form(s) 8949, Part I, line 2, column (g)	(h) Gain or (loss) Subtract column (e) from column (d) and combine the result with column (g)
<b>1a</b> Totals for all short-term transactions reported on Form 1099-B for which basis was reported to the IRS and for which you have no adjustments (see instructions). However, if you choose to report all these transactions on Form 8949, leave this line blank and go to line 1b . . . . .				
<b>1b</b> Totals for all transactions reported on Form(s) 8949 with <b>Box A</b> checked . . . . .	1,006,418.	1,140,884.	45,115.	-89,351.
<b>2</b> Totals for all transactions reported on Form(s) 8949 with <b>Box B</b> checked . . . . .				
<b>3</b> Totals for all transactions reported on Form(s) 8949 with <b>Box C</b> checked . . . . .				
<b>4</b> Short-term gain from Form 6252 and short-term gain or (loss) from Forms 4684, 6781, and 8824 . . . . .				<b>4</b>
<b>5</b> Net short-term gain or (loss) from partnerships, S corporations, estates, and trusts from Schedule(s) K-1 . . . . .				<b>5</b>
<b>6</b> Short-term capital loss carryover. Enter the amount, if any, from line 8 of your <b>Capital Loss Carryover Worksheet</b> in the instructions . . . . .				<b>6</b> ( 12,275. )
<b>7 Net short-term capital gain or (loss).</b> Combine lines 1a through 6 in column (h). If you have any long-term capital gains or losses, go to Part II below. Otherwise, go to Part III on the back . . . . .				<b>7</b> -101,626.

**Part II Long-Term Capital Gains and Losses—Generally Assets Held More Than One Year** (see instructions)

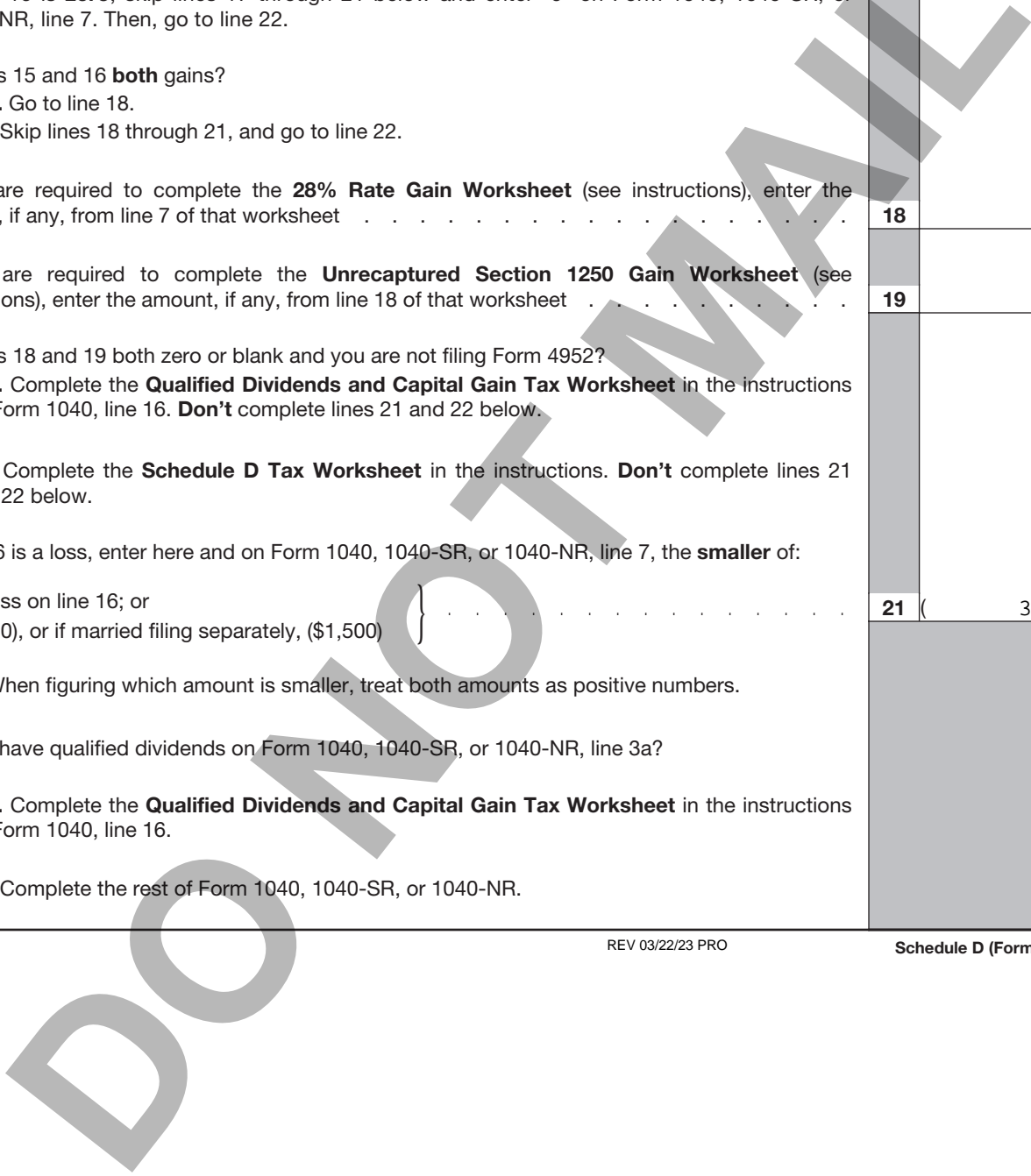
See instructions for how to figure the amounts to enter on the lines below.

This form may be easier to complete if you round off cents to whole dollars.

	(d) Proceeds (sales price)	(e) Cost (or other basis)	(g) Adjustments to gain or loss from Form(s) 8949, Part II, line 2, column (g)	(h) Gain or (loss) Subtract column (e) from column (d) and combine the result with column (g)
<b>8a</b> Totals for all long-term transactions reported on Form 1099-B for which basis was reported to the IRS and for which you have no adjustments (see instructions). However, if you choose to report all these transactions on Form 8949, leave this line blank and go to line 8b . . . . .				
<b>8b</b> Totals for all transactions reported on Form(s) 8949 with <b>Box D</b> checked . . . . .	23,205.	21,393.		1,812.
<b>9</b> Totals for all transactions reported on Form(s) 8949 with <b>Box E</b> checked . . . . .				
<b>10</b> Totals for all transactions reported on Form(s) 8949 with <b>Box F</b> checked . . . . .				
<b>11</b> Gain from Form 4797, Part I; long-term gain from Forms 2439 and 6252; and long-term gain or (loss) from Forms 4684, 6781, and 8824 . . . . .				<b>11</b>
<b>12</b> Net long-term gain or (loss) from partnerships, S corporations, estates, and trusts from Schedule(s) K-1 . . . . .				<b>12</b>
<b>13</b> Capital gain distributions. See the instructions . . . . .				<b>13</b>
<b>14</b> Long-term capital loss carryover. Enter the amount, if any, from line 13 of your <b>Capital Loss Carryover Worksheet</b> in the instructions . . . . .				<b>14</b> ( )
<b>15 Net long-term capital gain or (loss).</b> Combine lines 8a through 14 in column (h). Then, go to Part III on the back . . . . .				<b>15</b> 1,812.

**Part III Summary**

<b>16</b>	Combine lines 7 and 15 and enter the result . . . . .	<b>16</b>	-99,814.
	<ul style="list-style-type: none"> <li>• If line 16 is a <b>gain</b>, enter the amount from line 16 on Form 1040, 1040-SR, or 1040-NR, line 7. Then, go to line 17 below.</li> <li>• If line 16 is a <b>loss</b>, skip lines 17 through 20 below. Then, go to line 21. Also be sure to complete line 22.</li> <li>• If line 16 is <b>zero</b>, skip lines 17 through 21 below and enter -0- on Form 1040, 1040-SR, or 1040-NR, line 7. Then, go to line 22.</li> </ul>		
<b>17</b>	Are lines 15 and 16 <b>both</b> gains? <input type="checkbox"/> <b>Yes.</b> Go to line 18. <input type="checkbox"/> <b>No.</b> Skip lines 18 through 21, and go to line 22.		
<b>18</b>	If you are required to complete the <b>28% Rate Gain Worksheet</b> (see instructions), enter the amount, if any, from line 7 of that worksheet . . . . .	<b>18</b>	
<b>19</b>	If you are required to complete the <b>Unrecaptured Section 1250 Gain Worksheet</b> (see instructions), enter the amount, if any, from line 18 of that worksheet . . . . .	<b>19</b>	
<b>20</b>	Are lines 18 and 19 both zero or blank and you are not filing Form 4952? <input type="checkbox"/> <b>Yes.</b> Complete the <b>Qualified Dividends and Capital Gain Tax Worksheet</b> in the instructions for Form 1040, line 16. <b>Don't</b> complete lines 21 and 22 below.  <input type="checkbox"/> <b>No.</b> Complete the <b>Schedule D Tax Worksheet</b> in the instructions. <b>Don't</b> complete lines 21 and 22 below.		
<b>21</b>	If line 16 is a loss, enter here and on Form 1040, 1040-SR, or 1040-NR, line 7, the <b>smaller</b> of:  <ul style="list-style-type: none"> <li>• The loss on line 16; or</li> <li>• (\$3,000), or if married filing separately, (\$1,500) }</li> </ul>	<b>21</b>	( 3,000. )
	<b>Note:</b> When figuring which amount is smaller, treat both amounts as positive numbers.		
<b>22</b>	Do you have qualified dividends on Form 1040, 1040-SR, or 1040-NR, line 3a?  <input checked="" type="checkbox"/> <b>Yes.</b> Complete the <b>Qualified Dividends and Capital Gain Tax Worksheet</b> in the instructions for Form 1040, line 16.  <input type="checkbox"/> <b>No.</b> Complete the rest of Form 1040, 1040-SR, or 1040-NR.		









**SCHEDULE SE  
(Form 1040)**

**Self-Employment Tax**

OMB No. 1545-0074

Department of the Treasury  
Internal Revenue Service

Go to [www.irs.gov/ScheduleSE](http://www.irs.gov/ScheduleSE) for instructions and the latest information.

**2022**  
Attachment  
Sequence No. **17**

Attach to Form 1040, 1040-SR, or 1040-NR.

Name of person with self-employment income (as shown on Form 1040, 1040-SR, or 1040-NR) <b>KIRAN NAGA BABU PEDDIREDDY</b>	Social security number of person with self-employment income <b>043-15-9152</b>
--	--

**Part I Self-Employment Tax**

**Note:** If your only income subject to self-employment tax is **church employee income**, see instructions for how to report your income and the definition of church employee income.

**A** If you are a minister, member of a religious order, or Christian Science practitioner **and** you filed Form 4361, but you had \$400 or more of **other** net earnings from self-employment, check here and continue with Part I

Skip lines 1a and 1b if you use the farm optional method in Part II. See instructions.

<b>1a</b> Net farm profit or (loss) from Schedule F, line 34, and farm partnerships, Schedule K-1 (Form 1065), box 14, code A	<b>1a</b>	
<b>b</b> If you received social security retirement or disability benefits, enter the amount of Conservation Reserve Program payments included on Schedule F, line 4b, or listed on Schedule K-1 (Form 1065), box 20, code AH	<b>1b</b>	( )
Skip line 2 if you use the nonfarm optional method in Part II. See instructions.		
<b>2</b> Net profit or (loss) from Schedule C, line 31; and Schedule K-1 (Form 1065), box 14, code A (other than farming). See instructions for other income to report or if you are a minister or member of a religious order	<b>2</b>	40,930.
<b>3</b> Combine lines 1a, 1b, and 2	<b>3</b>	40,930.
<b>4a</b> If line 3 is more than zero, multiply line 3 by 92.35% (0.9235). Otherwise, enter amount from line 3 <b>Note:</b> If line 4a is less than \$400 due to Conservation Reserve Program payments on line 1b, see instructions.	<b>4a</b>	37,799.
<b>b</b> If you elect one or both of the optional methods, enter the total of lines 15 and 17 here	<b>4b</b>	
<b>c</b> Combine lines 4a and 4b. If less than \$400, <b>stop</b> ; you don't owe self-employment tax. <b>Exception:</b> If less than \$400 and you had <b>church employee income</b> , enter -0- and continue	<b>4c</b>	37,799.
<b>5a</b> Enter your <b>church employee income</b> from Form W-2. See instructions for definition of church employee income	<b>5a</b>	
<b>b</b> Multiply line 5a by 92.35% (0.9235). If less than \$100, enter -0-	<b>5b</b>	0.
<b>6</b> Add lines 4c and 5b	<b>6</b>	37,799.
<b>7</b> Maximum amount of combined wages and self-employment earnings subject to social security tax or the 6.2% portion of the 7.65% railroad retirement (tier 1) tax for 2022	<b>7</b>	147,000
<b>8a</b> Total social security wages and tips (total of boxes 3 and 7 on Form(s) W-2) and railroad retirement (tier 1) compensation. If \$147,000 or more, skip lines 8b through 10, and go to line 11	<b>8a</b>	147,000.
<b>b</b> Unreported tips subject to social security tax from Form 4137, line 10	<b>8b</b>	
<b>c</b> Wages subject to social security tax from Form 8919, line 10	<b>8c</b>	
<b>d</b> Add lines 8a, 8b, and 8c	<b>8d</b>	
<b>9</b> Subtract line 8d from line 7. If zero or less, enter -0- here and on line 10 and go to line 11	<b>9</b>	
<b>10</b> Multiply the <b>smaller</b> of line 6 or line 9 by 12.4% (0.124)	<b>10</b>	
<b>11</b> Multiply line 6 by 2.9% (0.029)	<b>11</b>	1,096.
<b>12</b> <b>Self-employment tax.</b> Add lines 10 and 11. Enter here and on <b>Schedule 2 (Form 1040), line 4</b>	<b>12</b>	1,096.
<b>13</b> <b>Deduction for one-half of self-employment tax.</b> Multiply line 12 by 50% (0.50). Enter here and on <b>Schedule 1 (Form 1040), line 15</b>	<b>13</b>	548.

**Part II Optional Methods To Figure Net Earnings** (see instructions)

**Farm Optional Method.** You may use this method **only** if **(a)** your gross farm income<sup>1</sup> wasn't more than \$9,060, **or (b)** your net farm profits<sup>2</sup> were less than \$6,540.

<b>14</b> Maximum income for optional methods	<b>14</b>	6,040
<b>15</b> Enter the <b>smaller</b> of: two-thirds (2/3) of gross farm income <sup>1</sup> (not less than zero) <b>or</b> \$6,040. Also, include this amount on line 4b above	<b>15</b>	

**Nonfarm Optional Method.** You may use this method **only** if **(a)** your net nonfarm profits<sup>3</sup> were less than \$6,540 and also less than 72.189% of your gross nonfarm income,<sup>4</sup> **and (b)** you had net earnings from self-employment of at least \$400 in 2 of the prior 3 years. **Caution:** You may use this method no more than five times.

<b>16</b> Subtract line 15 from line 14	<b>16</b>	
<b>17</b> Enter the <b>smaller</b> of: two-thirds (2/3) of gross nonfarm income <sup>4</sup> (not less than zero) <b>or</b> the amount on line 16. Also, include this amount on line 4b above	<b>17</b>	

<sup>1</sup> From Sch. F, line 9; and Sch. K-1 (Form 1065), box 14, code B.

<sup>2</sup> From Sch. F, line 34; and Sch. K-1 (Form 1065), box 14, code A—minus the amount you would have entered on line 1b had you not used the optional method.

<sup>3</sup> From Sch. C, line 31; and Sch. K-1 (Form 1065), box 14, code A.

<sup>4</sup> From Sch. C, line 7; and Sch. K-1 (Form 1065), box 14, code C.

**SCHEDULE 8812  
(Form 1040)**

**Credits for Qualifying Children  
and Other Dependents**

OMB No. 1545-0074

**2022**

Attachment  
Sequence No. **47**

Department of the Treasury  
Internal Revenue Service

Attach to Form 1040, 1040-SR, or 1040-NR.

Go to [www.irs.gov/Schedule8812](http://www.irs.gov/Schedule8812) for instructions and the latest information.

Name(s) shown on return

Your social security number

KIRAN NAGA BABU & ANITHA PEDDIREDDY

043-15-9152

**Part I Child Tax Credit and Credit for Other Dependents**

<b>1</b>	Enter the amount from line 11 of your Form 1040, 1040-SR, or 1040-NR		<b>1</b>	254,447.
<b>2a</b>	Enter income from Puerto Rico that you excluded	<b>2a</b>		
<b>b</b>	Enter the amounts from lines 45 and 50 of your Form 2555	<b>2b</b>	0.	
<b>c</b>	Enter the amount from line 15 of your Form 4563	<b>2c</b>		
<b>d</b>	Add lines 2a through 2c	<b>2d</b>	0.	
<b>3</b>	Add lines 1 and 2d	<b>3</b>	254,447.	
<b>4</b>	Number of qualifying children under age 17 with the required social security number	<b>4</b>	2	
<b>5</b>	Multiply line 4 by \$2,000	<b>5</b>		4,000.
<b>6</b>	Number of other dependents, including any qualifying children who are not under age 17 or who do not have the required social security number	<b>6</b>	0	
<b>Caution:</b> Do not include yourself, your spouse, or anyone who is not a U.S. citizen, U.S. national, or U.S. resident alien. Also, do not include anyone you included on line 4.				
<b>7</b>	Multiply line 6 by \$500	<b>7</b>		
<b>8</b>	Add lines 5 and 7	<b>8</b>		4,000.
<b>9</b>	Enter the amount shown below for your filing status. • Married filing jointly—\$400,000 } • All other filing statuses—\$200,000 }	<b>9</b>		400,000.
<b>10</b>	Subtract line 9 from line 3. • If zero or less, enter -0-. • If more than zero and not a multiple of \$1,000, enter the next multiple of \$1,000. For example, if the result is \$425, enter \$1,000; if the result is \$1,025, enter \$2,000, etc. }	<b>10</b>		0.
<b>11</b>	Multiply line 10 by 5% (0.05)	<b>11</b>		0.
<b>12</b>	Is the amount on line 8 more than the amount on line 11? <input type="checkbox"/> <b>No. STOP.</b> You cannot take the child tax credit, credit for other dependents, or additional child tax credit. Skip Parts II-A and II-B. Enter -0- on lines 14 and 27. <input checked="" type="checkbox"/> <b>Yes.</b> Subtract line 11 from line 8. Enter the result.	<b>12</b>		4,000.
<b>13</b>	Enter the amount from the <b>Credit Limit Worksheet A</b>	<b>13</b>		42,507.
<b>14</b>	Enter the smaller of line 12 or 13. <b>This is your child tax credit and credit for other dependents.</b>	<b>14</b>		4,000.

Enter this amount on Form 1040, 1040-SR, or 1040-NR, line 19.

If the amount on line 12 is more than the amount on line 14, you may be able to take the **additional child tax credit** on Form 1040, 1040-SR, or 1040-NR, line 28. Complete your Form 1040, 1040-SR, or 1040-NR through line 27 (also complete Schedule 3, line 11) before completing Part II-A.

**Part II-A Additional Child Tax Credit for All Filers**

**Caution:** If you file Form 2555, you cannot claim the additional child tax credit.


<b>15</b>	Check this box if you <b>do not</b> want to claim the additional child tax credit. Skip Parts II-A and II-B. Enter -0- on line 27 . . . . .	<input type="checkbox"/>
<b>16a</b>	Subtract line 14 from line 12. If zero, <b>stop here</b> ; you cannot take the additional child tax credit. Skip Parts II-A and II-B. Enter -0- on line 27 . . . . .	<b>16a</b> 0.
<b>b</b>	Number of qualifying children under 17 with the required social security number: _____ x \$1,500. Enter the result. If zero, <b>stop here</b> ; you cannot claim the additional child tax credit. Skip Parts II-A and II-B. Enter -0- on line 27 . . . . .	<b>16b</b>
<b>TIP:</b> The number of children you use for this line is the same as the number of children you used for line 4.		
<b>17</b>	Enter the <b>smaller</b> of line 16a or line 16b . . . . .	<b>17</b>
<b>18a</b>	Earned income (see instructions) . . . . .	<b>18a</b>
<b>b</b>	Nontaxable combat pay (see instructions) . . . . .	<b>18b</b>
<b>19</b>	Is the amount on line 18a more than \$2,500? <input type="checkbox"/> <b>No.</b> Leave line 19 blank and enter -0- on line 20. <input type="checkbox"/> <b>Yes.</b> Subtract \$2,500 from the amount on line 18a. Enter the result . . . . .	<b>19</b>
<b>20</b>	Multiply the amount on line 19 by 15% (0.15) and enter the result . . . . . <b>Next.</b> On line 16b, is the amount \$4,500 or more? <input type="checkbox"/> <b>No.</b> If you are a bona fide resident of Puerto Rico, go to line 21. Otherwise, skip Part II-B and enter the <b>smaller</b> of line 17 or line 20 on line 27. <input type="checkbox"/> <b>Yes.</b> If line 20 is equal to or more than line 17, skip Part II-B and enter the amount from line 17 on line 27. Otherwise, go to line 21.	<b>20</b>

**Part II-B Certain Filers Who Have Three or More Qualifying Children and Bona Fide Residents of Puerto Rico**

<b>21</b>	Withheld social security, Medicare, and Additional Medicare taxes from Form(s) W-2, boxes 4 and 6. If married filing jointly, include your spouse's amounts with yours. If your employer withheld or you paid Additional Medicare Tax or tier 1 RRTA taxes, see instructions. . . . .	<b>21</b>
<b>22</b>	Enter the total of the amounts from Schedule 1 (Form 1040), line 15; Schedule 2 (Form 1040), line 5; Schedule 2 (Form 1040), line 6; and Schedule 2 (Form 1040), line 13 . . . . .	<b>22</b>
<b>23</b>	Add lines 21 and 22 . . . . .	<b>23</b>
<b>24</b>	<b>1040 and 1040-SR filers:</b> Enter the total of the amounts from Form 1040 or 1040-SR, line 27, and Schedule 3 (Form 1040), line 11. } <b>1040-NR filers:</b> Enter the amount from Schedule 3 (Form 1040), line 11. }	<b>24</b>
<b>25</b>	Subtract line 24 from line 23. If zero or less, enter -0- . . . . .	<b>25</b>
<b>26</b>	Enter the <b>larger</b> of line 20 or line 25 . . . . . <b>Next,</b> enter the <b>smaller</b> of line 17 or line 26 on line 27.	<b>26</b>

**Part II-C Additional Child Tax Credit**

<b>27</b>	This is your additional child tax credit. Enter this amount on Form 1040, 1040-SR, or 1040-NR, line 28 . . . . .	<b>27</b>
-----------	--	-----------



**Paid Preparer's Due Diligence Checklist**

Earned Income Credit (EIC), American Opportunity Tax Credit (AOTC),  
Child Tax Credit (CTC) (including the Additional Child Tax Credit (ACTC)) and  
Credit for Other Dependents (ODC), and Head of Household (HOH) Filing Status

To be completed by preparer and filed with Form 1040, 1040-SR, 1040-NR, 1040-PR, or 1040-SS.  
Go to [www.irs.gov/Form8867](http://www.irs.gov/Form8867) for instructions and the latest information.

OMB No. 1545-0074

For tax year  
20 \_\_\_\_\_

Attachment  
Sequence No. **70**

Taxpayer name(s) shown on return KIRAN NAGA BABU & ANITHA PEDDIREDDY	Taxpayer identification number 043-15-9152
Preparer's name SYAM PRIYA RAM SAGAR GUPTA TALLAM	Preparer tax identification number P02082703

**Part I Due Diligence Requirements**

Please check the appropriate box for the credit(s) and/or HOH filing status claimed on the return and complete the related Parts I-V for the benefit(s) claimed (check all that apply).  EIC  CTC/ACTC/ODC  AOTC  HOH

	Yes	No	N/A
1 Did you complete the return based on information for the applicable tax year provided by the taxpayer or reasonably obtained by you? (See instructions if relying on prior year earned income.)	<input checked="" type="checkbox"/>	<input type="checkbox"/>	
2 If credits are claimed on the return, did you complete the applicable EIC and/or CTC/ACTC/ODC worksheets found in the Form 1040, 1040-SR, 1040-NR, 1040-PR, 1040-SS, or Schedule 8812 (Form 1040) instructions, and/or the AOTC worksheet found in the Form 8863 instructions, or your own worksheet(s) that provides the same information, and all related forms and schedules for each credit claimed?	<input checked="" type="checkbox"/>	<input type="checkbox"/>	<input type="checkbox"/>
3 Did you satisfy the knowledge requirement? To meet the knowledge requirement, you must do both of the following. • Interview the taxpayer, ask questions, and contemporaneously document the taxpayer's responses to determine that the taxpayer is eligible to claim the credit(s) and/or HOH filing status. • Review information to determine that the taxpayer is eligible to claim the credit(s) and/or HOH filing status and to figure the amount(s) of any credit(s)	<input checked="" type="checkbox"/>	<input type="checkbox"/>	
4 Did any information provided by the taxpayer or a third party for use in preparing the return, or information reasonably known to you, appear to be incorrect, incomplete, or inconsistent? (If "Yes," answer questions 4a and 4b. If "No," go to question 5.)	<input type="checkbox"/>	<input checked="" type="checkbox"/>	
a Did you make reasonable inquiries to determine the correct, complete, and consistent information?	<input type="checkbox"/>	<input type="checkbox"/>	
b Did you contemporaneously document your inquiries? (Documentation should include the questions you asked, whom you asked, when you asked, the information that was provided, and the impact the information had on your preparation of the return.)	<input type="checkbox"/>	<input type="checkbox"/>	
5 Did you satisfy the record retention requirement? To meet the record retention requirement, you must keep a copy of your documentation referenced in question 4b, a copy of this Form 8867, a copy of any applicable worksheet(s), a record of how, when, and from whom the information used to prepare Form 8867 and any applicable worksheet(s) was obtained, and a copy of any document(s) provided by the taxpayer that you relied on to determine eligibility for the credit(s) and/or HOH filing status or to figure the amount(s) of the credit(s) List those documents provided by the taxpayer, if any, that you relied on: _____ _____ _____	<input checked="" type="checkbox"/>	<input type="checkbox"/>	
6 Did you ask the taxpayer whether he/she could provide documentation to substantiate eligibility for the credit(s) and/or HOH filing status and the amount(s) of any credit(s) claimed on the return if his/her return is selected for audit?	<input checked="" type="checkbox"/>	<input type="checkbox"/>	
7 Did you ask the taxpayer if any of these credits were disallowed or reduced in a previous year? <b>(If credits were disallowed or reduced, go to question 7a; if not, go to question 8.)</b>	<input checked="" type="checkbox"/>	<input type="checkbox"/>	<input type="checkbox"/>
a Did you complete the required recertification Form 8862?	<input type="checkbox"/>	<input type="checkbox"/>	<input type="checkbox"/>
8 If the taxpayer is reporting self-employment income, did you ask questions to prepare a complete and correct Schedule C (Form 1040)?	<input checked="" type="checkbox"/>	<input type="checkbox"/>	<input type="checkbox"/>

**Part II Due Diligence Questions for Returns Claiming EIC** (If the return does not claim EIC, go to Part III.)

	Yes	No	N/A
<b>9a</b> Have you determined that the taxpayer is eligible to claim the EIC for the number of qualifying children claimed, or is eligible to claim the EIC without a qualifying child? <b>(If the taxpayer is claiming the EIC and does not have a qualifying child, go to question 10.)</b> . . . . .	<input type="checkbox"/>	<input type="checkbox"/>	
<b>b</b> Did you ask the taxpayer if the child lived with the taxpayer for over half of the year, even if the taxpayer has supported the child the entire year? . . . . .	<input type="checkbox"/>	<input type="checkbox"/>	
<b>c</b> Did you explain to the taxpayer the rules about claiming the EIC when a child is the qualifying child of more than one person (tiebreaker rules)? . . . . .	<input type="checkbox"/>	<input type="checkbox"/>	<input type="checkbox"/>

**Part III Due Diligence Questions for Returns Claiming CTC/ACTC/ODC** (If the return does not claim CTC, ACTC, or ODC, go to Part IV.)

	Yes	No	N/A
<b>10</b> Have you determined that each qualifying person for the CTC/ACTC/ODC is the taxpayer's dependent who is a citizen, national, or resident of the United States? . . . . .	<input checked="" type="checkbox"/>	<input type="checkbox"/>	
<b>11</b> Did you explain to the taxpayer that he/she may not claim the CTC/ACTC if the child has not lived with the taxpayer for over half of the year, even if the taxpayer has supported the child, unless the child's custodial parent has released a claim to exemption for the child? . . . . .	<input checked="" type="checkbox"/>	<input type="checkbox"/>	<input type="checkbox"/>
<b>12</b> Did you explain to the taxpayer the rules about claiming the CTC/ACTC/ODC for a child of divorced or separated parents (or parents who live apart), including any requirement to attach a Form 8332 or similar statement to the return? . . . . .	<input checked="" type="checkbox"/>	<input type="checkbox"/>	<input type="checkbox"/>

**Part IV Due Diligence Questions for Returns Claiming AOTC** (If the return does not claim AOTC, go to Part V.)

	Yes	No
<b>13</b> Did the taxpayer provide substantiation for the credit, such as a Form 1098-T and/or receipts for the qualified tuition and related expenses for the claimed AOTC? . . . . .	<input type="checkbox"/>	<input type="checkbox"/>

**Part V Due Diligence Questions for Claiming HOH** (If the return does not claim HOH filing status, go to Part VI.)

	Yes	No
<b>14</b> Have you determined that the taxpayer was unmarried or considered unmarried on the last day of the tax year and provided more than half of the cost of keeping up a home for the year for a qualifying person? . . . . .	<input type="checkbox"/>	<input type="checkbox"/>

**Part VI Eligibility Certification**

**You will have complied with all due diligence requirements for claiming the applicable credit(s) and/or HOH filing status on the return of the taxpayer identified above if you:**

- A. Interview the taxpayer, ask adequate questions, contemporaneously document the taxpayer's responses on the return or in your notes, review adequate information to determine if the taxpayer is eligible to claim the credit(s) and/or HOH filing status and to figure the amount(s) of the credit(s);
- B. Complete this Form 8867 truthfully and accurately and complete the actions described in this checklist for any applicable credit(s) claimed and HOH filing status, if claimed;
- C. Submit Form 8867 in the manner required; **and**
- D. Keep all five of the following records for 3 years from the latest of the dates specified in the Form 8867 instructions under *Document Retention*.
  1. A copy of this Form 8867.
  2. The applicable worksheet(s) or your own worksheet(s) for any credit(s) claimed.
  3. Copies of any documents provided by the taxpayer on which you relied to determine the taxpayer's eligibility for the credit(s) and/or HOH filing status and to figure the amount(s) of the credit(s).
  4. A record of how, when, and from whom the information used to prepare this form and the applicable worksheet(s) was obtained.
  5. A record of any additional information you relied upon, including questions you asked and the taxpayer's responses, to determine the taxpayer's eligibility for the credit(s) and/or HOH filing status and to figure the amount(s) of the credit(s).

**If you have not complied with all due diligence requirements, you may have to pay a penalty for each failure to comply related to a claim of an applicable credit or HOH filing status (see instructions for more information).**

	Yes	No
<b>15</b> Do you certify that all of the answers on this Form 8867 are, to the best of your knowledge, true, correct, and complete? . . . . .	<input checked="" type="checkbox"/>	<input type="checkbox"/>

### Additional Medicare Tax

If any line does not apply to you, leave it blank. See separate instructions.  
 Attach to Form 1040, 1040-SR, 1040-NR, 1040-PR, or 1040-SS.  
 Go to [www.irs.gov/Form8959](http://www.irs.gov/Form8959) for instructions and the latest information.

Name(s) shown on return

KIRAN NAGA BABU & ANITHA PEDDIREDDY

Your social security number

043-15-9152

**Part I Additional Medicare Tax on Medicare Wages**

1 Medicare wages and tips from Form W-2, box 5. If you have more than one Form W-2, enter the total of the amounts from box 5 . . . . .	1	253,973.		
2 Unreported tips from Form 4137, line 6 . . . . .	2			
3 Wages from Form 8919, line 6 . . . . .	3			
4 Add lines 1 through 3 . . . . .	4	253,973.		
5 Enter the following amount for your filing status:				
Married filing jointly . . . . . \$250,000				
Married filing separately . . . . . \$125,000				
Single, Head of household, or Qualifying surviving spouse . . . . . \$200,000	5	250,000.		
6 Subtract line 5 from line 4. If zero or less, enter -0- . . . . .	6			3,973.
7 Additional Medicare Tax on Medicare wages. Multiply line 6 by 0.9% (0.009). Enter here and go to Part II . . . . .	7			36.

**Part II Additional Medicare Tax on Self-Employment Income**

8 Self-employment income from Schedule SE (Form 1040), Part I, line 6. If you had a loss, enter -0- (Form 1040-PR or 1040-SS filers, see instructions.) . . . . .	8	37,799.		
9 Enter the following amount for your filing status:				
Married filing jointly . . . . . \$250,000				
Married filing separately . . . . . \$125,000				
Single, Head of household, or Qualifying surviving spouse . . . . . \$200,000	9	250,000.		
10 Enter the amount from line 4 . . . . .	10	253,973.		
11 Subtract line 10 from line 9. If zero or less, enter -0- . . . . .	11	0.		
12 Subtract line 11 from line 8. If zero or less, enter -0- . . . . .	12			37,799.
13 Additional Medicare Tax on self-employment income. Multiply line 12 by 0.9% (0.009). Enter here and go to Part III . . . . .	13			340.

**Part III Additional Medicare Tax on Railroad Retirement Tax Act (RRTA) Compensation**

14 Railroad retirement (RRTA) compensation and tips from Form(s) W-2, box 14 (see instructions) . . . . .	14			
15 Enter the following amount for your filing status:				
Married filing jointly . . . . . \$250,000				
Married filing separately . . . . . \$125,000				
Single, Head of household, or Qualifying surviving spouse . . . . . \$200,000	15			
16 Subtract line 15 from line 14. If zero or less, enter -0- . . . . .	16			
17 Additional Medicare Tax on railroad retirement (RRTA) compensation. Multiply line 16 by 0.9% (0.009). Enter here and go to Part IV . . . . .	17			

**Part IV Total Additional Medicare Tax**

18 Add lines 7, 13, and 17. Also include this amount on Schedule 2 (Form 1040), line 11 (Form 1040-PR or 1040-SS filers, see instructions), and go to Part V . . . . .	18			376.
--	----	--	--	------

**Part V Withholding Reconciliation**

19 Medicare tax withheld from Form W-2, box 6. If you have more than one Form W-2, enter the total of the amounts from box 6 . . . . .	19	3,682.		
20 Enter the amount from line 1 . . . . .	20	253,973.		
21 Multiply line 20 by 1.45% (0.0145). This is your regular Medicare tax withholding on Medicare wages . . . . .	21	3,683.		
22 Subtract line 21 from line 19. If zero or less, enter -0-. This is your Additional Medicare Tax withholding on Medicare wages . . . . .	22			0.
23 Additional Medicare Tax withholding on railroad retirement (RRTA) compensation from Form W-2, box 14 (see instructions) . . . . .	23			
24 <b>Total Additional Medicare Tax withholding.</b> Add lines 22 and 23. Also include this amount with federal income tax withholding on Form 1040, 1040-SR, or 1040-NR, line 25c (Form 1040-PR or 1040-SS filers, see instructions) . . . . .	24			0.



**Net Investment Income Tax—  
 Individuals, Estates, and Trusts**

Attach to your tax return.  
 Go to [www.irs.gov/Form8960](http://www.irs.gov/Form8960) for instructions and the latest information.

Name(s) shown on your tax return: **KIRAN NAGA BABU & ANITHA PEDDIREDDY**  
 Your social security number or EIN: **043-15-9152**

**Part I Investment Income**  Section 6013(g) election (see instructions)  
 Section 6013(h) election (see instructions)  
 Regulations section 1.1411-10(g) election (see instructions)

<b>1</b>	Taxable interest (see instructions)		<b>1</b>	
<b>2</b>	Ordinary dividends (see instructions)		<b>2</b>	167.
<b>3</b>	Annuities (see instructions)		<b>3</b>	
<b>4a</b>	Rental real estate, royalties, partnerships, S corporations, trusts, etc. (see instructions)	<b>4a</b> 40,930.	<b>4c</b>	0.
<b>b</b>	Adjustment for net income or loss derived in the ordinary course of a non-section 1411 trade or business (see instructions)	<b>4b</b> -40,930.		
<b>c</b>	Combine lines 4a and 4b			
<b>5a</b>	Net gain or loss from disposition of property (see instructions)	<b>5a</b> -3,000.	<b>5d</b>	-3,000.
<b>b</b>	Net gain or loss from disposition of property that is not subject to net investment income tax (see instructions)	<b>5b</b>		
<b>c</b>	Adjustment from disposition of partnership interest or S corporation stock (see instructions)	<b>5c</b>		
<b>d</b>	Combine lines 5a through 5c			
<b>6</b>	Adjustments to investment income for certain CFCs and PFICs (see instructions)		<b>6</b>	
<b>7</b>	Other modifications to investment income (see instructions)		<b>7</b>	20.
<b>8</b>	Total investment income. Combine lines 1, 2, 3, 4c, 5d, 6, and 7		<b>8</b>	-2,813.

**Part II Investment Expenses Allocable to Investment Income and Modifications**

<b>9a</b>	Investment interest expenses (see instructions)	<b>9a</b>		<b>9d</b>	
<b>b</b>	State, local, and foreign income tax (see instructions)	<b>9b</b>			
<b>c</b>	Miscellaneous investment expenses (see instructions)	<b>9c</b>			
<b>d</b>	Add lines 9a, 9b, and 9c				
<b>10</b>	Additional modifications (see instructions)		<b>10</b>		
<b>11</b>	Total deductions and modifications. Add lines 9d and 10		<b>11</b>		

**Part III Tax Computation**

<b>12</b>	Net investment income. Subtract Part II, line 11, from Part I, line 8. Individuals, complete lines 13–17. Estates and trusts, complete lines 18a–21. If zero or less, enter -0-		<b>12</b>	0.
<b>Individuals:</b>				
<b>13</b>	Modified adjusted gross income (see instructions)	<b>13</b> 254,447.	<b>16</b>	0.
<b>14</b>	Threshold based on filing status (see instructions)	<b>14</b> 250,000.		
<b>15</b>	Subtract line 14 from line 13. If zero or less, enter -0-	<b>15</b> 4,447.		
<b>16</b>	Enter the smaller of line 12 or line 15			
<b>17</b>	Net investment income tax for individuals. Multiply line 16 by 3.8% (0.038). Enter here and include on your tax return (see instructions)		<b>17</b>	0.
<b>Estates and Trusts:</b>				
<b>18a</b>	Net investment income (line 12 above)	<b>18a</b>	<b>18c</b>	
<b>b</b>	Deductions for distributions of net investment income and deductions under section 642(c) (see instructions)	<b>18b</b>		
<b>c</b>	Undistributed net investment income. Subtract line 18b from line 18a (see instructions). If zero or less, enter -0-			
<b>19a</b>	Adjusted gross income (see instructions)	<b>19a</b>	<b>19c</b>	
<b>b</b>	Highest tax bracket for estates and trusts for the year (see instructions)	<b>19b</b>		
<b>c</b>	Subtract line 19b from line 19a. If zero or less, enter -0-			
<b>20</b>	Enter the smaller of line 18c or line 19c		<b>20</b>	
<b>21</b>	Net investment income tax for estates and trusts. Multiply line 20 by 3.8% (0.038). Enter here and include on your tax return (see instructions)		<b>21</b>	

## Additional Information From 2022 Federal Tax Return

### Schedule 1: Additional Income and Adjustments to Income

#### Other Income

#### Continuation Statement

Description	Amount
Substitute Payment from 1099-Misc	20.
Other Income from box 3 of 1099-Misc	100.
<b>Total</b>	<b>120.</b>

### Schedule C (GA Infosoft LLC): Profit or Loss from Business

#### Ln 1a: Other receipts

#### Itemization Statement

Description	Amount
	80,730.
<b>Total</b>	<b>80,730.</b>

### Schedule C (GA Infosoft LLC): Profit or Loss from Business

#### Line 18

#### Itemization Statement

Description	Amount
printer and electronic	600.
Compnay Website Hosted & Emails	400.
office furniture	500.
Officedresses and other	500.
<b>Total</b>	<b>2,000.</b>

### Schedule C (GA Infosoft LLC): Profit or Loss from Business

#### Line 25

#### Itemization Statement

Description	Amount
INTERNET	600.
CELLPHONE	600.
Current Bill , Water , trash	1,200.
<b>Total</b>	<b>2,400.</b>

### Schedule C (GA Infosoft LLC): Profit or Loss from Business

#### Line 17

#### Itemization Statement

Description	Amount
2022 company Registration Fee	150.
<b>Total</b>	<b>150.</b>

### Schedule C (GA Infosoft LLC): Profit or Loss from Business

#### Line 48 Other Expenses

#### Continuation Statement

Description	Amount
Other	900.
MEDICAL EXPENSES	18,000.

**Schedule C (GA Infosoft LLC): Profit or Loss from Business****Line 48 Other Expenses****Continuation Statement**

Description	Amount
PRINTER AND ELECTRONIC	1,000.
IMMIGRATION FEE	1,000.
<b>Total</b>	<b>20,900.</b>

DO NOT MAIL