

Gain / Loss report

Srinivasa Reddy Akiti | 10609ebf-2859-56f4-aae9-fe634ac01dc6 | tntnreinv@gmail.com

About report

This report includes all taxable activity on Coinbase with realized gains or losses. For US customers, Sells and Converts are taxable events that realize gains. This report does not include taxable events like Staking or Coinbase Earn that result in income. Note that this report is provided for informational purposes only, and you are responsible for confirming the accuracy and completeness of the information set forth in the report. For final tax obligations, please consult your tax advisor.

Summary

Cost Basis Method: **HIFO**

Data source	Long-term	Short-term	Total gains/losses
Coinbase	None	-\$537.45	-\$537.45
Total	None	-\$537.45	-\$537.45

Report legend

Short-term

The tax you pay on capital gains or losses depends on how long you hold the asset. If you hold an asset for 1 year or less, you pay the short term capital gains tax rate.

Long-term


The tax you pay on capital gains or losses depends on how long you hold the asset. If you hold an asset for 1 year and 1 day, or longer, you pay the long term capital gains tax rate.




Proceeds


The amount of money you received when you sold your cryptocurrency. If you received USD in exchange for your cryptocurrency then the cash you received is your proceeds. If you exchanged one cryptocurrency for another it will be the dollar value of the crypto you received.

Data source: Coinbase

These are taxable transactions incurring realized gains or losses where Coinbase all relevant data points.


Date Sold	Event	Amount	Proceeds	Cost Basis	Long Term	Short Term	Total Gains/Losses
02/17/2022	 Converted from SHIB	52372431.63245068	\$1,560.96	\$1,421.74	None	\$139.22	\$139.22
Date Acquired (Tax Lots)							
	01/10/2022	2130051.49690145 SHIB	\$63.49	\$64.00	None	-\$0.51	
	01/22/2022	14645649.30449791 SHIB	\$436.51	\$300.00	None	\$136.51	
	11/16/2021	1822099.64657693 SHIB	\$54.31	\$96.74	None	-\$42.43	
	01/02/2022	2805911.79002349 SHIB	\$83.63	\$100.00	None	-\$16.37	
	11/25/2021	2179535.12619136 SHIB	\$64.96	\$100.00	None	-\$35.04	
	01/22/2022	7322570.81937253 SHIB	\$218.25	\$150.00	None	\$68.25	
	01/08/2022	3248333.97587707 SHIB	\$96.82	\$92.00	None	\$4.82	
	01/03/2022	6689561.04433584 SHIB	\$199.38	\$237.00	None	-\$37.62	
	01/06/2022	4168595.96407402 SHIB	\$124.25	\$132.00	None	-\$7.75	
	01/22/2022	7360122.46460008 SHIB	\$219.37	\$150.00	None	\$69.37	

Date Sold	Event	Amount	Proceeds	Cost Basis	Long Term	Short Term	Total Gains/Losses
02/17/2022	 Converted from BTC	0.03671233	\$1,532.45	\$1,535.77	None	-\$3.32	-\$3.32
Date Acquired (Tax Lots)							
02/17/2022		0.03654833 BTC	\$1,525.60	\$1,525.76	None	-\$0.15	
11/16/2021		0.000164 BTC	\$6.85	\$10.01	None	-\$3.17	
Date Sold	Event	Amount	Proceeds	Cost Basis	Long Term	Short Term	Total Gains/Losses
02/18/2022	 Converted from USDT	1502.176763	\$1,503.00	\$1,503.00	None	\$0.00	\$0.00
Date Acquired (Tax Lots)							
02/17/2022		1502.176763 USDT	\$1,503.00	\$1,503.00	None	\$0.00	
Date Sold	Event	Amount	Proceeds	Cost Basis	Long Term	Short Term	Total Gains/Losses
02/24/2022	 Converted from SHIB	50783528.16091951	\$1,158.12	\$1,471.71	None	-\$313.59	-\$313.59
Date Acquired (Tax Lots)							
02/18/2022		50783528.16091951 SHIB	\$1,158.12	\$1,471.71	None	-\$313.59	

Date Sold	Event	Amount	Proceeds	Cost Basis	Long Term	Short Term	Total Gains/Losses
02/24/2022	 Converted from USDT	1130.18244	\$1,130.80	\$1,130.58	None	\$0.23	\$0.23


Date Acquired (Tax Lots)

02/24/2022	1130.18244 USDT	\$1,130.80	\$1,130.58	None	\$0.23
------------	-----------------	------------	------------	------	--------

Date Sold	Event	Amount	Proceeds	Cost Basis	Long Term	Short Term	Total Gains/Losses
04/25/2022	 Converted from SHIB 125874671.64285986		\$2,980.08	\$3,213.49	None	-\$233.41	-\$233.41

Date Acquired (Tax Lots)

04/12/2022	74433743.37956269 SHIB	\$1,762.22	\$2,000.00	None	-\$237.78
03/27/2022	3886335.98861904 SHIB	\$92.01	\$100.00	None	-\$7.99
02/24/2022	47554592.27467813 SHIB	\$1,125.85	\$1,113.49	None	\$12.36

Date Sold	Event	Amount	Proceeds	Cost Basis	Long Term	Short Term	Total Gains/Losses
05/16/2022	 Converted from APE	21.42199451	\$173.42	\$300.00	None	-\$126.58	-\$126.58

Date Acquired (Tax Lots)

03/19/2022	21.42199451 APE	\$173.42	\$300.00	None	-\$126.58
------------	-----------------	----------	----------	------	-----------