

Gain / Loss report

Govindh Sankaran | 650fc2b8-a165-561d-9b62-f561a6d3a70d | govindh14@gmail.com

About report

This report includes all taxable activity on Coinbase with realized gains or losses. For US customers, Sells and Converts are taxable events that realize gains. This report does not include taxable events like Staking or Coinbase Earn that result in income. Note that this report is provided for informational purposes only, and you are responsible for confirming the accuracy and completeness of the information set forth in the report. For final tax obligations, please consult your tax advisor.

Summary

Cost Basis Method: **HIFO**

Data source	Long-term	Short-term	Total Gain/Loss
Coinbase	-\$214.80	\$3.46	-\$211.34
Total	-\$214.80	\$3.46	-\$211.34

Report legend

Short-term

The tax you pay on capital gains or losses depends on how long you hold the asset. If you hold an asset for 1 year or less, you pay the short term capital gains tax rate.

Long-term

The tax you pay on capital gains or losses depends on how long you hold the asset. If you hold an asset for 1 year and 1 day, or longer, you pay the long term capital gains tax rate.

Proceeds


The amount of money you received when you sold your cryptocurrency. If you received USD in exchange for your cryptocurrency then the cash you received is your proceeds. If you exchanged one cryptocurrency for another it will be the dollar value of the crypto you received.

Cost-basis method

You can change your cost-basis method by accessing the Settings page. For futures, the cost-basis method is fixed to FIFO (First in, first out). The method currently displayed is based on your account's default setting.


Data source: Coinbase

These are taxable transactions incurring realized gains or losses where Coinbase all relevant data points.

Date Sold	Event	Amount	Proceeds	Cost Basis	Long Term	Short Term	Total Gain/Loss
12/18/2023	 Converted NEAR	0.8794079233	\$2.02	\$1.30	None	\$0.72	\$0.72


Date Acquired (Tax Lots)

11/03/2023	0.2055534759389664 NEAR	\$0.47	\$0.30	None	\$0.17
11/03/2023	0.6738544474393531 NEAR	\$1.55	\$1.00	None	\$0.55

Date Sold	Event	Amount	Proceeds	Cost Basis	Long Term	Short Term	Total Gain/Loss
12/18/2023	 Converted NEAR	1.1411149825	\$2.62	\$1.69	None	\$0.93	\$0.93


Date Acquired (Tax Lots)

11/03/2023	0.6725868946481354 NEAR	\$1.54	\$1.00	None	\$0.55
11/03/2023	0.4685280879302618 NEAR	\$1.08	\$0.70	None	\$0.38

Date Sold	Event	Amount	Proceeds	Cost Basis	Long Term	Short Term	Total Gain/Loss
12/18/2023	 Converted GAL	1.09736044	\$1.89	\$3.00	-\$1.11	None	-\$1.11


Date Acquired (Tax Lots)

08/25/2022	0.3658982802780827 GAL	\$0.63	\$1.00	-\$0.37	None
08/25/2022	0.3655638822884299 GAL	\$0.63	\$1.00	-\$0.37	None
08/25/2022	0.3658982774334874 GAL	\$0.63	\$1.00	-\$0.37	None

Date Sold	Event	Amount	Proceeds	Cost Basis	Long Term	Short Term	Total Gain/Loss
12/18/2023	 Converted ALEPH	11.50086256	\$1.25	\$3.00	-\$1.75	None	-\$1.75


Date Acquired (Tax Lots)

08/25/2022	3.8336208548974506 ALEPH	\$0.42	\$1.00	-\$0.58	None
08/25/2022	3.8336208548974506 ALEPH	\$0.42	\$1.00	-\$0.58	None
08/25/2022	3.8336208502050988 ALEPH	\$0.42	\$1.00	-\$0.58	None

Date Sold	Event	Amount	Proceeds	Cost Basis	Long Term	Short Term	Total Gain/Loss
12/27/2023	 Converted CRO	1487.00380806	\$149.67	\$300.00	-\$150.33	None	-\$150.33


Date Acquired (Tax Lots)

05/13/2022	1487.00380806 CRO	\$149.67	\$300.00	-\$150.33	None
------------	-------------------	----------	----------	-----------	------

Date Sold	Event	Amount	Proceeds	Cost Basis	Long Term	Short Term	Total Gain/Loss
12/27/2023	 Converted MANA	254.25402172	\$140.14	\$200.00	-\$59.86	None	-\$59.86


Date Acquired (Tax Lots)

05/12/2022	254.25402172 MANA	\$140.14	\$200.00	-\$59.86	None
------------	-------------------	----------	----------	----------	------

Date Sold	Event	Amount	Proceeds	Cost Basis	Long Term	Short Term	Total Gain/Loss
12/27/2023	 Converted VET	103.70754472	\$3.81	\$2.00	None	\$1.81	\$1.81

Date Acquired (Tax Lots)


11/03/2023	51.8537723619393311 VET	\$1.91	\$1.00	None	\$0.91
11/03/2023	51.8537723580606689 VET	\$1.91	\$1.00	None	\$0.91

Date Sold	Event	Amount	Proceeds	Cost Basis	Long Term	Short Term	Total Gain/Loss
12/27/2023	 Converted AMP	142.95925661	\$0.55	\$1.00	-\$0.45	None	-\$0.45

Date Acquired (Tax Lots)

08/25/2022	142.95925661 AMP	\$0.55	\$1.00	-\$0.45	None
------------	------------------	--------	--------	---------	------

Date Sold	Event	Amount	Proceeds	Cost Basis	Long Term	Short Term	Total Gain/Loss
-----------	-------	--------	----------	------------	-----------	------------	-----------------

12/27/2023	 Converted SAND	2.85750577	\$1.70	\$3.00	-\$1.30	None	-\$1.30
------------	--	------------	--------	--------	---------	------	---------

Date Acquired (Tax Lots)

08/25/2022	0.9526985116044755 SAND	\$0.57	\$1.00	-\$0.43	None
08/25/2022	0.9524263060145721 SAND	\$0.57	\$1.00	-\$0.43	None
08/25/2022	0.9523809523809524 SAND	\$0.57	\$1.00	-\$0.43	None