

# Gain / Loss report





Manoj Enugala | 45b229e0-c73e-5845-a7b0-de55570ea01c | manojenugala@gmail.com

## About report

This report includes all taxable activity on Coinbase with realized gains or losses. For US customers, Sells and Converts are taxable events that realize gains. This report does not include taxable events like Staking or Coinbase Earn that result in income. Note that this report is provided for informational purposes only, and you are responsible for confirming the accuracy and completeness of the information set forth in the report. For final tax obligations, please consult your tax advisor.

## Summary

Cost Basis Method: **HIFO**

Data source	Long-term	Short-term	Total Gain/Loss
Coinbase	-\$60.13	None	-\$60.13
 Not Available	 -\$0.07	 <b>\$767.04</b>	 <b>\$766.97</b>
<b>Total</b>	<b>-\$60.21</b>	<b>\$767.04</b>	<b>\$706.83</b>

## Report legend

### Short-term

The tax you pay on capital gains or losses depends on how long you hold the asset. If you hold an asset for 1 year or less, you pay the short term capital gains tax rate.

### Long-term

The tax you pay on capital gains or losses depends on how long you hold the asset. If you hold an asset for 1 year and 1 day, or longer, you pay the long term capital gains tax rate.

### Proceeds


The amount of money you received when you sold your cryptocurrency. If you received USD in exchange for your cryptocurrency then the cash you received is your proceeds. If you exchanged one cryptocurrency for another it will be the dollar value of the crypto you received.

### Cost-basis method

You can change your cost-basis method by accessing the Settings page. For futures, the cost-basis method is fixed to FIFO (First in, first out). The method currently displayed is based on your account's default setting.

### Some data not available

**Why?**

When you transfer crypto to Coinbase and you acquired it elsewhere, Coinbase does not have a record of the asset's original cost basis and/or date acquired. For these transactions, we indicate that these data points are not available with  .


**How to treat these transactions**

We estimate your gains/losses for these transactions by assuming \$0 cost basis and treating your date received as date acquired. Before filing your taxes, work with your tax professional or follow our guide to prepare these data points to accurately report your gains or losses.

## Section 1

## Data source: Coinbase

These are taxable transactions incurring realized gains or losses where Coinbase all relevant data points.


Date Sold	Event	Amount	Proceeds	Cost Basis	Long Term	Short Term	Total Gain/Loss
01/06/2023	 Converted REQ	457.17231782	\$39.87	\$100.00	-\$60.13	None	-\$60.13
<b>Date Acquired (Tax Lots)</b>							
	10/03/2021	457.17231782 REQ	\$39.87	\$100.00	-\$60.13	None	

## Section 2

## Data source: Not available

These are taxable transactions incurring realized gains or losses where the cost basis is unavailable.

⚠ For these transactions Coinbase does not have a cost basis on record. We estimate your gains/losses for these transactions by assuming \$0 cost basis and treat date acquired.

Date Sold	Event	Amount	Proceeds	Cost Basis	Long Term	Short Term	Total Gain/Loss
07/10/2023	 Converted SOL	36.659503343	\$767.47	⚠ \$0.50	⚠ -\$0.07	⚠ \$767.04	⚠ \$766.97

### Date Acquired (Tax Lots)

10/04/2022	0.000003985 SOL	\$0.00	\$0.00	None	-\$0.00
03/01/2023	0.000002355 SOL	\$0.00	\$0.00	None	-\$0.00
03/18/2023	0.000001646 SOL	\$0.00	\$0.00	None	-\$0.00
11/29/2022	8.14E-7 SOL	\$0.00	\$0.00	None	\$0.00
10/08/2022	0.000004209 SOL	\$0.00	\$0.00	None	-\$0.00
12/08/2022	7.6E-7 SOL	\$0.00	\$0.00	None	\$0.00
12/21/2022	6.94E-7 SOL	\$0.00	\$0.00	None	\$0.00
12/23/2022	7.01E-7 SOL	\$0.00	\$0.00	None	\$0.00
09/13/2022	0.000004465 SOL	\$0.00	\$0.00	None	-\$0.00
11/13/2022	9.76E-7 SOL	\$0.00	\$0.00	None	\$0.00
08/12/2022	0.002525673 SOL	\$0.05	\$0.11	None	-\$0.06
10/05/2022	0.00000424 SOL	\$0.00	\$0.00	None	-\$0.00
10/05/2022	0.000004263 SOL	\$0.00	\$0.00	None	-\$0.00
03/17/2023	0.000001661 SOL	\$0.00	\$0.00	None	\$0.00
02/16/2023	9.44E-7 SOL	\$0.00	\$0.00	None	-\$0.00
08/27/2022	0.000004609 SOL	\$0.00	\$0.00	None	-\$0.00

09/10/2022	0.000004447 SOL	\$0.00	\$0.00	None	-\$0.00
11/16/2022	9.39E-7 SOL	\$0.00	\$0.00	None	\$0.00
12/10/2022	7.46E-7 SOL	\$0.00	\$0.00	None	\$0.00
08/18/2022	0.000003397 SOL	\$0.00	\$0.00	None	-\$0.00
10/23/2022	0.000004058 SOL	\$0.00	\$0.00	None	-\$0.00
09/19/2022	0.00000402 SOL	\$0.00	\$0.00	None	-\$0.00
02/08/2023	0.000002174 SOL	\$0.00	\$0.00	None	-\$0.00
12/14/2022	6.86E-7 SOL	\$0.00	\$0.00	None	\$0.00
10/21/2022	0.000004009 SOL	\$0.00	\$0.00	None	-\$0.00
07/02/2022	0.00586348 SOL	\$0.12	\$0.19	-\$0.07	None
12/03/2022	7.88E-7 SOL	\$0.00	\$0.00	None	\$0.00
10/30/2022	0.000004145 SOL	\$0.00	\$0.00	None	-\$0.00
10/19/2022	0.000004198 SOL	\$0.00	\$0.00	None	-\$0.00
01/28/2023	3.94E-7 SOL	\$0.00	\$0.00	None	-\$0.00
11/27/2022	8.27E-7 SOL	\$0.00	\$0.00	None	\$0.00
01/27/2023	6.02E-7 SOL	\$0.00	\$0.00	None	-\$0.00
11/22/2022	9.3E-7 SOL	\$0.00	\$0.00	None	\$0.00
11/25/2022	7.86E-7 SOL	\$0.00	\$0.00	None	\$0.00
09/16/2022	0.000004429 SOL	\$0.00	\$0.00	None	-\$0.00
12/12/2022	6.88E-7 SOL	\$0.00	\$0.00	None	\$0.00
10/05/2022	0.000003928 SOL	\$0.00	\$0.00	None	-\$0.00
11/20/2022	9.21E-7 SOL	\$0.00	\$0.00	None	\$0.00
12/26/2022	0.000002564 SOL	\$0.00	\$0.00	None	\$0.00
10/16/2022	0.000004176 SOL	\$0.00	\$0.00	None	-\$0.00
11/04/2022	0.000004092 SOL	\$0.00	\$0.00	None	-\$0.00
08/24/2022	0.000004528 SOL	\$0.00	\$0.00	None	-\$0.00
09/02/2022	0.00000453 SOL	\$0.00	\$0.00	None	-\$0.00
01/17/2023	0.000001692 SOL	\$0.00	\$0.00	None	-\$0.00
12/15/2022	7.25E-7 SOL	\$0.00	\$0.00	None	\$0.00
01/12/2023	0.000002494 SOL	\$0.00	\$0.00	None	\$0.00
09/07/2022	0.000004507 SOL	\$0.00	\$0.00	None	-\$0.00

<b>🚫 07/10/2023</b>	36.646192409 SOL	\$767.19	<b>\$0.00</b>	<b>None</b>	<b>\$767.19</b>
11/11/2022	0.000004198 SOL	\$0.00	\$0.00	None	\$0.00
11/08/2022	0.000004355 SOL	\$0.00	\$0.00	None	-\$0.00
01/24/2023	6.12E-7 SOL	\$0.00	\$0.00	None	-\$0.00
11/12/2022	0.0000041 SOL	\$0.00	\$0.00	None	\$0.00
10/11/2022	0.000004202 SOL	\$0.00	\$0.00	None	-\$0.00
10/28/2022	0.000004046 SOL	\$0.00	\$0.00	None	-\$0.00
02/14/2023	9.48E-7 SOL	\$0.00	\$0.00	None	-\$0.00
08/15/2022	0.00251042 SOL	\$0.05	\$0.11	None	-\$0.06
10/08/2022	0.000004064 SOL	\$0.00	\$0.00	None	-\$0.00
01/19/2023	6.09E-7 SOL	\$0.00	\$0.00	None	-\$0.00
10/25/2022	0.00000413 SOL	\$0.00	\$0.00	None	-\$0.00
03/16/2023	0.000002362 SOL	\$0.00	\$0.00	None	\$0.00
01/07/2023	0.000002503 SOL	\$0.00	\$0.00	None	\$0.00
09/04/2022	0.000004541 SOL	\$0.00	\$0.00	None	-\$0.00
02/04/2023	2.46E-7 SOL	\$0.00	\$0.00	None	-\$0.00
08/30/2022	0.000004029 SOL	\$0.00	\$0.00	None	-\$0.00
12/01/2022	8.05E-7 SOL	\$0.00	\$0.00	None	\$0.00
10/14/2022	0.0000042 SOL	\$0.00	\$0.00	None	-\$0.00
07/13/2022	0.002217529 SOL	\$0.05	\$0.08	None	-\$0.03
02/19/2023	9.4E-7 SOL	\$0.00	\$0.00	None	-\$0.00
12/19/2022	7E-7 SOL	\$0.00	\$0.00	None	\$0.00
01/04/2023	0.000002533 SOL	\$0.00	\$0.00	None	\$0.00
12/30/2022	0.000002536 SOL	\$0.00	\$0.00	None	\$0.00
01/14/2023	0.000002492 SOL	\$0.00	\$0.00	None	-\$0.00
02/24/2023	0.000002382 SOL	\$0.00	\$0.00	None	-\$0.00
03/02/2023	0.000002357 SOL	\$0.00	\$0.00	None	-\$0.00
11/18/2022	9.4E-7 SOL	\$0.00	\$0.00	None	\$0.00
10/05/2022	0.000004292 SOL	\$0.00	\$0.00	None	-\$0.00
12/17/2022	6.85E-7 SOL	\$0.00	\$0.00	None	\$0.00
08/21/2022	0.000002107 SOL	\$0.00	\$0.00	None	-\$0.00

12/28/2022	0.000002568 SOL	\$0.00	\$0.00	None	\$0.00
11/01/2022	0.000004044 SOL	\$0.00	\$0.00	None	-\$0.00
01/02/2023	0.000002564 SOL	\$0.00	\$0.00	None	\$0.00