

▼ Detach Here and Mail With Your Payment ▼

Department of the Treasury
Internal Revenue Service

Calendar Year —
Due **04/15/2024**

2024 Form 1040-ES Payment Voucher 1

File only if you are making a payment of estimated tax by check or money order. Mail this voucher with your check or money order payable to the 'United States Treasury.' Write your social security number and '2024 Form 1040-ES' on your check or money order. Do not send cash. Enclose, but do not staple or attach, your payment with this voucher.

Amount of estimated tax you are paying by check or money order.....▶	3,046.
--	---------------

REV 03/04/24 PRO 1555

150-92-0265 790-26-2705
ISAMAR M RODRIGUEZ LIMA
MANOJ ENUGALA
61 MYRTLE AVE APT B5
IRVINGTON NJ 07111

INTERNAL REVENUE SERVICE
PO BOX 931100
LOUISVILLE KY 40293-1100

150920265 HF RODR 30 0 202412 430

▼ Detach Here and Mail With Your Payment ▼

Department of the Treasury
Internal Revenue Service

Calendar Year —
Due **06/17/2024**

2024 Form 1040-ES Payment Voucher 2

File only if you are making a payment of estimated tax by check or money order. Mail this voucher with your check or money order payable to the 'United States Treasury.' Write your social security number and '2024 Form 1040-ES' on your check or money order. Do not send cash. Enclose, but do not staple or attach, your payment with this voucher.

Amount of estimated tax you are paying by check or money order.....▶	3,046.
--	--------

REV 03/04/24 PRO 1555

150-92-0265 790-26-2705
ISAMAR M RODRIGUEZ LIMA
MANOJ ENUGALA
61 MYRTLE AVE APT B5
IRVINGTON NJ 07111

INTERNAL REVENUE SERVICE
PO BOX 931100
LOUISVILLE KY 40293-1100

150920265 HF RODR 30 0 202412 430

▼ Detach Here and Mail With Your Payment ▼

Department of the Treasury
Internal Revenue Service

Calendar Year —
Due **09/16/2024**

2024 Form 1040-ES Payment Voucher 3

File only if you are making a payment of estimated tax by check or money order. Mail this voucher with your check or money order payable to the 'United States Treasury.' Write your social security number and '2024 Form 1040-ES' on your check or money order. Do not send cash. Enclose, but do not staple or attach, your payment with this voucher.

Amount of estimated tax you are paying by check or money order.....▶	3,046.
--	---------------

REV 03/04/24 PRO 1555

150-92-0265 790-26-2705
ISAMAR M RODRIGUEZ LIMA
MANOJ ENUGALA
61 MYRTLE AVE APT B5
IRVINGTON NJ 07111

INTERNAL REVENUE SERVICE
PO BOX 931100
LOUISVILLE KY 40293-1100

150920265 HF RODR 30 0 202412 430

▼ Detach Here and Mail With Your Payment ▼

Department of the Treasury
Internal Revenue Service

Calendar Year —
Due **01/15/2025**

2024 Form 1040-ES Payment Voucher 4

File only if you are making a payment of estimated tax by check or money order. Mail this voucher with your check or money order payable to the 'United States Treasury.' Write your social security number and '2024 Form 1040-ES' on your check or money order. Do not send cash. Enclose, but do not staple or attach, your payment with this voucher.

Amount of estimated tax you are paying by check or money order.....▶	3,046.
--	---------------

REV 03/04/24 PRO 1555

150-92-0265 790-26-2705
ISAMAR M RODRIGUEZ LIMA
MANOJ ENUGALA
61 MYRTLE AVE APT B5
IRVINGTON NJ 07111

INTERNAL REVENUE SERVICE
PO BOX 931100
LOUISVILLE KY 40293-1100

150920265 HF RODR 30 0 202412 430

IRS e-file Signature Authorization

▶ ERO must obtain and retain completed Form 8879.
▶ Go to www.irs.gov/Form8879 for the latest information.

Submission Identification Number (SID) ▶

Taxpayer's name ISAMAR M RODRIGUEZ LIMA	Social security number 150-92-0265
Spouse's name MANOJ ENUGALA	Spouse's social security number 790-26-2705

Part I Tax Return Information – Tax Year Ending December 31, 2023 (Enter year you are authorizing.)

Enter whole dollars only on lines 1 through 5.

Note: Form 1040-SS filers use line 4 only. Leave lines 1, 2, 3, and 5 blank.

1 Adjusted gross income	1	275,080.
2 Total tax	2	46,695.
3 Federal income tax withheld from Form(s) W-2 and Form(s) 1099	3	39,182.
4 Amount you want refunded to you	4	1,327.
5 Amount you owe	5	

Part II Taxpayer Declaration and Signature Authorization (Be sure you get and keep a copy of your return)

Under penalties of perjury, I declare that I have examined a copy of the income tax return (original or amended) I am now authorizing, and to the best of my knowledge and belief, it is true, correct, and complete. I further declare that the amounts in Part I above are the amounts from the income tax return (original or amended) I am now authorizing. I consent to allow my intermediate service provider, transmitter, or electronic return originator (ERO) to send my return to the IRS and to receive from the IRS (a) an acknowledgement of receipt or reason for rejection of the transmission, (b) the reason for any delay in processing the return or refund, and (c) the date of any refund. If applicable, I authorize the U.S. Treasury and its designated Financial Agent to initiate an ACH electronic funds withdrawal (direct debit) entry to the financial institution account indicated in the tax preparation software for payment of my federal taxes owed on this return and/or a payment of estimated tax, and the financial institution to debit the entry to this account. This authorization is to remain in full force and effect until I notify the U.S. Treasury Financial Agent to terminate the authorization. To revoke (cancel) a payment, I must contact the U.S. Treasury Financial Agent at 1-888-353-4537. Payment cancellation requests must be received no later than 2 business days prior to the payment (settlement) date. I also authorize the financial institutions involved in the processing of the electronic payment of taxes to receive confidential information necessary to answer inquiries and resolve issues related to the payment. I further acknowledge that the personal identification number (PIN) below is my signature for the income tax return (original or amended) I am now authorizing and, if applicable, my Electronic Funds Withdrawal Consent.

Taxpayer's PIN: check one box only

I authorize GLOBAL TAXES LLC to enter or generate my PIN

2	0	2	6	5
---	---	---	---	---

 as my signature on the income tax return (original or amended) I am now authorizing.

I will enter my PIN as my signature on the income tax return (original or amended) I am now authorizing. Check this box **only** if you are entering your own PIN **and** your return is filed using the Practitioner PIN method. The ERO must complete Part III below.

Your signature ▶ _____ Date ▶ _____

Spouse's PIN: check one box only

I authorize GLOBAL TAXES LLC to enter or generate my PIN

6	2	7	0	5
---	---	---	---	---

 as my signature on the income tax return (original or amended) I am now authorizing.

I will enter my PIN as my signature on the income tax return (original or amended) I am now authorizing. Check this box **only** if you are entering your own PIN **and** your return is filed using the Practitioner PIN method. The ERO must complete Part III below.

Spouse's signature ▶ _____ Date ▶ _____

Practitioner PIN Method Returns Only—continue below

Part III Certification and Authentication – Practitioner PIN Method Only

ERO's EFIN/PIN. Enter your six-digit EFIN followed by your five-digit self-selected PIN.

2	2	2	4	9	6	0	8	2	7	1
---	---	---	---	---	---	---	---	---	---	---

 Don't enter all zeros

I certify that the above numeric entry is my PIN, which is my signature for the electronic individual income tax return (original or amended) I am now authorized to file for tax year indicated above for the taxpayer(s) indicated above. I confirm that I am submitting this return in accordance with the requirements of the Practitioner PIN method and **Pub. 1345**, Handbook for Authorized IRS e-file Providers of Individual Income Tax Returns.

ERO's signature ▶ _____ Date ▶ _____

ERO Must Retain This Form – See Instructions
Don't Submit This Form to the IRS Unless Requested To Do So

For the year Jan. 1–Dec. 31, 2023, or other tax year beginning _____, 2023, ending _____, 20 _____ See separate instructions.

Your first name and middle initial ISAMAR M		Last name RODRIGUEZ LIMA		Your social security number 150 92 0265	
If joint return, spouse's first name and middle initial MANOJ		Last name ENUGALA		Spouse's social security number 790 26 2705	
Home address (number and street). If you have a P.O. box, see instructions. 61 MYRTLE AVE				Apt. no. B5	
City, town, or post office. If you have a foreign address, also complete spaces below. IRVINGTON			State NJ	ZIP code 07111	
Foreign country name		Foreign province/state/county		Foreign postal code	

Presidential Election Campaign
 Check here if you, or your spouse if filing jointly, want \$3 to go to this fund. Checking a box below will not change your tax or refund.
 You Spouse

Filing Status Single Head of household (HOH)
 Married filing jointly (even if only one had income)
 Married filing separately (MFS) Qualifying surviving spouse (QSS)
 Check only one box.
 If you checked the MFS box, enter the name of your spouse. If you checked the HOH or QSS box, enter the child's name if the qualifying person is a child but not your dependent: _____

Digital Assets At any time during 2023, did you: (a) receive (as a reward, award, or payment for property or services); or (b) sell, exchange, or otherwise dispose of a digital asset (or a financial interest in a digital asset)? (See instructions.) Yes No

Standard Deduction **Someone can claim:** You as a dependent Your spouse as a dependent
 Spouse itemizes on a separate return or you were a dual-status alien

Age/Blindness You: Were born before January 2, 1959 Are blind Spouse: Was born before January 2, 1959 Is blind

Dependents (see instructions): If more than four dependents, see instructions and check here <input type="checkbox"/>	(1) First name	Last name	(2) Social security number	(3) Relationship to you	(4) Check the box if qualifies for (see instructions): Child tax credit	Credit for other dependents
		JOSEPH LIMA	RODRIGUEZ LIMA	103-64-9276	Parent	<input type="checkbox"/>
					<input type="checkbox"/>	<input type="checkbox"/>
					<input type="checkbox"/>	<input type="checkbox"/>
					<input type="checkbox"/>	<input type="checkbox"/>

Income	1a	1b	1c	1d	1e	1f	1g	1h	1i	1z
1a Total amount from Form(s) W-2, box 1 (see instructions)										348,438.
b Household employee wages not reported on Form(s) W-2										
c Tip income not reported on line 1a (see instructions)										
d Medicaid waiver payments not reported on Form(s) W-2 (see instructions)										
e Taxable dependent care benefits from Form 2441, line 26										
f Employer-provided adoption benefits from Form 8839, line 29										
g Wages from Form 8919, line 6										
h Other earned income (see instructions)								0.		
i Nontaxable combat pay election (see instructions)									1i	
z Add lines 1a through 1h										348,438.
2a Tax-exempt interest	2a									2b 29.
3a Qualified dividends	3a		93.							3b 93.
4a IRA distributions	4a									4b
5a Pensions and annuities	5a									5b
6a Social security benefits	6a									6b
c If you elect to use the lump-sum election method, check here (see instructions)										
7 Capital gain or (loss). Attach Schedule D if required. If not required, check here										7 1,459.
8 Additional income from Schedule 1, line 10										8 -74,939.
9 Add lines 1z, 2b, 3b, 4b, 5b, 6b, 7, and 8. This is your total income										9 275,080.
10 Adjustments to income from Schedule 1, line 26										10
11 Subtract line 10 from line 9. This is your adjusted gross income										11 275,080.
12 Standard deduction or itemized deductions (from Schedule A)										12 27,700.
13 Qualified business income deduction from Form 8995 or Form 8995-A										13
14 Add lines 12 and 13										14 27,700.
15 Subtract line 14 from line 11. If zero or less, enter -0-. This is your taxable income										15 247,380.

Attach Sch. B if required.

Standard Deduction for—
 • Single or Married filing separately, \$13,850
 • Married filing jointly or Qualifying surviving spouse, \$27,700
 • Head of household, \$20,800
 • If you checked any box under Standard Deduction, see instructions.

Tax and Credits	16	Tax (see instructions). Check if any from Form(s): 1 <input type="checkbox"/> 8814 2 <input type="checkbox"/> 4972 3 <input type="checkbox"/> _____	16	46,163.
	17	Amount from Schedule 2, line 3	17	
	18	Add lines 16 and 17	18	46,163.
	19	Child tax credit or credit for other dependents from Schedule 8812	19	500.
	20	Amount from Schedule 3, line 8	20	
	21	Add lines 19 and 20	21	500.
	22	Subtract line 21 from line 18. If zero or less, enter -0-	22	45,663.
	23	Other taxes, including self-employment tax, from Schedule 2, line 21	23	1,032.
	24	Add lines 22 and 23. This is your total tax	24	46,695.

Payments	25	Federal income tax withheld from:		
	a	Form(s) W-2	25a	39,182.
	b	Form(s) 1099	25b	
	c	Other forms (see instructions)	25c	0.
	d	Add lines 25a through 25c	25d	39,182.
	26	2023 estimated tax payments and amount applied from 2022 return	26	
	27	Earned income credit (EIC) <input type="checkbox"/> NO	27	
	28	Additional child tax credit from Schedule 8812	28	
	29	American opportunity credit from Form 8863, line 8	29	
	30	Reserved for future use	30	
	31	Amount from Schedule 3, line 15	31	8,840.
	32	Add lines 27, 28, 29, and 31. These are your total other payments and refundable credits	32	8,840.
	33	Add lines 25d, 26, and 32. These are your total payments	33	48,022.

Refund	34	If line 33 is more than line 24, subtract line 24 from line 33. This is the amount you overpaid	34	1,327.
	35a	Amount of line 34 you want refunded to you . If Form 8888 is attached, check here <input type="checkbox"/>	35a	1,327.
Direct deposit? See instructions.	b	Routing number 211391825 c Type: <input checked="" type="checkbox"/> Checking <input type="checkbox"/> Savings		
	d	Account number 42773002		
	36	Amount of line 34 you want applied to your 2024 estimated tax	36	

Amount You Owe	37	Subtract line 33 from line 24. This is the amount you owe . For details on how to pay, go to www.irs.gov/Payments or see instructions	37	
	38	Estimated tax penalty (see instructions)	38	

Third Party Designee Do you want to allow another person to discuss this return with the IRS? See instructions **Yes**. Complete below. **No**

Designee's name _____ Phone no. _____ Personal identification number (PIN) _____

Sign Here Under penalties of perjury, I declare that I have examined this return and accompanying schedules and statements, and to the best of my knowledge and belief, they are true, correct, and complete. Declaration of preparer (other than taxpayer) is based on all information of which preparer has any knowledge.

Your signature	Date	Your occupation QUALITY MANAGER	If the IRS sent you an Identity Protection PIN, enter it here (see inst.)
Spouse's signature. If a joint return, both must sign.	Date	Spouse's occupation SOFTWARE ENGINEER	If the IRS sent your spouse an Identity Protection PIN, enter it here (see inst.)
Phone no. (516) 728-8898	Email address MANOJENUGULA@GMAIL.COM		

Paid Preparer Use Only

Preparer's name SYAM PRIYA RAM SAGAR GUPTA TALLAM	Preparer's signature SYAM PRIYA RAM SAGAR GUPTA TALLAM	Date 03/07/2024	PTIN P02082703	Check if: <input type="checkbox"/> Self-employed
Firm's name GLOBAL TAXES LLC	Firm's address 245 ROONEY CT E BRUNSWICK NJ 08816			Phone no. (678) 965-9522
				Firm's EIN 84-3171965

**SCHEDULE 1
(Form 1040)**

Department of the Treasury
Internal Revenue Service

Additional Income and Adjustments to Income

Attach to Form 1040, 1040-SR, or 1040-NR.

Go to www.irs.gov/Form1040 for instructions and the latest information.

OMB No. 1545-0074

2023

Attachment
Sequence No. **01**

Name(s) shown on Form 1040, 1040-SR, or 1040-NR
ISAMAR M RODRIGUEZ LIMA & MANOJ ENUGALA

Your social security number
150-92-0265

Part I Additional Income

1	Taxable refunds, credits, or offsets of state and local income taxes	1	
2a	Alimony received	2a	
b	Date of original divorce or separation agreement (see instructions): _____		
3	Business income or (loss). Attach Schedule C	3	-17,030.
4	Other gains or (losses). Attach Form 4797	4	
5	Rental real estate, royalties, partnerships, S corporations, trusts, etc. Attach Schedule E	5	-66,183.
6	Farm income or (loss). Attach Schedule F	6	
7	Unemployment compensation	7	
8	Other income:		
a	Net operating loss	8a	()
b	Gambling	8b	
c	Cancellation of debt	8c	
d	Foreign earned income exclusion from Form 2555	8d	()
e	Income from Form 8853	8e	
f	Income from Form 8889	8f	
g	Alaska Permanent Fund dividends	8g	
h	Jury duty pay	8h	
i	Prizes and awards	8i	
j	Activity not engaged in for profit income	8j	
k	Stock options	8k	
l	Income from the rental of personal property if you engaged in the rental for profit but were not in the business of renting such property	8l	
m	Olympic and Paralympic medals and USOC prize money (see instructions)	8m	
n	Section 951(a) inclusion (see instructions)	8n	
o	Section 951A(a) inclusion (see instructions)	8o	
p	Section 461(l) excess business loss adjustment	8p	
q	Taxable distributions from an ABLÉ account (see instructions)	8q	
r	Scholarship and fellowship grants not reported on Form W-2	8r	
s	Nontaxable amount of Medicaid waiver payments included on Form 1040, line 1a or 1d	8s	()
t	Pension or annuity from a nonqualified deferred compensation plan or a nongovernmental section 457 plan	8t	
u	Wages earned while incarcerated	8u	
z	Other income. List type and amount: _____		
	Nonemployee compensation from 1099-NEC 8,274.	8z	8,274.
9	Total other income. Add lines 8a through 8z	9	8,274.
10	Combine lines 1 through 7 and 9. This is your additional income . Enter here and on Form 1040, 1040-SR, or 1040-NR, line 8	10	-74,939.

For Paperwork Reduction Act Notice, see your tax return instructions.

Schedule 1 (Form 1040) 2023

Part II Adjustments to Income

11	Educator expenses		11	
12	Certain business expenses of reservists, performing artists, and fee-basis government officials. Attach Form 2106		12	
13	Health savings account deduction. Attach Form 8889		13	
14	Moving expenses for members of the Armed Forces. Attach Form 3903		14	
15	Deductible part of self-employment tax. Attach Schedule SE		15	
16	Self-employed SEP, SIMPLE, and qualified plans		16	
17	Self-employed health insurance deduction		17	
18	Penalty on early withdrawal of savings		18	
19a	Alimony paid		19a	
b	Recipient's SSN			
c	Date of original divorce or separation agreement (see instructions): _____			
20	IRA deduction		20	
21	Student loan interest deduction		21	
22	Reserved for future use		22	
23	Archer MSA deduction		23	
24	Other adjustments:			
a	Jury duty pay (see instructions)	24a		
b	Deductible expenses related to income reported on line 8l from the rental of personal property engaged in for profit	24b		
c	Nontaxable amount of the value of Olympic and Paralympic medals and USOC prize money reported on line 8m	24c		
d	Reforestation amortization and expenses	24d		
e	Repayment of supplemental unemployment benefits under the Trade Act of 1974	24e		
f	Contributions to section 501(c)(18)(D) pension plans	24f		
g	Contributions by certain chaplains to section 403(b) plans	24g		
h	Attorney fees and court costs for actions involving certain unlawful discrimination claims (see instructions)	24h		
i	Attorney fees and court costs you paid in connection with an award from the IRS for information you provided that helped the IRS detect tax law violations	24i		
j	Housing deduction from Form 2555	24j		
k	Excess deductions of section 67(e) expenses from Schedule K-1 (Form 1041)	24k		
z	Other adjustments. List type and amount: _____	24z		
25	Total other adjustments. Add lines 24a through 24z		25	
26	Add lines 11 through 23 and 25. These are your adjustments to income . Enter here and on Form 1040, 1040-SR, or 1040-NR, line 10		26	

**SCHEDULE 2
(Form 1040)**

Department of the Treasury
Internal Revenue Service

Additional Taxes

Attach to Form 1040, 1040-SR, or 1040-NR.
Go to www.irs.gov/Form1040 for instructions and the latest information.

OMB No. 1545-0074

2023
Attachment
Sequence No. **02**

Name(s) shown on Form 1040, 1040-SR, or 1040-NR
ISAMAR M RODRIGUEZ LIMA & MANOJ ENUGALA

Your social security number
150-92-0265

Part I Tax

1	Alternative minimum tax. Attach Form 6251	1	
2	Excess advance premium tax credit repayment. Attach Form 8962	2	
3	Add lines 1 and 2. Enter here and on Form 1040, 1040-SR, or 1040-NR, line 17	3	

Part II Other Taxes

4	Self-employment tax. Attach Schedule SE	4	
5	Social security and Medicare tax on unreported tip income. Attach Form 4137	5	
6	Uncollected social security and Medicare tax on wages. Attach Form 8919	6	
7	Total additional social security and Medicare tax. Add lines 5 and 6	7	
8	Additional tax on IRAs or other tax-favored accounts. Attach Form 5329 if required. If not required, check here <input type="checkbox"/>	8	
9	Household employment taxes. Attach Schedule H	9	
10	Repayment of first-time homebuyer credit. Attach Form 5405 if required	10	
11	Additional Medicare Tax. Attach Form 8959	11	972.
12	Net investment income tax. Attach Form 8960	12	60.
13	Uncollected social security and Medicare or RRTA tax on tips or group-term life insurance from Form W-2, box 12	13	
14	Interest on tax due on installment income from the sale of certain residential lots and timeshares	14	
15	Interest on the deferred tax on gain from certain installment sales with a sales price over \$150,000	15	
16	Recapture of low-income housing credit. Attach Form 8611	16	

(continued on page 2)

Part II Other Taxes *(continued)*

17	Other additional taxes:		
a	Recapture of other credits. List type, form number, and amount: _____	17a	
b	Recapture of federal mortgage subsidy, if you sold your home see instructions	17b	
c	Additional tax on HSA distributions. Attach Form 8889	17c	
d	Additional tax on an HSA because you didn't remain an eligible individual. Attach Form 8889	17d	
e	Additional tax on Archer MSA distributions. Attach Form 8853	17e	
f	Additional tax on Medicare Advantage MSA distributions. Attach Form 8853	17f	
g	Recapture of a charitable contribution deduction related to a fractional interest in tangible personal property	17g	
h	Income you received from a nonqualified deferred compensation plan that fails to meet the requirements of section 409A	17h	
i	Compensation you received from a nonqualified deferred compensation plan described in section 457A	17i	
j	Section 72(m)(5) excess benefits tax	17j	
k	Golden parachute payments	17k	
l	Tax on accumulation distribution of trusts	17l	
m	Excise tax on insider stock compensation from an expatriated corporation	17m	
n	Look-back interest under section 167(g) or 460(b) from Form 8697 or 8866	17n	
o	Tax on non-effectively connected income for any part of the year you were a nonresident alien from Form 1040-NR	17o	
p	Any interest from Form 8621, line 16f, relating to distributions from, and dispositions of, stock of a section 1291 fund	17p	
q	Any interest from Form 8621, line 24	17q	
z	Any other taxes. List type and amount: _____ _____	17z	
18	Total additional taxes. Add lines 17a through 17z		18
19	Reserved for future use		19
20	Section 965 net tax liability installment from Form 965-A	20	
21	Add lines 4, 7 through 16, and 18. These are your total other taxes . Enter here and on Form 1040 or 1040-SR, line 23, or Form 1040-NR, line 23b		21
			1,032.

**SCHEDULE 3
(Form 1040)**

Department of the Treasury
Internal Revenue Service

Additional Credits and Payments

Attach to Form 1040, 1040-SR, or 1040-NR.
Go to www.irs.gov/Form1040 for instructions and the latest information.

OMB No. 1545-0074

2023
Attachment
Sequence No. **03**

Name(s) shown on Form 1040, 1040-SR, or 1040-NR

ISAMAR M RODRIGUEZ LIMA & MANOJ ENUGALA

Your social security number

150-92-0265

Part I Nonrefundable Credits

1	Foreign tax credit. Attach Form 1116 if required	1	
2	Credit for child and dependent care expenses from Form 2441, line 11. Attach Form 2441	2	
3	Education credits from Form 8863, line 19	3	
4	Retirement savings contributions credit. Attach Form 8880	4	
5a	Residential clean energy credit from Form 5695, line 15	5a	
b	Energy efficient home improvement credit from Form 5695, line 32	5b	
6	Other nonrefundable credits:		
a	General business credit. Attach Form 3800	6a	
b	Credit for prior year minimum tax. Attach Form 8801	6b	
c	Adoption credit. Attach Form 8839	6c	
d	Credit for the elderly or disabled. Attach Schedule R	6d	
e	Reserved for future use	6e	
f	Clean vehicle credit. Attach Form 8936	6f	
g	Mortgage interest credit. Attach Form 8396	6g	
h	District of Columbia first-time homebuyer credit. Attach Form 8859	6h	
i	Qualified electric vehicle credit. Attach Form 8834	6i	
j	Alternative fuel vehicle refueling property credit. Attach Form 8911	6j	
k	Credit to holders of tax credit bonds. Attach Form 8912	6k	
l	Amount on Form 8978, line 14. See instructions	6l	
m	Credit for previously owned clean vehicles. Attach Form 8936	6m	
z	Other nonrefundable credits. List type and amount: _____ _____	6z	
7	Total other nonrefundable credits. Add lines 6a through 6z	7	
8	Add lines 1 through 4, 5a, 5b, and 7. Enter here and on Form 1040, 1040-SR, or 1040-NR, line 20	8	

(continued on page 2)

Part II Other Payments and Refundable Credits

9	Net premium tax credit. Attach Form 8962		9	
10	Amount paid with request for extension to file (see instructions)		10	
11	Excess social security and tier 1 RRTA tax withheld		11	8,840.
12	Credit for federal tax on fuels. Attach Form 4136		12	
13	Other payments or refundable credits:			
a	Form 2439	13a		
b	Credit for repayment of amounts included in income from earlier years	13b		
c	Elective payment election amount from Form 3800, Part III, line 6, column (i)	13c		
d	Deferred amount of net 965 tax liability (see instructions)	13d		
z	Other payments or refundable credits. List type and amount: _____	13z		
14	Total other payments or refundable credits. Add lines 13a through 13z		14	
15	Add lines 9 through 12 and 14. Enter here and on Form 1040, 1040-SR, or 1040-NR, line 31		15	8,840.

**SCHEDULE C
(Form 1040)**

Department of the Treasury
Internal Revenue Service

Profit or Loss From Business
(Sole Proprietorship)

Attach to Form 1040, 1040-SR, 1040-SS, 1040-NR, or 1041; partnerships must generally file Form 1065.
Go to www.irs.gov/ScheduleC for instructions and the latest information.

OMB No. 1545-0074

2023

Attachment
Sequence No. **09**

Name of proprietor MANOJ ENUGALA		Social security number (SSN) 790-26-2705
A Principal business or profession, including product or service (see instructions) AMAZON RETAILER STOARE	B Enter code from instructions 9 9 9 0 0 0	
C Business name. If no separate business name, leave blank. PRIMECHOICE ONE LLC	D Employer ID number (EIN) (see instr.) 9 3 4 7 7 6 1 4 6	
E Business address (including suite or room no.) 61 MYRTLE AVE APT B5 City, town or post office, state, and ZIP code IRVINGTON, NJ 07111		
F Accounting method: (1) <input checked="" type="checkbox"/> Cash (2) <input type="checkbox"/> Accrual (3) <input type="checkbox"/> Other (specify) _____		
G Did you "materially participate" in the operation of this business during 2023? If "No," see instructions for limit on losses <input checked="" type="checkbox"/> Yes <input type="checkbox"/> No		
H If you started or acquired this business during 2023, check here <input type="checkbox"/>		
I Did you make any payments in 2023 that would require you to file Form(s) 1099? See instructions <input type="checkbox"/> Yes <input checked="" type="checkbox"/> No		
J If "Yes," did you or will you file required Form(s) 1099? <input type="checkbox"/> Yes <input type="checkbox"/> No		

Part I Income

1 Gross receipts or sales. See instructions for line 1 and check the box if this income was reported to you on Form W-2 and the "Statutory employee" box on that form was checked <input type="checkbox"/>	1	0.
2 Returns and allowances	2	
3 Subtract line 2 from line 1	3	0.
4 Cost of goods sold (from line 42)	4	
5 Gross profit. Subtract line 4 from line 3	5	0.
6 Other income, including federal and state gasoline or fuel tax credit or refund (see instructions)	6	
7 Gross income. Add lines 5 and 6	7	0.

Part II Expenses. Enter expenses for business use of your home **only** on line 30.

8 Advertising	8			18 Office expense (see instructions)	18	
9 Car and truck expenses (see instructions)	9			19 Pension and profit-sharing plans	19	
10 Commissions and fees	10			20 Rent or lease (see instructions):		
11 Contract labor (see instructions)	11			a Vehicles, machinery, and equipment	20a	1,120.
12 Depletion	12			b Other business property	20b	
13 Depreciation and section 179 expense deduction (not included in Part III) (see instructions)	13			21 Repairs and maintenance	21	
14 Employee benefit programs (other than on line 19)	14			22 Supplies (not included in Part III)	22	250.
15 Insurance (other than health)	15			23 Taxes and licenses	23	
16 Interest (see instructions):				24 Travel and meals:		
a Mortgage (paid to banks, etc.)	16a			a Travel	24a	
b Other	16b			b Deductible meals (see instructions)	24b	1,075.
17 Legal and professional services	17			25 Utilities	25	1,100.
28 Total expenses before expenses for business use of home. Add lines 8 through 27b	28			26 Wages (less employment credits)	26	
29 Tentative profit or (loss). Subtract line 28 from line 7	29			27a Other expenses (from line 48)	27a	6,270.
30 Expenses for business use of your home. Do not report these expenses elsewhere. Attach Form 8829 unless using the simplified method. See instructions. Simplified method filers only: Enter the total square footage of (a) your home: _____ and (b) the part of your home used for business: _____. Use the Simplified Method Worksheet in the instructions to figure the amount to enter on line 30	30			b Energy efficient commercial bldgs deduction (attach Form 7205)	27b	
31 Net profit or (loss). Subtract line 30 from line 29. • If a profit, enter on both Schedule 1 (Form 1040), line 3 , and on Schedule SE, line 2 . (If you checked the box on line 1, see instructions.) Estates and trusts, enter on Form 1041, line 3 . • If a loss, you must go to line 32.	31					-9,815.
32 If you have a loss, check the box that describes your investment in this activity. See instructions. • If you checked 32a, enter the loss on both Schedule 1 (Form 1040), line 3 , and on Schedule SE, line 2 . (If you checked the box on line 1, see the line 31 instructions.) Estates and trusts, enter on Form 1041, line 3 . • If you checked 32b, you must attach Form 6198 . Your loss may be limited.						
				32a <input checked="" type="checkbox"/> All investment is at risk.		
				32b <input type="checkbox"/> Some investment is not at risk.		

Part III Cost of Goods Sold (see instructions)

33 Method(s) used to value closing inventory: **a** Cost **b** Lower of cost or market **c** Other (attach explanation)

34 Was there any change in determining quantities, costs, or valuations between opening and closing inventory? Yes No
 If "Yes," attach explanation

35 Inventory at beginning of year. If different from last year's closing inventory, attach explanation . . .	35	
36 Purchases less cost of items withdrawn for personal use	36	
37 Cost of labor. Do not include any amounts paid to yourself	37	
38 Materials and supplies	38	
39 Other costs	39	
40 Add lines 35 through 39	40	
41 Inventory at end of year	41	
42 Cost of goods sold. Subtract line 41 from line 40. Enter the result here and on line 4	42	

Part IV Information on Your Vehicle. Complete this part **only** if you are claiming car or truck expenses on line 9 and are not required to file Form 4562 for this business. See the instructions for line 13 to find out if you must file Form 4562.

43 When did you place your vehicle in service for business purposes? (month/day/year) _____

44 Of the total number of miles you drove your vehicle during 2023, enter the number of miles you used your vehicle for:

a Business _____ **b** Commuting (see instructions) _____ **c** Other _____

45 Was your vehicle available for personal use during off-duty hours? Yes No

46 Do you (or your spouse) have another vehicle available for personal use?. Yes No

47a Do you have evidence to support your deduction? Yes No

b If "Yes," is the evidence written? Yes No

Part V Other Expenses. List below business expenses not included on lines 8–26, line 27b, or line 30.

INCORPORATION CHARGES		100.
OTHER EXPENSES		6,170.
48 Total other expenses. Enter here and on line 27a	48	6,270.

SCHEDULE C (Form 1040)

Profit or Loss From Business (Sole Proprietorship)

OMB No. 1545-0074

2023

Attachment Sequence No. 09

Department of the Treasury Internal Revenue Service

Attach to Form 1040, 1040-SR, 1040-SS, 1040-NR, or 1041; partnerships must generally file Form 1065. Go to www.irs.gov/ScheduleC for instructions and the latest information.

Name of proprietor: MANOJ ENUGALA. Social security number (SSN): 790-26-2705. Principal business: INSURANCE ACCOUNTING SERVICES. Business name: PROCURE HEALTH SERVICES LLC. Business address: 61 MYRTLE AVE, Apt. B5, IRVINGTON, NJ 07111. Accounting method: Cash. Did you materially participate? Yes. Did you make any payments in 2023 that would require you to file Form(s) 1099? No.

Part I Income

Table with 7 rows for income calculation. Line 1: Gross receipts or sales. Line 2: Returns and allowances. Line 3: Subtract line 2 from line 1. Line 4: Cost of goods sold. Line 5: Gross profit. Line 6: Other income. Line 7: Gross income.

Part II Expenses. Enter expenses for business use of your home only on line 30.

Table with 32 rows for expense calculation. Lines 8-17: Advertising, Car and truck expenses, Commissions and fees, Contract labor, Depletion, Depreciation and section 179 expense deduction, Employee benefit programs, Insurance, Interest, Legal and professional services. Lines 18-27b: Office expense, Pension and profit-sharing plans, Rent or lease, Repairs and maintenance, Supplies, Taxes and licenses, Travel and meals, Utilities, Wages, Other expenses, Energy efficient commercial bldgs deduction. Line 28: Total expenses before expenses for business use of home. Line 29: Tentative profit or (loss). Line 30: Expenses for business use of your home. Line 31: Net profit or (loss). Line 32: If you have a loss, check the box that describes your investment in this activity.

Part III Cost of Goods Sold (see instructions)

33 Method(s) used to value closing inventory: **a** Cost **b** Lower of cost or market **c** Other (attach explanation)

34 Was there any change in determining quantities, costs, or valuations between opening and closing inventory? Yes No
 If "Yes," attach explanation

35 Inventory at beginning of year. If different from last year's closing inventory, attach explanation . . .	35	
36 Purchases less cost of items withdrawn for personal use	36	
37 Cost of labor. Do not include any amounts paid to yourself	37	
38 Materials and supplies	38	
39 Other costs	39	
40 Add lines 35 through 39	40	
41 Inventory at end of year	41	
42 Cost of goods sold. Subtract line 41 from line 40. Enter the result here and on line 4	42	

Part IV Information on Your Vehicle. Complete this part **only** if you are claiming car or truck expenses on line 9 and are not required to file Form 4562 for this business. See the instructions for line 13 to find out if you must file Form 4562.

43 When did you place your vehicle in service for business purposes? (month/day/year) _____

44 Of the total number of miles you drove your vehicle during 2023, enter the number of miles you used your vehicle for:
a Business _____ **b** Commuting (see instructions) _____ **c** Other _____

45 Was your vehicle available for personal use during off-duty hours? Yes No

46 Do you (or your spouse) have another vehicle available for personal use?. Yes No

47a Do you have evidence to support your deduction? Yes No
b If "Yes," is the evidence written? Yes No

Part V Other Expenses. List below business expenses not included on lines 8–26, line 27b, or line 30.

INCORPORATION EXPENSES		150.
OTHER EXPENSES		5,100.
48 Total other expenses. Enter here and on line 27a	48	5,250.

**SCHEDULE D
(Form 1040)**

Capital Gains and Losses

OMB No. 1545-0074

2023

Department of the Treasury
Internal Revenue Service

Attach to Form 1040, 1040-SR, or 1040-NR.
Use Form 8949 to list your transactions for lines 1b, 2, 3, 8b, 9, and 10.
Go to www.irs.gov/ScheduleD for instructions and the latest information.

Attachment
Sequence No. **12**

Name(s) shown on return

ISAMAR M RODRIGUEZ LIMA & MANOJ ENUGALA

Your social security number

150-92-0265

Did you dispose of any investment(s) in a qualified opportunity fund during the tax year? Yes No

If "Yes," attach Form 8949 and see its instructions for additional requirements for reporting your gain or loss.

Part I Short-Term Capital Gains and Losses—Generally Assets Held One Year or Less (see instructions)

See instructions for how to figure the amounts to enter on the lines below.

This form may be easier to complete if you round off cents to whole dollars.

	(d) Proceeds (sales price)	(e) Cost (or other basis)	(g) Adjustments to gain or loss from Form(s) 8949, Part I, line 2, column (g)	(h) Gain or (loss) Subtract column (e) from column (d) and combine the result with column (g)
1a Totals for all short-term transactions reported on Form 1099-B for which basis was reported to the IRS and for which you have no adjustments (see instructions). However, if you choose to report all these transactions on Form 8949, leave this line blank and go to line 1b				
1b Totals for all transactions reported on Form(s) 8949 with Box A checked	31,276.	29,743.	877.	2,410.
2 Totals for all transactions reported on Form(s) 8949 with Box B checked	1,517.	880.		637.
3 Totals for all transactions reported on Form(s) 8949 with Box C checked				
4 Short-term gain from Form 6252 and short-term gain or (loss) from Forms 4684, 6781, and 8824				4
5 Net short-term gain or (loss) from partnerships, S corporations, estates, and trusts from Schedule(s) K-1				5
6 Short-term capital loss carryover. Enter the amount, if any, from line 8 of your Capital Loss Carryover Worksheet in the instructions				6 (1,119.)
7 Net short-term capital gain or (loss). Combine lines 1a through 6 in column (h). If you have any long-term capital gains or losses, go to Part II below. Otherwise, go to Part III on the back				7 1,928.

Part II Long-Term Capital Gains and Losses—Generally Assets Held More Than One Year (see instructions)

See instructions for how to figure the amounts to enter on the lines below.

This form may be easier to complete if you round off cents to whole dollars.

	(d) Proceeds (sales price)	(e) Cost (or other basis)	(g) Adjustments to gain or loss from Form(s) 8949, Part II, line 2, column (g)	(h) Gain or (loss) Subtract column (e) from column (d) and combine the result with column (g)
8a Totals for all long-term transactions reported on Form 1099-B for which basis was reported to the IRS and for which you have no adjustments (see instructions). However, if you choose to report all these transactions on Form 8949, leave this line blank and go to line 8b				
8b Totals for all transactions reported on Form(s) 8949 with Box D checked	1,966.	3,800.	1,290.	-544.
9 Totals for all transactions reported on Form(s) 8949 with Box E checked	288.	0.		288.
10 Totals for all transactions reported on Form(s) 8949 with Box F checked				
11 Gain from Form 4797, Part I; long-term gain from Forms 2439 and 6252; and long-term gain or (loss) from Forms 4684, 6781, and 8824				11
12 Net long-term gain or (loss) from partnerships, S corporations, estates, and trusts from Schedule(s) K-1				12
13 Capital gain distributions. See the instructions				13
14 Long-term capital loss carryover. Enter the amount, if any, from line 13 of your Capital Loss Carryover Worksheet in the instructions				14 (213.)
15 Net long-term capital gain or (loss). Combine lines 8a through 14 in column (h). Then, go to Part III on the back				15 -469.

Part III Summary

16	Combine lines 7 and 15 and enter the result	16	1,459.
	<ul style="list-style-type: none"> • If line 16 is a gain, enter the amount from line 16 on Form 1040, 1040-SR, or 1040-NR, line 7. Then, go to line 17 below. • If line 16 is a loss, skip lines 17 through 20 below. Then, go to line 21. Also be sure to complete line 22. • If line 16 is zero, skip lines 17 through 21 below and enter -0- on Form 1040, 1040-SR, or 1040-NR, line 7. Then, go to line 22. 		
17	Are lines 15 and 16 both gains? <input type="checkbox"/> Yes. Go to line 18. <input checked="" type="checkbox"/> No. Skip lines 18 through 21, and go to line 22.		
18	If you are required to complete the 28% Rate Gain Worksheet (see instructions), enter the amount, if any, from line 7 of that worksheet	18	
19	If you are required to complete the Unrecaptured Section 1250 Gain Worksheet (see instructions), enter the amount, if any, from line 18 of that worksheet	19	
20	Are lines 18 and 19 both zero or blank and you are not filing Form 4952? <input type="checkbox"/> Yes. Complete the Qualified Dividends and Capital Gain Tax Worksheet in the instructions for Form 1040, line 16. Don't complete lines 21 and 22 below. <input type="checkbox"/> No. Complete the Schedule D Tax Worksheet in the instructions. Don't complete lines 21 and 22 below.		
21	If line 16 is a loss, enter here and on Form 1040, 1040-SR, or 1040-NR, line 7, the smaller of: <ul style="list-style-type: none"> • The loss on line 16; or • (\$3,000), or if married filing separately, (\$1,500) } <p>Note: When figuring which amount is smaller, treat both amounts as positive numbers.</p>	21	()
22	Do you have qualified dividends on Form 1040, 1040-SR, or 1040-NR, line 3a? <input checked="" type="checkbox"/> Yes. Complete the Qualified Dividends and Capital Gain Tax Worksheet in the instructions for Form 1040, line 16. <input type="checkbox"/> No. Complete the rest of Form 1040, 1040-SR, or 1040-NR.		

Sales and Other Dispositions of Capital Assets

Department of the Treasury
Internal Revenue Service

File with your Schedule D to list your transactions for lines 1b, 2, 3, 8b, 9, and 10 of Schedule D.

Go to www.irs.gov/Form8949 for instructions and the latest information.

Name(s) shown on return

Social security number or taxpayer identification number

ISAMAR M RODRIGUEZ LIMA & MANOJ ENUGALA

150-92-0265

Before you check Box A, B, or C below, see whether you received any Form(s) 1099-B or substitute statement(s) from your broker. A substitute statement will have the same information as Form 1099-B. Either will show whether your basis (usually your cost) was reported to the IRS by your broker and may even tell you which box to check.

Part I Short-Term. Transactions involving capital assets you held 1 year or less are generally short-term (see instructions). For long-term transactions, see page 2.

Note: You may aggregate all short-term transactions reported on Form(s) 1099-B showing basis was reported to the IRS and for which no adjustments or codes are required. Enter the totals directly on Schedule D, line 1a; you aren't required to report these transactions on Form 8949 (see instructions).

You must check Box A, B, or C below. Check only one box. If more than one box applies for your short-term transactions, complete a separate Form 8949, page 1, for each applicable box. If you have more short-term transactions than will fit on this page for one or more of the boxes, complete as many forms with the same box checked as you need.

- (A)** Short-term transactions reported on Form(s) 1099-B showing basis was reported to the IRS (see **Note** above)
- (B)** Short-term transactions reported on Form(s) 1099-B showing basis **wasn't** reported to the IRS
- (C)** Short-term transactions not reported to you on Form 1099-B

1	(a) Description of property (Example: 100 sh. XYZ Co.)	(b) Date acquired (Mo., day, yr.)	(c) Date sold or disposed of (Mo., day, yr.)	(d) Proceeds (sales price) (see instructions)	(e) Cost or other basis See the Note below and see <i>Column (e)</i> in the separate instructions.	Adjustment, if any, to gain or loss If you enter an amount in column (g), enter a code in column (f). See the separate instructions.		(h) Gain or (loss) Subtract column (e) from column (d) and combine the result with column (g).
						(f) Code(s) from instructions	(g) Amount of adjustment	
	ROBINHOOD SECURITIES LLC	01/01/23	12/31/23	31,276.	29,743.	W	877.	2,410.
2 Totals. Add the amounts in columns (d), (e), (g), and (h) (subtract negative amounts). Enter each total here and include on your Schedule D, line 1b (if Box A above is checked), line 2 (if Box B above is checked), or line 3 (if Box C above is checked).				31,276.	29,743.		877.	2,410.

Note: If you checked Box A above but the basis reported to the IRS was incorrect, enter in column (e) the basis as reported to the IRS, and enter an adjustment in column (g) to correct the basis. See *Column (g)* in the separate instructions for how to figure the amount of the adjustment.

Name(s) shown on return. Name and SSN or taxpayer identification no. not required if shown on other side

Social security number or taxpayer identification number

ISAMAR M RODRIGUEZ LIMA & MANOJ ENUGALA

150-92-0265

Before you check Box D, E, or F below, see whether you received any Form(s) 1099-B or substitute statement(s) from your broker. A substitute statement will have the same information as Form 1099-B. Either will show whether your basis (usually your cost) was reported to the IRS by your broker and may even tell you which box to check.

Part II Long-Term. Transactions involving capital assets you held more than 1 year are generally long-term (see instructions). For short-term transactions, see page 1.

Note: You may aggregate all long-term transactions reported on Form(s) 1099-B showing basis was reported to the IRS and for which no adjustments or codes are required. Enter the totals directly on Schedule D, line 8a; you aren't required to report these transactions on Form 8949 (see instructions).

You must check Box D, E, or F below. Check only one box. If more than one box applies for your long-term transactions, complete a separate Form 8949, page 2, for each applicable box. If you have more long-term transactions than will fit on this page for one or more of the boxes, complete as many forms with the same box checked as you need.

- (D)** Long-term transactions reported on Form(s) 1099-B showing basis was reported to the IRS (see **Note** above)
- (E)** Long-term transactions reported on Form(s) 1099-B showing basis **wasn't** reported to the IRS
- (F)** Long-term transactions not reported to you on Form 1099-B

1	(a) Description of property (Example: 100 sh. XYZ Co.)	(b) Date acquired (Mo., day, yr.)	(c) Date sold or disposed of (Mo., day, yr.)	(d) Proceeds (sales price) (see instructions)	(e) Cost or other basis See the Note below and see <i>Column (e)</i> in the separate instructions.	Adjustment, if any, to gain or loss If you enter an amount in column (g), enter a code in column (f). See the separate instructions.		(h) Gain or (loss) Subtract column (e) from column (d) and combine the result with column (g).
						(f) Code(s) from instructions	(g) Amount of adjustment	
	ROBINHOOD SECURITIES LLC	01/01/22	12/31/23	1,195.	2,613.	W	1,290.	-128.
	Robinhood Crypto LLC	01/01/23	12/31/23	771.	1,187.			-416.

2 Totals. Add the amounts in columns (d), (e), (g), and (h) (subtract negative amounts). Enter each total here and include on your Schedule D, **line 8b** (if **Box D** above is checked), **line 9** (if **Box E** above is checked), or **line 10** (if **Box F** above is checked).

1,966.	3,800.		1,290.	-544.
--------	--------	--	--------	-------

Note: If you checked Box D above but the basis reported to the IRS was incorrect, enter in column (e) the basis as reported to the IRS, and enter an adjustment in column (g) to correct the basis. See *Column (g)* in the separate instructions for how to figure the amount of the adjustment.

Sales and Other Dispositions of Capital Assets

Department of the Treasury
Internal Revenue Service

File with your Schedule D to list your transactions for lines 1b, 2, 3, 8b, 9, and 10 of Schedule D.

Go to www.irs.gov/Form8949 for instructions and the latest information.

Name(s) shown on return ISAMAR M RODRIGUEZ LIMA & MANOJ ENUGALA	Social security number or taxpayer identification number 150-92-0265
---	--

Before you check Box A, B, or C below, see whether you received any Form(s) 1099-B or substitute statement(s) from your broker. A substitute statement will have the same information as Form 1099-B. Either will show whether your basis (usually your cost) was reported to the IRS by your broker and may even tell you which box to check.

Part I Short-Term. Transactions involving capital assets you held 1 year or less are generally short-term (see instructions). For long-term transactions, see page 2.

Note: You may aggregate all short-term transactions reported on Form(s) 1099-B showing basis was reported to the IRS and for which no adjustments or codes are required. Enter the totals directly on Schedule D, line 1a; you aren't required to report these transactions on Form 8949 (see instructions).

You must check Box A, B, or C below. Check only one box. If more than one box applies for your short-term transactions, complete a separate Form 8949, page 1, for each applicable box. If you have more short-term transactions than will fit on this page for one or more of the boxes, complete as many forms with the same box checked as you need.

- (A) Short-term transactions reported on Form(s) 1099-B showing basis was reported to the IRS (see **Note** above)
- (B) Short-term transactions reported on Form(s) 1099-B showing basis **wasn't** reported to the IRS
- (C) Short-term transactions not reported to you on Form 1099-B

1	(a) Description of property (Example: 100 sh. XYZ Co.)	(b) Date acquired (Mo., day, yr.)	(c) Date sold or disposed of (Mo., day, yr.)	(d) Proceeds (sales price) (see instructions)	(e) Cost or other basis See the Note below and see <i>Column (e)</i> in the separate instructions.	Adjustment, if any, to gain or loss If you enter an amount in column (g), enter a code in column (f). See the separate instructions.		(h) Gain or (loss) Subtract column (e) from column (d) and combine the result with column (g).
						(f) Code(s) from instructions	(g) Amount of adjustment	
	Robinhood Crypto LLC	01/01/23	12/31/23	710.	780.			-70.
	COINBASE	01/01/23	12/31/23	807.	100.			707.
2 Totals. Add the amounts in columns (d), (e), (g), and (h) (subtract negative amounts). Enter each total here and include on your Schedule D, line 1b (if Box A above is checked), line 2 (if Box B above is checked), or line 3 (if Box C above is checked).				1,517.	880.			637.

Note: If you checked Box A above but the basis reported to the IRS was incorrect, enter in column (e) the basis as reported to the IRS, and enter an adjustment in column (g) to correct the basis. See *Column (g)* in the separate instructions for how to figure the amount of the adjustment.

Name(s) shown on return. Name and SSN or taxpayer identification no. not required if shown on other side

Social security number or taxpayer identification number

ISAMAR M RODRIGUEZ LIMA & MANOJ ENUGALA

150-92-0265

Before you check Box D, E, or F below, see whether you received any Form(s) 1099-B or substitute statement(s) from your broker. A substitute statement will have the same information as Form 1099-B. Either will show whether your basis (usually your cost) was reported to the IRS by your broker and may even tell you which box to check.

Part II Long-Term. Transactions involving capital assets you held more than 1 year are generally long-term (see instructions). For short-term transactions, see page 1.

Note: You may aggregate all long-term transactions reported on Form(s) 1099-B showing basis was reported to the IRS and for which no adjustments or codes are required. Enter the totals directly on Schedule D, line 8a; you aren't required to report these transactions on Form 8949 (see instructions).

You must check Box D, E, or F below. Check only one box. If more than one box applies for your long-term transactions, complete a separate Form 8949, page 2, for each applicable box. If you have more long-term transactions than will fit on this page for one or more of the boxes, complete as many forms with the same box checked as you need.

- (D)** Long-term transactions reported on Form(s) 1099-B showing basis was reported to the IRS (see **Note** above)
- (E)** Long-term transactions reported on Form(s) 1099-B showing basis **wasn't** reported to the IRS
- (F)** Long-term transactions not reported to you on Form 1099-B

1	(a) Description of property (Example: 100 sh. XYZ Co.)	(b) Date acquired (Mo., day, yr.)	(c) Date sold or disposed of (Mo., day, yr.)	(d) Proceeds (sales price) (see instructions)	(e) Cost or other basis See the Note below and see <i>Column (e)</i> in the separate instructions.	Adjustment, if any, to gain or loss If you enter an amount in column (g), enter a code in column (f). See the separate instructions.		(h) Gain or (loss) Subtract column (e) from column (d) and combine the result with column (g).
						(f) Code(s) from instructions	(g) Amount of adjustment	
	Robinhood Crypto LLC	01/01/22	12/31/23	288.	0.			288.
2 Totals.	Add the amounts in columns (d), (e), (g), and (h) (subtract negative amounts). Enter each total here and include on your Schedule D, line 8b (if Box D above is checked), line 9 (if Box E above is checked), or line 10 (if Box F above is checked) . . .			288.	0.			288.

Note: If you checked Box D above but the basis reported to the IRS was incorrect, enter in column (e) the basis as reported to the IRS, and enter an adjustment in column (g) to correct the basis. See *Column (g)* in the separate instructions for how to figure the amount of the adjustment.

Name(s) shown on return. Do not enter name and social security number if shown on other side.

Your social security number

ISAMAR M RODRIGUEZ LIMA & MANOJ ENUGALA

150-92-0265

Caution: The IRS compares amounts reported on your tax return with amounts shown on Schedule(s) K-1.

Part II Income or Loss From Partnerships and S Corporations

Note: If you report a loss, receive a distribution, dispose of stock, or receive a loan repayment from an S corporation, you **must** check the box in column (e) on line 28 and attach the required basis computation. If you report a loss from an at-risk activity for which **any** amount is **not** at risk, you **must** check the box in column (f) on line 28 and attach **Form 6198**. See instructions.

27 Are you reporting any loss not allowed in a prior year due to the at-risk or basis limitations, a prior year unallowed loss from a passive activity (if that loss was not reported on Form 8582), or unreimbursed partnership expenses? If you answered "Yes," see instructions before completing this section Yes No

28	(a) Name	(b) Enter P for partnership; S for S corporation	(c) Check if foreign partnership	(d) Employer identification number	(e) Check if basis computation is required	(f) Check if any amount is not at risk
A	TECHMARK SOLUTION INC	S	<input type="checkbox"/>	86-1219868	<input checked="" type="checkbox"/>	<input type="checkbox"/>
B			<input type="checkbox"/>		<input type="checkbox"/>	<input type="checkbox"/>
C			<input type="checkbox"/>		<input type="checkbox"/>	<input type="checkbox"/>
D			<input type="checkbox"/>		<input type="checkbox"/>	<input type="checkbox"/>

Passive Income and Loss		Nonpassive Income and Loss			
	(g) Passive loss allowed (attach Form 8582 if required)	(h) Passive income from Schedule K-1	(i) Nonpassive loss allowed (see Schedule K-1)	(j) Section 179 expense deduction from Form 4562	(k) Nonpassive income from Schedule K-1
A			66,183.		
B					
C					
D					
29a	Totals				
b	Totals		66,183.		
30	Add columns (h) and (k) of line 29a				30
31	Add columns (g), (i), and (j) of line 29b				31 (66,183.)
32	Total partnership and S corporation income or (loss). Combine lines 30 and 31				32 -66,183.

Part III Income or Loss From Estates and Trusts

33	(a) Name	(b) Employer identification number
A		
B		

Passive Income and Loss		Nonpassive Income and Loss		
	(c) Passive deduction or loss allowed (attach Form 8582 if required)	(d) Passive income from Schedule K-1	(e) Deduction or loss from Schedule K-1	(f) Other income from Schedule K-1
A				
B				
34a	Totals			
b	Totals			
35	Add columns (d) and (f) of line 34a			35
36	Add columns (c) and (e) of line 34b			36 ()
37	Total estate and trust income or (loss). Combine lines 35 and 36			37

Part IV Income or Loss From Real Estate Mortgage Investment Conduits (REMICs)—Residual Holder

38	(a) Name	(b) Employer identification number	(c) Excess inclusion from Schedules Q, line 2c (see instructions)	(d) Taxable income (net loss) from Schedules Q, line 1b	(e) Income from Schedules Q, line 3b
39	Combine columns (d) and (e) only. Enter the result here and include in the total on line 41 below				39

Part V Summary

40	Net farm rental income or (loss) from Form 4835. Also, complete line 42 below	40	
41	Total income or (loss). Combine lines 26, 32, 37, 39, and 40. Enter the result here and on Schedule 1 (Form 1040), line 5	41	-66,183.
42	Reconciliation of farming and fishing income. Enter your gross farming and fishing income reported on Form 4835, line 7; Schedule K-1 (Form 1065), box 14, code B; Schedule K-1 (Form 1120-S), box 17, code AN; and Schedule K-1 (Form 1041), box 14, code F. See instructions	42	
43	Reconciliation for real estate professionals. If you were a real estate professional (see instructions), enter the net income or (loss) you reported anywhere on Form 1040, Form 1040-SR, or Form 1040-NR from all rental real estate activities in which you materially participated under the passive activity loss rules	43	

**SCHEDULE 8812
(Form 1040)**

**Credits for Qualifying Children
and Other Dependents**

OMB No. 1545-0074

2023

Attachment
Sequence No. **47**

Department of the Treasury
Internal Revenue Service

Attach to Form 1040, 1040-SR, or 1040-NR.

Go to www.irs.gov/Schedule8812 for instructions and the latest information.

Name(s) shown on return

Your social security number

ISAMAR M RODRIGUEZ LIMA & MANOJ ENUGALA

150-92-0265

Part I Child Tax Credit and Credit for Other Dependents

1	Enter the amount from line 11 of your Form 1040, 1040-SR, or 1040-NR		1	275,080.
2a	Enter income from Puerto Rico that you excluded	2a		
b	Enter the amounts from lines 45 and 50 of your Form 2555	2b	0.	
c	Enter the amount from line 15 of your Form 4563	2c		
d	Add lines 2a through 2c	2d	0.	
3	Add lines 1 and 2d	3	275,080.	
4	Number of qualifying children under age 17 with the required social security number	4	0	
5	Multiply line 4 by \$2,000	5		
6	Number of other dependents, including any qualifying children who are not under age 17 or who do not have the required social security number	6	1	
Caution: Do not include yourself, your spouse, or anyone who is not a U.S. citizen, U.S. national, or U.S. resident alien. Also, do not include anyone you included on line 4.				
7	Multiply line 6 by \$500	7	500.	
8	Add lines 5 and 7	8	500.	
9	Enter the amount shown below for your filing status. • Married filing jointly—\$400,000 } • All other filing statuses—\$200,000 }	9	400,000.	
10	Subtract line 9 from line 3. • If zero or less, enter -0-. • If more than zero and not a multiple of \$1,000, enter the next multiple of \$1,000. For example, if the result is \$425, enter \$1,000; if the result is \$1,025, enter \$2,000, etc. }	10	0.	
11	Multiply line 10 by 5% (0.05)	11	0.	
12	Is the amount on line 8 more than the amount on line 11?	12	500.	
<input type="checkbox"/> No. STOP. You cannot take the child tax credit, credit for other dependents, or additional child tax credit. Skip Parts II-A and II-B. Enter -0- on lines 14 and 27.				
<input checked="" type="checkbox"/> Yes. Subtract line 11 from line 8. Enter the result.				
13	Enter the amount from Credit Limit Worksheet A	13	46,163.	
14	Enter the smaller of line 12 or line 13. This is your child tax credit and credit for other dependents	14	500.	

Enter this amount on Form 1040, 1040-SR, or 1040-NR, line 19.

If the amount on line 12 is more than the amount on line 14, you may be able to take the **additional child tax credit** on Form 1040, 1040-SR, or 1040-NR, line 28. Complete your Form 1040, 1040-SR, or 1040-NR through line 27 (also complete Schedule 3, line 11) before completing Part II-A.

Part II-A Additional Child Tax Credit for All Filers

Caution: If you file Form 2555, you cannot claim the additional child tax credit.

15	Check this box if you do not want to claim the additional child tax credit. Skip Parts II-A and II-B. Enter -0- on line 27	<input type="checkbox"/>	
16a	Subtract line 14 from line 12. If zero, stop here ; you cannot take the additional child tax credit. Skip Parts II-A and II-B. Enter -0- on line 27		16a 0.
b	Number of qualifying children under 17 with the required social security number: _____ x \$1,600. Enter the result. If zero, stop here ; you cannot claim the additional child tax credit. Skip Parts II-A and II-B. Enter -0- on line 27		16b
TIP: The number of children you use for this line is the same as the number of children you used for line 4.			
17	Enter the smaller of line 16a or line 16b		17
18a	Earned income (see instructions)	18a	
b	Nontaxable combat pay (see instructions)	18b	
19	Is the amount on line 18a more than \$2,500? <input type="checkbox"/> No. Leave line 19 blank and enter -0- on line 20. <input type="checkbox"/> Yes. Subtract \$2,500 from the amount on line 18a. Enter the result	19	
20	Multiply the amount on line 19 by 15% (0.15) and enter the result Next. On line 16b, is the amount \$4,800 or more? <input type="checkbox"/> No. If you are a bona fide resident of Puerto Rico, go to line 21. Otherwise, skip Part II-B and enter the smaller of line 17 or line 20 on line 27. <input type="checkbox"/> Yes. If line 20 is equal to or more than line 17, skip Part II-B and enter the amount from line 17 on line 27. Otherwise, go to line 21.	20	

Part II-B Certain Filers Who Have Three or More Qualifying Children and Bona Fide Residents of Puerto Rico

21	Withheld social security, Medicare, and Additional Medicare taxes from Form(s) W-2, boxes 4 and 6. If married filing jointly, include your spouse's amounts with yours. If your employer withheld or you paid Additional Medicare Tax or tier 1 RRTA taxes, or if you are a bona fide resident of Puerto Rico, see instructions.	21	
22	Enter the total of the amounts from Schedule 1 (Form 1040), line 15; Schedule 2 (Form 1040), line 5; Schedule 2 (Form 1040), line 6; and Schedule 2 (Form 1040), line 13	22	
23	Add lines 21 and 22	23	
24	1040 and 1040-SR filers: Enter the total of the amounts from Form 1040 or 1040-SR, line 27, and Schedule 3 (Form 1040), line 11. } 1040-NR filers: Enter the amount from Schedule 3 (Form 1040), line 11. }	24	
25	Subtract line 24 from line 23. If zero or less, enter -0-	25	
26	Enter the larger of line 20 or line 25 Next, enter the smaller of line 17 or line 26 on line 27.	26	

Part II-C Additional Child Tax Credit

27	This is your additional child tax credit. Enter this amount on Form 1040, 1040-SR, or 1040-NR, line 28	27	
-----------	--	-----------	--

Paid Preparer's Due Diligence Checklist
*Earned Income Credit (EIC), American Opportunity Tax Credit (AOTC),
Child Tax Credit (CTC) (including the Additional Child Tax Credit (ACTC) and
Credit for Other Dependents (ODC)), and Head of Household (HOH) Filing Status*
**To be completed by preparer and filed with Form 1040, 1040-SR, 1040-NR, 1040-PR, or 1040-SS.
Go to www.irs.gov/Form8867 for instructions and the latest information.**

Taxpayer name(s) shown on return ISAMAR M RODRIGUEZ LIMA & MANOJ ENUGALA		Taxpayer identification number 150-92-0265
Preparer's name SYAM PRIYA RAM SAGAR GUPTA TALLAM		Preparer tax identification number P02082703

Part I Due Diligence Requirements

Please check the appropriate box for the credit(s) and/or HOH filing status claimed on the return and complete the related Parts I-V for the benefit(s) claimed (check all that apply). EIC CTC/ACTC/ODC AOTC HOH

	Yes	No	N/A
1 Did you complete the return based on information for the applicable tax year provided by the taxpayer or reasonably obtained by you?	<input checked="" type="checkbox"/>	<input type="checkbox"/>	
2 If credits are claimed on the return, did you complete the applicable EIC and/or CTC/ACTC/ODC worksheets found in the Form 1040, 1040-SR, 1040-NR, 1040-PR, 1040-SS, or Schedule 8812 (Form 1040) instructions, and/or the AOTC worksheet found in the Form 8863 instructions, or your own worksheet(s) that provides the same information, and all related forms and schedules for each credit claimed?	<input checked="" type="checkbox"/>	<input type="checkbox"/>	<input type="checkbox"/>
3 Did you satisfy the knowledge requirement? To meet the knowledge requirement, you must do both of the following. • Interview the taxpayer, ask questions, and contemporaneously document the taxpayer's responses to determine that the taxpayer is eligible to claim the credit(s) and/or HOH filing status. • Review information to determine that the taxpayer is eligible to claim the credit(s) and/or HOH filing status and to figure the amount(s) of any credit(s)	<input checked="" type="checkbox"/>	<input type="checkbox"/>	
4 Did any information provided by the taxpayer or a third party for use in preparing the return, or information reasonably known to you, appear to be incorrect, incomplete, or inconsistent? (If "Yes," answer questions 4a and 4b. If "No," go to question 5.)	<input type="checkbox"/>	<input checked="" type="checkbox"/>	
a Did you make reasonable inquiries to determine the correct, complete, and consistent information?	<input type="checkbox"/>	<input type="checkbox"/>	
b Did you contemporaneously document your inquiries? (Documentation should include the questions you asked, whom you asked, when you asked, the information that was provided, and the impact the information had on your preparation of the return.)	<input type="checkbox"/>	<input type="checkbox"/>	
5 Did you satisfy the record retention requirement? To meet the record retention requirement, you must keep a copy of your documentation referenced in question 4b, a copy of this Form 8867, a copy of any applicable worksheet(s), a record of how, when, and from whom the information used to prepare Form 8867 and any applicable worksheet(s) was obtained, and a copy of any document(s) provided by the taxpayer that you relied on to determine eligibility for the credit(s) and/or HOH filing status or to figure the amount(s) of the credit(s) List those documents provided by the taxpayer, if any, that you relied on: _____ _____ _____	<input checked="" type="checkbox"/>	<input type="checkbox"/>	
6 Did you ask the taxpayer whether he/she could provide documentation to substantiate eligibility for the credit(s) and/or HOH filing status and the amount(s) of any credit(s) claimed on the return if his/her return is selected for audit?	<input checked="" type="checkbox"/>	<input type="checkbox"/>	
7 Did you ask the taxpayer if any of these credits were disallowed or reduced in a previous year? (If credits were disallowed or reduced, go to question 7a; if not, go to question 8.)	<input checked="" type="checkbox"/>	<input type="checkbox"/>	<input type="checkbox"/>
a Did you complete the required recertification Form 8862?	<input type="checkbox"/>	<input type="checkbox"/>	<input type="checkbox"/>
8 If the taxpayer is reporting self-employment income, did you ask questions to prepare a complete and correct Schedule C (Form 1040)?	<input checked="" type="checkbox"/>	<input type="checkbox"/>	<input type="checkbox"/>

Part II Due Diligence Questions for Returns Claiming EIC (If the return does not claim EIC, go to Part III.)

	Yes	No	N/A
9a Have you determined that the taxpayer is eligible to claim the EIC for the number of qualifying children claimed, or is eligible to claim the EIC without a qualifying child? (If the taxpayer is claiming the EIC and does not have a qualifying child, go to question 10.)	<input type="checkbox"/>	<input type="checkbox"/>	
b Did you ask the taxpayer if the child lived with the taxpayer for over half of the year, even if the taxpayer has supported the child the entire year?	<input type="checkbox"/>	<input type="checkbox"/>	
c Did you explain to the taxpayer the rules about claiming the EIC when a child is the qualifying child of more than one person (tiebreaker rules)?	<input type="checkbox"/>	<input type="checkbox"/>	<input type="checkbox"/>

Part III Due Diligence Questions for Returns Claiming CTC/ACTC/ODC (If the return does not claim CTC, ACTC, or ODC, go to Part IV.)

	Yes	No	N/A
10 Have you determined that each qualifying person for the CTC/ACTC/ODC is the taxpayer's dependent who is a citizen, national, or resident of the United States?	<input checked="" type="checkbox"/>	<input type="checkbox"/>	
11 Did you explain to the taxpayer that he/she may not claim the CTC/ACTC if the child has not lived with the taxpayer for over half of the year, even if the taxpayer has supported the child, unless the child's custodial parent has released a claim to exemption for the child?	<input checked="" type="checkbox"/>	<input type="checkbox"/>	<input type="checkbox"/>
12 Did you explain to the taxpayer the rules about claiming the CTC/ACTC/ODC for a child of divorced or separated parents (or parents who live apart), including any requirement to attach a Form 8332 or similar statement to the return?	<input checked="" type="checkbox"/>	<input type="checkbox"/>	<input type="checkbox"/>

Part IV Due Diligence Questions for Returns Claiming AOTC (If the return does not claim AOTC, go to Part V.)

	Yes	No
13 Did the taxpayer provide substantiation for the credit, such as a Form 1098-T and/or receipts for the qualified tuition and related expenses for the claimed AOTC?	<input type="checkbox"/>	<input type="checkbox"/>

Part V Due Diligence Questions for Claiming HOH (If the return does not claim HOH filing status, go to Part VI.)

	Yes	No
14 Have you determined that the taxpayer was unmarried or considered unmarried on the last day of the tax year and provided more than half of the cost of keeping up a home for the year for a qualifying person?	<input type="checkbox"/>	<input type="checkbox"/>

Part VI Eligibility Certification

You will have complied with all due diligence requirements for claiming the applicable credit(s) and/or HOH filing status on the return of the taxpayer identified above if you:

- A. Interview the taxpayer, ask adequate questions, contemporaneously document the taxpayer's responses on the return or in your notes, review adequate information to determine if the taxpayer is eligible to claim the credit(s) and/or HOH filing status and to figure the amount(s) of the credit(s);
- B. Complete this Form 8867 truthfully and accurately and complete the actions described in this checklist for any applicable credit(s) claimed and HOH filing status, if claimed;
- C. Submit Form 8867 in the manner required; **and**
- D. Keep all five of the following records for 3 years from the latest of the dates specified in the Form 8867 instructions under *Document Retention*.
 - 1. A copy of this Form 8867.
 - 2. The applicable worksheet(s) or your own worksheet(s) for any credit(s) claimed.
 - 3. Copies of any documents provided by the taxpayer on which you relied to determine the taxpayer's eligibility for the credit(s) and/or HOH filing status and to figure the amount(s) of the credit(s).
 - 4. A record of how, when, and from whom the information used to prepare this form and the applicable worksheet(s) was obtained.
 - 5. A record of any additional information you relied upon, including questions you asked and the taxpayer's responses, to determine the taxpayer's eligibility for the credit(s) and/or HOH filing status and to figure the amount(s) of the credit(s).

If you have not complied with all due diligence requirements, you may have to pay a penalty for each failure to comply related to a claim of an applicable credit or HOH filing status (see instructions for more information).

	Yes	No
15 Do you certify that all of the answers on this Form 8867 are, to the best of your knowledge, true, correct, and complete?	<input checked="" type="checkbox"/>	<input type="checkbox"/>

Additional Medicare Tax

If any line does not apply to you, leave it blank. See separate instructions.
 Attach to Form 1040, 1040-SR, 1040-NR, or 1040-SS.
 Go to www.irs.gov/Form8959 for instructions and the latest information.

Name(s) shown on return

ISAMAR M RODRIGUEZ LIMA & MANOJ ENUGALA

Your social security number

150-92-0265

Part I Additional Medicare Tax on Medicare Wages

1 Medicare wages and tips from Form W-2, box 5. If you have more than one Form W-2, enter the total of the amounts from box 5	1	358,040.		
2 Unreported tips from Form 4137, line 6	2			
3 Wages from Form 8919, line 6	3			
4 Add lines 1 through 3	4	358,040.		
5 Enter the following amount for your filing status:				
Married filing jointly \$250,000				
Married filing separately \$125,000				
Single, Head of household, or Qualifying surviving spouse \$200,000	5	250,000.		
6 Subtract line 5 from line 4. If zero or less, enter -0-	6			108,040.
7 Additional Medicare Tax on Medicare wages. Multiply line 6 by 0.9% (0.009). Enter here and go to Part II	7			972.

Part II Additional Medicare Tax on Self-Employment Income

8 Self-employment income from Schedule SE (Form 1040), Part I, line 6. If you had a loss, enter -0-	8			
9 Enter the following amount for your filing status:				
Married filing jointly \$250,000				
Married filing separately \$125,000				
Single, Head of household, or Qualifying surviving spouse \$200,000	9			
10 Enter the amount from line 4	10			
11 Subtract line 10 from line 9. If zero or less, enter -0-	11			
12 Subtract line 11 from line 8. If zero or less, enter -0-	12			
13 Additional Medicare Tax on self-employment income. Multiply line 12 by 0.9% (0.009). Enter here and go to Part III	13			

Part III Additional Medicare Tax on Railroad Retirement Tax Act (RRTA) Compensation

14 Railroad retirement (RRTA) compensation and tips from Form(s) W-2, box 14 (see instructions)	14			
15 Enter the following amount for your filing status:				
Married filing jointly \$250,000				
Married filing separately \$125,000				
Single, Head of household, or Qualifying surviving spouse \$200,000	15			
16 Subtract line 15 from line 14. If zero or less, enter -0-	16			
17 Additional Medicare Tax on railroad retirement (RRTA) compensation. Multiply line 16 by 0.9% (0.009). Enter here and go to Part IV	17			

Part IV Total Additional Medicare Tax

18 Add lines 7, 13, and 17. Also include this amount on Schedule 2 (Form 1040), line 11 (Form 1040-SS filers, see instructions), and go to Part V	18			972.
--	-----------	--	--	------

Part V Withholding Reconciliation

19 Medicare tax withheld from Form W-2, box 6. If you have more than one Form W-2, enter the total of the amounts from box 6	19	5,191.		
20 Enter the amount from line 1	20	358,040.		
21 Multiply line 20 by 1.45% (0.0145). This is your regular Medicare tax withholding on Medicare wages	21	5,192.		
22 Subtract line 21 from line 19. If zero or less, enter -0-. This is your Additional Medicare Tax withholding on Medicare wages	22			0.
23 Additional Medicare Tax withholding on railroad retirement (RRTA) compensation from Form W-2, box 14 (see instructions)	23			
24 Total Additional Medicare Tax withholding. Add lines 22 and 23. Also include this amount with federal income tax withholding on Form 1040, 1040-SR, or 1040-NR, line 25c (Form 1040-SS filers, see instructions)	24			0.

**Net Investment Income Tax—
Individuals, Estates, and Trusts**

Attach to your tax return.

Go to www.irs.gov/Form8960 for instructions and the latest information.

Name(s) shown on your tax return

ISAMAR M RODRIGUEZ LIMA & MANOJ ENUGALA

Your social security number or EIN

150-92-0265

- Part I Investment Income** Section 6013(g) election (see instructions)
 Section 6013(h) election (see instructions)
 Regulations section 1.1411-10(g) election (see instructions)

1	Taxable interest (see instructions)		1	29.
2	Ordinary dividends (see instructions)		2	93.
3	Annuities (see instructions)		3	
4a	Rental real estate, royalties, partnerships, S corporations, trusts, trades or businesses, etc. (see instructions)	4a -83,213.	4c	0.
b	Adjustment for net income or loss derived in the ordinary course of a non-section 1411 trade or business (see instructions)	4b 83,213.		
c	Combine lines 4a and 4b			
5a	Net gain or loss from disposition of property (see instructions)	5a 1,459.	5d	1,459.
b	Net gain or loss from disposition of property that is not subject to net investment income tax (see instructions)	5b		
c	Adjustment from disposition of partnership interest or S corporation stock (see instructions)	5c		
d	Combine lines 5a through 5c			
6	Adjustments to investment income for certain CFCs and PFICs (see instructions)		6	
7	Other modifications to investment income (see instructions)		7	
8	Total investment income. Combine lines 1, 2, 3, 4c, 5d, 6, and 7		8	1,581.

Part II Investment Expenses Allocable to Investment Income and Modifications

9a	Investment interest expenses (see instructions)	9a	9d	
b	State, local, and foreign income tax (see instructions)	9b		
c	Miscellaneous investment expenses (see instructions)	9c		
d	Add lines 9a, 9b, and 9c			
10	Additional modifications (see instructions)		10	
11	Total deductions and modifications. Add lines 9d and 10		11	

Part III Tax Computation

12	Net investment income. Subtract Part II, line 11, from Part I, line 8. Individuals, complete lines 13-17. Estates and trusts, complete lines 18a-21. If zero or less, enter -0-		12	1,581.
Individuals:				
13	Modified adjusted gross income (see instructions)	13 275,080.	16	1,581.
14	Threshold based on filing status (see instructions)	14 250,000.		
15	Subtract line 14 from line 13. If zero or less, enter -0-	15 25,080.		
16	Enter the smaller of line 12 or line 15			
17	Net investment income tax for individuals. Multiply line 16 by 3.8% (0.038). Enter here and include on your tax return (see instructions)		17	60.
Estates and Trusts:				
18a	Net investment income (line 12 above)	18a	20	
b	Deductions for distributions of net investment income and charitable deductions (see instructions)	18b		
c	Undistributed net investment income. Subtract line 18b from line 18a (see instructions). If zero or less, enter -0-	18c		
19a	Adjusted gross income (see instructions)	19a	21	
b	Highest tax bracket for estates and trusts for the year (see instructions)	19b		
c	Subtract line 19b from line 19a. If zero or less, enter -0-	19c		
20	Enter the smaller of line 18c or line 19c			
21	Net investment income tax for estates and trusts. Multiply line 20 by 3.8% (0.038). Enter here and include on your tax return (see instructions)			

**S Corporation Shareholder Stock and
Debt Basis Limitations**

Attach to your tax return.
Go to www.irs.gov/Form7203 for instructions and the latest information.

Name of shareholder MANOJ ENUGALA	Identifying number 790-26-2705
A Name of S corporation TECHMARK SOLUTION INC	B Employer identification number 86-1219868
C Stock block (see instructions):	
D Check applicable box(es) to indicate how stock was acquired: (1) <input type="checkbox"/> Original shareholder (2) <input type="checkbox"/> Purchased (3) <input type="checkbox"/> Inherited (4) <input type="checkbox"/> Gift (5) <input type="checkbox"/> Other:	
E Check if you have a Regulations section 1.1367-1(g) election in effect during the tax year for this S corporation <input type="checkbox"/>	

Part I Shareholder Stock Basis

1 Stock basis at the beginning of the corporation's tax year		1	0.
2 Basis from any capital contributions made or additional stock acquired during the tax year		2	
3a Ordinary business income (enter losses in Part III)	3a		
b Net rental real estate income (enter losses in Part III)	3b		
c Other net rental income (enter losses in Part III)	3c		
d Interest income	3d		
e Ordinary dividends	3e		
f Royalties	3f		
g Net capital gains (enter losses in Part III)	3g		
h Net section 1231 gain (enter losses in Part III)	3h		
i Other income (enter losses in Part III)	3i		
j Excess depletion adjustment	3j		
k Tax-exempt income	3k		
l Recapture of business credits	3l		
m Other items that increase stock basis	3m		
4 Add lines 3a through 3m		4	
5 Stock basis before distributions. Add lines 1, 2, and 4		5	0.
6 Distributions (excluding dividend distributions)		6	
Note: If line 6 is larger than line 5, subtract line 5 from line 6 and report the result as a capital gain on Form 8949 and Schedule D. See instructions.			
7 Stock basis after distributions. Subtract line 6 from line 5. If the result is zero or less, enter -0-, skip lines 8 through 14, and enter -0- on line 15		7	0.
8a Nondeductible expenses	8a		
b Depletion for oil and gas	8b		
c Business credits (sections 50(c)(1) and (5))	8c		
9 Add lines 8a through 8c		9	
10 Stock basis before loss and deduction items. Subtract line 9 from line 7. If the result is zero or less, enter -0-, skip lines 11 through 14, and enter -0- on line 15		10	
11 Allowable loss and deduction items. Enter the amount from line 47, column (c)		11	
12 Debt basis restoration (see net increase in instructions for line 23)		12	
13 Other items that decrease stock basis		13	
14 Add lines 11, 12, and 13		14	
15 Stock basis at the end of the corporation's tax year. Subtract line 14 from line 10. If the result is zero or less, enter -0-		15	0.

Part II Shareholder Debt Basis

Section A—Amount of Debt (If more than three debts, see instructions.)

Description	(a) Debt 1	(b) Debt 2	(c) Debt 3	(d) Total
	<input type="checkbox"/> Formal note <input type="checkbox"/> Open account	<input type="checkbox"/> Formal note <input type="checkbox"/> Open account	<input type="checkbox"/> Formal note <input type="checkbox"/> Open account	
16 Loan balance at the beginning of the corporation's tax year				
17 Additional loans (see instructions)				
18 Loan balance before repayment. Add lines 16 and 17				
19 Principal portion of debt repayment (this line doesn't include interest)				
20 Loan balance at the end of the corporation's tax year. Subtract line 19 from line 18				

Part II Shareholder Debt Basis *(continued)*

Section B—Adjustments to Debt Basis

Description	(a) Debt 1	(b) Debt 2	(c) Debt 3	(d) Total
21 Debt basis at the beginning of the corporation's tax year				
22 Enter the amount, if any, from line 17				
23 Debt basis restoration (see instructions)				
24 Debt basis before repayment. Add lines 21, 22, and 23				
25 Divide line 24 by line 18				
26 Nontaxable debt repayment. Multiply line 25 by line 19				
27 Debt basis before nondeductible expenses and losses. Subtract line 26 from line 24				
28 Nondeductible expenses and oil and gas depletion deductions in excess of stock basis				0.
29 Debt basis before losses and deductions. Subtract line 28 from line 27. If the result is zero or less, enter -0-				
30 Allowable losses in excess of stock basis. Enter the amount from line 47, column (d)				0.
31 Debt basis at the end of the corporation's tax year. Subtract line 30 from line 29. If the result is zero or less, enter -0-				

Section C—Gain on Loan Repayment

32 Repayment. Enter the amount from line 19				
33 Nontaxable repayments. Enter the amount from line 26				
34 Reportable gain. Subtract line 33 from line 32				

Part III Shareholder Allowable Loss and Deduction Items

Description	(a) Current year losses and deductions	(b) Carryover amounts (column (e)) from the previous year	(c) Allowable loss from stock basis	(d) Allowable loss from debt basis	(e) Carryover amounts
35 Ordinary business loss		0.			0.
36 Net rental real estate loss		0.			0.
37 Other net rental loss		0.			0.
38 Net capital loss		0.			0.
39 Net section 1231 loss		0.			0.
40 Other loss		0.			0.
41 Section 179 deductions		0.			0.
42 Charitable contributions		0.			0.
43 Investment interest expense		0.			0.
44 Section 59(e)(2) expenditures		0.			0.
45 Other deductions		0.			0.
46 Foreign taxes paid or accrued		0.			0.
47 Total loss. Add lines 35 through 46 for each column. Enter the total loss in column (c) on line 11 and enter the total loss in column (d) on line 30		0.		0.	0.

Additional Information From 2023 Federal Tax Return**Schedule C (AMAZON RETAILER STOARE): Profit or Loss from Business****Line 25****Itemization Statement**

Description	Amount
GAS	250.
INTERNET	600.
MOBILE	250.
Total	1,100.

Schedule C (INSURANCE ACCOUNTING SERVICES): Profit or Loss from Business**Line 25****Itemization Statement**

Description	Amount
GAS	350.
INTERNET	580.
Total	930.

D NOT STAPLE ANY ITEMS TO THE RETURN.

Place any required federal and AZ schedules or other documents after Form 140NR.

Arizona Form
140NR

Nonresident Personal Income Tax Return

FOR CALENDAR YEAR
2023

82F Check box 82F if filing under extension OR FISCAL YEAR BEGINNING 2023 AND ENDING 2023 66F

1 Your First Name and Middle Initial ISAMAR M		Last Name RODRIGUEZ LIMA		Enter your SSN(s)	Your Social Security Number 150 92 0265	
1 Spouse's First Name and Middle Initial (if box 4 or 6 checked) MANOJ		Last Name ENUGALA			Spouse's Social Security No. 790 26 2705	
2 Current Home Address - number and street, rural route 61 MYRTLE AVE			Apt. No. B5	Daytime Phone (with area code) 94 (516) 728-8898		
3 City, Town or Post Office IRVINGTON		State NJ	ZIP Code 07111	Last Names Used in Last Four Prior Year(s) (if different) 97		

4 <input checked="" type="checkbox"/> Married filing joint return		4a <input type="checkbox"/> Injured Spouse Protection of Joint Overpayment		REVENUE USE ONLY. DO NOT MARK IN THIS AREA. 88R		
5 <input type="checkbox"/> Head of household: Enter name of qualifying child or dependent on next line: _____						
6 <input type="checkbox"/> Married filing separate return: Enter spouse's name and Social Security Number above.						
7 <input type="checkbox"/> Single						
↓ Enter the number claimed. Do not put a check mark.						
8 <input type="checkbox"/> Age 65 or over (you and/or spouse)		If completing lines 8 and 9, also complete lines 47 and 48. For lines 10a and 10b, complete line 59.		81P PM		
9 <input type="checkbox"/> Blind (you and/or spouse)				80R RCVD		
10a <input type="checkbox"/> Dependents: Under age of 17.		10b <input type="checkbox"/> Dependents: Age 17 and over.				

11-13 Residency Status (check one): 11 Nonresident 12 Nonresident Active Military 13 Composite Return (see instructions - page 29)

(Box 10a and 10b): Dependent Information. See instructions. For more space, check the box and complete page 4.

	(a) FIRST AND LAST NAME (Do not list yourself or spouse.)	(b) SOCIAL SECURITY NUMBER	(c) RELATIONSHIP	(d) NO. OF MONTHS LIVED IN YOUR HOME IN 2023	(e) Dependent Age included in:		(f) if you did not claim this person on your federal return due to educational credits
					1 (Box 10a)	2 (Box 10b)	
10c	JOSEPH LIMA RODRIGUEZ LIMA	103-64-9276	Parent	12	<input type="checkbox"/>	<input checked="" type="checkbox"/>	<input type="checkbox"/>
10d					<input type="checkbox"/>	<input type="checkbox"/>	<input type="checkbox"/>
10e					<input type="checkbox"/>	<input type="checkbox"/>	<input type="checkbox"/>
10f					<input type="checkbox"/>	<input type="checkbox"/>	<input type="checkbox"/>

	2023 FEDERAL Amount from Federal Return	2023 ARIZONA Source Amount Only	
14 Check box 14 if married and you are the spouse of an active duty military member who qualifies for relief under the Military Spouses Residency Relief Act 14 <input type="checkbox"/>			
15 Wages, salaries, tips, etc	348,438 00	32,404	00
16 Interest	29 00	0	00
17 Dividends	93 00	0	00
18 Arizona income tax refunds.....			00
19 Business income or (loss) from federal Schedule C	-17,030 00		00
20 Gains or (losses) from federal Schedule D. See instructions for ARIZONA column	1,459 00		00
21 Rents, royalties, partnerships, estates, trusts, small business corporations from federal Schedule E...	-66,183 00		00
22 Other income reported on your federal return. Include your own schedule SEE STMT	8,274 00		00
23 Total income: Add lines 15 through 22.....	275,080 00	32,404	00
24 Other federal adjustments: Include your own schedule			00
25 Federal adjusted gross income: Subtract line 24 from line 23 in the FEDERAL column.....	275,080 00		
26 Arizona gross income: Subtract line 24 from line 23 in the ARIZONA column		32,404	00
27 Arizona income ratio: Divide line 26 by line 25, and enter the result (not over 1.000).....		0.118	
28 Small Business Income: 28S <input type="checkbox"/> check the box if you are filing Form 140NR-SBI and enter the amount from Form 140NR-SBI, line 10.....			00
29 Modified Arizona gross income. Subtract line 28 from 26.....		32,404	00
30 Total depreciation included in Arizona gross income.....			00
31 Partnership Income adjustment. See instructions			00
32 Other Additions to Income. Complete Other Additions to Arizona Gross Income schedule on page 5			00
33 Subtotal: Add lines 29, 30, 31 and 32. Enter the total.....		32,404	00
34 Total Arizona sourced net capital gain or (loss). See instructions	0 00		
35 Total net short-term capital gain or (loss) included on line 20, ARIZONA column.....			00
36 Total net long-term capital gain or (loss) included on line 20, ARIZONA column	0 00		
37 Net long-term capital gain from assets acquired after December 31, 2011. See instructions	0 00		
38 Multiply line 37 by 25% (.25) and enter the result.....		0	00
39 Net capital gain derived from investment in qualified small business			00
40 Recalculated Arizona depreciation.....			00
41 Partnership Income adjustment. See instructions			00
42 Subtract lines 38 through 41 from line 33. Enter the difference.....		32,404	00

Your Name (as shown on page 1) **ISAMAR M RODRIGUEZ LIMA & MANOJ ENUGALA** Your Social Security Number **150-92-0265**

Subtractions cont. from page 1	43	Interest on U.S. obligations such as U.S. savings bonds and treasury bills.....	43		00
	44	Agricultural crops contributed to Arizona charitable organizations.....	44		00
	45	Other Subtractions from Income: Complete <i>Other Subtractions from Arizona Gross Income</i> schedule on page 6.....	45		00
	46	Subtract lines 43, 44 and 45 from line 42. Enter the difference.....	46	32,404	00
Exemptions	47	Age 65 or over: Multiply the number in box 8 by \$2,100.....	47		00
	48	Blind: Multiply the number in box 9 by \$1,500.....	48		00
	49	Other Exemptions: See instructions.....49E <input type="checkbox"/> Multiply the number in box 49E by \$2,300.....	49		00
	50	Add lines 47, 48, and 49. Enter the total.....	50		00
	51	Multiply line 50 by the Arizona ratio on line 27.....	51		00
Balance of Tax	52	Arizona adjusted gross income: Subtract line 51 from line 46. If less than zero, enter "0".....	52	32,404	00
	53	Deductions: Check box and enter amount. See instructions..... 53I <input type="checkbox"/> ITEMIZED 53S <input checked="" type="checkbox"/> STANDARD	53	3,269	00
	54	If you checked box 53S and claim charitable contributions, check 54C <input type="checkbox"/> Complete page 3. See instructions.....	54		00
	55	Arizona taxable income: Subtract lines 53 and 54 from line 52. If less than zero, enter "0".....	55	29,135	00
	56	Tax: Multiply line 55 by 2.5% (.025). Enter the result.....	56	728	00
	57	Tax from recapture of credits from Arizona Form 301, Part 2, line 31.....	57		00
	58	Subtotal of tax: Add lines 56 and 57. Enter the total.....	58	728	00
	59	Dependent Tax Credit. See instructions.....	59	3	00
	60	Nonrefundable credits from Arizona Form 301, Part 2, line 62.....	60		00
	61	balance of tax: Subtract lines 59 and 60 from line 58. If the sum of lines 59 and 60 is more than line 58, enter "0".....	61	725	00
Total Payments and Refundable Credits	62	2023 AZ income tax withheld.....	62	648	00
	63	2023 AZ estimated tax payments..63a <input type="checkbox"/> 00 Claim of Right 63b <input type="checkbox"/> 00 Add 63a and 63b.	63c		00
	64	2023 AZ extension payment (Form 204).....	64		00
	65	Other refundable credits: Check the box(es) and enter the total amount.....651 <input type="checkbox"/> 308-I 652 <input type="checkbox"/> 334 653 <input type="checkbox"/> 349	65		00
66	Total payments and refundable credits: Add lines 62 through 65. Enter the total.....	66	648	00	
Tax Due or Overpayment	67	TAX DUE: If line 61 is larger than line 66, subtract line 66 from line 61. Enter amount of tax due. Skip lines 68, 69 and 70.....	67	77	00
	68	OVERPAYMENT: If line 66 is larger than line 61, subtract line 61 from line 66. Enter amount of overpayment.....	68		00
	69	Amount of line 68 to be applied to 2024 estimated tax.....	69		00
	70	Balance of overpayment: Subtract line 69 from line 68. Enter the difference.....	70		00
Voluntary Gifts	71 - 81 Voluntary Gifts to:				
		Solutions Teams Assigned to Schools.....	71		00
		Arizona Wildlife.....	72		00
	73	Child Abuse Prevention.....	73		00
		Domestic Violence Services.....	74		00
		Political Gift.....	75		00
	76	Neighbors Helping Neighbors.....	76		00
		Special Olympics.....	77		00
	Veterans' Donations Fund.....	78		00	
	Sustainable State Parks and Road Fund.....	80		00	
	Spay/Neuter of Animals.....	81		00	
82	Political Party (if amount is entered on line 75 - check only one): 821 <input type="checkbox"/> Democratic 822 <input type="checkbox"/> Libertarian 823 <input type="checkbox"/> Republican	82			
Penalty	83	Estimated payment penalty.....	83		00
	84	841 <input type="checkbox"/> Annualized/Other 842 <input type="checkbox"/> Farmer or Fisherman 843 <input type="checkbox"/> Form 221 included	84		
	85	Add lines 71 through 81 and 83. Enter the total.....	85		00
Refund or Amount Owed	86	REFUND: Subtract line 85 from line 70. If less than zero, enter amount owed on line 87.....	86		00
	87	AMOUNT OWED: Add lines 67 and 85. Make check payable to Arizona Department of Revenue; write your SSN, 140NR on payment.....	87	77	00

Under penalties of perjury, I declare that I have read this return and any documents with it, and to the best of my knowledge and belief, they are true, correct and complete. Declaration of preparer (other than taxpayer) is based on all information of which preparer has any knowledge.

PLEASE SIGN HERE

YOUR SIGNATURE _____ DATE _____ QUALITY MANAGER
OCCUPATION _____

SPOUSE'S SIGNATURE _____ DATE _____ SOFTWARE ENGINEER
SPOUSE'S OCCUPATION _____

SYAM PRIYA RAM SAGAR GUPTA TALLAM 03072024 GLOBAL TAXES LLC
PAID PREPARER'S SIGNATURE DATE FIRM'S NAME (PREPARER'S IF SELF-EMPLOYED)

245 ROONEY CT 84-3171965
PAID PREPARER'S STREET ADDRESS PAID PREPARER'S TIN

E BRUNSWICK NJ 08816 (678) 965-9522
PAID PREPARER'S CITY STATE ZIP CODE PAID PREPARER'S PHONE NUMBER

Additional Information From Form 140NR: Nonresident Personal Return**Form 140NR: Nonresident Personal Return****Other Income Reported on Federal Return****Continuation Statement**

Description	Amount
Nonemployee compensation from 1099-NEC	8,274

Your First Name and Middle Initial 1 ISAMAR		Last Name RODRIGUEZ LIMA		Enter your SSN(s).	Your Social Security Number 150 92 0265	
Spouse's First Name and Middle Initial 1 MANOJ		Last Name ENUGALA			Spouse's Social Security No. 790 26 2705	
Current Home Address - number and street, rural route 2 61 MYRTLE AVE			Apt. No. B5	Daytime Phone (with area code) 94 (516) 728-8898		
City, Town or Post Office 3 IRVINGTON			State NJ	ZIP Code 07111		

REVENUE USE ONLY. DO NOT MARK IN THIS AREA.

88

81 PM **80** RCVD

Please indicate the filing status below:

Married filing joint return

Head of household: Enter name of qualifying child or dependent on next line.

Married filing separate return: Enter spouse's name and Social Security Number above.

Single

Enter the amount of payment enclosed..... \$

77	00
----	----

If you are mailing this payment

To ensure proper application of this payment, be sure that you:

- ✓ Do **not** send cash.
- ✓ Make your check or money order payable to Arizona Department of Revenue.
- ✓ Write your SSN, "2023 Tax" and 140 on your payment.
- ✓ Include your payment with this form.
- ✓ **Mail to** Arizona Department of Revenue, PO Box 29085, Phoenix, AZ 85038-9085.


If you are making an electronic payment

You can make this 140V payment by eCheck or credit card!
American Express ♦ Visa ♦ Discover Card ♦ MasterCard

www.AZTaxes.gov

- ✓ Click on "Make a Payment" and select "140V" as the Payment Type.
- ✓ Do not mail this form. We will apply this payment to your account.

NOTE: To avoid interest and penalties you must pay the full amount of your tax by April 15, 2024. You will not receive an additional notice from the Arizona Department of Revenue unless an error exists with your return.



0130201010

2023 NJ-1040-V PAYMENT VOUCHER

Payment by Credit Card

You may pay your 2023 New Jersey income taxes or make payment of estimated tax for 2024 by credit card by visiting the Division's website at nj.gov/taxation.

Payment by E-Check

You may pay your 2023 New Jersey income taxes or make a payment of estimated tax for 2024 by e-check. This option is available on the Division's Website at: nj.gov/taxation. Taxpayers who do not have access to the Internet can make a payment by calling the Division's Customer Service Call Center at 609-292-6400. **Do not use the payment voucher if you pay your taxes by e-check.**

Payment by Check

If you are paying your 2023 New Jersey income taxes, with your return, by check, be sure to enclose the payment voucher printed below with your check or money order. Mail to: State of New Jersey, Division of Taxation, Revenue Processing Center, PO Box 111, Trenton, NJ 08645-0111.

If you are paying your 2023 New Jersey income taxes, separate from your return, by check, be sure to enclose the payment voucher printed below with your check or money order. Mail to: State of New Jersey, Division of Taxation, Revenue Processing Center, PO Box 643, Trenton, NJ 08646-0643.

If you are making your first installment payment of estimated tax for 2024, use separate checks or money orders for each payment. Send your 2024 estimated tax payment with a NJ-1040-ES voucher to: State of New Jersey, Division of Taxation, Revenue Processing Center, PO Box 222, Trenton, NJ 08646-0222.

DO NOT CUT THIS PAGE

New Jersey Gross Income Tax
Resident Payment Voucher
NJ-1040-V

150-92-0265 RODR 790-26-2705
RODRIGUEZ LIMA ISAMAR M & ENUGALA MAN
61 MYRTLE AVE APT B5
IRVINGTON NJ 07111

1555 2023

Make your check payable to "State of New Jersey – TGI".
Write your Social Security number and tax year on your check.

State of New Jersey
Division of Taxation
Revenue Processing Center
PO Box 643
Trenton, NJ 08646-0643

Enter amount of payment here:

4355.00




2023 NJ-1040
New Jersey Resident Income Tax Return

For Privacy Act Notification, See Instructions

1555

NJ-1040
2023
Page 1



040MP01230

Your Social Security Number (required)
150920265

Last Name, First Name, Initial (Joint Filers enter first name and middle initial of each. Enter spouse's/CU partner's last name ONLY if different.)
RODRIGUEZ LIMA ISAMAR M & ENUGALA MANOJ

Spouse's/CU Partner's SSN (if filing jointly)
790262705

County/Municipality Code (See Table page 50)
0709

Home Address (Number and Street, including apartment number)
61 MYRTLE AVE APT B5

City, Town, Post Office
IRVINGTON

State ZIP Code
NJ 07111

Driver's License Number (Voluntary) (See instructions)
E59945160005931

- Federal extension filed.
- The address above is a foreign address.
- Your address has changed.
- Death certificate is enclosed.
- Do not want a paper form next year.
- I authorize the Division of Taxation to discuss my return and enclosures with my preparer.
- NJ-1040-O is enclosed.


Gubernatorial Elections Fund Note: This does not reduce your refund or increase your balance due.

Do you want to designate \$1 to the Gubernatorial Elections Fund?	You	Yes	No
If joint return, does your spouse want to designate \$1?	Spouse/CU Partner	Yes	No

Direct Deposit Information

dd1. Direct deposit indicator (1 for direct deposit, 4 for no direct deposit)	dd1.	4
dd2. Account type (C for checking, S for savings)	dd2.	
dd3. Fill in the checkbox if the direct deposit is going to an account outside the United States	dd3.	
dd4. Routing number	dd4.	
dd5. Account number	dd5.	





Name(s) as shown on Form NJ-1040
RODRIGUEZ LIMA ISAMAR M & ENUGALA MANOJ

Your Social Security Number
150920265

1555

Part-year residents, provide months/days you were a New Jersey resident during 2023:
From: To:

Fiscal year filers only:
Enter month of your year end 2 0 2 4

Filing Status
Fill in only one.

- 1. Single
- 2. Married/CU Couple, filing joint return
- 3. Married/CU Partner, filing separate return
- 4. Head of Household Enter spouse's/CU partner's SSN
- 5. Qualifying Widow(er)/Surviving CU Partner
Indicate the year of your spouse's/CU partner's death: 2021 2022


Exemptions

Fill in the ovals that apply. You must enter a total in the boxes to the right and complete the calculation.

6. Regular	<input checked="" type="checkbox"/>	Self	<input checked="" type="checkbox"/>	Spouse/CU Partner	Domestic Partner	2	x \$1,000 =	<u>2000</u>
7. Senior 65+ (Born in 1958 or earlier)		Self		Spouse/CU Partner			x \$1,000 =	_____
8. Blind/Disabled		Self		Spouse/CU Partner			x \$1,000 =	_____
9. Veteran		Self		Spouse/CU Partner			x \$6,000 =	_____
10. Qualified Dependent Children							x \$1,500 =	_____
11. Other Dependents						1	x \$1,500 =	<u>1500</u>
12. Dependents Attending Colleges (See instructions)							x \$1,000 =	_____
13. Total Exemption Amount (Add totals from the lines at 6 through 12)							13.	<u>3500</u> .

14. Dependent Information. Provide the following information for each dependent.

	Last Name, First Name, Middle Initial	Social Security Number	Birth Year	No Health Insurance
a.	<u>RODRIGUEZ LIMA, JOSEPH LIMA</u>	<u>103649276</u>	<u>1962</u>	
b.	_____			
c.	_____			
d.	_____			



040MP03230

Name(s) as shown on Form NJ-1040

RODRIGUEZ LIMA ISAMAR M & ENUGALA MANOJ

Your Social Security Number

150920265

1555

15. Wages, salaries, tips, and other employee compensation (State wages from Box 16 of enclosed W-2(s)) (See instructions)	15.	351625	.
16a. Taxable interest income (Enclose federal Schedule B if over \$1,500) (See instructions)	16a.	29	.
16b. Tax-exempt interest income (Enclose Schedule) (See instructions) Do not include on line 16a	16b.	.	.
17. Dividends	17.	93	.
18. Net profits from business (Schedule NJ-BUS-1, Part I, line 4) (Enclose federal Schedule C)	18.	.	.
19. Net gains or income from disposition of property (Schedule NJ-DOP, line 4)	19.	2791	.
20a. Taxable pensions, annuities, and IRA distributions/withdrawals (See instructions)	20a.	.	.
20b. Excludable pension, annuity, and IRA distributions/withdrawals	20b.	.	.
21. Distributive Share of Partnership Income (Schedule NJ-BUS-1, Part II, line 4) (Enclose Schedule NJK-1 or federal Schedule K-1)	21.	.	.
22. Net pro rata share of S Corporation Income (Schedule NJ-BUS-1, Part III, line 4) (Enclose Schedule NJ-K-1 or federal Schedule K-1)	22.	.	.
23. Net gains or income from rents, royalties, patents, and copyrights (Schedule NJ-BUS-1, Part IV, line 4)	23.	.	.
24. Net gambling winnings (See instructions)	24.	.	.
25. Alimony and separate maintenance payments received	25.	.	.
26. Other (Enclose documents) (See instructions)	26.	8274	.
27. Total Income (Add lines 15, 16a, 17 through 20a, and 21 through 26)	27.	362812	.
28a. Pension/Retirement Exclusion (See instructions)	28a.	.	.
28b. Other Retirement Income Exclusion (See Worksheet D and instructions pages 19-20)	28b.	.	.
28c. Total Exclusion Amount (Add lines 28a and 28b)	28c.	.	.
29. New Jersey Gross Income (Subtract line 28c from line 27) (See instructions)	29.	362812	.
30. Exemption Amount (Enter amount from line 13. Part-year residents see instr.)	30.	3500	.
31. Medical Expenses (See Worksheet F and instructions)	31.	.	.
32. Alimony and separate maintenance payments (See instructions)	32.	.	.
33. Qualified Conservation Contribution	33.	.	.
34. Health Enterprise Zone Deduction	34.	.	.
35. Alternative Business Calculation Adjustment (Schedule NJ-BUS-2, line 11)	35.	0	.
36. Organ/Bone Marrow Donation Deduction (See instructions)	36.	.	.
37a. NJBEST Deduction	37a.	.	.
37b. NJCLASS Deduction	37b.	.	.
37c. NJ Higher Ed. Tuition Deduction	37c.	.	.
38. Total Exemptions and Deductions (Add lines 30 through 37c)	38.	3500	.
39. Taxable Income (Subtract line 38 from line 29)	39.	359312	.
40a. Total Property Taxes (18% of Rent) Paid (See instructions page 25)	40a.	.	.
40b. Indicate your residency status during 2023 (fill in only one)			
	Homeowner	Tenant	Both
41. Property Tax Deduction (From Worksheet H) (See instructions)	41.	.	.
42. New Jersey Taxable Income (Subtract line 41 from line 39)	42.	359312	.
43. Tax on amount on line 42 (Tax Table page 52)	43.	18846	.
44. Credit For Income Taxes Paid to Other Jurisdictions (Enclose Schedule NJ-COJ) (See instructions)	44.	725	.
Enter Code		03	
45. Balance of Tax (Subtract line 44 from line 43)	45.	18121	.
46. Sheltered Workshop Tax Credit	46.	.	.
47. Gold Star Family Counseling Credit (See instructions)	47.	.	.
48. Credit for Employer of Organ/Bone Marrow Donor (See instructions)	48.	.	.
49. Total Credits (Add lines 46 through 48)	49.	.	.
50. Balance of Tax After Credits (Subtract line 49 from line 45) If zero or less, make no entry	50.	18121	.
51. Use Tax Due on Internet, Mail-Order, or Other Out-of-State Purchases (See instructions) If no Use Tax, enter 0	51.	0	.
52. Interest on Underpayment of Estimated Tax	52.	.	.
Fill in if Form NJ-2210 is enclosed			
53a. Fill in if anyone in your tax household does not currently have health insurance. (Enclose NJ-EZ Enroll form) (See instructions)	53a.	.	.



Name(s) as shown on Form NJ-1040
RODRIGUEZ LIMA ISAMAR M & ENUGALA MANOJ

Your Social Security Number
150920265 1555

53b. If you indicated at line 53a that someone in your tax household does not have health insurance, fill in to allow Get Covered New Jersey to assist with obtaining coverage (See instructions)	53b.	
53c. Shared Responsibility Payment (See instructions) REQUIRED Enclose Schedule NJ-HCC and fill in <input checked="" type="checkbox"/>	53c.	0 .
54. Total Tax Due (Add lines 50 through 53c)	54.	18121 .
55. Total NJ Income Tax Withheld (Enclose Forms W-2 and 1099) (Part-year residents, see instructions)	55.	13474 .
56. Property Tax Credit (See instructions page 24)	56.	. .
57. New Jersey Estimated Tax Payments/Credit from 2022 tax return	57.	. .
58. New Jersey Earned Income Tax Credit (See instructions) Fill in if you had the IRS calculate your federal earned income credit Fill in if you are a CU couple claiming the NJ Earned Income Tax Credit	58.	. .
59. Excess New Jersey UI/WF/SWF Withheld (Enclose Form NJ-2450) (See instructions)	59.	231 .
60. Excess New Jersey Disability Insurance Withheld (Enclose Form NJ-2450) (See instructions)	60.	. .
61. Excess New Jersey Family Leave Insurance Withheld (Enclose Form NJ-2450) (See instructions)	61.	61 .
62. Wounded Warrior Caregivers Credit (See instructions)	62.	. .
63. Pass-Through Business Alternative Income Tax Credit (See instructions)	63.	. .
64. Child and Dependent Care Credit (See instructions) Fill in if you are a CU couple claiming the Child and Dependent Care Credit	64.	. .
65. New Jersey Child Tax Credit (See instructions) Number of dependents age 5 or younger on 12/31/2023	65.	. .
66. Total Withholdings, Credits, and Payments (Add lines 55 through 65)	66.	13766 .
67. If line 66 is less than line 54, you have tax due. Subtract line 66 from line 54 and enter the amount you owe If you owe tax, you can still make a donation on lines 70 through 77.	67.	4355 .
68. If the total on line 66 is more than line 54, you have an overpayment. Subtract line 54 from line 66 and enter the overpayment	68.	. .
69. Amount from line 68 you want to credit to your 2024 tax	69.	. .
70. Contribution to N.J. Endangered Wildlife Fund	70.	. .
71. Contribution to N.J. Children's Trust Fund to Prevent Child Abuse	71.	. .
72. Contribution to N.J. Vietnam Veterans' Memorial Fund	72.	. .
73. Contribution to N.J. Breast Cancer Research Fund	73.	. .
74. Contribution to U.S.S. New Jersey Educational Museum Fund	74.	. .
75. Other Designated Contribution (See instructions) Enter Code	75.	. .
76. Other Designated Contribution (See instructions) Enter Code	76.	. .
77. Other Designated Contribution (See instructions) Enter Code	77.	. .
78. Total Adjustments to Tax Due/Overpayment amount (Add lines 69 through 77)	78.	. .
79. Balance due (If line 67 is more than zero, add line 67 and line 78)	79.	4355 .
80. Refund amount (If line 68 is more than zero, subtract line 78 from line 68)	80.	. .

Under penalties of perjury, I declare that I have examined this Income Tax return, including accompanying schedules and statements, and to the best of my knowledge and belief, it is true, correct, and complete. If prepared by a person other than the taxpayer, this declaration is based on all information of which the preparer has any knowledge.

Your Signature Date _____ Spouse's/CU Partner's Signature (required if filing jointly) Date _____
Paid Preparer's Signature Federal Identification Number

SYAM PRIYA RAM SAGAR GUPTA TALLAM P02082703

Firm's Name Firm's Federal Employer Identification Number
GLOBAL TAXES LLC 84-3171965

Tax Due Address
Enclose payment along with the NJ-1040-V payment voucher and tax return. Use the labels provided with the envelope and mail to:
State of New Jersey
Division of Taxation
Revenue Processing Center - Payments
PO Box 111
Trenton, NJ 08645-0111
Include Social Security number and make check or money order payable to:
State of New Jersey - TGI
You can also make a payment on our website:
nj.gov/taxation

Refund or No Tax Due Address
Use the labels provided with the envelope and mail to:
New Jersey Division of Taxation
Revenue Processing Center - Refunds
PO Box 555
Trenton, NJ 08647-0555

Schedule NJ-DOP

Net Gains or Income From Disposition of Property

2023

List the net gains or income, less net loss, derived from the sale, exchange, or other disposition of property including real or personal whether tangible or intangible as reported on federal Schedule D.						
	(a)	(b)	(c)	(d)	(e)	(f)
1.	Kind of property and description	Date acquired (mm/dd/yyyy)	Date sold (mm/dd/yyyy)	Gross sales price	Cost or other basis as adjusted (see instructions) and expense of sale	Gain or (loss) (d minus e)
	ROBINHOOD SECURITIES LLC	01/01/2023	12/31/2023	31,276.	28,866.	2,410.
	Robinhood Crypto LLC	01/01/2023	12/31/2023	710.	780.	-70.
	COINBASE	01/01/2023	12/31/2023	807.	100.	707.
	ROBINHOOD SECURITIES LLC	01/01/2022	12/31/2023	1,195.	1,323.	-128.
	Robinhood Crypto LLC	01/01/2023	12/31/2023	771.	1,187.	-416.
	Robinhood Crypto LLC	01/01/2022	12/31/2023	288.	0.	288.
2.	Capital Gains Distributions					
3.	Other Net Gains					
4.	Net Gains (Add lines 1, 2, and 3.) (Enter here and on line 19. If loss, enter zero here and make no entry on line 19.)					2,791.

Schedule NJ-WWC

Wounded Warrior Caregivers Credit

2023

<p>Did you provide care for a relative who was a qualifying armed services member (see instructions)? <input type="radio"/> Yes <input type="radio"/> No</p> <p>If "Yes," enter the name and Social Security number of the qualifying service member.</p> <p style="text-align: center;">_____</p> <p style="display: flex; justify-content: space-between;"> Last Name, First Name, Initial Social Security number </p> <p>Enter your relationship to the qualifying service member.</p> <p>_____</p> <p>If "No," you are not eligible for a Wounded Warrior Caregivers Credit. Make no entry on line 62, NJ-1040.</p>			
1. Enter the federal disability compensation of the armed services member	1.		
2. Maximum credit allowed	2.	675	00
3. Enter the lesser of line 1 or line 2	3.		
4. Were you the only caregiver for this service member during the tax year? <input type="radio"/> Yes <input type="radio"/> No If "No," enter your share (percentage) of the total care expenses for the year.	4.		%
5. If you answered "Yes" at line 4, enter the amount from line 3 here and on line 62, NJ-1040. If you answered "No" at line 4, multiply the amount on line 3 by the percentage on line 4. Enter the result here and on line 62, NJ-1040	5.		

Keep a copy of this schedule for your records

Schedule NJ-BUS-1
(Form NJ-1040)

New Jersey Gross Income Tax
Business Income Summary Schedule

2023

Part I Net Profits From Business List the net profit (loss) from business(es). See instructions.

	Business Name	Social Security Number/ Federal EIN	Profit or (Loss)
1.	PRIMECHOICE ONE LLC	934776146	-10,890.
2.	PROCURE HEALTH SERVICES LLC	932950458	-7,890.
3.			
4.	Net Profit or (Loss). (Add lines 1, 2, and 3.) (Enter here and on line 18, NJ-1040. If loss, make no entry on line 18.)		-18,780.

Part II Distributive Share of Partnership Income List the distributive share of income (loss) from partnership(s). See instructions.

	Partnership Name	Federal EIN	Share of Partnership Income or (Loss)	Share of Pass-Through Business Alternative Income Tax
1.				
2.				
3.				
4.	Distributive Share of Partnership Income or (Loss). (Add lines 1, 2, and 3.) (Enter here and on line 21, NJ-1040. If loss, make no entry on line 21.)		4.	
5.	Total Share of Pass-Through Business Alternative Income Tax (Add lines 1, 2, and 3.) (Enter here and include on line 63, NJ-1040.)		5.	

Part III Net Pro Rata Share of S Corporation Income List the pro rata share of income (usable loss) from S corporation(s). See instructions.

	S Corporation Name	Federal EIN	Pro Rata Share of S Corporation Income or (Usable Loss)	Share of Pass-Through Business Alternative Income Tax
1.	TECHMARK SOLUTION INC	861219868	-76,575.	
2.				
3.				
4.	Net Pro Rata Share of S Corporation Income or (Usable Loss). (Add lines 1, 2, and 3.) (Enter here and on line 22, NJ-1040. If loss, make no entry on line 22.)		4. -76,575.	
5.	Total Share of Pass-Through Business Alternative Income Tax (Add lines 1, 2, and 3.) (Enter here and include on line 63, NJ-1040)		5.	

Part IV Net Gains or Income From Rents, Royalties, Patents, and Copyrights List the net gains or net income, less net loss, derived from or in the form of rents, royalties, patents, and copyrights. See instructions.
Type of Property:
1 – Rental real estate 2 – Royalties 3 – Patents 4 – Copyrights

	Source of Income or Loss. If rental real estate, enter physical address of property.	Social Security Number/ Federal EIN	Type – Enter number from list above	Income or (Loss)
1.				
2.				
3.				
4.	Net Income or (Loss). (Add lines 1, 2, and 3.) (Enter here and on line 23, NJ-1040. If loss, make no entry on line 23.)			4.

Keep a copy of this schedule for your records

Schedule NJ-BUS-2
 (Form NJ-1040)

New Jersey Gross Income Tax
 Alternative Business Calculation Adjustment

2023

Part I Income (Loss)		Column A			Column B		
		Reportable Regular Business Income			Alternative Business Income (Loss)		
1.	Net Profits From Business	1a.	0.	1b.	-18,780.		
2.	Distributive Share of Partnership Income	2a.	0.	2b.	0.		
3.	Net Pro Rata Share of S Corporation Income	3a.	0.	3b.	-76,575.		
4.	Net Gain or Income From Rents, Royalties, Patents, and Copyrights	4a.	0.	4b.	0.		
5.	Loss Carryforward From Tax Year 2022			5b.	()		
6.	Totals	6a.	0.	6b.	-95,355.		
Part II Adjustment Calculation							
7.	Total Regular Business Income	7.	0.				
8.	Total Alternative Business Income/(Loss) (If loss, enter zero)	8.	0.				
9.	Business Increment (Subtract line 8 from line 7)	9.	0.				
10.	Adjustment Percentage	10.	0.50				
11.	Alternative Business Calculation Adjustment (Line 9 x 0.50)	11.	0.				
Part III Loss Carryforward to Tax Year 2024							
12.	Loss Carryforward to Tax Year 2024	12.	(95,355.)		

Instructions

- Line 1a. Enter the amount from line 18, Form NJ-1040.
- Line 1b. Enter the amount from Part I, line 4, Schedule NJ-BUS-1 (Form NJ-1040).
- Line 2a. Enter the amount from line 21, Form NJ-1040.
- Line 2b. Enter the amount from Part II, line 4, Schedule NJ-BUS-1 (Form NJ-1040).
- Line 3a. Enter the amount from line 22, Form NJ-1040.
- Line 3b. Enter the amount from Part III, line 4, Schedule NJ-BUS-1 (Form NJ-1040).
- Line 4a. Enter the amount from line 23, Form NJ-1040.
- Line 4b. Enter the amount from Part IV, line 4, Schedule NJ-BUS-1 (Form NJ-1040).
- Line 5b. Enter the amount from line 12 of your 2022 Schedule NJ-BUS-2 (Form NJ-1040).
- Line 6a. Enter the total of lines 1a through 4a.
- Line 6b. Enter the total of lines 1b through 5b, netting gains with losses.
- Line 7. Enter the amount from line 6a of this schedule.
- Line 8. Enter the amount from line 6b of this schedule. If loss, enter zero here.
- Line 9. Subtract line 8 from line 7. If the result is zero, enter zero on line 11 and continue with line 12.
- Line 10. The adjustment percentage for Tax Year 2023 is 50% (0.50).
- Line 11. Multiply the amount on line 9 by 50% (0.50). Enter here and on line 35 of Form NJ-1040.
- Line 12. If the amount on line 6b is a loss, enter the amount of the loss on this line. Otherwise, enter zero.

Name(s) as shown on Form NJ-1040

Social Security Number

Form NJ-2450**Employee's Claim for Credit For Excess UI/WF/SWF,
Disability Insurance, and/or Family Leave
Insurance Contributions for Calendar Year 2023****2023**

To claim this credit, you must complete the items below using the information from your W-2 forms. Enclose this form and the W-2s with your New Jersey State Income Tax return. Any items not substantiated by a W-2 or any information that is incomplete will cause the claim to be rejected. The amount withheld for unemployment insurance/workforce development partnership fund/supplemental workforce fund, disability insurance, and family leave insurance must be reported separately on all W-2 statements.

Note on Joint NJ-1040 return: Each spouse/CU partner must file a separate Form NJ-2450 when claiming a refund for excess contributions.

Claimant Name: ENUGALA MANOJ Claimant SSN: 790-26-2705

Address: 61 MYRTLE AVE APT B5

City: IRVINGTON State: NJ ZIP Code: 07111

Take All Information From Your W-2 Forms. If the amount deducted by any one employer exceeds the maximum for either UI/WF/SWF, disability insurance, or family leave insurance, enter the maximum in the appropriate column(s) and contact that employer for a refund of the balance of the deduction.		Column A UI/WF/SWF Deducted	Column B Disability Insurance Deducted	Column C Family Leave Insurance Deducted
1A.	Employer's Name <u>INFOSYS LIMITED</u> Fed. Emp. I.D.# <u>58-1760235</u> Private Plan#: _____ Wages: <u>33,194.</u>			
B	Employer's Name <u>COGNIZANT TECHNOLOGY</u> Fed. Emp. I.D.# <u>13-3924155</u> Private Plan#: _____ Wages: <u>124,706.</u>	<u>174.68</u>		<u>75.00</u>
C.	Employer's Name <u>RAILROAD19 INC</u> Fed. Emp. I.D.# <u>81-4039219</u> Private Plan#: _____ Wages: <u>112,017.</u>	<u>174.00</u>		<u>72.00</u>
D.	Employer's Name <u>TRINET HR III, INC.</u> Fed. Emp. I.D.# <u>48-1304650</u> Private Plan#: _____ Wages: <u>12,533.</u>	<u>57.00</u>		<u>8.00</u>
E.	Employer's Name <u>TECHMARK SOLUTIONS INC</u> Fed. Emp. I.D.# <u>86-1219868</u> Private Plan#: _____ Wages: <u>15,231.</u>			
F.	*If additional space is required, enclose a rider and enter the total on this line.			
2.	Total Deducted. Add lines 1A through 1F. Enter here.	<u>405.68</u>		<u>155.00</u>
3.	Correct UI/WF/SWF, Disability Insurance, and/or Family Leave Deductions.	<u>174.68</u>		<u>94.08</u>
4.	Subtract line 3 column A from line 2 column A. Enter on line 59 of the NJ-1040.	<u>231.</u>		
5.	Subtract line 3 column B from line 2 column B. There were no employee disability insurance contributions required for 2023. If an employer withheld contributions, contact that employer for a refund. (See instructions).			
6.	Subtract line 3 column C from line 2 column C. Enter on line 61 of the NJ-1040.			<u>61.</u>

I hereby apply for a credit for worker contributions deducted in excess of \$174.68 for NJ UI/WF/SWF and/or in excess of \$94.08 for NJ Family Leave Insurance deductions by reason of having received wages from two or more employers during the above calendar year and hereby submit the following statement of wages and deductions.

Claimant's Signature: _____ Date: _____

REQUIRED

If your income on line 29 is above the filing threshold, you **must** submit this schedule with your return.

Name(s) as shown on Form NJ-1040 RODRIGUEZ LIMA ISAMAR M & ENUGALA MANOJ	Social Security Number 150-92-0265
---	---------------------------------------

Schedule NJ-HCC

Health Care Coverage

2023

If your income on line 29 is at or below the filing threshold (see instructions), do not complete this schedule.

Part I

Did you and, if applicable, all members of your tax household, have minimum essential health coverage for every month in 2023? (See instructions for line 53c, NJ-1040.) Part-year residents include only months as a New Jersey resident.

- Yes. You do not owe a shared responsibility payment. Fill in the oval at line 53c, NJ-1040, and enclose this schedule with your return.
- No. Continue to Part II.

If you or any member of your tax household does not **currently** have minimum essential health coverage, also complete the NJ-EZ Enroll form. (See instructions for lines 53a and 53b, NJ-1040.)

Part II

Enter the name and Social Security number for each member of your tax household. Check the box for every month each person had minimum essential health coverage or qualified for an exemption (part-year residents include only months as a New Jersey resident). If an individual qualified for an exemption, enter the exemption number. (See instructions for line 53c, NJ-1040.) If an individual has more than one exemption number, check the box. If you need more space, enclose a statement listing any additional individuals.

		Jan	Feb	Mar	Apr	May	Jun	Jul	Aug	Sep	Oct	Nov	Dec
Name	Social Security Number												
Exemption number:	<input type="text"/>	Check box if this individual has more than one exemption number <input type="checkbox"/>											

		Jan	Feb	Mar	Apr	May	Jun	Jul	Aug	Sep	Oct	Nov	Dec
Name	Social Security Number												
Exemption number:	<input type="text"/>	Check box if this individual has more than one exemption number <input type="checkbox"/>											

		Jan	Feb	Mar	Apr	May	Jun	Jul	Aug	Sep	Oct	Nov	Dec
Name	Social Security Number												
Exemption number:	<input type="text"/>	Check box if this individual has more than one exemption number <input type="checkbox"/>											

		Jan	Feb	Mar	Apr	May	Jun	Jul	Aug	Sep	Oct	Nov	Dec
Name	Social Security Number												
Exemption number:	<input type="text"/>	Check box if this individual has more than one exemption number <input type="checkbox"/>											

		Jan	Feb	Mar	Apr	May	Jun	Jul	Aug	Sep	Oct	Nov	Dec
Name	Social Security Number												
Exemption number:	<input type="text"/>	Check box if this individual has more than one exemption number <input type="checkbox"/>											

Other Income Statement
NJ-1040 or NJ-1040NR, line 26

2023

Name RODRIGUEZ LIMA ISAMAR M & ENUGALA MANOJ	Social Security No. 150-92-0265
---	------------------------------------

	Income from all sources	Income attributed to New Jersey (part-year resident or non-resident only)
1 Prizes and awards (enter source): _____ _____		
2 Income in respect of a decedent (Enter name and social security number of the deceased): _____ _____		
3 Income from estates and trusts: _____ _____		
4 Scholarships and fellowships (Enter name and identification number of grantor): _____ _____		
5 Alternative Trade Adjustment Assistance payments: _____ _____		
6 Residential rental value or allowance paid by employer (enter name and identification number): _____ _____		
7 Jury duty pay		
8 Bartering income		
9 Other income on Form 1099-K (payment network transactions) . .		
10 Substitute payments		
11 Income from REMICS		
12 Reimbursement for deducted medical expenses		
13 Recoveries of bad debts		
14 Income from the rental of personal property		
15 Income from "not for profit" activities (hobbies):		
16 Other: Non-Employee Compensation from 1099-MISC box 7	8,274.	
17 Total Enter on line 26 of NJ-1040 or NJ-1040NR	8,274.	

Additional Information From 2023 New Jersey Tax Return

Form NJ-1040: Income Tax Resident Return

Other Contributions

Continuation Statement

NatureOfPrizeSource	Amount
Non-Employee Compensation from 1099-MISC box 7	8274