

IRS e-file Signature Authorization

▶ ERO must obtain and retain completed Form 8879.
▶ Go to www.irs.gov/Form8879 for the latest information.

Submission Identification Number (SID) ▶

Taxpayer's name SANDEEP CHIGURUPATI	Social security number 840-41-5371
Spouse's name RASAJNA MANYAM	Spouse's social security number 795-61-5585

Part I Tax Return Information – Tax Year Ending December 31, 2023 (Enter year you are authorizing.)

Enter whole dollars only on lines 1 through 5.

Note: Form 1040-SS filers use line 4 only. Leave lines 1, 2, 3, and 5 blank.

1	Adjusted gross income	1	80,238.
2	Total tax	2	5,863.
3	Federal income tax withheld from Form(s) W-2 and Form(s) 1099	3	13,600.
4	Amount you want refunded to you	4	7,737.
5	Amount you owe	5	

Part II Taxpayer Declaration and Signature Authorization (Be sure you get and keep a copy of your return)

Under penalties of perjury, I declare that I have examined a copy of the income tax return (original or amended) I am now authorizing, and to the best of my knowledge and belief, it is true, correct, and complete. I further declare that the amounts in Part I above are the amounts from the income tax return (original or amended) I am now authorizing. I consent to allow my intermediate service provider, transmitter, or electronic return originator (ERO) to send my return to the IRS and to receive from the IRS (a) an acknowledgement of receipt or reason for rejection of the transmission, (b) the reason for any delay in processing the return or refund, and (c) the date of any refund. If applicable, I authorize the U.S. Treasury and its designated Financial Agent to initiate an ACH electronic funds withdrawal (direct debit) entry to the financial institution account indicated in the tax preparation software for payment of my federal taxes owed on this return and/or a payment of estimated tax, and the financial institution to debit the entry to this account. This authorization is to remain in full force and effect until I notify the U.S. Treasury Financial Agent to terminate the authorization. To revoke (cancel) a payment, I must contact the U.S. Treasury Financial Agent at 1-888-353-4537. Payment cancellation requests must be received no later than 2 business days prior to the payment (settlement) date. I also authorize the financial institutions involved in the processing of the electronic payment of taxes to receive confidential information necessary to answer inquiries and resolve issues related to the payment. I further acknowledge that the personal identification number (PIN) below is my signature for the income tax return (original or amended) I am now authorizing and, if applicable, my Electronic Funds Withdrawal Consent.

Taxpayer's PIN: check one box only

- I authorize GLOBAL TAXES LLC to enter or generate my PIN

1	5	3	7	1
---	---	---	---	---

 as my signature on the income tax return (original or amended) I am now authorizing.
ERO firm name
Enter five digits, but don't enter all zeros
- I will enter my PIN as my signature on the income tax return (original or amended) I am now authorizing. Check this box **only** if you are entering your own PIN **and** your return is filed using the Practitioner PIN method. The ERO must complete Part III below.

Your signature ▶ _____ Date ▶ _____

Spouse's PIN: check one box only

- I authorize GLOBAL TAXES LLC to enter or generate my PIN

1	5	5	8	5
---	---	---	---	---

 as my signature on the income tax return (original or amended) I am now authorizing.
ERO firm name
Enter five digits, but don't enter all zeros
- I will enter my PIN as my signature on the income tax return (original or amended) I am now authorizing. Check this box **only** if you are entering your own PIN **and** your return is filed using the Practitioner PIN method. The ERO must complete Part III below.

Spouse's signature ▶ _____ Date ▶ _____

Practitioner PIN Method Returns Only—continue below

Part III Certification and Authentication – Practitioner PIN Method Only

ERO's EFIN/PIN. Enter your six-digit EFIN followed by your five-digit self-selected PIN.

2	2	2	4	9	6	0	8	2	7	1
---	---	---	---	---	---	---	---	---	---	---

Don't enter all zeros

I certify that the above numeric entry is my PIN, which is my signature for the electronic individual income tax return (original or amended) I am now authorized to file for tax year indicated above for the taxpayer(s) indicated above. I confirm that I am submitting this return in accordance with the requirements of the Practitioner PIN method and **Pub. 1345**, Handbook for Authorized IRS e-file Providers of Individual Income Tax Returns.

ERO's signature ▶ _____ Date ▶ _____

ERO Must Retain This Form – See Instructions
Don't Submit This Form to the IRS Unless Requested To Do So

For the year Jan. 1–Dec. 31, 2023, or other tax year beginning , 2023, ending , 20 See separate instructions.

Your first name and middle initial SANDEEP Last name CHIGURUPATI Your social security number 840 41 5371

If joint return, spouse's first name and middle initial RASAJNA Last name MANYAM Spouse's social security number 795 61 5585

Home address (number and street). If you have a P.O. box, see instructions. 905 SOUTHWEST BLVD Apt. no. K Presidential Election Campaign

City, town, or post office. If you have a foreign address, also complete spaces below. JEFFERSON CITY State MO ZIP code 65109 Check here if you, or your spouse if filing jointly, want \$3 to go to this fund. Checking a box below will not change your tax or refund.

Foreign country name Foreign province/state/county Foreign postal code You Spouse

Filing Status Single Married filing jointly (even if only one had income) Married filing separately (MFS) Head of household (HOH) Qualifying surviving spouse (QSS)

Digital Assets At any time during 2023, did you: (a) receive (as a reward, award, or payment for property or services); or (b) sell, exchange, or otherwise dispose of a digital asset (or a financial interest in a digital asset)? (See instructions.) Yes No

Standard Deduction Someone can claim: You as a dependent Your spouse as a dependent Spouse itemizes on a separate return or you were a dual-status alien

Age/Blindness You: Were born before January 2, 1959 Are blind Spouse: Was born before January 2, 1959 Is blind

Table with 5 columns: (1) First name, Last name, (2) Social security number, (3) Relationship to you, (4) Check the box if qualifies for (see instructions): Child tax credit, Credit for other dependents

Income section table with rows 1a through 1z and columns for amounts and taxable amounts

Table with rows 2a through 6a and columns for amounts and taxable amounts

Table with rows 7 through 15 and columns for amounts and taxable amounts

Tax and Credits	16	Tax (see instructions). Check if any from Form(s): 1 <input type="checkbox"/> 8814 2 <input type="checkbox"/> 4972 3 <input type="checkbox"/> _____	16	5,863.
	17	Amount from Schedule 2, line 3	17	
	18	Add lines 16 and 17	18	5,863.
	19	Child tax credit or credit for other dependents from Schedule 8812	19	
	20	Amount from Schedule 3, line 8	20	
	21	Add lines 19 and 20	21	
	22	Subtract line 21 from line 18. If zero or less, enter -0-	22	5,863.
	23	Other taxes, including self-employment tax, from Schedule 2, line 21	23	0.
	24	Add lines 22 and 23. This is your total tax	24	5,863.

Payments	25	Federal income tax withheld from:		
	a	Form(s) W-2	25a	13,600.
	b	Form(s) 1099	25b	
	c	Other forms (see instructions)	25c	
	d	Add lines 25a through 25c	25d	13,600.
	26	2023 estimated tax payments and amount applied from 2022 return	26	
	27	Earned income credit (EIC) <input type="checkbox"/> NO	27	
	28	Additional child tax credit from Schedule 8812	28	
	29	American opportunity credit from Form 8863, line 8	29	
	30	Reserved for future use	30	
	31	Amount from Schedule 3, line 15	31	
	32	Add lines 27, 28, 29, and 31. These are your total other payments and refundable credits	32	
	33	Add lines 25d, 26, and 32. These are your total payments	33	13,600.

Refund	34	If line 33 is more than line 24, subtract line 24 from line 33. This is the amount you overpaid	34	7,737.
	35a	Amount of line 34 you want refunded to you . If Form 8888 is attached, check here <input type="checkbox"/>	35a	7,737.
Direct deposit? See instructions.	b	Routing number 011401533 c Type: <input checked="" type="checkbox"/> Checking <input type="checkbox"/> Savings		
	d	Account number 3315665194		
	36	Amount of line 34 you want applied to your 2024 estimated tax	36	

Amount You Owe	37	Subtract line 33 from line 24. This is the amount you owe . For details on how to pay, go to www.irs.gov/Payments or see instructions	37	
	38	Estimated tax penalty (see instructions)	38	

Third Party Designee Do you want to allow another person to discuss this return with the IRS? See instructions **Yes**. Complete below. **No**

Designee's name _____ Phone no. _____ Personal identification number (PIN) _____

Sign Here Under penalties of perjury, I declare that I have examined this return and accompanying schedules and statements, and to the best of my knowledge and belief, they are true, correct, and complete. Declaration of preparer (other than taxpayer) is based on all information of which preparer has any knowledge.

Your signature	Date	Your occupation SOFTWARE DEVELOPER	If the IRS sent you an Identity Protection PIN, enter it here (see inst.)
Spouse's signature. If a joint return, both must sign.	Date	Spouse's occupation HOME MAKER	If the IRS sent your spouse an Identity Protection PIN, enter it here (see inst.)
Phone no. (860) 989-7242	Email address SANDEEP.CHIGURUP@GMAIL.COM		

Paid Preparer Use Only

Preparer's name SYAM PRIYA RAM SAGAR GUPTA TALLAM	Preparer's signature SYAM PRIYA RAM SAGAR GUPTA TALLAM	Date 02/20/2024	PTIN P02082703	Check if: <input type="checkbox"/> Self-employed
Firm's name GLOBAL TAXES LLC	Firm's address 245 ROONEY CT E BRUNSWICK NJ 08816		Phone no. (678) 965-9522	Firm's EIN 84-3171965

**SCHEDULE 1
(Form 1040)**

Department of the Treasury
Internal Revenue Service

Additional Income and Adjustments to Income

Attach to Form 1040, 1040-SR, or 1040-NR.

Go to www.irs.gov/Form1040 for instructions and the latest information.

OMB No. 1545-0074

2023

Attachment
Sequence No. **01**

Name(s) shown on Form 1040, 1040-SR, or 1040-NR
SANDEEP CHIGURUPATI & RASAJNA MANYAM

Your social security number
840-41-5371

Part I Additional Income

1	Taxable refunds, credits, or offsets of state and local income taxes	1	0.
2a	Alimony received	2a	
b	Date of original divorce or separation agreement (see instructions): _____		
3	Business income or (loss). Attach Schedule C	3	
4	Other gains or (losses). Attach Form 4797	4	
5	Rental real estate, royalties, partnerships, S corporations, trusts, etc. Attach Schedule E	5	-13,824.
6	Farm income or (loss). Attach Schedule F	6	
7	Unemployment compensation	7	
8	Other income:		
a	Net operating loss	8a	()
b	Gambling	8b	
c	Cancellation of debt	8c	
d	Foreign earned income exclusion from Form 2555	8d	()
e	Income from Form 8853	8e	
f	Income from Form 8889	8f	
g	Alaska Permanent Fund dividends	8g	
h	Jury duty pay	8h	
i	Prizes and awards	8i	
j	Activity not engaged in for profit income	8j	
k	Stock options	8k	
l	Income from the rental of personal property if you engaged in the rental for profit but were not in the business of renting such property	8l	
m	Olympic and Paralympic medals and USOC prize money (see instructions)	8m	
n	Section 951(a) inclusion (see instructions)	8n	
o	Section 951A(a) inclusion (see instructions)	8o	
p	Section 461(l) excess business loss adjustment	8p	
q	Taxable distributions from an ABL account (see instructions)	8q	
r	Scholarship and fellowship grants not reported on Form W-2	8r	
s	Nontaxable amount of Medicaid waiver payments included on Form 1040, line 1a or 1d	8s	()
t	Pension or annuity from a nonqualified deferred compensation plan or a nongovernmental section 457 plan	8t	
u	Wages earned while incarcerated	8u	
z	Other income. List type and amount: _____	8z	
9	Total other income. Add lines 8a through 8z	9	
10	Combine lines 1 through 7 and 9. This is your additional income . Enter here and on Form 1040, 1040-SR, or 1040-NR, line 8	10	-13,824.

For Paperwork Reduction Act Notice, see your tax return instructions.

Schedule 1 (Form 1040) 2023

Part II Adjustments to Income

11	Educator expenses		11	
12	Certain business expenses of reservists, performing artists, and fee-basis government officials. Attach Form 2106		12	
13	Health savings account deduction. Attach Form 8889		13	
14	Moving expenses for members of the Armed Forces. Attach Form 3903		14	
15	Deductible part of self-employment tax. Attach Schedule SE		15	
16	Self-employed SEP, SIMPLE, and qualified plans		16	
17	Self-employed health insurance deduction		17	
18	Penalty on early withdrawal of savings		18	
19a	Alimony paid		19a	
b	Recipient's SSN			
c	Date of original divorce or separation agreement (see instructions): _____			
20	IRA deduction		20	
21	Student loan interest deduction		21	
22	Reserved for future use		22	
23	Archer MSA deduction		23	
24	Other adjustments:			
a	Jury duty pay (see instructions)	24a		
b	Deductible expenses related to income reported on line 8l from the rental of personal property engaged in for profit	24b		
c	Nontaxable amount of the value of Olympic and Paralympic medals and USOC prize money reported on line 8m	24c		
d	Reforestation amortization and expenses	24d		
e	Repayment of supplemental unemployment benefits under the Trade Act of 1974	24e		
f	Contributions to section 501(c)(18)(D) pension plans	24f		
g	Contributions by certain chaplains to section 403(b) plans	24g		
h	Attorney fees and court costs for actions involving certain unlawful discrimination claims (see instructions)	24h		
i	Attorney fees and court costs you paid in connection with an award from the IRS for information you provided that helped the IRS detect tax law violations	24i		
j	Housing deduction from Form 2555	24j		
k	Excess deductions of section 67(e) expenses from Schedule K-1 (Form 1041)	24k		
z	Other adjustments. List type and amount: _____	24z		
25	Total other adjustments. Add lines 24a through 24z		25	
26	Add lines 11 through 23 and 25. These are your adjustments to income . Enter here and on Form 1040, 1040-SR, or 1040-NR, line 10		26	

**SCHEDULE D
(Form 1040)**

Capital Gains and Losses

OMB No. 1545-0074

2023

Department of the Treasury
Internal Revenue Service

Attach to Form 1040, 1040-SR, or 1040-NR.
Use Form 8949 to list your transactions for lines 1b, 2, 3, 8b, 9, and 10.
Go to www.irs.gov/ScheduleD for instructions and the latest information.

Attachment
Sequence No. **12**

Name(s) shown on return

SANDEEP CHIGURUPATI & RASAJNA MANYAM

Your social security number

840-41-5371

Did you dispose of any investment(s) in a qualified opportunity fund during the tax year? Yes No

If "Yes," attach Form 8949 and see its instructions for additional requirements for reporting your gain or loss.

Part I Short-Term Capital Gains and Losses—Generally Assets Held One Year or Less (see instructions)

See instructions for how to figure the amounts to enter on the lines below.

This form may be easier to complete if you round off cents to whole dollars.

	(d) Proceeds (sales price)	(e) Cost (or other basis)	(g) Adjustments to gain or loss from Form(s) 8949, Part I, line 2, column (g)	(h) Gain or (loss) Subtract column (e) from column (d) and combine the result with column (g)
1a Totals for all short-term transactions reported on Form 1099-B for which basis was reported to the IRS and for which you have no adjustments (see instructions). However, if you choose to report all these transactions on Form 8949, leave this line blank and go to line 1b				
1b Totals for all transactions reported on Form(s) 8949 with Box A checked	43,298.	64,711.	0.	-21,413.
2 Totals for all transactions reported on Form(s) 8949 with Box B checked	11,546.	11,485.		61.
3 Totals for all transactions reported on Form(s) 8949 with Box C checked				
4 Short-term gain from Form 6252 and short-term gain or (loss) from Forms 4684, 6781, and 8824				4
5 Net short-term gain or (loss) from partnerships, S corporations, estates, and trusts from Schedule(s) K-1				5
6 Short-term capital loss carryover. Enter the amount, if any, from line 8 of your Capital Loss Carryover Worksheet in the instructions				6 ()
7 Net short-term capital gain or (loss). Combine lines 1a through 6 in column (h). If you have any long-term capital gains or losses, go to Part II below. Otherwise, go to Part III on the back				7 -21,352.

Part II Long-Term Capital Gains and Losses—Generally Assets Held More Than One Year (see instructions)

See instructions for how to figure the amounts to enter on the lines below.

This form may be easier to complete if you round off cents to whole dollars.

	(d) Proceeds (sales price)	(e) Cost (or other basis)	(g) Adjustments to gain or loss from Form(s) 8949, Part II, line 2, column (g)	(h) Gain or (loss) Subtract column (e) from column (d) and combine the result with column (g)
8a Totals for all long-term transactions reported on Form 1099-B for which basis was reported to the IRS and for which you have no adjustments (see instructions). However, if you choose to report all these transactions on Form 8949, leave this line blank and go to line 8b				
8b Totals for all transactions reported on Form(s) 8949 with Box D checked	1.	2.		-1.
9 Totals for all transactions reported on Form(s) 8949 with Box E checked				
10 Totals for all transactions reported on Form(s) 8949 with Box F checked				
11 Gain from Form 4797, Part I; long-term gain from Forms 2439 and 6252; and long-term gain or (loss) from Forms 4684, 6781, and 8824				11
12 Net long-term gain or (loss) from partnerships, S corporations, estates, and trusts from Schedule(s) K-1				12
13 Capital gain distributions. See the instructions				13
14 Long-term capital loss carryover. Enter the amount, if any, from line 13 of your Capital Loss Carryover Worksheet in the instructions				14 ()
15 Net long-term capital gain or (loss). Combine lines 8a through 14 in column (h). Then, go to Part III on the back				15 -1.

For Paperwork Reduction Act Notice, see your tax return instructions.

Schedule D (Form 1040) 2023

Part III Summary

16	Combine lines 7 and 15 and enter the result	16	-21,353.
	<ul style="list-style-type: none"> • If line 16 is a gain, enter the amount from line 16 on Form 1040, 1040-SR, or 1040-NR, line 7. Then, go to line 17 below. • If line 16 is a loss, skip lines 17 through 20 below. Then, go to line 21. Also be sure to complete line 22. • If line 16 is zero, skip lines 17 through 21 below and enter -0- on Form 1040, 1040-SR, or 1040-NR, line 7. Then, go to line 22. 		
17	Are lines 15 and 16 both gains? <input type="checkbox"/> Yes. Go to line 18. <input type="checkbox"/> No. Skip lines 18 through 21, and go to line 22.		
18	If you are required to complete the 28% Rate Gain Worksheet (see instructions), enter the amount, if any, from line 7 of that worksheet	18	
19	If you are required to complete the Unrecaptured Section 1250 Gain Worksheet (see instructions), enter the amount, if any, from line 18 of that worksheet	19	
20	Are lines 18 and 19 both zero or blank and you are not filing Form 4952? <input type="checkbox"/> Yes. Complete the Qualified Dividends and Capital Gain Tax Worksheet in the instructions for Form 1040, line 16. Don't complete lines 21 and 22 below. <input type="checkbox"/> No. Complete the Schedule D Tax Worksheet in the instructions. Don't complete lines 21 and 22 below.		
21	If line 16 is a loss, enter here and on Form 1040, 1040-SR, or 1040-NR, line 7, the smaller of: <ul style="list-style-type: none"> • The loss on line 16; or • (\$3,000), or if married filing separately, (\$1,500) } 	21	(3,000.)
	Note: When figuring which amount is smaller, treat both amounts as positive numbers.		
22	Do you have qualified dividends on Form 1040, 1040-SR, or 1040-NR, line 3a? <input checked="" type="checkbox"/> Yes. Complete the Qualified Dividends and Capital Gain Tax Worksheet in the instructions for Form 1040, line 16. <input type="checkbox"/> No. Complete the rest of Form 1040, 1040-SR, or 1040-NR.		

Sales and Other Dispositions of Capital Assets

Department of the Treasury
Internal Revenue Service

File with your Schedule D to list your transactions for lines 1b, 2, 3, 8b, 9, and 10 of Schedule D.

Go to www.irs.gov/Form8949 for instructions and the latest information.

Name(s) shown on return

Social security number or taxpayer identification number

SANDEEP CHIGURUPATI & RASAJNA MANYAM

840-41-5371

Before you check Box A, B, or C below, see whether you received any Form(s) 1099-B or substitute statement(s) from your broker. A substitute statement will have the same information as Form 1099-B. Either will show whether your basis (usually your cost) was reported to the IRS by your broker and may even tell you which box to check.

Part I Short-Term. Transactions involving capital assets you held 1 year or less are generally short-term (see instructions). For long-term transactions, see page 2.

Note: You may aggregate all short-term transactions reported on Form(s) 1099-B showing basis was reported to the IRS and for which no adjustments or codes are required. Enter the totals directly on Schedule D, line 1a; you aren't required to report these transactions on Form 8949 (see instructions).

You must check Box A, B, or C below. Check only one box. If more than one box applies for your short-term transactions, complete a separate Form 8949, page 1, for each applicable box. If you have more short-term transactions than will fit on this page for one or more of the boxes, complete as many forms with the same box checked as you need.

- (A)** Short-term transactions reported on Form(s) 1099-B showing basis was reported to the IRS (see **Note** above)
- (B)** Short-term transactions reported on Form(s) 1099-B showing basis **wasn't** reported to the IRS
- (C)** Short-term transactions not reported to you on Form 1099-B

1	(a) Description of property (Example: 100 sh. XYZ Co.)	(b) Date acquired (Mo., day, yr.)	(c) Date sold or disposed of (Mo., day, yr.)	(d) Proceeds (sales price) (see instructions)	(e) Cost or other basis See the Note below and see <i>Column (e)</i> in the separate instructions.	Adjustment, if any, to gain or loss If you enter an amount in column (g), enter a code in column (f). See the separate instructions.		(h) Gain or (loss) Subtract column (e) from column (d) and combine the result with column (g).
						(f) Code(s) from instructions	(g) Amount of adjustment	
	Robinhood Securities LLC	01/01/23	12/31/23	43,298.	64,711.	W	0.	-21,413.
2 Totals.	Add the amounts in columns (d), (e), (g), and (h) (subtract negative amounts). Enter each total here and include on your Schedule D, line 1b (if Box A above is checked), line 2 (if Box B above is checked), or line 3 (if Box C above is checked).			43,298.	64,711.		0.	-21,413.

Note: If you checked Box A above but the basis reported to the IRS was incorrect, enter in column (e) the basis as reported to the IRS, and enter an adjustment in column (g) to correct the basis. See *Column (g)* in the separate instructions for how to figure the amount of the adjustment.

Name(s) shown on return. Name and SSN or taxpayer identification no. not required if shown on other side
 SANDEEP CHIGURUPATI & RASAJNA MANYAM

Social security number or taxpayer identification number
 840-41-5371

Before you check Box D, E, or F below, see whether you received any Form(s) 1099-B or substitute statement(s) from your broker. A substitute statement will have the same information as Form 1099-B. Either will show whether your basis (usually your cost) was reported to the IRS by your broker and may even tell you which box to check.

Part II Long-Term. Transactions involving capital assets you held more than 1 year are generally long-term (see instructions). For short-term transactions, see page 1.

Note: You may aggregate all long-term transactions reported on Form(s) 1099-B showing basis was reported to the IRS and for which no adjustments or codes are required. Enter the totals directly on Schedule D, line 8a; you aren't required to report these transactions on Form 8949 (see instructions).

You must check Box D, E, or F below. Check only one box. If more than one box applies for your long-term transactions, complete a separate Form 8949, page 2, for each applicable box. If you have more long-term transactions than will fit on this page for one or more of the boxes, complete as many forms with the same box checked as you need.

- (D)** Long-term transactions reported on Form(s) 1099-B showing basis was reported to the IRS (see **Note** above)
- (E)** Long-term transactions reported on Form(s) 1099-B showing basis **wasn't** reported to the IRS
- (F)** Long-term transactions not reported to you on Form 1099-B

1	(a) Description of property (Example: 100 sh. XYZ Co.)	(b) Date acquired (Mo., day, yr.)	(c) Date sold or disposed of (Mo., day, yr.)	(d) Proceeds (sales price) (see instructions)	(e) Cost or other basis See the Note below and see <i>Column (e)</i> in the separate instructions.	Adjustment, if any, to gain or loss If you enter an amount in column (g), enter a code in column (f). See the separate instructions.		(h) Gain or (loss) Subtract column (e) from column (d) and combine the result with column (g).
						(f) Code(s) from instructions	(g) Amount of adjustment	
	Robinhood Securities LLC	01/01/22	12/31/23	1.	2.			-1.
2 Totals. Add the amounts in columns (d), (e), (g), and (h) (subtract negative amounts). Enter each total here and include on your Schedule D, line 8b (if Box D above is checked), line 9 (if Box E above is checked), or line 10 (if Box F above is checked) . . .				1.	2.			-1.

Note: If you checked Box D above but the basis reported to the IRS was incorrect, enter in column (e) the basis as reported to the IRS, and enter an adjustment in column (g) to correct the basis. See *Column (g)* in the separate instructions for how to figure the amount of the adjustment.

Sales and Other Dispositions of Capital Assets

Department of the Treasury
Internal Revenue Service

File with your Schedule D to list your transactions for lines 1b, 2, 3, 8b, 9, and 10 of Schedule D.

Go to www.irs.gov/Form8949 for instructions and the latest information.

Name(s) shown on return

Social security number or taxpayer identification number

SANDEEP CHIGURUPATI & RASAJNA MANYAM

840-41-5371

Before you check Box A, B, or C below, see whether you received any Form(s) 1099-B or substitute statement(s) from your broker. A substitute statement will have the same information as Form 1099-B. Either will show whether your basis (usually your cost) was reported to the IRS by your broker and may even tell you which box to check.

Part I Short-Term. Transactions involving capital assets you held 1 year or less are generally short-term (see instructions). For long-term transactions, see page 2.

Note: You may aggregate all short-term transactions reported on Form(s) 1099-B showing basis was reported to the IRS and for which no adjustments or codes are required. Enter the totals directly on Schedule D, line 1a; you aren't required to report these transactions on Form 8949 (see instructions).

You must check Box A, B, or C below. Check only one box. If more than one box applies for your short-term transactions, complete a separate Form 8949, page 1, for each applicable box. If you have more short-term transactions than will fit on this page for one or more of the boxes, complete as many forms with the same box checked as you need.

- (A) Short-term transactions reported on Form(s) 1099-B showing basis was reported to the IRS (see **Note** above)
- (B) Short-term transactions reported on Form(s) 1099-B showing basis **wasn't** reported to the IRS
- (C) Short-term transactions not reported to you on Form 1099-B

1	(a) Description of property (Example: 100 sh. XYZ Co.)	(b) Date acquired (Mo., day, yr.)	(c) Date sold or disposed of (Mo., day, yr.)	(d) Proceeds (sales price) (see instructions)	(e) Cost or other basis See the Note below and see <i>Column (e)</i> in the separate instructions.	Adjustment, if any, to gain or loss If you enter an amount in column (g), enter a code in column (f). See the separate instructions.		(h) Gain or (loss) Subtract column (e) from column (d) and combine the result with column (g).
						(f) Code(s) from instructions	(g) Amount of adjustment	
	Robinhood Crypto LLC	01/01/23	12/31/23	11,546.	11,485.			61.
2 Totals.	Add the amounts in columns (d), (e), (g), and (h) (subtract negative amounts). Enter each total here and include on your Schedule D, line 1b (if Box A above is checked), line 2 (if Box B above is checked), or line 3 (if Box C above is checked).			11,546.	11,485.			61.

Note: If you checked Box A above but the basis reported to the IRS was incorrect, enter in column (e) the basis as reported to the IRS, and enter an adjustment in column (g) to correct the basis. See *Column (g)* in the separate instructions for how to figure the amount of the adjustment.

**SCHEDULE E
(Form 1040)**

Supplemental Income and Loss
(From rental real estate, royalties, partnerships, S corporations, estates, trusts, REMICs, etc.)

OMB No. 1545-0074

2023
Attachment
Sequence No. **13**

Department of the Treasury
Internal Revenue Service

Attach to Form 1040, 1040-SR, 1040-NR, or 1041.
Go to www.irs.gov/ScheduleE for instructions and the latest information.

Name(s) shown on return

SANDEEP CHIGURUPATI & RASAJNA MANYAM

Your social security number

840-41-5371

Part I Income or Loss From Rental Real Estate and Royalties

Note: If you are in the business of renting personal property, use **Schedule C**. See instructions. If you are an individual, report farm rental income or loss from **Form 4835** on page 2, line 40.

- A** Did you make any payments in 2023 that would require you to file Form(s) 1099? See instructions Yes No
B If "Yes," did you or will you file required Form(s) 1099? Yes No

1a Physical address of each property (street, city, state, ZIP code)

A FLAT NO. 302, CEAZERS CASTLE, DEFENCE COLONY SAINIKPURI, SECUNDERABAD, HYDERABAD IN 500094

B
C

1b Type of Property (from list below)	2 For each rental real estate property listed above, report the number of fair rental and personal use days. Check the QJV box only if you meet the requirements to file as a qualified joint venture. See instructions.	Fair Rental Days		Personal Use Days	QJV
		A	B	C	
A 2		185		0	<input type="checkbox"/>
B					<input type="checkbox"/>
C					<input type="checkbox"/>

Type of Property:

- 1 Single Family Residence 3 Vacation/Short-Term Rental 5 Land 7 Self-Rental
 2 Multi-Family Residence 4 Commercial 6 Royalties 8 Other (describe) _____


Income:	Properties:		
	A	B	C
3 Rents received	3 845.		
4 Royalties received	4		
Expenses:			
5 Advertising	5		
6 Auto and travel (see instructions)	6		
7 Cleaning and maintenance	7 846.		
8 Commissions	8		
9 Insurance	9		
10 Legal and other professional fees	10		
11 Management fees	11 1,845.		
12 Mortgage interest paid to banks, etc. (see instructions)	12		
13 Other interest	13		
14 Repairs	14 3,251.		
15 Supplies	15 4,571.		
16 Taxes	16		
17 Utilities	17 1,574.		
18 Depreciation expense or depletion	18 2,582.		
19 Other (list) _____	19		
20 Total expenses. Add lines 5 through 19	20 14,669.		
21 Subtract line 20 from line 3 (rents) and/or 4 (royalties). If result is a (loss), see instructions to find out if you must file Form 6198	21 -13,824.		
22 Deductible rental real estate loss after limitation, if any, on Form 8582 (see instructions)	22 (13,824.)		
23a Total of all amounts reported on line 3 for all rental properties	23a 845.		
b Total of all amounts reported on line 4 for all royalty properties	23b		
c Total of all amounts reported on line 12 for all properties	23c		
d Total of all amounts reported on line 18 for all properties	23d 2,582.		
e Total of all amounts reported on line 20 for all properties	23e 14,669.		
24 Income. Add positive amounts shown on line 21. Do not include any losses	24		
25 Losses. Add royalty losses from line 21 and rental real estate losses from line 22. Enter total losses here	25 (13,824.)		
26 Total rental real estate and royalty income or (loss). Combine lines 24 and 25. Enter the result here. If Parts II, III, and IV, and line 40 on page 2 do not apply to you, also enter this amount on Schedule 1 (Form 1040), line 5. Otherwise, include this amount in the total on line 41 on page 2 .	26 -13,824.		



MISSOURI DEPARTMENT OF
REVENUE
2023 Individual Income
Tax Return - Long Form

For Calendar Year January 1 - December 31, 2023

Print in BLACK ink only and DO NOT STAPLE.



- Amended Return** **Composite Return** (For use by S corporations or Partnerships)
- Federal Extension - Select this box if you have an approved federal extension. Attach a copy Federal Extension (Form 4868).
- Department of Social Services Application of Eligibility form attached. Federal return attached.

If filing a fiscal year return enter the beginning and ending dates here.

Fiscal Year Beginning (MM/DD/YY)		Fiscal Year Ending (MM/DD/YY)		Vendor Code	Department Use Only		
				1555			

Filing Status

Single
 Claimed as a Dependent
 Married Filing Combined
 Married Filing Separately
 Head of Household
 Qualifying Widow(er)

Age 62 through 64 Age 65 or Older Blind 100% Disabled Non-Obligated Spouse

Yourself Spouse
 Yourself Spouse
 Yourself Spouse
 Yourself Spouse
 Yourself Spouse

Name

Social Security Number Deceased in 2023 Spouse's Social Security Number Deceased in 2023
 840 - 41 - 5371 795 - 61 - 5585

First Name M.I. Last Name Suffix
 SANDEEP CHIGURUPATI

Spouse's First Name M.I. Spouse's Last Name Suffix
 RASAJNA MANYAM

In Care Of Name (Attorney, Executor, Personal Representative, etc.)

Address

Present Address (Include Apartment Number or Rural Route)

905 SOUTHWEST BLVD APT K

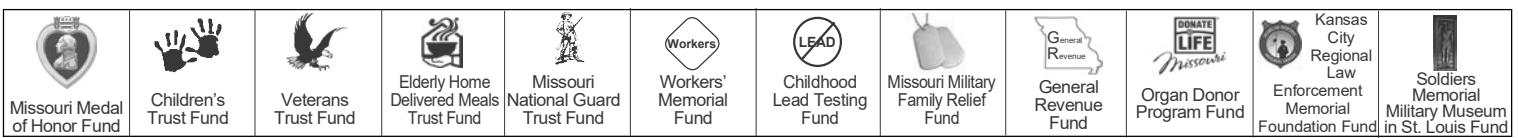
City, Town, or Post Office State ZIP Code

JEFFERSON CITY MO 65109 -

County of Residence

COLE

You may contribute to any one or all of the trust funds on Line 51. See pages 11-12 of the instructions for more trust fund information.



Income

	Yourself (Y)		Spouse (S)	
1. Federal adjusted gross income from federal return (see worksheet on page 7 of the instructions)	1Y	80238	1S	.00
2. Total additions (from Form MO-A , Part 1, Line 7)	2Y		2S	.00
3. Total income - Add Lines 1 and 2.	3Y	80238	3S	.00
4. Total subtractions (from Form MO-A, Part 1, Line 18)	4Y		4S	.00
5. Missouri adjusted gross income - Subtract Line 4 from Line 3.	5Y	80238	5S	.00
6. Total Missouri adjusted gross income - Add columns 5Y and 5S	6	80238	6	.00
7. Income percentages - Divide columns 5Y and 5S by total on Line 6. (Must equal 100%)	7Y	100	7S	%

Exemptions and Deductions

8. Pension, Social Security and Social Security Disability exemption (from Form MO-A, Part 3, Section D)	8		.00
9. Tax from federal return	9	5863	.00
10. Other tax from federal return.	10		.00
11. Total tax from federal return. Do not enter federal income tax withheld.	11	5863	.00
12. Federal tax percentage – Enter the percentage based on your Missouri Adjusted Gross Income, Line 6. Use the chart below to find your percentage	12	15.00	%

Missouri Adjusted Gross Income Range, Line 6: Federal Tax Percentage:

\$25,000 or less	35%
\$25,001 to \$50,000	25%
\$50,001 to \$100,000	15%
\$100,001 to \$125,000	5%
\$125,001 or more	0%




13. Federal income tax deduction – Multiply Line 11 by the percentage on Line 12. Enter this amount not to exceed \$5,000 for an individual or \$10,000 for combined filers.	13	879	.00
14. Missouri standard deduction or itemized deductions. (If itemizing, See Form MO-A, Part 2) • Single or Married Filing Separate-\$13,850 • Head of Household-\$20,800 • Married Filing Combined or Qualifying Widow(er)-\$27,700	14	27700	.00
15. Additional Exemption for Head of Household and Qualifying Widow(er)	15		.00
16. Long-term care insurance deduction	16		.00
17. Health care sharing ministry deduction.	17		.00
18. Active Duty Military income deduction	18		.00
19. Inactive Duty Military income deduction	19		.00
20. Bring jobs home deduction	20		.00
21. Farmland sold, rented, leased, or crop-shared to a beginning farmer deduction. Enter the sum of Lines 21A, 21B, and 21C on Line 21	21		.00
21A. Sold \$.00 21B. Rented/ Leased \$.00 21C. Crop- Share \$.00			

Deductions Continued

22. First time home buyers deduction. A. <input style="width: 80px; height: 20px;" type="text"/> B. <input style="width: 80px; height: 20px;" type="text"/>	22	<input style="width: 100%; height: 20px;" type="text"/>	.00
23. Long term dignity savings account deduction	23	<input style="width: 100%; height: 20px;" type="text"/>	.00
24. Foster parent tax deduction	24	<input style="width: 100%; height: 20px;" type="text"/>	.00
25. Total deductions - Add Lines 8 and 13 through 24	25	28579	.00
26. Subtotal - Subtract Line 25 from Line 6	26	51659	.00
27. Multiply Line 26 by appropriate percentages (%) on Lines 7Y and 7S	27Y	51659	.00
	27S	0	.00
28. Enterprise zone or rural empowerment zone income modification	28Y	<input style="width: 100%; height: 20px;" type="text"/>	.00
	28S	<input style="width: 100%; height: 20px;" type="text"/>	.00

Tax

29. Taxable income - Subtract Line 28 from Line 27	29Y	51659	.00	29S	0	.00
30. Tax (see tax chart on page 26 of the instructions).	30Y	2373	.00	30S	0	.00
31. Resident credit - Attach Form MO-CR and other states' income tax return(s).	31Y	<input style="width: 100%; height: 20px;" type="text"/>	.00	31S	<input style="width: 100%; height: 20px;" type="text"/>	.00
32. Missouri income percentage - Enter 100% if not completing Form MO-NRI . Attach Form MO-NRI and federal return if applicable.	32Y	100	%	32S	100	%
33. Balance - Subtract Line 31 from Line 30; OR multiply Line 30 by percentage on Line 32	33Y	2373	<input style="width: 20px; height: 20px;" type="text"/>	33S	0	.00
34. Other taxes - Select box and attach federal form indicated.	 <small>23322031555</small>					
<input type="checkbox"/> Lump sum distribution (Form 4972)	34Y	<input style="width: 100%; height: 20px;" type="text"/>	.00	34S	<input style="width: 100%; height: 20px;" type="text"/>	.00
<input type="checkbox"/> Recapture of low income housing credit (Form 8611)	35Y	2373	.00	35S	0	.00
35. Subtotal - Add Lines 33 and 34	35Y	2373	.00	35S	0	.00
36. Total Tax - Add Lines 35Y and 35S	36	2373	.00			

Payments and Credits

37. MISSOURI tax withheld - Attach Forms W-2 and 1099.	37	3936	.00
38. 2023 Missouri estimated tax payments - Include overpayment from 2022 applied to 2023	38	<input style="width: 100%; height: 20px;" type="text"/>	.00
39. Missouri tax payments for nonresident partners or S corporation shareholders - Attach Forms MO-2NR and MO-NRP	39	<input style="width: 100%; height: 20px;" type="text"/>	.00
40. Missouri tax payments for nonresident entertainers - Attach Form MO-2ENT	40	<input style="width: 100%; height: 20px;" type="text"/>	.00
41. Amount paid with Missouri extension of time to file (Form MO-60).	41	<input style="width: 100%; height: 20px;" type="text"/>	.00
42. Miscellaneous tax credits (from Form MO-TC , Line 13) - Attach Form MO-TC	42	<input style="width: 100%; height: 20px;" type="text"/>	.00
43. Property tax credit - Attach Form MO-PTS	43	<input style="width: 100%; height: 20px;" type="text"/>	.00
44. Missouri Working Family Tax Credit (Attach Form MO-WFTC and federal return)	44	<input style="width: 100%; height: 20px;" type="text"/>	.00
45. Total payments and credits - Add Lines 37 through 44	45	3936	.00

Skip Lines 46 through 48 if you are not filing an amended return.

46. Amount paid on original return. 46 .00

47. Overpayment as shown (or adjusted) on original return 47 .00

Indicate Reason for Amending

A. Federal audit. Enter date of IRS report (MM/DD/YY)
 B. Net Operating Loss carryback Enter year of loss (YY)
 C. Investment tax credit carryback Enter year of credit (YY)
 D. Correction other than A, B, or C. Enter date of federal amended return, if filed. (MM/DD/YY)

48. Amended return total payments and credits - Add Lines 45 and 46; subtract Line 47.
 Enter on Line 48. 48 .00

49. If Line 45, or if amended return, Line 48, is larger than Line 36, enter the difference.
 Amount of OVERPAYMENT 49 .00

50. Amount of Line 49 to be applied to your 2024 estimated tax 50 .00

51. Enter the amount of your donation in the trust fund boxes below. See instructions for additional trust fund codes.

51a. Children's Trust Fund .00 51b. Veterans Trust Fund .00 51c. Elderly Home Delivered Meals Trust Fund .00 51d. Missouri National Guard Trust Fund .00

51e. Workers' Memorial Fund .00 51f. Childhood Lead Testing Fund .00 51g. Missouri Military Family Relief Fund .00 51h. General Revenue Fund .00

51i. Organ Donor Program Fund .00 51j. Kansas City Regional Law Enforcement Memorial Foundation Fund .00 51k. Soldiers Memorial Military Museum in St. Louis Fund .00 51l. Missouri Medal of Honor Fund .00

51m. Additional Fund Code Additional Fund Amount .00 51n. Additional Fund Code Additional Fund Amount .00

Total Donation - Add amounts from Boxes 51a through 51n and enter here 51 .00

52. Amount of Line 49 to be deposited into a Missouri 529 Education Plan (MOST) account. Enter the total deposit amount from **Form 5632**. 52 .00

53. **REFUND** - Subtract Lines 50, 51, and 52 from Line 49 and enter here 53 .00

Amended Return

Refund



Amount Due

- 54. If Line 36 is larger than Line 45 or Line 48, enter the difference.
Amount of UNDERPAYMENT 54 .00
- 55. Underpayment of estimated tax penalty - Attach **Form MO-2210**. Enter penalty amount here . . . 55 .00
 Select this box if you are a farmer exempt from the underpayment of estimated tax penalty.
- 56. **AMOUNT DUE** - Add Lines 54 and 55.
If you pay by check, you authorize the Department of Revenue to process the check electronically. Any returned check may be presented again electronically 56 .00

Under penalties of perjury, I declare that I have examined this return, including accompanying schedules and statements, and to the best of my knowledge and belief it is true, correct, and complete. By signing or entering my name in the "Signature" field(s) below, I am providing the Department of Revenue with my signature as required under **Section 143.561, RSMo**. Declaration of preparer (other than taxpayer) is based on all information of which he or she has knowledge. As provided in **Chapter 143, RSMo.**, a penalty of up to \$500 shall be imposed on any individual who files a frivolous return. I also declare under penalties of perjury that I employ no illegal or unauthorized aliens as defined under federal law and that I am not eligible for any tax exemption, credit, or abatement if I employ such aliens. I am aware of any applicable reporting requirements of **Section 135.805, RSMo**, and the penalty provisions of **Section 135.810, RSMo**.

Signature

Signature	<input type="text"/>			Date (MM/DD/YY)	<input type="text"/>	<input type="text"/>	<input type="text"/>
Spouse's Signature (If filing combined, BOTH must sign)	<input type="text"/>			Date (MM/DD/YY)	<input type="text"/>	<input type="text"/>	<input type="text"/>
E-mail Address	<input type="text" value="SYAM@GTAXFILE.COM"/>			Daytime Telephone	<input type="text" value="8609897242"/>		
Preparer's Signature	<input type="text" value="SYAM PRIYA RAM SAGAR GUPTA TALLAM"/>			Date (MM/DD/YY)	<input type="text" value="02"/>	<input type="text" value="20"/>	<input type="text" value="24"/>
Preparer's FEIN, SSN, or PTIN	<input type="text" value="84-3171965"/>			Preparer's Telephone	<input type="text" value="6789659522"/>		
Preparer's Address	<input type="text" value="245 ROONEY CT E BRUNSWICK"/>			State	<input type="text" value="NJ"/>	ZIP Code	<input type="text" value="08816"/>

I authorize the Director of Revenue or delegate to discuss my return and attachments with the preparer or any member of the preparer's firm Yes No

Did you pay a tax return preparer to complete your return, but the preparer failed to sign the return or provide an Internal Revenue Service preparer tax identification number? If you marked yes, please insert the preparer's name, address, and phone number in the applicable sections of the signature block above. Yes No



23322051555

Department Use Only

A FA E10 DE F .

Form MO-1040 (Revised 12-2023)

Mail to: Balance Due:
Missouri Department of Revenue
P.O. Box 3370
Jefferson City, MO 65105-3370
Phone: (573) 751-7200

Refund or No Amount Due:
Missouri Department of Revenue
P.O. Box 3222
Jefferson City, MO 65105-3222
Phone: (573) 751-3505

Fax: (573) 522-1762
Email: incometaxprocessing@dor.mo.gov
Submission of Individual Income Tax Returns
Email: income@dor.mo.gov
Inquiry and correspondence

Ever served on active duty in the United States Armed Forces?
If yes, visit dor.mo.gov/military/ to see the services and benefits we offer to all eligible military individuals. A list of all state agency resources and benefits can be found at veteranbenefits.mo.gov/state-benefits/.



IN
REV 02/08/24 PRO
MO-1040 Page 5