

For the year Jan. 1–Dec. 31, 2023, or other tax year beginning , 2023, ending , 20 See separate instructions.

Your first name and middle initial VENKATESWARARAO Last name UMMIDI Your social security number 699 11 6206

If joint return, spouse's first name and middle initial NEELIMA Last name JYOTHULA Spouse's social security number 035 78 3612

Home address (number and street). If you have a P.O. box, see instructions. 507 GREENLAND SQ Apt. no. Presidential Election Campaign

City, town, or post office. If you have a foreign address, also complete spaces below. HIGHLAND PARK State NJ ZIP code 08904 Check here if you, or your spouse if filing jointly, want \$3 to go to this fund. Checking a box below will not change your tax or refund.

Foreign country name Foreign province/state/county Foreign postal code You Spouse

Filing Status Single Married filing jointly (even if only one had income) Married filing separately (MFS) Head of household (HOH) Qualifying surviving spouse (QSS)

Digital Assets At any time during 2023, did you: (a) receive (as a reward, award, or payment for property or services); or (b) sell, exchange, or otherwise dispose of a digital asset (or a financial interest in a digital asset)? (See instructions.) Yes No

Standard Deduction Someone can claim: You as a dependent Your spouse as a dependent Spouse itemizes on a separate return or you were a dual-status alien

Age/Blindness You: Were born before January 2, 1959 Are blind Spouse: Was born before January 2, 1959 Is blind

Table with 5 columns: (1) First name, Last name, (2) Social security number, (3) Relationship to you, (4) Check the box if qualifies for (see instructions): Child tax credit, Credit for other dependents. Includes entry for VIAAN ANWIT UMMIDI.

Income section table with columns 1a-1z and 1a-1z. Includes entries for Total amount from Form(s) W-2, Household employee wages, Tip income, etc.

Table with columns 2a-2b, 3a-3b, 4a-4b, 5a-5b, 6a-6b. Includes entries for Tax-exempt interest, Qualified dividends, IRA distributions, Pensions and annuities, Social security benefits.

Table with columns 7-15. Includes entries for Capital gain or (loss), Additional income from Schedule 1, Total income, Adjustments to income, Adjusted gross income, Standard deduction or itemized deductions, Qualified business income deduction.

Tax and Credits	16	Tax (see instructions). Check if any from Form(s): 1 <input type="checkbox"/> 8814 2 <input type="checkbox"/> 4972 3 <input type="checkbox"/> _____	16	40,844.
	17	Amount from Schedule 2, line 3	17	
	18	Add lines 16 and 17	18	40,844.
	19	Child tax credit or credit for other dependents from Schedule 8812	19	2,000.
	20	Amount from Schedule 3, line 8	20	
	21	Add lines 19 and 20	21	2,000.
	22	Subtract line 21 from line 18. If zero or less, enter -0-	22	38,844.
	23	Other taxes, including self-employment tax, from Schedule 2, line 21	23	288.
24	Add lines 22 and 23. This is your total tax	24	39,132.	

Payments	25	Federal income tax withheld from:		
	a	Form(s) W-2	25a	41,599.
	b	Form(s) 1099	25b	
	c	Other forms (see instructions)	25c	455.
	d	Add lines 25a through 25c	25d	42,054.
	26	2023 estimated tax payments and amount applied from 2022 return	26	
	27	Earned income credit (EIC) <input type="checkbox"/> NO	27	
	28	Additional child tax credit from Schedule 8812	28	
	29	American opportunity credit from Form 8863, line 8	29	
	30	Reserved for future use	30	
	31	Amount from Schedule 3, line 15	31	
	32	Add lines 27, 28, 29, and 31. These are your total other payments and refundable credits	32	
	33	Add lines 25d, 26, and 32. These are your total payments	33	42,054.

Refund	34	If line 33 is more than line 24, subtract line 24 from line 33. This is the amount you overpaid	34	2,922.
	35a	Amount of line 34 you want refunded to you . If Form 8888 is attached, check here <input type="checkbox"/>	35a	2,922.
	b	Routing number 052001633 c Type: <input checked="" type="checkbox"/> Checking <input type="checkbox"/> Savings		
	d	Account number 446031895990		
36	Amount of line 34 you want applied to your 2024 estimated tax	36		

Amount You Owe	37	Subtract line 33 from line 24. This is the amount you owe . For details on how to pay, go to www.irs.gov/Payments or see instructions	37	
	38	Estimated tax penalty (see instructions)	38	

Third Party Designee Do you want to allow another person to discuss this return with the IRS? See instructions **Yes**. Complete below. **No**

Designee's name _____ Phone no. _____ Personal identification number (PIN) _____

Sign Here Under penalties of perjury, I declare that I have examined this return and accompanying schedules and statements, and to the best of my knowledge and belief, they are true, correct, and complete. Declaration of preparer (other than taxpayer) is based on all information of which preparer has any knowledge.

Your signature	Date	Your occupation ENGINEER	If the IRS sent you an Identity Protection PIN, enter it here (see inst.)
Spouse's signature. If a joint return, both must sign.	Date	Spouse's occupation SOFTWARE ENGINEER	If the IRS sent your spouse an Identity Protection PIN, enter it here (see inst.)
Phone no. (240) 675-5510	Email address VENKATESH.UMMIDI@GMAIL.COM		

Paid Preparer Use Only

Preparer's name SYAM PRIYA RAM SAGAR GUPTA TALLAM	Preparer's signature SYAM PRIYA RAM SAGAR GUPTA TALLAM	Date 03/08/2024	PTIN P02082703	Check if: <input type="checkbox"/> Self-employed
Firm's name GLOBAL TAXES LLC	Firm's address 245 ROONEY CT E BRUNSWICK NJ 08816			Phone no. (678) 965-9522
				Firm's EIN 84-3171965

**SCHEDULE 1
(Form 1040)**

Department of the Treasury
Internal Revenue Service

Additional Income and Adjustments to Income

Attach to Form 1040, 1040-SR, or 1040-NR.

Go to www.irs.gov/Form1040 for instructions and the latest information.

OMB No. 1545-0074

2023

Attachment
Sequence No. **01**

Name(s) shown on Form 1040, 1040-SR, or 1040-NR
VENKATESWARARAO UMMIDI & NEELIMA JYOTHULA

Your social security number
699-11-6206

Part I Additional Income

1	Taxable refunds, credits, or offsets of state and local income taxes		1	
2a	Alimony received		2a	
b	Date of original divorce or separation agreement (see instructions): _____			
3	Business income or (loss). Attach Schedule C		3	
4	Other gains or (losses). Attach Form 4797		4	
5	Rental real estate, royalties, partnerships, S corporations, trusts, etc. Attach Schedule E		5	-18,737.
6	Farm income or (loss). Attach Schedule F		6	
7	Unemployment compensation		7	
8	Other income:			
a	Net operating loss	8a ()		
b	Gambling	8b		
c	Cancellation of debt	8c		
d	Foreign earned income exclusion from Form 2555	8d ()		
e	Income from Form 8853	8e		
f	Income from Form 8889	8f		
g	Alaska Permanent Fund dividends	8g		
h	Jury duty pay	8h		
i	Prizes and awards	8i		
j	Activity not engaged in for profit income	8j		
k	Stock options	8k		
l	Income from the rental of personal property if you engaged in the rental for profit but were not in the business of renting such property	8l		
m	Olympic and Paralympic medals and USOC prize money (see instructions)	8m		
n	Section 951(a) inclusion (see instructions)	8n		
o	Section 951A(a) inclusion (see instructions)	8o		
p	Section 461(l) excess business loss adjustment	8p		
q	Taxable distributions from an ABL account (see instructions)	8q		
r	Scholarship and fellowship grants not reported on Form W-2	8r		
s	Nontaxable amount of Medicaid waiver payments included on Form 1040, line 1a or 1d	8s ()		
t	Pension or annuity from a nonqualified deferred compensation plan or a nongovernmental section 457 plan	8t		
u	Wages earned while incarcerated	8u		
z	Other income. List type and amount: _____	8z		
9	Total other income. Add lines 8a through 8z		9	
10	Combine lines 1 through 7 and 9. This is your additional income . Enter here and on Form 1040, 1040-SR, or 1040-NR, line 8		10	-18,737.

For Paperwork Reduction Act Notice, see your tax return instructions.

Schedule 1 (Form 1040) 2023

Part II Adjustments to Income

11	Educator expenses		11	
12	Certain business expenses of reservists, performing artists, and fee-basis government officials. Attach Form 2106		12	
13	Health savings account deduction. Attach Form 8889		13	
14	Moving expenses for members of the Armed Forces. Attach Form 3903		14	
15	Deductible part of self-employment tax. Attach Schedule SE		15	
16	Self-employed SEP, SIMPLE, and qualified plans		16	
17	Self-employed health insurance deduction		17	
18	Penalty on early withdrawal of savings		18	
19a	Alimony paid		19a	
b	Recipient's SSN			
c	Date of original divorce or separation agreement (see instructions): _____			
20	IRA deduction		20	
21	Student loan interest deduction		21	
22	Reserved for future use		22	
23	Archer MSA deduction		23	
24	Other adjustments:			
a	Jury duty pay (see instructions)	24a		
b	Deductible expenses related to income reported on line 8l from the rental of personal property engaged in for profit	24b		
c	Nontaxable amount of the value of Olympic and Paralympic medals and USOC prize money reported on line 8m	24c		
d	Reforestation amortization and expenses	24d		
e	Repayment of supplemental unemployment benefits under the Trade Act of 1974	24e		
f	Contributions to section 501(c)(18)(D) pension plans	24f		
g	Contributions by certain chaplains to section 403(b) plans	24g		
h	Attorney fees and court costs for actions involving certain unlawful discrimination claims (see instructions)	24h		
i	Attorney fees and court costs you paid in connection with an award from the IRS for information you provided that helped the IRS detect tax law violations	24i		
j	Housing deduction from Form 2555	24j		
k	Excess deductions of section 67(e) expenses from Schedule K-1 (Form 1041)	24k		
z	Other adjustments. List type and amount: _____	24z		
25	Total other adjustments. Add lines 24a through 24z		25	
26	Add lines 11 through 23 and 25. These are your adjustments to income . Enter here and on Form 1040, 1040-SR, or 1040-NR, line 10		26	

**SCHEDULE 2
(Form 1040)**

Department of the Treasury
Internal Revenue Service

Additional Taxes

Attach to Form 1040, 1040-SR, or 1040-NR.
Go to www.irs.gov/Form1040 for instructions and the latest information.

OMB No. 1545-0074

2023
Attachment
Sequence No. **02**

Name(s) shown on Form 1040, 1040-SR, or 1040-NR
VENKATESWARARAO UMMIDI & NEELIMA JYOTHULA

Your social security number
699-11-6206

Part I Tax

1	Alternative minimum tax. Attach Form 6251	1	
2	Excess advance premium tax credit repayment. Attach Form 8962	2	
3	Add lines 1 and 2. Enter here and on Form 1040, 1040-SR, or 1040-NR, line 17	3	

Part II Other Taxes

4	Self-employment tax. Attach Schedule SE	4	
5	Social security and Medicare tax on unreported tip income. Attach Form 4137	5	
6	Uncollected social security and Medicare tax on wages. Attach Form 8919	6	
7	Total additional social security and Medicare tax. Add lines 5 and 6	7	
8	Additional tax on IRAs or other tax-favored accounts. Attach Form 5329 if required. If not required, check here <input type="checkbox"/>	8	
9	Household employment taxes. Attach Schedule H	9	
10	Repayment of first-time homebuyer credit. Attach Form 5405 if required	10	
11	Additional Medicare Tax. Attach Form 8959	11	288.
12	Net investment income tax. Attach Form 8960	12	
13	Uncollected social security and Medicare or RRTA tax on tips or group-term life insurance from Form W-2, box 12	13	
14	Interest on tax due on installment income from the sale of certain residential lots and timeshares	14	
15	Interest on the deferred tax on gain from certain installment sales with a sales price over \$150,000	15	
16	Recapture of low-income housing credit. Attach Form 8611	16	

(continued on page 2)

Part II Other Taxes *(continued)*

17	Other additional taxes:		
a	Recapture of other credits. List type, form number, and amount: _____	17a	
b	Recapture of federal mortgage subsidy, if you sold your home see instructions	17b	
c	Additional tax on HSA distributions. Attach Form 8889	17c	
d	Additional tax on an HSA because you didn't remain an eligible individual. Attach Form 8889	17d	
e	Additional tax on Archer MSA distributions. Attach Form 8853	17e	
f	Additional tax on Medicare Advantage MSA distributions. Attach Form 8853	17f	
g	Recapture of a charitable contribution deduction related to a fractional interest in tangible personal property	17g	
h	Income you received from a nonqualified deferred compensation plan that fails to meet the requirements of section 409A	17h	
i	Compensation you received from a nonqualified deferred compensation plan described in section 457A	17i	
j	Section 72(m)(5) excess benefits tax	17j	
k	Golden parachute payments	17k	
l	Tax on accumulation distribution of trusts	17l	
m	Excise tax on insider stock compensation from an expatriated corporation	17m	
n	Look-back interest under section 167(g) or 460(b) from Form 8697 or 8866	17n	
o	Tax on non-effectively connected income for any part of the year you were a nonresident alien from Form 1040-NR	17o	
p	Any interest from Form 8621, line 16f, relating to distributions from, and dispositions of, stock of a section 1291 fund	17p	
q	Any interest from Form 8621, line 24	17q	
z	Any other taxes. List type and amount: _____ _____	17z	
18	Total additional taxes. Add lines 17a through 17z		18
19	Reserved for future use		19
20	Section 965 net tax liability installment from Form 965-A	20	
21	Add lines 4, 7 through 16, and 18. These are your total other taxes . Enter here and on Form 1040 or 1040-SR, line 23, or Form 1040-NR, line 23b		21

288.

**SCHEDULE D
(Form 1040)**

Capital Gains and Losses

OMB No. 1545-0074

2023

Department of the Treasury
Internal Revenue Service

Attach to Form 1040, 1040-SR, or 1040-NR.
Use Form 8949 to list your transactions for lines 1b, 2, 3, 8b, 9, and 10.
Go to www.irs.gov/ScheduleD for instructions and the latest information.

Attachment
Sequence No. **12**

Name(s) shown on return

VENKATESWARARAO UMMIDI & NEELIMA JYOTHULA

Your social security number

699-11-6206

Did you dispose of any investment(s) in a qualified opportunity fund during the tax year? Yes No

If "Yes," attach Form 8949 and see its instructions for additional requirements for reporting your gain or loss.

Part I Short-Term Capital Gains and Losses—Generally Assets Held One Year or Less (see instructions)

See instructions for how to figure the amounts to enter on the lines below.

This form may be easier to complete if you round off cents to whole dollars.

	(d) Proceeds (sales price)	(e) Cost (or other basis)	(g) Adjustments to gain or loss from Form(s) 8949, Part I, line 2, column (g)	(h) Gain or (loss) Subtract column (e) from column (d) and combine the result with column (g)
1a Totals for all short-term transactions reported on Form 1099-B for which basis was reported to the IRS and for which you have no adjustments (see instructions). However, if you choose to report all these transactions on Form 8949, leave this line blank and go to line 1b .				
1b Totals for all transactions reported on Form(s) 8949 with Box A checked	25,360.	22,205.		3,155.
2 Totals for all transactions reported on Form(s) 8949 with Box B checked				
3 Totals for all transactions reported on Form(s) 8949 with Box C checked				
4 Short-term gain from Form 6252 and short-term gain or (loss) from Forms 4684, 6781, and 8824				4
5 Net short-term gain or (loss) from partnerships, S corporations, estates, and trusts from Schedule(s) K-1				5
6 Short-term capital loss carryover. Enter the amount, if any, from line 8 of your Capital Loss Carryover Worksheet in the instructions				6 ()
7 Net short-term capital gain or (loss) . Combine lines 1a through 6 in column (h). If you have any long-term capital gains or losses, go to Part II below. Otherwise, go to Part III on the back				7 3,155.

Part II Long-Term Capital Gains and Losses—Generally Assets Held More Than One Year (see instructions)

See instructions for how to figure the amounts to enter on the lines below.

This form may be easier to complete if you round off cents to whole dollars.

	(d) Proceeds (sales price)	(e) Cost (or other basis)	(g) Adjustments to gain or loss from Form(s) 8949, Part II, line 2, column (g)	(h) Gain or (loss) Subtract column (e) from column (d) and combine the result with column (g)
8a Totals for all long-term transactions reported on Form 1099-B for which basis was reported to the IRS and for which you have no adjustments (see instructions). However, if you choose to report all these transactions on Form 8949, leave this line blank and go to line 8b .				
8b Totals for all transactions reported on Form(s) 8949 with Box D checked	32,944.	43,091.		-10,147.
9 Totals for all transactions reported on Form(s) 8949 with Box E checked				
10 Totals for all transactions reported on Form(s) 8949 with Box F checked				
11 Gain from Form 4797, Part I; long-term gain from Forms 2439 and 6252; and long-term gain or (loss) from Forms 4684, 6781, and 8824				11
12 Net long-term gain or (loss) from partnerships, S corporations, estates, and trusts from Schedule(s) K-1				12
13 Capital gain distributions. See the instructions				13
14 Long-term capital loss carryover. Enter the amount, if any, from line 13 of your Capital Loss Carryover Worksheet in the instructions				14 ()
15 Net long-term capital gain or (loss) . Combine lines 8a through 14 in column (h). Then, go to Part III on the back				15 -10,147.

For Paperwork Reduction Act Notice, see your tax return instructions.

Schedule D (Form 1040) 2023

Part III Summary

16	Combine lines 7 and 15 and enter the result	16	-6,992.
	<ul style="list-style-type: none"> • If line 16 is a gain, enter the amount from line 16 on Form 1040, 1040-SR, or 1040-NR, line 7. Then, go to line 17 below. • If line 16 is a loss, skip lines 17 through 20 below. Then, go to line 21. Also be sure to complete line 22. • If line 16 is zero, skip lines 17 through 21 below and enter -0- on Form 1040, 1040-SR, or 1040-NR, line 7. Then, go to line 22. 		
17	Are lines 15 and 16 both gains? <input type="checkbox"/> Yes. Go to line 18. <input type="checkbox"/> No. Skip lines 18 through 21, and go to line 22.		
18	If you are required to complete the 28% Rate Gain Worksheet (see instructions), enter the amount, if any, from line 7 of that worksheet	18	
19	If you are required to complete the Unrecaptured Section 1250 Gain Worksheet (see instructions), enter the amount, if any, from line 18 of that worksheet	19	
20	Are lines 18 and 19 both zero or blank and you are not filing Form 4952? <input type="checkbox"/> Yes. Complete the Qualified Dividends and Capital Gain Tax Worksheet in the instructions for Form 1040, line 16. Don't complete lines 21 and 22 below. <input type="checkbox"/> No. Complete the Schedule D Tax Worksheet in the instructions. Don't complete lines 21 and 22 below.		
21	If line 16 is a loss, enter here and on Form 1040, 1040-SR, or 1040-NR, line 7, the smaller of: <ul style="list-style-type: none"> • The loss on line 16; or • (\$3,000), or if married filing separately, (\$1,500) } 	21	(3,000.)
	Note: When figuring which amount is smaller, treat both amounts as positive numbers.		
22	Do you have qualified dividends on Form 1040, 1040-SR, or 1040-NR, line 3a? <input type="checkbox"/> Yes. Complete the Qualified Dividends and Capital Gain Tax Worksheet in the instructions for Form 1040, line 16. <input checked="" type="checkbox"/> No. Complete the rest of Form 1040, 1040-SR, or 1040-NR.		

Sales and Other Dispositions of Capital Assets

Department of the Treasury
Internal Revenue Service

File with your Schedule D to list your transactions for lines 1b, 2, 3, 8b, 9, and 10 of Schedule D.

Go to www.irs.gov/Form8949 for instructions and the latest information.

Name(s) shown on return

Social security number or taxpayer identification number

VENKATESWARARAO UMMIDI & NEELIMA JYOTHULA

699-11-6206

Before you check Box A, B, or C below, see whether you received any Form(s) 1099-B or substitute statement(s) from your broker. A substitute statement will have the same information as Form 1099-B. Either will show whether your basis (usually your cost) was reported to the IRS by your broker and may even tell you which box to check.

Part I Short-Term. Transactions involving capital assets you held 1 year or less are generally short-term (see instructions). For long-term transactions, see page 2.

Note: You may aggregate all short-term transactions reported on Form(s) 1099-B showing basis was reported to the IRS and for which no adjustments or codes are required. Enter the totals directly on Schedule D, line 1a; you aren't required to report these transactions on Form 8949 (see instructions).

You must check Box A, B, or C below. Check only one box. If more than one box applies for your short-term transactions, complete a separate Form 8949, page 1, for each applicable box. If you have more short-term transactions than will fit on this page for one or more of the boxes, complete as many forms with the same box checked as you need.

- (A)** Short-term transactions reported on Form(s) 1099-B showing basis was reported to the IRS (see **Note** above)
- (B)** Short-term transactions reported on Form(s) 1099-B showing basis **wasn't** reported to the IRS
- (C)** Short-term transactions not reported to you on Form 1099-B

1	(a) Description of property (Example: 100 sh. XYZ Co.)	(b) Date acquired (Mo., day, yr.)	(c) Date sold or disposed of (Mo., day, yr.)	(d) Proceeds (sales price) (see instructions)	(e) Cost or other basis See the Note below and see <i>Column (e)</i> in the separate instructions.	Adjustment, if any, to gain or loss If you enter an amount in column (g), enter a code in column (f). See the separate instructions.		(h) Gain or (loss) Subtract column (e) from column (d) and combine the result with column (g).
						(f) Code(s) from instructions	(g) Amount of adjustment	
	NATIONAL FINANCIAL SERVICES LLC	01/01/23	12/31/23	25,360.	22,205.			3,155.
2 Totals.	Add the amounts in columns (d), (e), (g), and (h) (subtract negative amounts). Enter each total here and include on your Schedule D, line 1b (if Box A above is checked), line 2 (if Box B above is checked), or line 3 (if Box C above is checked).			25,360.	22,205.			3,155.

Note: If you checked Box A above but the basis reported to the IRS was incorrect, enter in column (e) the basis as reported to the IRS, and enter an adjustment in column (g) to correct the basis. See *Column (g)* in the separate instructions for how to figure the amount of the adjustment.

Name(s) shown on return. Name and SSN or taxpayer identification no. not required if shown on other side VENKATESWARARAO UMMIDI & NEELIMA JYOTHULA	Social security number or taxpayer identification number 699-11-6206
--	--

Before you check Box D, E, or F below, see whether you received any Form(s) 1099-B or substitute statement(s) from your broker. A substitute statement will have the same information as Form 1099-B. Either will show whether your basis (usually your cost) was reported to the IRS by your broker and may even tell you which box to check.

Part II Long-Term. Transactions involving capital assets you held more than 1 year are generally long-term (see instructions). For short-term transactions, see page 1.

Note: You may aggregate all long-term transactions reported on Form(s) 1099-B showing basis was reported to the IRS and for which no adjustments or codes are required. Enter the totals directly on Schedule D, line 8a; you aren't required to report these transactions on Form 8949 (see instructions).

You must check Box D, E, or F below. Check only one box. If more than one box applies for your long-term transactions, complete a separate Form 8949, page 2, for each applicable box. If you have more long-term transactions than will fit on this page for one or more of the boxes, complete as many forms with the same box checked as you need.

- (D)** Long-term transactions reported on Form(s) 1099-B showing basis was reported to the IRS (see **Note** above)
- (E)** Long-term transactions reported on Form(s) 1099-B showing basis **wasn't** reported to the IRS
- (F)** Long-term transactions not reported to you on Form 1099-B

1	(a) Description of property (Example: 100 sh. XYZ Co.)	(b) Date acquired (Mo., day, yr.)	(c) Date sold or disposed of (Mo., day, yr.)	(d) Proceeds (sales price) (see instructions)	(e) Cost or other basis See the Note below and see <i>Column (e)</i> in the separate instructions.	Adjustment, if any, to gain or loss If you enter an amount in column (g), enter a code in column (f). See the separate instructions.		(h) Gain or (loss) Subtract column (e) from column (d) and combine the result with column (g).
						(f) Code(s) from instructions	(g) Amount of adjustment	
	NATIONAL FINANCIAL SERVICES LLC	01/01/23	12/31/23	32,944.	43,091.			-10,147.
2 Totals.	Add the amounts in columns (d), (e), (g), and (h) (subtract negative amounts). Enter each total here and include on your Schedule D, line 8b (if Box D above is checked), line 9 (if Box E above is checked), or line 10 (if Box F above is checked) . . .			32,944.	43,091.			-10,147.

Note: If you checked Box D above but the basis reported to the IRS was incorrect, enter in column (e) the basis as reported to the IRS, and enter an adjustment in column (g) to correct the basis. See *Column (g)* in the separate instructions for how to figure the amount of the adjustment.

**SCHEDULE E
(Form 1040)**

Supplemental Income and Loss

OMB No. 1545-0074

(From rental real estate, royalties, partnerships, S corporations, estates, trusts, REMICs, etc.)

2023
Attachment
Sequence No. **13**

Department of the Treasury
Internal Revenue Service

Attach to Form 1040, 1040-SR, 1040-NR, or 1041.

Go to www.irs.gov/ScheduleE for instructions and the latest information.

Name(s) shown on return

VENKATESWARARAO UMMIDI & NEELIMA JYOTHULA

Your social security number

699-11-6206

Part I Income or Loss From Rental Real Estate and Royalties

Note: If you are in the business of renting personal property, use **Schedule C**. See instructions. If you are an individual, report farm rental income or loss from **Form 4835** on page 2, line 40.

- A** Did you make any payments in 2023 that would require you to file Form(s) 1099? See instructions Yes No
- B** If "Yes," did you or will you file required Form(s) 1099? Yes No

1a Physical address of each property (street, city, state, ZIP code)

A DR NO: 3-1-84A MANAGAYAMMARAO PETA PITHAPURAM, EAST GODAVARI DISTRICT, AP IN 533450

B

C

1b Type of Property (from list below)	2 For each rental real estate property listed above, report the number of fair rental and personal use days. Check the QJV box only if you meet the requirements to file as a qualified joint venture. See instructions.	Fair Rental Days		Personal Use Days	QJV
		A	B	C	
A 3		365		0	<input type="checkbox"/>
B					<input type="checkbox"/>
C					<input type="checkbox"/>

Type of Property:

- 1 Single Family Residence
- 2 Multi-Family Residence
- 3 Vacation/Short-Term Rental
- 4 Commercial
- 5 Land
- 6 Royalties
- 7 Self-Rental
- 8 Other (describe) _____

Income:	Properties:		
	A	B	C
3 Rents received	3 801.		
4 Royalties received	4		
Expenses:			
5 Advertising	5		
6 Auto and travel (see instructions)	6		
7 Cleaning and maintenance	7 2,415.		
8 Commissions	8		
9 Insurance	9		
10 Legal and other professional fees	10		
11 Management fees	11 2,451.		
12 Mortgage interest paid to banks, etc. (see instructions)	12		
13 Other interest	13		
14 Repairs	14 3,896.		
15 Supplies	15 3,120.		
16 Taxes	16		
17 Utilities	17 3,652.		
18 Depreciation expense or depletion	18 4,004.		
19 Other (list) _____	19		
20 Total expenses. Add lines 5 through 19	20 19,538.		
21 Subtract line 20 from line 3 (rents) and/or 4 (royalties). If result is a (loss), see instructions to find out if you must file Form 6198	21 -18,737.		
22 Deductible rental real estate loss after limitation, if any, on Form 8582 (see instructions)	22 (18,737.)		
23a Total of all amounts reported on line 3 for all rental properties	23a 801.		
b Total of all amounts reported on line 4 for all royalty properties	23b		
c Total of all amounts reported on line 12 for all properties	23c		
d Total of all amounts reported on line 18 for all properties	23d 4,004.		
e Total of all amounts reported on line 20 for all properties	23e 19,538.		
24 Income. Add positive amounts shown on line 21. Do not include any losses	24		
25 Losses. Add royalty losses from line 21 and rental real estate losses from line 22. Enter total losses here	25 (18,737.)		
26 Total rental real estate and royalty income or (loss). Combine lines 24 and 25. Enter the result here. If Parts II, III, and IV, and line 40 on page 2 do not apply to you, also enter this amount on Schedule 1 (Form 1040), line 5. Otherwise, include this amount in the total on line 41 on page 2	26 -18,737.		

For Paperwork Reduction Act Notice, see the separate instructions.

NPA

-18,737.

Schedule E (Form 1040) 2023

Child and Dependent Care Expenses

Department of the Treasury Internal Revenue Service

Attach to Form 1040, 1040-SR, or 1040-NR.

Go to www.irs.gov/Form2441 for instructions and the latest information.

Name(s) shown on return

VENKATESWARARAO UMMIDI & NEELIMA JYOTHULA

Your social security number

699-11-6206

A You can't claim a credit for child and dependent care expenses if your filing status is married filing separately unless you meet the requirements listed in the instructions under Married Persons Filing Separately. If you meet these requirements, check this box . . . []

B If you or your spouse was a student or was disabled during 2023 and you're entering deemed income of \$250 or \$500 a month on Form 2441 based on the income rules listed in the instructions under If You or Your Spouse Was a Student or Disabled, check this box . . . []

Part I Persons or Organizations Who Provided the Care— You must complete this part. If you have more than three care providers, see the instructions and check this box []

Table with 5 columns: (a) Care provider's name, (b) Address, (c) Identifying number, (d) Was the care provider your household employee in 2023?, (e) Amount paid. Row 1: THE LEARNING EXPERIENCE, 1624 STELTON RD PISCATAWAY NJ 08854, 45-4370660, [] Yes [X] No, 9,605.

Did you receive dependent care benefits? [] No Complete only Part II below. [] Yes Complete Part III on page 2 next.

Caution: If the care provider is your household employee, you may owe employment taxes. For details, see the Instructions for Schedule H (Form 1040). If you incurred care expenses in 2023 but didn't pay them until 2024, or if you prepaid in 2023 for care to be provided in 2024, don't include these expenses in column (d) of line 2 for 2023. See the instructions.

Part II Credit for Child and Dependent Care Expenses 2 Information about your qualifying person(s). If you have more than three qualifying persons, see the instructions and check this box []

Table with 4 columns: (a) Qualifying person's name, (b) Qualifying person's social security number, (c) Check here if the qualifying person was over age 12 and was disabled, (d) Qualified expenses. Row 1: VIAAN ANWIT, UMMIDI, 813-67-9650, [], 9,605.

3 Add the amounts in column (d) of line 2. Don't enter more than \$3,000 if you had one qualifying person or \$6,000 if you had two or more persons. If you completed Part III, enter the amount from line 31 . . . 3
4 Enter your earned income. See instructions 4
5 If married filing jointly, enter your spouse's earned income (if you or your spouse was a student or was disabled, see the instructions); all others, enter the amount from line 4 5 0.
6 Enter the smallest of line 3, 4, or 5 6
7 Enter the amount from Form 1040, 1040-SR, or 1040-NR, line 11 7
8 Enter on line 8 the decimal amount shown below that applies to the amount on line 7.
If line 7 is: But not over Decimal amount is
\$0-15,000 .35
15,000-17,000 .34
17,000-19,000 .33
19,000-21,000 .32
21,000-23,000 .31
23,000-25,000 .30
If line 7 is: But not over Decimal amount is
\$25,000-27,000 .29
27,000-29,000 .28
29,000-31,000 .27
31,000-33,000 .26
33,000-35,000 .25
35,000-37,000 .24
If line 7 is: But not over Decimal amount is
\$37,000-39,000 .23
39,000-41,000 .22
41,000-43,000 .21
43,000-No limit .20
8 X
9a Multiply line 6 by the decimal amount on line 8 9a
b If you paid 2022 expenses in 2023, complete Worksheet A in the instructions. Enter the amount from line 13 of the worksheet here. Otherwise, enter -0- on line 9b and go to line 9c 9b
c Add lines 9a and 9b and enter the result 9c
10 Tax liability limit. Enter the amount from the Credit Limit Worksheet in the instructions | 10
11 Credit for child and dependent care expenses. Enter the smaller of line 9c or line 10 here and on Schedule 3 (Form 1040), line 2 11

Part III Dependent Care Benefits

12	Enter the total amount of dependent care benefits you received in 2023. Amounts you received as an employee should be shown in box 10 of your Form(s) W-2. Don't include amounts reported as wages in box 1 of Form(s) W-2. If you were self-employed or a partner, include amounts you received under a dependent care assistance program from your sole proprietorship or partnership	12	5,000.
13	Enter the amount, if any, you carried over from 2022 and used in 2023 during the grace period. See instructions	13	
14	If you forfeited or carried over to 2024 any of the amounts reported on line 12 or 13, enter the amount. See instructions	14	()
15	Combine lines 12 through 14. See instructions	15	5,000.
16	Enter the total amount of qualified expenses incurred in 2023 for the care of the qualifying person(s)	16	9,605.
17	Enter the smaller of line 15 or 16	17	5,000.
18	Enter your earned income . See instructions	18	244,246.
19	Enter the amount shown below that applies to you. <ul style="list-style-type: none"> • If married filing jointly, enter your spouse's earned income (if you or your spouse was a student or was disabled, see the instructions for line 5). • If married filing separately, see instructions. • All others, enter the amount from line 18. 	19	30,000.
20	Enter the smallest of line 17, 18, or 19	20	5,000.
21	Enter \$5,000 (\$2,500 if married filing separately and you were required to enter your spouse's earned income on line 19). However, don't enter more than the maximum amount allowed under your dependent care plan. See instructions	21	5,000.
22	Is any amount on line 12 or 13 from your sole proprietorship or partnership? <input checked="" type="checkbox"/> No. Enter -0-. <input type="checkbox"/> Yes. Enter the amount here	22	0.
23	Subtract line 22 from line 15	23	5,000.
24	Deductible benefits. Enter the smallest of line 20, 21, or 22. Also, include this amount on the appropriate line(s) of your return. See instructions	24	0.
25	Excluded benefits. If you checked "No" on line 22, enter the smaller of line 20 or line 21. Otherwise, subtract line 24 from the smaller of line 20 or line 21. If zero or less, enter -0-	25	5,000.
26	Taxable benefits. Subtract line 25 from line 23. If zero or less, enter -0-. Also, enter this amount on Form 1040, 1040-SR, or 1040-NR, line 1e	26	0.

To claim the child and dependent care credit, complete lines 27 through 31 below.

27	Enter \$3,000 (\$6,000 if two or more qualifying persons)	27	3,000.
28	Add lines 24 and 25	28	5,000.
29	Subtract line 28 from line 27. If zero or less, stop . You can't take the credit. Exception. If you paid 2022 expenses in 2023, see the instructions for line 9b	29	-2,000.
30	Complete line 2 on page 1 of this form. Don't include in column (d) any benefits shown on line 28 above. Then, add the amounts in column (d) and enter the total here	30	
31	Enter the smaller of line 29 or 30. Also, enter this amount on line 3 on page 1 of this form and complete lines 4 through 11	31	

**SCHEDULE 8812
(Form 1040)**

**Credits for Qualifying Children
and Other Dependents**

OMB No. 1545-0074

2023

Attachment
Sequence No. **47**

Department of the Treasury
Internal Revenue Service

Attach to Form 1040, 1040-SR, or 1040-NR.

Go to www.irs.gov/Schedule8812 for instructions and the latest information.

Name(s) shown on return

Your social security number

VENKATESWARARAO UMMIDI & NEELIMA JYOTHULA

699-11-6206

Part I Child Tax Credit and Credit for Other Dependents

1	Enter the amount from line 11 of your Form 1040, 1040-SR, or 1040-NR		1	252,885.
2a	Enter income from Puerto Rico that you excluded	2a		
b	Enter the amounts from lines 45 and 50 of your Form 2555	2b	0.	
c	Enter the amount from line 15 of your Form 4563	2c		
d	Add lines 2a through 2c	2d	0.	
3	Add lines 1 and 2d	3	252,885.	
4	Number of qualifying children under age 17 with the required social security number	4	1	
5	Multiply line 4 by \$2,000	5	2,000.	
6	Number of other dependents, including any qualifying children who are not under age 17 or who do not have the required social security number	6	0	
	Caution: Do not include yourself, your spouse, or anyone who is not a U.S. citizen, U.S. national, or U.S. resident alien. Also, do not include anyone you included on line 4.			
7	Multiply line 6 by \$500	7		
8	Add lines 5 and 7	8	2,000.	
9	Enter the amount shown below for your filing status. • Married filing jointly—\$400,000 } • All other filing statuses—\$200,000 }	9	400,000.	
10	Subtract line 9 from line 3. • If zero or less, enter -0-. • If more than zero and not a multiple of \$1,000, enter the next multiple of \$1,000. For example, if the result is \$425, enter \$1,000; if the result is \$1,025, enter \$2,000, etc. }	10	0.	
11	Multiply line 10 by 5% (0.05)	11	0.	
12	Is the amount on line 8 more than the amount on line 11?	12	2,000.	
	<input type="checkbox"/> No. STOP. You cannot take the child tax credit, credit for other dependents, or additional child tax credit. Skip Parts II-A and II-B. Enter -0- on lines 14 and 27.			
	<input checked="" type="checkbox"/> Yes. Subtract line 11 from line 8. Enter the result.			
13	Enter the amount from Credit Limit Worksheet A	13	40,844.	
14	Enter the smaller of line 12 or line 13. This is your child tax credit and credit for other dependents	14	2,000.	

Enter this amount on Form 1040, 1040-SR, or 1040-NR, line 19.

If the amount on line 12 is more than the amount on line 14, you may be able to take the **additional child tax credit** on Form 1040, 1040-SR, or 1040-NR, line 28. Complete your Form 1040, 1040-SR, or 1040-NR through line 27 (also complete Schedule 3, line 11) before completing Part II-A.

Part II-A Additional Child Tax Credit for All Filers

Caution: If you file Form 2555, you cannot claim the additional child tax credit.

15	Check this box if you do not want to claim the additional child tax credit. Skip Parts II-A and II-B. Enter -0- on line 27		<input type="checkbox"/>
16a	Subtract line 14 from line 12. If zero, stop here ; you cannot take the additional child tax credit. Skip Parts II-A and II-B. Enter -0- on line 27	16a	0.
b	Number of qualifying children under 17 with the required social security number: _____ x \$1,600. Enter the result. If zero, stop here ; you cannot claim the additional child tax credit. Skip Parts II-A and II-B. Enter -0- on line 27	16b	
	TIP: The number of children you use for this line is the same as the number of children you used for line 4.		
17	Enter the smaller of line 16a or line 16b	17	
18a	Earned income (see instructions)	18a	
b	Nontaxable combat pay (see instructions)	18b	
19	Is the amount on line 18a more than \$2,500? <input type="checkbox"/> No. Leave line 19 blank and enter -0- on line 20. <input type="checkbox"/> Yes. Subtract \$2,500 from the amount on line 18a. Enter the result	19	
20	Multiply the amount on line 19 by 15% (0.15) and enter the result Next. On line 16b, is the amount \$4,800 or more? <input type="checkbox"/> No. If you are a bona fide resident of Puerto Rico, go to line 21. Otherwise, skip Part II-B and enter the smaller of line 17 or line 20 on line 27. <input type="checkbox"/> Yes. If line 20 is equal to or more than line 17, skip Part II-B and enter the amount from line 17 on line 27. Otherwise, go to line 21.	20	

Part II-B Certain Filers Who Have Three or More Qualifying Children and Bona Fide Residents of Puerto Rico

21	Withheld social security, Medicare, and Additional Medicare taxes from Form(s) W-2, boxes 4 and 6. If married filing jointly, include your spouse's amounts with yours. If your employer withheld or you paid Additional Medicare Tax or tier 1 RRTA taxes, or if you are a bona fide resident of Puerto Rico, see instructions.	21	
22	Enter the total of the amounts from Schedule 1 (Form 1040), line 15; Schedule 2 (Form 1040), line 5; Schedule 2 (Form 1040), line 6; and Schedule 2 (Form 1040), line 13	22	
23	Add lines 21 and 22	23	
24	1040 and 1040-SR filers: Enter the total of the amounts from Form 1040 or 1040-SR, line 27, and Schedule 3 (Form 1040), line 11. } 1040-NR filers: Enter the amount from Schedule 3 (Form 1040), line 11. }	24	
25	Subtract line 24 from line 23. If zero or less, enter -0-	25	
26	Enter the larger of line 20 or line 25 Next, enter the smaller of line 17 or line 26 on line 27.	26	

Part II-C Additional Child Tax Credit

27	This is your additional child tax credit. Enter this amount on Form 1040, 1040-SR, or 1040-NR, line 28	27	
-----------	--	-----------	--

Health Savings Accounts (HSAs)

Department of the Treasury
Internal Revenue Service

Attach to Form 1040, 1040-SR, or 1040-NR.
Go to www.irs.gov/Form8889 for instructions and the latest information.

2023
Attachment
Sequence No. **52**

Name(s) shown on Form 1040, 1040-SR, or 1040-NR

Social security number of HSA beneficiary.
If both spouses have HSAs, see instructions.
699-11-6206

VENKATESWARARAO UMMIDI

Before you begin: Complete Form 8853, Archer MSAs and Long-Term Care Insurance Contracts, if required.

Part I HSA Contributions and Deduction. See the instructions before completing this part. If you are filing jointly and both you and your spouse each have separate HSAs, complete a separate Part I for each spouse.

1	Check the box to indicate your coverage under a high-deductible health plan (HDHP) during 2023. See instructions	<input type="checkbox"/> Self-only <input checked="" type="checkbox"/> Family
2	HSA contributions you made for 2023 (or those made on your behalf), including those made by the unextended due date of your tax return that were for 2023. Do not include employer contributions, contributions through a cafeteria plan, or rollovers. See instructions	2 0.
3	If you were under age 55 at the end of 2023 and, on the first day of every month during 2023, you were, or were considered, an eligible individual with the same coverage, enter \$3,850 (\$7,750 for family coverage). All others , see the instructions for the amount to enter	3 7,750.
4	Enter the amount you and your employer contributed to your Archer MSAs for 2023 from Form 8853, lines 1 and 2. If you or your spouse had family coverage under an HDHP at any time during 2023, also include any amount contributed to your spouse's Archer MSAs	4 0.
5	Subtract line 4 from line 3. If zero or less, enter -0-	5 7,750.
6	Enter the amount from line 5. But if you and your spouse each have separate HSAs and had family coverage under an HDHP at any time during 2023, see the instructions for the amount to enter	6 7,750.
7	If you were age 55 or older at the end of 2023, married, and you or your spouse had family coverage under an HDHP at any time during 2023, enter your additional contribution amount. See instructions	7
8	Add lines 6 and 7	8 7,750.
9	Employer contributions made to your HSAs for 2023	9 1,500.
10	Qualified HSA funding distributions	10
11	Add lines 9 and 10	11 1,500.
12	Subtract line 11 from line 8. If zero or less, enter -0-	12 6,250.
13	HSA deduction. Enter the smaller of line 2 or line 12 here and on Schedule 1 (Form 1040), Part II, line 13 Caution: If line 2 is more than line 13, you may have to pay an additional tax. See instructions.	13 0.

Part II HSA Distributions. If you are filing jointly and both you and your spouse each have separate HSAs, complete a separate Part II for each spouse.

14a	Total distributions you received in 2023 from all HSAs (see instructions)	14a
b	Distributions included on line 14a that you rolled over to another HSA. Also include any excess contributions (and the earnings on those excess contributions) included on line 14a that were withdrawn by the due date of your return. See instructions	14b
c	Subtract line 14b from line 14a	14c
15	Qualified medical expenses paid using HSA distributions (see instructions)	15
16	Taxable HSA distributions. Subtract line 15 from line 14c. If zero or less, enter -0-. Also, include this amount in the total on Schedule 1 (Form 1040), Part I, line 8f	16
17a	If any of the distributions included on line 16 meet any of the Exceptions to the Additional 20% Tax (see instructions), check here <input type="checkbox"/>	
b	Additional 20% tax (see instructions). Enter 20% (0.20) of the distributions included on line 16 that are subject to the additional 20% tax. Also, include this amount in the total on Schedule 2 (Form 1040), Part II, line 17c	17b

Part III Income and Additional Tax for Failure To Maintain HDHP Coverage. See the instructions before completing this part. If you are filing jointly and both you and your spouse each have separate HSAs, complete a separate Part III for each spouse.

18	Last-month rule	18
19	Qualified HSA funding distribution	19
20	Total income. Add lines 18 and 19. Include this amount on Schedule 1 (Form 1040), Part I, line 8f	20
21	Additional tax. Multiply line 20 by 10% (0.10). Include this amount in the total on Schedule 2 (Form 1040), Part II, line 17d	21

Paid Preparer's Due Diligence Checklist
*Earned Income Credit (EIC), American Opportunity Tax Credit (AOTC),
Child Tax Credit (CTC) (including the Additional Child Tax Credit (ACTC) and
Credit for Other Dependents (ODC)), and Head of Household (HOH) Filing Status*
**To be completed by preparer and filed with Form 1040, 1040-SR, 1040-NR, 1040-PR, or 1040-SS.
Go to www.irs.gov/Form8867 for instructions and the latest information.**

Taxpayer name(s) shown on return VENKATESWARARAO UMMIDI & NEELIMA JYOTHULA	Taxpayer identification number 699-11-6206
Preparer's name SYAM PRIYA RAM SAGAR GUPTA TALLAM	Preparer tax identification number P02082703

Part I Due Diligence Requirements

Please check the appropriate box for the credit(s) and/or HOH filing status claimed on the return and complete the related Parts I-V for the benefit(s) claimed (check all that apply). EIC CTC/ACTC/ODC AOTC HOH

	Yes	No	N/A
1 Did you complete the return based on information for the applicable tax year provided by the taxpayer or reasonably obtained by you?	<input checked="" type="checkbox"/>	<input type="checkbox"/>	
2 If credits are claimed on the return, did you complete the applicable EIC and/or CTC/ACTC/ODC worksheets found in the Form 1040, 1040-SR, 1040-NR, 1040-PR, 1040-SS, or Schedule 8812 (Form 1040) instructions, and/or the AOTC worksheet found in the Form 8863 instructions, or your own worksheet(s) that provides the same information, and all related forms and schedules for each credit claimed?	<input checked="" type="checkbox"/>	<input type="checkbox"/>	<input type="checkbox"/>
3 Did you satisfy the knowledge requirement? To meet the knowledge requirement, you must do both of the following. • Interview the taxpayer, ask questions, and contemporaneously document the taxpayer's responses to determine that the taxpayer is eligible to claim the credit(s) and/or HOH filing status. • Review information to determine that the taxpayer is eligible to claim the credit(s) and/or HOH filing status and to figure the amount(s) of any credit(s)	<input checked="" type="checkbox"/>	<input type="checkbox"/>	
4 Did any information provided by the taxpayer or a third party for use in preparing the return, or information reasonably known to you, appear to be incorrect, incomplete, or inconsistent? (If "Yes," answer questions 4a and 4b. If "No," go to question 5.)	<input type="checkbox"/>	<input checked="" type="checkbox"/>	
a Did you make reasonable inquiries to determine the correct, complete, and consistent information?	<input type="checkbox"/>	<input type="checkbox"/>	
b Did you contemporaneously document your inquiries? (Documentation should include the questions you asked, whom you asked, when you asked, the information that was provided, and the impact the information had on your preparation of the return.)	<input type="checkbox"/>	<input type="checkbox"/>	
5 Did you satisfy the record retention requirement? To meet the record retention requirement, you must keep a copy of your documentation referenced in question 4b, a copy of this Form 8867, a copy of any applicable worksheet(s), a record of how, when, and from whom the information used to prepare Form 8867 and any applicable worksheet(s) was obtained, and a copy of any document(s) provided by the taxpayer that you relied on to determine eligibility for the credit(s) and/or HOH filing status or to figure the amount(s) of the credit(s) List those documents provided by the taxpayer, if any, that you relied on: _____ _____ _____	<input checked="" type="checkbox"/>	<input type="checkbox"/>	
6 Did you ask the taxpayer whether he/she could provide documentation to substantiate eligibility for the credit(s) and/or HOH filing status and the amount(s) of any credit(s) claimed on the return if his/her return is selected for audit?	<input checked="" type="checkbox"/>	<input type="checkbox"/>	
7 Did you ask the taxpayer if any of these credits were disallowed or reduced in a previous year? (If credits were disallowed or reduced, go to question 7a; if not, go to question 8.)	<input checked="" type="checkbox"/>	<input type="checkbox"/>	<input type="checkbox"/>
a Did you complete the required recertification Form 8862?	<input type="checkbox"/>	<input type="checkbox"/>	<input type="checkbox"/>
8 If the taxpayer is reporting self-employment income, did you ask questions to prepare a complete and correct Schedule C (Form 1040)?	<input type="checkbox"/>	<input type="checkbox"/>	<input type="checkbox"/>

Part II Due Diligence Questions for Returns Claiming EIC (If the return does not claim EIC, go to Part III.)

	Yes	No	N/A
9a Have you determined that the taxpayer is eligible to claim the EIC for the number of qualifying children claimed, or is eligible to claim the EIC without a qualifying child? (If the taxpayer is claiming the EIC and does not have a qualifying child, go to question 10.)	<input type="checkbox"/>	<input type="checkbox"/>	
b Did you ask the taxpayer if the child lived with the taxpayer for over half of the year, even if the taxpayer has supported the child the entire year?	<input type="checkbox"/>	<input type="checkbox"/>	
c Did you explain to the taxpayer the rules about claiming the EIC when a child is the qualifying child of more than one person (tiebreaker rules)?	<input type="checkbox"/>	<input type="checkbox"/>	<input type="checkbox"/>

Part III Due Diligence Questions for Returns Claiming CTC/ACTC/ODC (If the return does not claim CTC, ACTC, or ODC, go to Part IV.)

	Yes	No	N/A
10 Have you determined that each qualifying person for the CTC/ACTC/ODC is the taxpayer's dependent who is a citizen, national, or resident of the United States?	<input checked="" type="checkbox"/>	<input type="checkbox"/>	
11 Did you explain to the taxpayer that he/she may not claim the CTC/ACTC if the child has not lived with the taxpayer for over half of the year, even if the taxpayer has supported the child, unless the child's custodial parent has released a claim to exemption for the child?	<input checked="" type="checkbox"/>	<input type="checkbox"/>	<input type="checkbox"/>
12 Did you explain to the taxpayer the rules about claiming the CTC/ACTC/ODC for a child of divorced or separated parents (or parents who live apart), including any requirement to attach a Form 8332 or similar statement to the return?	<input checked="" type="checkbox"/>	<input type="checkbox"/>	<input type="checkbox"/>

Part IV Due Diligence Questions for Returns Claiming AOTC (If the return does not claim AOTC, go to Part V.)

	Yes	No
13 Did the taxpayer provide substantiation for the credit, such as a Form 1098-T and/or receipts for the qualified tuition and related expenses for the claimed AOTC?	<input type="checkbox"/>	<input type="checkbox"/>

Part V Due Diligence Questions for Claiming HOH (If the return does not claim HOH filing status, go to Part VI.)

	Yes	No
14 Have you determined that the taxpayer was unmarried or considered unmarried on the last day of the tax year and provided more than half of the cost of keeping up a home for the year for a qualifying person?	<input type="checkbox"/>	<input type="checkbox"/>

Part VI Eligibility Certification

You will have complied with all due diligence requirements for claiming the applicable credit(s) and/or HOH filing status on the return of the taxpayer identified above if you:

- A. Interview the taxpayer, ask adequate questions, contemporaneously document the taxpayer's responses on the return or in your notes, review adequate information to determine if the taxpayer is eligible to claim the credit(s) and/or HOH filing status and to figure the amount(s) of the credit(s);
- B. Complete this Form 8867 truthfully and accurately and complete the actions described in this checklist for any applicable credit(s) claimed and HOH filing status, if claimed;
- C. Submit Form 8867 in the manner required; **and**
- D. Keep all five of the following records for 3 years from the latest of the dates specified in the Form 8867 instructions under *Document Retention*.
 - 1. A copy of this Form 8867.
 - 2. The applicable worksheet(s) or your own worksheet(s) for any credit(s) claimed.
 - 3. Copies of any documents provided by the taxpayer on which you relied to determine the taxpayer's eligibility for the credit(s) and/or HOH filing status and to figure the amount(s) of the credit(s).
 - 4. A record of how, when, and from whom the information used to prepare this form and the applicable worksheet(s) was obtained.
 - 5. A record of any additional information you relied upon, including questions you asked and the taxpayer's responses, to determine the taxpayer's eligibility for the credit(s) and/or HOH filing status and to figure the amount(s) of the credit(s).

If you have not complied with all due diligence requirements, you may have to pay a penalty for each failure to comply related to a claim of an applicable credit or HOH filing status (see instructions for more information).

	Yes	No
15 Do you certify that all of the answers on this Form 8867 are, to the best of your knowledge, true, correct, and complete?	<input checked="" type="checkbox"/>	<input type="checkbox"/>

Additional Medicare Tax

If any line does not apply to you, leave it blank. See separate instructions.
 Attach to Form 1040, 1040-SR, 1040-NR, or 1040-SS.
 Go to www.irs.gov/Form8959 for instructions and the latest information.

Name(s) shown on return

VENKATESWARARAO UMMIDI & NEELIMA JYOTHULA

Your social security number

699-11-6206

Part I Additional Medicare Tax on Medicare Wages

1 Medicare wages and tips from Form W-2, box 5. If you have more than one Form W-2, enter the total of the amounts from box 5	1	281,961.		
2 Unreported tips from Form 4137, line 6	2			
3 Wages from Form 8919, line 6	3			
4 Add lines 1 through 3	4	281,961.		
5 Enter the following amount for your filing status:				
Married filing jointly \$250,000				
Married filing separately \$125,000				
Single, Head of household, or Qualifying surviving spouse \$200,000	5	250,000.		
6 Subtract line 5 from line 4. If zero or less, enter -0-	6			31,961.
7 Additional Medicare Tax on Medicare wages. Multiply line 6 by 0.9% (0.009). Enter here and go to Part II	7			288.

Part II Additional Medicare Tax on Self-Employment Income

8 Self-employment income from Schedule SE (Form 1040), Part I, line 6. If you had a loss, enter -0-	8			
9 Enter the following amount for your filing status:				
Married filing jointly \$250,000				
Married filing separately \$125,000				
Single, Head of household, or Qualifying surviving spouse \$200,000	9			
10 Enter the amount from line 4	10			
11 Subtract line 10 from line 9. If zero or less, enter -0-	11			
12 Subtract line 11 from line 8. If zero or less, enter -0-	12			
13 Additional Medicare Tax on self-employment income. Multiply line 12 by 0.9% (0.009). Enter here and go to Part III	13			

Part III Additional Medicare Tax on Railroad Retirement Tax Act (RRTA) Compensation

14 Railroad retirement (RRTA) compensation and tips from Form(s) W-2, box 14 (see instructions)	14			
15 Enter the following amount for your filing status:				
Married filing jointly \$250,000				
Married filing separately \$125,000				
Single, Head of household, or Qualifying surviving spouse \$200,000	15			
16 Subtract line 15 from line 14. If zero or less, enter -0-	16			
17 Additional Medicare Tax on railroad retirement (RRTA) compensation. Multiply line 16 by 0.9% (0.009). Enter here and go to Part IV	17			

Part IV Total Additional Medicare Tax

18 Add lines 7, 13, and 17. Also include this amount on Schedule 2 (Form 1040), line 11 (Form 1040-SS filers, see instructions), and go to Part V	18			288.
--	-----------	--	--	------

Part V Withholding Reconciliation

19 Medicare tax withheld from Form W-2, box 6. If you have more than one Form W-2, enter the total of the amounts from box 6	19	4,543.		
20 Enter the amount from line 1	20	281,961.		
21 Multiply line 20 by 1.45% (0.0145). This is your regular Medicare tax withholding on Medicare wages	21	4,088.		
22 Subtract line 21 from line 19. If zero or less, enter -0-. This is your Additional Medicare Tax withholding on Medicare wages	22			455.
23 Additional Medicare Tax withholding on railroad retirement (RRTA) compensation from Form W-2, box 14 (see instructions)	23			
24 Total Additional Medicare Tax withholding. Add lines 22 and 23. Also include this amount with federal income tax withholding on Form 1040, 1040-SR, or 1040-NR, line 25c (Form 1040-SS filers, see instructions)	24			455.

**Net Investment Income Tax—
Individuals, Estates, and Trusts**

Attach to your tax return.

Go to www.irs.gov/Form8960 for instructions and the latest information.

Name(s) shown on your tax return

VENKATESWARARAO UMMIDI & NEELIMA JYOTHULA

Your social security number or EIN

699-11-6206

- Part I Investment Income** Section 6013(g) election (see instructions)
 Section 6013(h) election (see instructions)
 Regulations section 1.1411-10(g) election (see instructions)

1	Taxable interest (see instructions)		1	376.
2	Ordinary dividends (see instructions)		2	
3	Annuities (see instructions)		3	
4a	Rental real estate, royalties, partnerships, S corporations, trusts, trades or businesses, etc. (see instructions)	4a -18,737.	4c	-18,737.
b	Adjustment for net income or loss derived in the ordinary course of a non-section 1411 trade or business (see instructions)	4b		
c	Combine lines 4a and 4b			
5a	Net gain or loss from disposition of property (see instructions)	5a -3,000.	5d	-3,000.
b	Net gain or loss from disposition of property that is not subject to net investment income tax (see instructions)	5b		
c	Adjustment from disposition of partnership interest or S corporation stock (see instructions)	5c		
d	Combine lines 5a through 5c			
6	Adjustments to investment income for certain CFCs and PFICs (see instructions)		6	
7	Other modifications to investment income (see instructions)		7	
8	Total investment income. Combine lines 1, 2, 3, 4c, 5d, 6, and 7		8	-21,361.

Part II Investment Expenses Allocable to Investment Income and Modifications

9a	Investment interest expenses (see instructions)	9a	9d	
b	State, local, and foreign income tax (see instructions)	9b		
c	Miscellaneous investment expenses (see instructions)	9c		
d	Add lines 9a, 9b, and 9c			
10	Additional modifications (see instructions)		10	
11	Total deductions and modifications. Add lines 9d and 10		11	

Part III Tax Computation

12	Net investment income. Subtract Part II, line 11, from Part I, line 8. Individuals, complete lines 13-17. Estates and trusts, complete lines 18a-21. If zero or less, enter -0-		12	0.
Individuals:				
13	Modified adjusted gross income (see instructions)	13 252,885.	16	0.
14	Threshold based on filing status (see instructions)	14 250,000.		
15	Subtract line 14 from line 13. If zero or less, enter -0-	15 2,885.		
16	Enter the smaller of line 12 or line 15			
17	Net investment income tax for individuals. Multiply line 16 by 3.8% (0.038). Enter here and include on your tax return (see instructions)		17	0.
Estates and Trusts:				
18a	Net investment income (line 12 above)	18a	20	
b	Deductions for distributions of net investment income and charitable deductions (see instructions)	18b		
c	Undistributed net investment income. Subtract line 18b from line 18a (see instructions). If zero or less, enter -0-	18c		
19a	Adjusted gross income (see instructions)	19a	21	
b	Highest tax bracket for estates and trusts for the year (see instructions)	19b		
c	Subtract line 19b from line 19a. If zero or less, enter -0-	19c		
20	Enter the smaller of line 18c or line 19c			
21	Net investment income tax for estates and trusts. Multiply line 20 by 3.8% (0.038). Enter here and include on your tax return (see instructions)			



New York State E-File Signature Authorization for Tax Year 2023

For Forms IT-201, IT-201-X, IT-203, IT-203-X, IT-214, and NYC-210

Electronic return originator (ERO): Do not mail this form to the Tax Department. Keep it for your records.

Taxpayer's name VENKATESWARARAO UMMIDI	Spouse's name (jointly filed return only) NEELIMA JYOTHULA
---	---

Purpose

Form TR-579-IT must be completed to authorize an ERO to e-file a personal income tax return and to transmit bank account information for the electronic funds withdrawal.

EROs must complete Part C prior to transmitting electronically filed income tax returns (Forms IT-201, IT-201-X, IT-203, IT-203-X, IT-214, and NYC-210).

Both the paid preparer and the ERO are required to sign Part C. However, an individual performing as both the paid preparer and the ERO is only required to sign as the paid preparer. It is not necessary to include the ERO signature in this case. Note that an alternative signature can be used as described in Publication 58, *Information for Income Tax Return Preparers*, available on our website.

General instructions

Taxpayers must complete Part B before the ERO transmits the taxpayer's electronically filed Forms IT-201, *Resident Income Tax Return*, IT-201-X, *Amended Resident Income Tax Return*, IT-203, *Nonresident and Part-Year Resident Income Tax Return*, IT-203-X, *Amended Nonresident and Part-Year Resident Income Tax Return*, IT-214, *Claim for Real Property Tax Credit*, and NYC-210, *Claim for New York City School Tax Credit*. Note that an electronic signature can be used as described in TSB-M-20(1)C, (2)I, *E-File Authorizations (TR-579 forms) for Taxpayers Using a Paid Preparer for Electronically Filed Tax Returns*.

This form is not required for electronically filed Form IT-370, *Application for Automatic Six-Month Extension of Time to File for Individuals*. See Form TR-579.1-IT, *New York State Taxpayer Authorization for Electronic Funds Withdrawal for Tax Year 2023 Form IT-370 and Tax Year 2024 Form IT-2105*.

For returns filed jointly, both spouses must complete and sign Form TR-579-IT.

Part A – Tax return information

1 Federal adjusted gross income (from applicable line)	1.	252885.
2 Refund	2.	3810.
3 Amount you owe	3.	
4 Financial institution routing number	4.	052001633
5 Financial institution account number	5.	446031895990
6 Account type: <input checked="" type="checkbox"/> Personal checking <input type="checkbox"/> Personal savings <input type="checkbox"/> Business checking <input type="checkbox"/> Business savings		

Part B – Declaration of taxpayer and authorizations for Forms IT-201, IT-201-X, IT-203, IT-203-X, IT-214, and NYC-210

Under penalty of perjury, I declare that I have examined the information on my 2023 New York State electronic personal income tax return, including any accompanying schedules, attachments, and statements, and certify that my electronic return is true, correct, and complete. The ERO has my consent to send my 2023 New York State electronic return to New York State through the Internal Revenue Service (IRS). In addition, by using a computer system and software to prepare and transmit my form electronically, I consent to the disclosure to New York State of all information pertaining to the transmission of my tax form electronically. I understand that by executing this Form TR-579-IT, I am authorizing the ERO to sign and file this return on my behalf and agree that the ERO's submission of my personal income tax return to the

IRS, together with this authorization, will serve as the electronic signature for the return and any authorized payment transaction. If I am paying my New York State personal income taxes due by electronic funds withdrawal, I certify that the account holder has authorized the New York State Tax Department and its designated financial agents to initiate an electronic funds withdrawal from the financial institution account indicated on my 2023 electronic return, and authorized the financial institution to withdraw the amount from that account. As New York does not support International ACH Transactions (IAT), I attest the source for these funds is within the United States. I understand and agree that I may revoke this authorization for payment only by contacting the Tax Department no later than two (2) business days prior to the payment date.

Taxpayer's signature	Date
Spouse's signature (jointly filed return only)	Date

Part C – Declaration of electronic return originator (ERO) and paid preparer

Under penalty of perjury, I declare that the information contained in this 2023 New York State electronic personal income tax return is the information furnished to me by the taxpayer. If the taxpayer furnished me a completed paper 2023 New York State return signed by a paid preparer, I declare that the information contained in the taxpayer's 2023 New York State electronic return

is identical to that contained in the paper copy of the return. If I am the paid preparer, under penalty of perjury I declare that I have examined this 2023 New York State electronic personal income tax return, and, to the best of my knowledge and belief, the return is true, correct, and complete. I have based this declaration on all information available to me.

Do not mail Form TR-579-IT to the Tax Department:

EROs must keep this form for three years and present it to the Tax Department upon request.

ERO's signature	Print name GLOBAL TAXES LLC	Date
Paid preparer's signature	Print name SYAM PRIYA RAM SAGAR GUPTA TALLAM	Date 03082024



Department of Taxation and Finance

Nonresident and Part-Year Resident Income Tax Return

New York State • New York City • Yonkers • MCTMT

For the year January 1, 2023, through December 31, 2023, or fiscal year beginning

IT-203

23

and ending

For help completing your return, see the instructions, Form IT-203-I.

Your first name and middle initial VENKATESWARARAO		Your last name (for a joint return, enter spouse's name on line below) UMMIDI		Your date of birth (mmddyyyy) 06111988		Your Social Security number 699116206	
Spouse's first name and middle initial NEELIMA		Spouse's last name JYOTHULA		Spouse's date of birth (mmddyyyy) 05251991		Spouse's Social Security number 035783612	
Mailing address (see instructions) (number and street or PO Box) 507 GREENLAND SQ				Apartment number		New York State county of residence NR	
City, village, or post office HIGHLAND PARK		State NJ	ZIP code 08904	Country UNITED STATES		School district name NR	
Taxpayer's permanent home address (see instructions) (no. and street or rural route)				Apartment no.	City, village, or post office		School district code number
State	ZIP code	Country	Decedent information		Taxpayer's date of death	Spouse's date of death	

A Filing status (mark an X in one box):

① Single

② Married filing joint return (enter both spouses' Social Security numbers above)

③ Married filing separate return (enter both spouses' Social Security numbers above)

④ Head of household (with qualifying person)

⑤ Qualifying surviving spouse

B Did you itemize your deductions on your 2023 federal income tax return? Yes No

C Can you be claimed as a dependent on another taxpayer's federal return? Yes No

D1 Did you have a financial account located in a foreign country? Yes No

D2 (1) Did you or your spouse maintain living quarters in Yonkers for any part of 2023? Yes No
If Yes:

(2) Number of months **you** lived in Yonkers in 2023 ...

(3) Number of months **your spouse** lived in Yonkers in 2023 ...
If No:

(4) Did you or your spouse work in Yonkers while not living in Yonkers for any part of 2023 ... Yes No

E New York City part-year residents only (This includes the Bronx, Brooklyn, Manhattan, Queens, and Staten Island)

(1) Number of months **you** lived in NY City in 2023

(2) Number of months **your spouse** lived in NY City in 2023

F Enter your 2-character special condition code(s) if applicable

G New York State part-year residents

Enter the date you moved into or out of NYS (mmddyyyy)

On the last day of the tax year (mark an X in one box):

1) Lived in NYS

2) Lived outside NYS; received income from NYS sources during nonresident period

3) Lived outside NYS; received no income from NYS sources during nonresident period

H Did you or your spouse maintain living quarters in NYS in 2023? Yes No
(if Yes, complete Form IT-203-B)

I Dependent information

First name and middle initial	Last name	Relationship	Social Security number	Date of birth (mmddyyyy)
VIAAN ANWIT	UMMIDI	SON	813679650	08082019

If more than 6 dependents, mark an X in the box.



203001233555

For office use only

NO HANDWRITTEN ENTRIES, OTHER THAN SIGNATURE, ON THIS FORM

Enter your Social Security number
699116206

Federal income and adjustments

Federal amount
Whole dollars only

New York State amount
Whole dollars only

Table with 3 columns: Line number, Federal amount, New York State amount. Rows include Wages, salaries, tips, etc.; Taxable interest income; Ordinary dividends; Taxable refunds, credits, or offsets of state and local income taxes; Alimony received; Business income or loss; Capital gain or loss; Other gains or losses; Taxable amount of IRA distributions; Taxable amount of pensions/annuities; Rental real estate, royalties, partnerships, S corporations, trusts, etc.; Rental real estate included in line 11; Farm income or loss; Unemployment compensation; Taxable amount of Social Security benefits; Other income; Add lines 1 through 11 and 13 through 16; Total federal adjustments to income; Federal adjusted gross income.

New York additions

Table with 3 columns: Line number, Federal amount, New York State amount. Rows include Interest income on state and local bonds and obligations; Public employee 414(h) retirement contributions; Other; Add lines 19 through 22.

New York subtractions

Table with 3 columns: Line number, Federal amount, New York State amount. Rows include Taxable refunds, credits, or offsets of state and local income taxes; Pensions of NYS and local governments and the federal government; Taxable amount of Social Security benefits; Interest income on U.S. government bonds; Pension and annuity income exclusion; Other; Add lines 24 through 29; New York adjusted gross income.

32 Enter the amount from line 31, Federal amount column 252885.00

NO HANDWRITTEN ENTRIES, OTHER THAN SIGNATURE, ON THIS FORM

203002233555



Standard deduction or itemized deduction

33 Enter your **standard deduction** or your **itemized deduction** (from Form IT-196).
 Mark an **X** in the appropriate box: ... **Standard** – or – **Itemized**

33	19825.00
34 Subtract line 33 from line 32 (if line 33 is more than line 32, leave blank)	233060.00
35 Dependent exemptions (enter the number of dependents listed in Item I; see instructions)	1 000.00
36 New York taxable income (subtract line 35 from line 34)	232060.00

Tax computation, credits, and other taxes

37 New York taxable income (from line 36)	232060.00
38 New York State tax on line 37 amount	13924.00
39 New York State household credit	.00
40 Subtract line 39 from line 38 (if line 39 is more than line 38, leave blank)	13924.00
41 New York State child and dependent care credit	.00
42 Subtract line 41 from line 40 (if line 41 is more than line 40, leave blank)	13924.00
43 New York State earned income credit	.00

44 Base tax (subtract line 43 from line 42; if line 43 is more than line 42, leave blank)	13924.00
--	----------

45 Income percentage	New York State amount from line 31	÷	Federal amount from line 31	=	Round result to 4 decimal places
	244246.00		252885.00		0.9658

46 Allocated New York State tax (multiply line 44 by the decimal on line 45)	13448.00
47 New York State nonrefundable credits (Form IT-203-ATT, line 8)	.00
48 Subtract line 47 from line 46 (if line 47 is more than line 46, leave blank)	13448.00
49 Net other New York State taxes (Form IT-203-ATT, line 33)	.00
50 Total New York State taxes (add lines 48 and 49)	13448.00

New York City and Yonkers taxes, credits, and surcharges, and MCTMT

51 Part-year New York City resident tax (Form IT-360.1)	51	.00	See instructions to compute New York City and Yonkers taxes, credits, and surcharges.
52 Part-year resident nonrefundable New York City child and dependent care credit	52	.00	
52a Subtract line 52 from line 51	52a	.00	
52b MCTMT net earnings base for Zone 1	52b	.00	See instructions to compute the MCTMT for each zone.
52c MCTMT net earnings base for Zone 2	52c	.00	
52d MCTMT for Zone 1	52d	.00	
52e MCTMT for Zone 2	52e	.00	
52f Total MCTMT (add lines 52d and 52e)	52f	.00	
53 Yonkers nonresident earnings tax (Form Y-203)	53	.00	
54 Part-year Yonkers resident income tax surcharge (Form IT-360.1)	54	.00	
55 Total New York City and Yonkers taxes / surcharges and MCTMT (add lines 52a, and 52f through 54)	55	.00	
56 Sales or use tax (Do not leave blank.)	56	0.00	
57 Voluntary contributions (Form IT-227, Part 2, line 1)	57	.00	
58 Total New York State, New York City, Yonkers, and sales or use taxes, MCTMT, and voluntary contributions (add lines 50, 55, 56, and 57)	58	13448.00	

NO HANDWRITTEN ENTRIES, OTHER THAN SIGNATURE, ON THIS FORM



Enter your Social Security number
699116206

59 Enter amount from line 58 59 13448 .00

Payments and refundable credits

Table with 3 columns: Description, Line Number, Amount. Includes rows for NYC school tax credit, other refundable credits, and total payments and refundable credits.

If applicable, complete Form(s) IT-2 and/or IT-1099-R and submit them with your return. Do not send federal Form W-2 with your return.

Your refund, amount you owe, and account information

Table with 3 columns: Description, Line Number, Amount. Includes rows for amount overpaid, amount available for refund, and total refund after NYS 529 account deposit.

Mark one refund choice: [X] direct deposit to checking or savings account (fill in line 73) - or - [] paper check

Refund? Direct deposit is the easiest, fastest way to get your refund. See instructions for payment options.

Table with 3 columns: Description, Line Number, Amount. Includes rows for amount applied to 2024 tax, amount owed, and estimated tax penalty.

See instructions for the proper assembly of your return.

73 Account information for direct deposit or electronic funds withdrawal. If the funds for your payment (or refund) would come from (or go to) an account outside the U.S., mark an X in this box []

73a Account type: [X] Personal checking - or - [] Personal savings - or - [] Business checking - or - [] Business savings

73b Routing number 052001633 73c Account number 446031895990

74 Electronic funds withdrawal Date Amount00

Third-party designee? (see instr.) Yes [] No [X] Print designee's name, Designee's phone number, Personal identification number (PIN), Email:

Paid preparer must complete (see instructions) Preparer's NYTPRIN, NYTPRIN excl. code, Preparer's signature, Preparer's printed name, Firm's name, Preparer's PTIN or SSN, Address, Employer identification number, Date, Email.

Taxpayer(s) must sign here Your signature, Your occupation, Spouse's signature and occupation, Date, Daytime phone number, Email.

See instructions for where to mail your return.

NO HANDWRITTEN ENTRIES, OTHER THAN SIGNATURE, ON THIS FORM





Department of Taxation and Finance

New York Resident, Nonresident, and Part-Year Resident Itemized Deductions

IT-196

Submit this form with Form IT-201 or IT-203. See instructions for completing Form IT-196.

Name(s) as shown on your Form IT-201 or IT-203 V UMMIDI AND N JYOTHULA	Your Social Security number 699116206
---	--

Medical and dental expenses *(see instructions)*

Caution: Do not include expenses reimbursed or paid by others.

1 Medical and dental expenses	1	.00
2 Enter amount from Form IT-201 or IT-203, line 19	2	.00
3 Multiply line 2 by 10% (0.10)	3	.00
4 Subtract line 3 from line 1 <i>(if line 3 is more than line 1, leave blank)</i>	4	.00

Taxes you paid *(see instructions)*

5 State and local <i>(Mark an X in only one box)</i> a <input checked="" type="checkbox"/> Income taxes - or - b <input type="checkbox"/> General sales tax ..	5	17889.00
6 State and local real estate taxes	6	14496.00
7 State and local personal property taxes	7	.00
8 Other taxes. List type and amount _____ _____	8	.00
9 Add lines 5 through 8	9	32385.00

Interest you paid *(see instructions)*

10 Home mortgage interest and points reported to you on federal Form 1098	10	11938.00
11 Home mortgage interest not reported to you on federal Form 1098. If paid to the person from whom you bought the home, show that person's name, identifying number, and address _____ _____	11	.00
12 Points not reported to you on federal Form 1098	12	.00
13 Reserved	13	
14 Investment interest	14	.00
15 Add lines 10 through 14	15	11938.00

Gifts to charity *(see instructions)*

16 Gifts by cash or check	16	.00
16a Qualified contributions included in line 16	16a	.00
17 Other than by cash or check	17	.00
18 Carryover from prior year	18	.00
19 Add lines 16, 17, and 18	19	.00

NO HANDWRITTEN ENTRIES ON THIS FORM

196001233555



Your Social Security number
699116206

Casualty and theft losses

20 Casualty or theft loss(es) other than federal qualified disaster losses (see instructions) **20**00

Job expenses and certain miscellaneous deductions (see instructions)

21 Unreimbursed employee expenses – job travel, union dues, etc.	21	.00
22 Job related education expenses	22	.00
23 Tax preparation fees	23	.00
24 Other expenses – investment, safe deposit box, etc. List type and amount _____	24	.00
25 Add lines 21 through 24	25	.00
26 Enter amount from Form IT-201 or IT-203, line 19	26	.00
27 Multiply line 26 by 2% (0.02)	27	.00
28 Subtract line 27 from line 25 (if line 27 is more than line 25, leave blank)	28	.00

Other itemized deductions

29 Gambling losses (see instructions)	29	.00
30 Casualty and theft losses of income-producing property (see instructions)	30	.00
31 Federal estate tax on income in respect of a decedent (see instructions)	31	.00
32 Deduction for amortizable bond premiums (see instructions)	32	.00
33 An ordinary loss attributable to a contingent payment debt instrument or an inflation-indexed debt instrument	33	.00
34 Deduction for repayment of amounts under a claim of right if over \$3000 (see instructions)	34	.00
35 Certain unrecovered investments in a pension (see instructions)	35	.00
36 Impairment-related work expenses of a disabled person (see instructions)	36	.00
37 Federal qualified disaster loss (see instructions)	37	.00
38 Other itemized deductions from partnerships (see instructions)	38	.00
39 Add lines 29 through 38	39	.00

Total itemized deductions (see instructions)

Is Form IT-201 or IT-203, line 19, over \$187,900? (Mark an X in the appropriate box)

If **No**, your deduction is not limited. Add the amounts in the far right column for lines 4 through 39 and enter the amount on line 40.

If **Yes**, your deduction may be limited. See the *Line 40, Total itemized deductions worksheet*, in the instructions to compute the amount to enter on line 40.

40 **40** 44323.00

NO HANDWRITTEN ENTRIES ON THIS FORM

196002233555



Adjustments (see instructions)

41 State, local, and foreign income taxes (or general sales tax, if applicable), and other subtraction adjustments (see instructions)	41	17889.00
42 Subtract line 41 from line 40 (see instructions)	42	26434.00
43 College tuition itemized deduction (Form IT-203 filers only, IT-201 filers leave blank and skip to line 44) (Form IT-203-B, line 2; see instructions)	43	.00
44 Addition adjustments (see instructions)	44	.00
45 Add lines 42, 43, and 44	45	26434.00
46 Itemized deduction adjustment (see instructions)	46	6609.00
47 Subtract line 46 from line 45 (see instructions)	47	19825.00
48 College tuition itemized deduction (Form IT-201 filers only, IT-203 filers leave blank and skip to line 49) (See Form IT-272, Claim for College Tuition Credit or Itemized Deduction) (see instructions) ...	48	.00
49 New York State itemized deduction (add lines 47 and 48; enter on Form IT-201, line 34 or Form IT-203, line 33) (see instructions)	49	19825.00

NO HANDWRITTEN ENTRIES ON THIS FORM

196003233555





Department of Taxation and Finance

Summary of W-2 Statements

New York State • New York City • Yonkers

IT-2

Do not detach or separate the W-2 Records below. File Form IT-2 as an entire page with your return. See instructions on the back.

W-2 Record 1

Box a Employee's Social Security number for this W-2 Record

699116206

Box b Employer identification number (EIN)

272220139

Box c Employer's information

Employer's name PROGYNY, INC			
Employer's address (number and street) 1359 BROADWAY FL 2			
City NEW YORK	State NY	ZIP code 10016	Country

Box 1 Wages, tips, other compensation

244246.00

Box 8 Allocated tips

.00

Box 10 Dependent care benefits

5000.00

Box 11 Nonqualified plans

.00

Box 12a Amount

519.00

Code

C

Box 12b Amount

14433.00

Code

D

Box 12c Amount

23955.00

Code

D D

Box 12d Amount

1500.00

Code

W

Box 14a Amount

66822.00

Description

OTHER

Box 14b Amount

.00

Description

Box 14c Amount

.00

Description

Box 14d Amount

.00

Description

Box 13 Statutory employee

Retirement plan

Third-party sick pay

Corrected (W-2c)

NY State information:

Box 15a NY State

N | Y

Box 16a NYS wages, tips, etc.

244246.00

Box 17a NYS income tax withheld

17258.00

Other state information:

Box 15b other state

N | J

Box 16b Other state wages, tips, etc.

126160.00

Box 17b Other state income tax withheld

.00

NYC and Yonkers information (see instr.):

Box 18 Local wages, tips, etc.

Locality a .00

Locality b .00

Box 19 Local income tax withheld

Locality a .00

Locality b .00

Box 20 Locality name

Locality a

Locality b

Do not detach.

W-2 Record 2

Box a Employee's Social Security number for this W-2 Record

035783612

Box b Employer identification number (EIN)

221462768

Box c Employer's information

Employer's name HIGHLAND PARK CONSERVATIVE TEM			
Employer's address (number and street) 201 SOUTH 3RD AVE			
City HIGHLAND PARK	State NJ	ZIP code 08904	Country

Box 1 Wages, tips, other compensation

30000.00

Box 8 Allocated tips

.00

Box 10 Dependent care benefits

.00

Box 11 Nonqualified plans

.00

Box 12a Amount

.00

Code

Box 12b Amount

.00

Code

Box 12c Amount

.00

Code

Box 12d Amount

.00

Code

Box 14a Amount

128.00

Description

UI/HC/WD

Box 14b Amount

18.00

Description

FLI

Box 14c Amount

.00

Description

Box 14d Amount

.00

Description

Box 13 Statutory employee

Retirement plan

Third-party sick pay

Corrected (W-2c)

NY State information:

Box 15a NY State

N | Y

Box 16a NYS wages, tips, etc.

.00

Box 17a NYS income tax withheld

.00

Other state information:

Box 15b other state

N | J

Box 16b Other state wages, tips, etc.

30000.00

Box 17b Other state income tax withheld

485.00

NYC and Yonkers information (see instr.):

Box 18 Local wages, tips, etc.

Locality a .00

Locality b .00

Box 19 Local income tax withheld

Locality a .00

Locality b .00

Box 20 Locality name

Locality a

Locality b

NO HANDWRITTEN ENTRIES ON THIS FORM

102001233555




2023 NJ-1040
New Jersey Resident Income Tax Return

For Privacy Act Notification, See Instructions

1555

NJ-1040
2023
Page 1



040MP01230

Your Social Security Number (required)
699116206

Last Name, First Name, Initial (Joint Filers enter first name and middle initial of each. Enter spouse's/CU partner's last name ONLY if different.)
UMMIDI VENKATESWARARAO & JYOTHULA NEELIMA

Spouse's/CU Partner's SSN (if filing jointly)
035783612

County/Municipality Code (See Table page 50)
1207

Home Address (Number and Street, including apartment number)
507 GREENLAND SQ

City, Town, Post Office State ZIP Code
HIGHLAND PARK NJ 08904

Driver's License Number (Voluntary) (See instructions)
U58027630006881

- Federal extension filed.
- The address above is a foreign address.
- Your address has changed.
- Death certificate is enclosed.
- Do not want a paper form next year.
- I authorize the Division of Taxation to discuss my return and enclosures with my preparer.
- NJ-1040-O is enclosed.


Gubernatorial Elections Fund Note: This does not reduce your refund or increase your balance due.

Do you want to designate \$1 to the Gubernatorial Elections Fund?	You	Yes	No
If joint return, does your spouse want to designate \$1?	Spouse/CU Partner	Yes	No

Direct Deposit Information

dd1. Direct deposit indicator (1 for direct deposit, 4 for no direct deposit)	dd1.	1
dd2. Account type (C for checking, S for savings)	dd2.	C
dd3. Fill in the checkbox if the direct deposit is going to an account outside the United States	dd3.	
dd4. Routing number	dd4.	052001633
dd5. Account number	dd5.	446031895990





Name(s) as shown on Form NJ-1040
UMMIDI VENKATESWARARAO & JYOTHULA NEELIM

Your Social Security Number
699116206

1555

Part-year residents, provide months/days you were a New Jersey resident during 2023:
From: To:

Fiscal year filers only:
Enter month of your year end 2 0 2 4

Filing Status
Fill in only one.

- 1. Single
- 2. Married/CU Couple, filing joint return
- 3. Married/CU Partner, filing separate return
- 4. Head of Household Enter spouse's/CU partner's SSN
- 5. Qualifying Widow(er)/Surviving CU Partner
Indicate the year of your spouse's/CU partner's death: 2021 2022


Exemptions

Fill in the ovals that apply. You must enter a total in the boxes to the right and complete the calculation.

6. Regular	<input checked="" type="checkbox"/>	Self	<input checked="" type="checkbox"/>	Spouse/CU Partner	Domestic Partner	2	x \$1,000 =	<u>2000</u>
7. Senior 65+ (Born in 1958 or earlier)		Self		Spouse/CU Partner			x \$1,000 =	_____
8. Blind/Disabled		Self		Spouse/CU Partner			x \$1,000 =	_____
9. Veteran		Self		Spouse/CU Partner			x \$6,000 =	_____
10. Qualified Dependent Children						1	x \$1,500 =	<u>1500</u>
11. Other Dependents							x \$1,500 =	_____
12. Dependents Attending Colleges (See instructions)							x \$1,000 =	_____
13. Total Exemption Amount (Add totals from the lines at 6 through 12)							13.	<u>3500</u> .

14. Dependent Information. Provide the following information for each dependent.

	Last Name, First Name, Middle Initial	Social Security Number	Birth Year	No Health Insurance
a.	<u>UMMIDI, VIAAN ANWIT</u>	<u>813679650</u>	<u>2019</u>	
b.	_____			
c.	_____			
d.	_____			



040MP03230

Name(s) as shown on Form NJ-1040

UMMIDI VENKATESWARARAO & JYOTHULA NEELIMA

Your Social Security Number

699116206

1555

15.	Wages, salaries, tips, and other employee compensation (State wages from Box 16 of enclosed W-2(s)) (See instructions)	15.	156160	.
16a.	Taxable interest income (Enclose federal Schedule B if over \$1,500) (See instructions)	16a.	376	.
16b.	Tax-exempt interest income (Enclose Schedule) (See instructions) Do not include on line 16a	16b.	.	.
17.	Dividends	17.	.	.
18.	Net profits from business (Schedule NJ-BUS-1, Part I, line 4) (Enclose federal Schedule C)	18.	.	.
19.	Net gains or income from disposition of property (Schedule NJ-DOP, line 4)	19.	.	.
20a.	Taxable pensions, annuities, and IRA distributions/withdrawals (See instructions)	20a.	.	.
20b.	Excludable pension, annuity, and IRA distributions/withdrawals	20b.	.	.
21.	Distributive Share of Partnership Income (Schedule NJ-BUS-1, Part II, line 4) (Enclose Schedule NJK-1 or federal Schedule K-1)	21.	.	.
22.	Net pro rata share of S Corporation Income (Schedule NJ-BUS-1, Part III, line 4) (Enclose Schedule NJ-K-1 or federal Schedule K-1)	22.	.	.
23.	Net gains or income from rents, royalties, patents, and copyrights (Schedule NJ-BUS-1, Part IV, line 4)	23.	.	.
24.	Net gambling winnings (See instructions)	24.	.	.
25.	Alimony and separate maintenance payments received	25.	.	.
26.	Other (Enclose documents) (See instructions)	26.	.	.
27.	Total Income (Add lines 15, 16a, 17 through 20a, and 21 through 26)	27.	156536	.
28a.	Pension/Retirement Exclusion (See instructions)	28a.	.	.
28b.	Other Retirement Income Exclusion (See Worksheet D and instructions pages 19-20)	28b.	.	.
28c.	Total Exclusion Amount (Add lines 28a and 28b)	28c.	.	.
29.	New Jersey Gross Income (Subtract line 28c from line 27) (See instructions)	29.	156536	.
30.	Exemption Amount (Enter amount from line 13. Part-year residents see instr.)	30.	3500	.
31.	Medical Expenses (See Worksheet F and instructions)	31.	.	.
32.	Alimony and separate maintenance payments (See instructions)	32.	.	.
33.	Qualified Conservation Contribution	33.	.	.
34.	Health Enterprise Zone Deduction	34.	.	.
35.	Alternative Business Calculation Adjustment (Schedule NJ-BUS-2, line 11)	35.	0	.
36.	Organ/Bone Marrow Donation Deduction (See instructions)	36.	.	.
37a.	NJBEST Deduction	37a.	.	.
37b.	NJCLASS Deduction	37b.	.	.
37c.	NJ Higher Ed. Tuition Deduction	37c.	.	.
38.	Total Exemptions and Deductions (Add lines 30 through 37c)	38.	3500	.
39.	Taxable Income (Subtract line 38 from line 29)	39.	153036	.
40a.	Total Property Taxes (18% of Rent) Paid (See instructions page 25)	40a.	14496	.
40b.	Indicate your residency status during 2023 (fill in only one)			
	Homeowner	Tenant	Both	
41.	Property Tax Deduction (From Worksheet H) (See instructions)	41.	.	.
42.	New Jersey Taxable Income (Subtract line 41 from line 39)	42.	153036	.
43.	Tax on amount on line 42 (Tax Table page 52)	43.	5706	.
44.	Credit For Income Taxes Paid to Other Jurisdictions (Enclose Schedule NJ-COJ) (See instructions)	44.	5706	.
	Enter Code		32	
45.	Balance of Tax (Subtract line 44 from line 43)	45.	0	.
46.	Sheltered Workshop Tax Credit	46.	.	.
47.	Gold Star Family Counseling Credit (See instructions)	47.	.	.
48.	Credit for Employer of Organ/Bone Marrow Donor (See instructions)	48.	.	.
49.	Total Credits (Add lines 46 through 48)	49.	.	.
50.	Balance of Tax After Credits (Subtract line 49 from line 45) If zero or less, make no entry	50.	.	.
51.	Use Tax Due on Internet, Mail-Order, or Other Out-of-State Purchases (See instructions) If no Use Tax, enter 0	51.	0	.
52.	Interest on Underpayment of Estimated Tax	52.	.	.
	Fill in if Form NJ-2210 is enclosed			
53a.	Fill in if anyone in your tax household does not currently have health insurance. (Enclose NJ-EZ Enroll form) (See instructions)	53a.		.



Name(s) as shown on Form NJ-1040
UMMIDI VENKATESWARARAO & JYOTHULA NEELIMA

Your Social Security Number
699116206

1555

53b. If you indicated at line 53a that someone in your tax household does not have health insurance, fill in to allow Get Covered New Jersey to assist with obtaining coverage (See instructions)	53b.	
53c. Shared Responsibility Payment (See instructions) REQUIRED Enclose Schedule NJ-HCC and fill in X	53c.	0 .
54. Total Tax Due (Add lines 50 through 53c)	54.	0 .
55. Total NJ Income Tax Withheld (Enclose Forms W-2 and 1099) (Part-year residents, see instructions)	55.	485 .
56. Property Tax Credit (See instructions page 24)	56.	50 .
57. New Jersey Estimated Tax Payments/Credit from 2022 tax return	57.	. .
58. New Jersey Earned Income Tax Credit (See instructions) Fill in if you had the IRS calculate your federal earned income credit Fill in if you are a CU couple claiming the NJ Earned Income Tax Credit	58.	. .
59. Excess New Jersey UI/WF/SWF Withheld (Enclose Form NJ-2450) (See instructions)	59.	. .
60. Excess New Jersey Disability Insurance Withheld (Enclose Form NJ-2450) (See instructions)	60.	. .
61. Excess New Jersey Family Leave Insurance Withheld (Enclose Form NJ-2450) (See instructions)	61.	. .
62. Wounded Warrior Caregivers Credit (See instructions)	62.	. .
63. Pass-Through Business Alternative Income Tax Credit (See instructions)	63.	. .
64. Child and Dependent Care Credit (See instructions) Fill in if you are a CU couple claiming the Child and Dependent Care Credit	64.	. .
65. New Jersey Child Tax Credit (See instructions) Number of dependents age 5 or younger on 12/31/2023	65.	. .
66. Total Withholdings, Credits, and Payments (Add lines 55 through 65)	66.	535 .
67. If line 66 is less than line 54, you have tax due. Subtract line 66 from line 54 and enter the amount you owe If you owe tax, you can still make a donation on lines 70 through 77.	67.	. .
68. If the total on line 66 is more than line 54, you have an overpayment. Subtract line 54 from line 66 and enter the overpayment	68.	535 .
69. Amount from line 68 you want to credit to your 2024 tax	69.	. .
70. Contribution to N.J. Endangered Wildlife Fund	70.	. .
71. Contribution to N.J. Children's Trust Fund to Prevent Child Abuse	71.	. .
72. Contribution to N.J. Vietnam Veterans' Memorial Fund	72.	. .
73. Contribution to N.J. Breast Cancer Research Fund	73.	. .
74. Contribution to U.S.S. New Jersey Educational Museum Fund	74.	. .
75. Other Designated Contribution (See instructions) Enter Code	75.	. .
76. Other Designated Contribution (See instructions) Enter Code	76.	. .
77. Other Designated Contribution (See instructions) Enter Code	77.	. .
78. Total Adjustments to Tax Due/Overpayment amount (Add lines 69 through 77)	78.	. .
79. Balance due (If line 67 is more than zero, add line 67 and line 78)	79.	. .
80. Refund amount (If line 68 is more than zero, subtract line 78 from line 68)	80.	535 .

Under penalties of perjury, I declare that I have examined this Income Tax return, including accompanying schedules and statements, and to the best of my knowledge and belief, it is true, correct, and complete. If prepared by a person other than the taxpayer, this declaration is based on all information of which the preparer has any knowledge.

Your Signature Date _____ Spouse's/CU Partner's Signature (required if filing jointly) Date _____

Paid Preparer's Signature SYAM PRIYA RAM SAGAR GUPTA TALLAM Federal Identification Number P02082703

Firm's Name GLOBAL TAXES LLC Firm's Federal Employer Identification Number 84-3171965

Tax Due Address
Enclose payment along with the NJ-1040-V payment voucher and tax return. Use the labels provided with the envelope and mail to:
State of New Jersey
Division of Taxation
Revenue Processing Center - Payments
PO Box 111
Trenton, NJ 08645-0111
Include Social Security number and make check or money order payable to:
State of New Jersey - TGI
You can also make a payment on our website:
nj.gov/taxation

Refund or No Tax Due Address
Use the labels provided with the envelope and mail to:
New Jersey Division of Taxation
Revenue Processing Center - Refunds
PO Box 555
Trenton, NJ 08647-0555

Schedule NJ-DOP

Net Gains or Income From Disposition of Property

2023

List the net gains or income, less net loss, derived from the sale, exchange, or other disposition of property including real or personal whether tangible or intangible as reported on federal Schedule D.						
	(a)	(b)	(c)	(d)	(e)	(f)
1.	Kind of property and description	Date acquired (mm/dd/yyyy)	Date sold (mm/dd/yyyy)	Gross sales price	Cost or other basis as adjusted (see instructions) and expense of sale	Gain or (loss) (d minus e)
	NATIONAL FINANCIAL SERVICES LLC	01/01/2023	12/31/2023	25,360.	22,205.	3,155.
	NATIONAL FINANCIAL SERVICES LLC	01/01/2023	12/31/2023	32,944.	43,091.	-10,147.
2.	Capital Gains Distributions					
3.	Other Net Gains					
4.	Net Gains (Add lines 1, 2, and 3.) (Enter here and on line 19. If loss, enter zero here and make no entry on line 19.).....					0.

Schedule NJ-WWC

Wounded Warrior Caregivers Credit

2023

<p>Did you provide care for a relative who was a qualifying armed services member (see instructions)? <input type="radio"/> Yes <input type="radio"/> No</p> <p>If "Yes," enter the name and Social Security number of the qualifying service member.</p> <p style="text-align: center;">_____ - _____</p> <p style="display: flex; justify-content: space-between;"> Last Name, First Name, Initial Social Security number </p> <p>Enter your relationship to the qualifying service member.</p> <p>_____</p> <p>If "No," you are not eligible for a Wounded Warrior Caregivers Credit. Make no entry on line 62, NJ-1040.</p>			
1.	Enter the federal disability compensation of the armed services member	1.	
2.	Maximum credit allowed	2.	675 00
3.	Enter the lesser of line 1 or line 2	3.	
4.	<p>Were you the only caregiver for this service member during the tax year?</p> <p><input type="radio"/> Yes <input type="radio"/> No</p> <p>If "No," enter your share (percentage) of the total care expenses for the year.</p>	4.	%
5.	<p>If you answered "Yes" at line 4, enter the amount from line 3 here and on line 62, NJ-1040.</p> <p>If you answered "No" at line 4, multiply the amount on line 3 by the percentage on line 4. Enter the result here and on line 62, NJ-1040</p>	5.	

Keep a copy of this schedule for your records

Name(s) as shown on Form NJ-1040 UMMIDI VENKATESWARARAO & JYOTHULA NEELIMA	Social Security Number 699-11-6206
---	---------------------------------------

Schedule NJ-BUS-1
(Form NJ-1040)

New Jersey Gross Income Tax
Business Income Summary Schedule

2023

Part I Net Profits From Business List the net profit (loss) from business(es). See instructions.				
	Business Name	Social Security Number/ Federal EIN	Profit or (Loss)	
1.				
2.				
3.				
4.	Net Profit or (Loss). (Add lines 1, 2, and 3.) (Enter here and on line 18, NJ-1040. If loss, make no entry on line 18.)		4.	
Part II Distributive Share of Partnership Income List the distributive share of income (loss) from partnership(s). See instructions.				
	Partnership Name	Federal EIN	Share of Partnership Income or (Loss)	Share of Pass-Through Business Alternative Income Tax
1.				
2.				
3.				
4.	Distributive Share of Partnership Income or (Loss). (Add lines 1, 2, and 3.) (Enter here and on line 21, NJ-1040. If loss, make no entry on line 21.)		4.	
5.	Total Share of Pass-Through Business Alternative Income Tax (Add lines 1, 2, and 3.) (Enter here and include on line 63, NJ-1040.)		5.	
Part III Net Pro Rata Share of S Corporation Income List the pro rata share of income (usable loss) from S corporation(s). See instructions.				
	S Corporation Name	Federal EIN	Pro Rata Share of S Corporation Income or (Usable Loss)	Share of Pass-Through Business Alternative Income Tax
1.				
2.				
3.				
4.	Net Pro Rata Share of S Corporation Income or (Usable Loss). (Add lines 1, 2, and 3.) (Enter here and on line 22, NJ-1040. If loss, make no entry on line 22.)		4.	
5.	Total Share of Pass-Through Business Alternative Income Tax (Add lines 1, 2, and 3.) (Enter here and include on line 63, NJ-1040)		5.	
Part IV Net Gains or Income From Rents, Royalties, Patents, and Copyrights List the net gains or net income, less net loss, derived from or in the form of rents, royalties, patents, and copyrights. See instructions. Type of Property: 1 – Rental real estate 2 – Royalties 3 – Patents 4 – Copyrights				
	Source of Income or Loss. If rental real estate, enter physical address of property.	Social Security Number/ Federal EIN	Type – Enter number from list above	Income or (Loss)
1.	DR NO: 3-1-84A	699116206	1	-18,737.
2.				
3.				
4.	Net Income or (Loss). (Add lines 1, 2, and 3.) (Enter here and on line 23, NJ-1040. If loss, make no entry on line 23.)		4.	-18,737.

Keep a copy of this schedule for your records

Schedule NJ-BUS-2 New Jersey Gross Income Tax **2023**
(Form NJ-1040) Alternative Business Calculation Adjustment

Part I Income (Loss)		Column A			Column B		
		Reportable Regular Business Income			Alternative Business Income (Loss)		
1.	Net Profits From Business	1a.	0.	1b.	0.		
2.	Distributive Share of Partnership Income	2a.	0.	2b.	0.		
3.	Net Pro Rata Share of S Corporation Income	3a.	0.	3b.	0.		
4.	Net Gain or Income From Rents, Royalties, Patents, and Copyrights	4a.	0.	4b.	-18,737.		
5.	Loss Carryforward From Tax Year 2022			5b.	(34,801.)
6.	Totals	6a.	0.	6b.	-53,538.		
Part II Adjustment Calculation							
7.	Total Regular Business Income	7.	0.				
8.	Total Alternative Business Income/(Loss) (If loss, enter zero)	8.	0.				
9.	Business Increment (Subtract line 8 from line 7)	9.	0.				
10.	Adjustment Percentage	10.	0.50				
11.	Alternative Business Calculation Adjustment (Line 9 x 0.50)	11.	0.				
Part III Loss Carryforward to Tax Year 2024							
12.	Loss Carryforward to Tax Year 2024	12.		12.	(53,538.)

Instructions

- Line 1a. Enter the amount from line 18, Form NJ-1040.
- Line 1b. Enter the amount from Part I, line 4, Schedule NJ-BUS-1 (Form NJ-1040).
- Line 2a. Enter the amount from line 21, Form NJ-1040.
- Line 2b. Enter the amount from Part II, line 4, Schedule NJ-BUS-1 (Form NJ-1040).
- Line 3a. Enter the amount from line 22, Form NJ-1040.
- Line 3b. Enter the amount from Part III, line 4, Schedule NJ-BUS-1 (Form NJ-1040).
- Line 4a. Enter the amount from line 23, Form NJ-1040.
- Line 4b. Enter the amount from Part IV, line 4, Schedule NJ-BUS-1 (Form NJ-1040).
- Line 5b. Enter the amount from line 12 of your 2022 Schedule NJ-BUS-2 (Form NJ-1040).
- Line 6a. Enter the total of lines 1a through 4a.
- Line 6b. Enter the total of lines 1b through 5b, netting gains with losses.
- Line 7. Enter the amount from line 6a of this schedule.
- Line 8. Enter the amount from line 6b of this schedule. If loss, enter zero here.
- Line 9. Subtract line 8 from line 7. If the result is zero, enter zero on line 11 and continue with line 12.
- Line 10. The adjustment percentage for Tax Year 2023 is 50% (0.50).
- Line 11. Multiply the amount on line 9 by 50% (0.50). Enter here and on line 35 of Form NJ-1040.
- Line 12. If the amount on line 6b is a loss, enter the amount of the loss on this line. Otherwise, enter zero.

REQUIRED

If your income on line 29 is above the filing threshold, you **must** submit this schedule with your return.

Name(s) as shown on Form NJ-1040 UMMIDI VENKATESWARARAO & JYOTHULA NEELIMA	Social Security Number 699-11-6206
---	---------------------------------------

Schedule NJ-HCC

Health Care Coverage

2023

If your income on line 29 is at or below the filing threshold (see instructions), do not complete this schedule.

Part I

Did you and, if applicable, all members of your tax household, have minimum essential health coverage for every month in 2023? (See instructions for line 53c, NJ-1040.) Part-year residents include only months as a New Jersey resident.

- Yes. You do not owe a shared responsibility payment. Fill in the oval at line 53c, NJ-1040, and enclose this schedule with your return.
- No. Continue to Part II.

If you or any member of your tax household does not **currently** have minimum essential health coverage, also complete the NJ-EZ Enroll form. (See instructions for lines 53a and 53b, NJ-1040.)

Part II

Enter the name and Social Security number for each member of your tax household. Check the box for every month each person had minimum essential health coverage or qualified for an exemption (part-year residents include only months as a New Jersey resident). If an individual qualified for an exemption, enter the exemption number. (See instructions for line 53c, NJ-1040.) If an individual has more than one exemption number, check the box. If you need more space, enclose a statement listing any additional individuals.

		Jan	Feb	Mar	Apr	May	Jun	Jul	Aug	Sep	Oct	Nov	Dec
Name	Social Security Number												
Exemption number:	<input type="text"/>	Check box if this individual has more than one exemption number <input type="checkbox"/>											

		Jan	Feb	Mar	Apr	May	Jun	Jul	Aug	Sep	Oct	Nov	Dec
Name	Social Security Number												
Exemption number:	<input type="text"/>	Check box if this individual has more than one exemption number <input type="checkbox"/>											

		Jan	Feb	Mar	Apr	May	Jun	Jul	Aug	Sep	Oct	Nov	Dec
Name	Social Security Number												
Exemption number:	<input type="text"/>	Check box if this individual has more than one exemption number <input type="checkbox"/>											

		Jan	Feb	Mar	Apr	May	Jun	Jul	Aug	Sep	Oct	Nov	Dec
Name	Social Security Number												
Exemption number:	<input type="text"/>	Check box if this individual has more than one exemption number <input type="checkbox"/>											

		Jan	Feb	Mar	Apr	May	Jun	Jul	Aug	Sep	Oct	Nov	Dec
Name	Social Security Number												
Exemption number:	<input type="text"/>	Check box if this individual has more than one exemption number <input type="checkbox"/>											