

IRS e-file Signature Authorization

▶ **ERO must obtain and retain completed Form 8879.**
▶ **Go to www.irs.gov/Form8879 for the latest information.**

Submission Identification Number (SID) ▶

Taxpayer's name VIVEK BHANDARI	Social security number 588-77-3305
Spouse's name SWATI GUPTA	Spouse's social security number 133-77-8737

Part I Tax Return Information — Tax Year Ending December 31, 2023 (Enter year you are authorizing.)

Enter whole dollars only on lines 1 through 5.

Note: Form 1040-SS filers use line 4 only. Leave lines 1, 2, 3, and 5 blank.

1 Adjusted gross income	1	183,458.
2 Total tax	2	25,118.
3 Federal income tax withheld from Form(s) W-2 and Form(s) 1099	3	31,422.
4 Amount you want refunded to you	4	6,304.
5 Amount you owe	5	

Part II Taxpayer Declaration and Signature Authorization (Be sure you get and keep a copy of your return)

Under penalties of perjury, I declare that I have examined a copy of the income tax return (original or amended) I am now authorizing, and to the best of my knowledge and belief, it is true, correct, and complete. I further declare that the amounts in Part I above are the amounts from the income tax return (original or amended) I am now authorizing. I consent to allow my intermediate service provider, transmitter, or electronic return originator (ERO) to send my return to the IRS and to receive from the IRS (a) an acknowledgement of receipt or reason for rejection of the transmission, (b) the reason for any delay in processing the return or refund, and (c) the date of any refund. If applicable, I authorize the U.S. Treasury and its designated Financial Agent to initiate an ACH electronic funds withdrawal (direct debit) entry to the financial institution account indicated in the tax preparation software for payment of my federal taxes owed on this return and/or a payment of estimated tax, and the financial institution to debit the entry to this account. This authorization is to remain in full force and effect until I notify the U.S. Treasury Financial Agent to terminate the authorization. To revoke (cancel) a payment, I must contact the U.S. Treasury Financial Agent at 1-888-353-4537. Payment cancellation requests must be received no later than 2 business days prior to the payment (settlement) date. I also authorize the financial institutions involved in the processing of the electronic payment of taxes to receive confidential information necessary to answer inquiries and resolve issues related to the payment. I further acknowledge that the personal identification number (PIN) below is my signature for the income tax return (original or amended) I am now authorizing and, if applicable, my Electronic Funds Withdrawal Consent.

Taxpayer's PIN: check one box only

- I authorize GLOBAL TAXES LLC to enter or generate my PIN

7	3	3	0	5
---	---	---	---	---

 as my signature on the income tax return (original or amended) I am now authorizing.
ERO firm name
Enter five digits, but don't enter all zeros
- I will enter my PIN as my signature on the income tax return (original or amended) I am now authorizing. Check this box **only** if you are entering your own PIN **and** your return is filed using the Practitioner PIN method. The ERO must complete Part III below.

Your signature ▶ *Vivek Bhandari* Date ▶ Feb-19-2024

Spouse's PIN: check one box only

- I authorize GLOBAL TAXES LLC to enter or generate my PIN

7	8	7	3	7
---	---	---	---	---

 as my signature on the income tax return (original or amended) I am now authorizing.
ERO firm name
Enter five digits, but don't enter all zeros
- I will enter my PIN as my signature on the income tax return (original or amended) I am now authorizing. Check this box **only** if you are entering your own PIN **and** your return is filed using the Practitioner PIN method. The ERO must complete Part III below.

Spouse's signature ▶ _____ Date ▶ _____

Practitioner PIN Method Returns Only—continue below

Part III Certification and Authentication — Practitioner PIN Method Only

ERO's EFIN/PIN. Enter your six-digit EFIN followed by your five-digit self-selected PIN.

2	2	2	4	9	6	6	1	9	8	9
---	---	---	---	---	---	---	---	---	---	---

Don't enter all zeros

I certify that the above numeric entry is my PIN, which is my signature for the electronic individual income tax return (original or amended) I am now authorized to file for tax year indicated above for the taxpayer(s) indicated above. I confirm that I am submitting this return in accordance with the requirements of the Practitioner PIN method and **Pub. 1345**, Handbook for Authorized IRS e-file Providers of Individual Income Tax Returns.

ERO's signature ▶ _____ Date ▶ _____

ERO Must Retain This Form — See Instructions
Don't Submit This Form to the IRS Unless Requested To Do So

For the year Jan. 1–Dec. 31, 2023, or other tax year beginning , 2023, ending , 20 See separate instructions.

Your first name and middle initial VIVEK Last name BHANDARI Your social security number 588 77 3305

If joint return, spouse's first name and middle initial SWATI Last name GUPTA Spouse's social security number 133 77 8737

Home address (number and street). If you have a P.O. box, see instructions. 2200 PATERSON PLANK ROAD Apt. no. 19 Presidential Election Campaign

City, town, or post office. If you have a foreign address, also complete spaces below. NORTH BERGEN State NJ ZIP code 07047 Check here if you, or your spouse if filing jointly, want \$3 to go to this fund. Checking a box below will not change your tax or refund.

Foreign country name Foreign province/state/country Foreign postal code You Spouse

Filing Status Single Married filing jointly (even if only one had income) Married filing separately (MFS) Head of household (HOH) Qualifying surviving spouse (QSS)

Digital Assets At any time during 2023, did you: (a) receive (as a reward, award, or payment for property or services); or (b) sell, exchange, or otherwise dispose of a digital asset (or a financial interest in a digital asset)? Yes No

Standard Deduction Someone can claim: You as a dependent Your spouse as a dependent Spouse itemizes on a separate return or you were a dual-status alien

Age/Blindness You: Were born before January 2, 1959 Are blind Spouse: Was born before January 2, 1959 Is blind

Table with 5 columns: (1) First name, Last name, (2) Social security number, (3) Relationship to you, (4) Check the box if qualifies for (see instructions): Child tax credit, Credit for other dependents

Income section table with rows 1a through 1z, including Total amount from Form(s) W-2, Household employee wages, Tip income, Medicaid waiver payments, etc.

Table with rows 2a through 15, including Tax-exempt interest, Qualified dividends, IRA distributions, Pensions and annuities, Social security benefits, Capital gain or (loss), etc.

Attach Sch. B if required.

Standard Deduction for: Single or Married filing separately, \$13,850; Married filing jointly or Qualifying surviving spouse, \$27,700; Head of household, \$20,800

Tax and Credits	16	Tax (see instructions). Check if any from Form(s): 1 <input type="checkbox"/> 8814 2 <input type="checkbox"/> 4972 3 <input type="checkbox"/> _____	16	24,840.
	17	Amount from Schedule 2, line 3	17	
	18	Add lines 16 and 17	18	24,840.
	19	Child tax credit or credit for other dependents from Schedule 8812	19	
	20	Amount from Schedule 3, line 8	20	
	21	Add lines 19 and 20	21	
	22	Subtract line 21 from line 18. If zero or less, enter -0-	22	24,840.
	23	Other taxes, including self-employment tax, from Schedule 2, line 21	23	278.
	24	Add lines 22 and 23. This is your total tax	24	25,118.

Payments	25	Federal income tax withheld from:		
	a	Form(s) W-2	25a	31,422.
	b	Form(s) 1099	25b	
	c	Other forms (see instructions)	25c	0.
	d	Add lines 25a through 25c	25d	31,422.
	26	2023 estimated tax payments and amount applied from 2022 return	26	
	27	Earned income credit (EIC)	27	
	28	Additional child tax credit from Schedule 8812	28	
	29	American opportunity credit from Form 8863, line 8	29	
	30	Reserved for future use	30	
	31	Amount from Schedule 3, line 15	31	
	32	Add lines 27, 28, 29, and 31. These are your total other payments and refundable credits	32	
	33	Add lines 25d, 26, and 32. These are your total payments	33	31,422.

Refund	34	If line 33 is more than line 24, subtract line 24 from line 33. This is the amount you overpaid	34	6,304.
	35a	Amount of line 34 you want refunded to you . If Form 8888 is attached, check here <input type="checkbox"/>	35a	6,304.
Direct deposit? See instructions.	b	Routing number 021000322 c Type: <input checked="" type="checkbox"/> Checking <input type="checkbox"/> Savings		
	d	Account number 483057651375		
	36	Amount of line 34 you want applied to your 2024 estimated tax	36	

Amount You Owe	37	Subtract line 33 from line 24. This is the amount you owe . For details on how to pay, go to www.irs.gov/Payments or see instructions	37	
	38	Estimated tax penalty (see instructions)	38	

Third Party Designee Do you want to allow another person to discuss this return with the IRS? See instructions **Yes**. Complete below. **No**

Designee's name _____ Phone no. _____ Personal identification number (PIN) _____

Sign Here Under penalties of perjury, I declare that I have examined this return and accompanying schedules and statements, and to the best of my knowledge and belief, they are true, correct, and complete. Declaration of preparer (other than taxpayer) is based on all information of which preparer has any knowledge.

Your signature	Date	Your occupation SOFTWARE ENGINEER	If the IRS sent you an Identity Protection PIN, enter it here (see inst.)
Spouse's signature. If a joint return, both must sign.	Date	Spouse's occupation SOFTWARE ENGINEER	If the IRS sent your spouse an Identity Protection PIN, enter it here (see inst.)

Phone no. (718) 915-5754 Email address VIVEK8646@GMAIL.COM

Paid Preparer Use Only

Preparer's name VENKATA SAI PAVAN KUMAR DUDIPALLI	Preparer's signature VENKATA SAI PAVAN KUMAR DUDIPALLI	Date	PTIN P02470833	Check if: <input type="checkbox"/> Self-employed
Firm's name GLOBAL TAXES LLC	Firm's address 245 ROONEY CT E BRUNSWICK NJ 08816		Phone no. (678) 965-9522	Firm's EIN 88-2145487

**SCHEDULE 1
(Form 1040)**

Department of the Treasury
Internal Revenue Service

Additional Income and Adjustments to Income

Attach to Form 1040, 1040-SR, or 1040-NR.

Go to www.irs.gov/Form1040 for instructions and the latest information.

OMB No. 1545-0074

2023

Attachment
Sequence No. **01**

Name(s) shown on Form 1040, 1040-SR, or 1040-NR

VIVEK BHANDARI & SWATI GUPTA

Your social security number

588-77-3305

Part I Additional Income

1	Taxable refunds, credits, or offsets of state and local income taxes	1	
2a	Alimony received	2a	
b	Date of original divorce or separation agreement (see instructions): _____		
3	Business income or (loss). Attach Schedule C	3	-94,802.
4	Other gains or (losses). Attach Form 4797	4	
5	Rental real estate, royalties, partnerships, S corporations, trusts, etc. Attach Schedule E	5	
6	Farm income or (loss). Attach Schedule F	6	
7	Unemployment compensation	7	
8	Other income:		
a	Net operating loss	8a	()
b	Gambling	8b	
c	Cancellation of debt	8c	
d	Foreign earned income exclusion from Form 2555	8d	()
e	Income from Form 8853	8e	
f	Income from Form 8889	8f	
g	Alaska Permanent Fund dividends	8g	
h	Jury duty pay	8h	
i	Prizes and awards	8i	
j	Activity not engaged in for profit income	8j	
k	Stock options	8k	
l	Income from the rental of personal property if you engaged in the rental for profit but were not in the business of renting such property	8l	
m	Olympic and Paralympic medals and USOC prize money (see instructions)	8m	
n	Section 951(a) inclusion (see instructions)	8n	
o	Section 951A(a) inclusion (see instructions)	8o	
p	Section 461(l) excess business loss adjustment	8p	
q	Taxable distributions from an ABLE account (see instructions)	8q	
r	Scholarship and fellowship grants not reported on Form W-2	8r	
s	Nontaxable amount of Medicaid waiver payments included on Form 1040, line 1a or 1d	8s	()
t	Pension or annuity from a nonqualified deferred compensation plan or a nongovernmental section 457 plan	8t	
u	Wages earned while incarcerated	8u	
z	Other income. List type and amount: _____	8z	
	Other Income from box 3 of 1099-Misc 1.		1.
9	Total other income. Add lines 8a through 8z	9	1.
10	Combine lines 1 through 7 and 9. This is your additional income . Enter here and on Form 1040, 1040-SR, or 1040-NR, line 8	10	-94,801.

For Paperwork Reduction Act Notice, see your tax return instructions.

Schedule 1 (Form 1040) 2023

Part II Adjustments to Income

11	Educator expenses		11
12	Certain business expenses of reservists, performing artists, and fee-basis government officials. Attach Form 2106		12
13	Health savings account deduction. Attach Form 8889		13
14	Moving expenses for members of the Armed Forces. Attach Form 3903		14
15	Deductible part of self-employment tax. Attach Schedule SE		15
16	Self-employed SEP, SIMPLE, and qualified plans		16
17	Self-employed health insurance deduction		17
18	Penalty on early withdrawal of savings		18
19a	Alimony paid		19a
b	Recipient's SSN		
c	Date of original divorce or separation agreement (see instructions): _____		
20	IRA deduction		20
21	Student loan interest deduction		21
22	Reserved for future use		22
23	Archer MSA deduction		23
24	Other adjustments:		
a	Jury duty pay (see instructions)	24a	
b	Deductible expenses related to income reported on line 8I from the rental of personal property engaged in for profit	24b	
c	Nontaxable amount of the value of Olympic and Paralympic medals and USOC prize money reported on line 8m	24c	
d	Reforestation amortization and expenses	24d	
e	Repayment of supplemental unemployment benefits under the Trade Act of 1974	24e	
f	Contributions to section 501(c)(18)(D) pension plans	24f	
g	Contributions by certain chaplains to section 403(b) plans	24g	
h	Attorney fees and court costs for actions involving certain unlawful discrimination claims (see instructions)	24h	
i	Attorney fees and court costs you paid in connection with an award from the IRS for information you provided that helped the IRS detect tax law violations	24i	
j	Housing deduction from Form 2555	24j	
k	Excess deductions of section 67(e) expenses from Schedule K-1 (Form 1041)	24k	
z	Other adjustments. List type and amount: _____	24z	
25	Total other adjustments. Add lines 24a through 24z		25
26	Add lines 11 through 23 and 25. These are your adjustments to income . Enter here and on Form 1040, 1040-SR, or 1040-NR, line 10		26

**SCHEDULE 2
(Form 1040)**

Department of the Treasury
Internal Revenue Service

Additional Taxes

Attach to Form 1040, 1040-SR, or 1040-NR.

Go to www.irs.gov/Form1040 for instructions and the latest information.

OMB No. 1545-0074

2023

Attachment
Sequence No. **02**

Name(s) shown on Form 1040, 1040-SR, or 1040-NR

VIVEK BHANDARI & SWATI GUPTA

Your social security number

588-77-3305

Part I Tax

1	Alternative minimum tax. Attach Form 6251	1	
2	Excess advance premium tax credit repayment. Attach Form 8962	2	
3	Add lines 1 and 2. Enter here and on Form 1040, 1040-SR, or 1040-NR, line 17	3	

Part II Other Taxes

4	Self-employment tax. Attach Schedule SE	4	
5	Social security and Medicare tax on unreported tip income. Attach Form 4137	5	
6	Uncollected social security and Medicare tax on wages. Attach Form 8919	6	
7	Total additional social security and Medicare tax. Add lines 5 and 6	7	
8	Additional tax on IRAs or other tax-favored accounts. Attach Form 5329 if required. If not required, check here <input type="checkbox"/>	8	
9	Household employment taxes. Attach Schedule H	9	
10	Repayment of first-time homebuyer credit. Attach Form 5405 if required	10	
11	Additional Medicare Tax. Attach Form 8959	11	278.
12	Net investment income tax. Attach Form 8960	12	
13	Uncollected social security and Medicare or RRTA tax on tips or group-term life insurance from Form W-2, box 12	13	
14	Interest on tax due on installment income from the sale of certain residential lots and timeshares	14	
15	Interest on the deferred tax on gain from certain installment sales with a sales price over \$150,000	15	
16	Recapture of low-income housing credit. Attach Form 8611	16	

(continued on page 2)

Part II Other Taxes *(continued)*

17	Other additional taxes:		
a	Recapture of other credits. List type, form number, and amount: _____	17a	
b	Recapture of federal mortgage subsidy, if you sold your home see instructions	17b	
c	Additional tax on HSA distributions. Attach Form 8889	17c	
d	Additional tax on an HSA because you didn't remain an eligible individual. Attach Form 8889	17d	
e	Additional tax on Archer MSA distributions. Attach Form 8853	17e	
f	Additional tax on Medicare Advantage MSA distributions. Attach Form 8853	17f	
g	Recapture of a charitable contribution deduction related to a fractional interest in tangible personal property	17g	
h	Income you received from a nonqualified deferred compensation plan that fails to meet the requirements of section 409A	17h	
i	Compensation you received from a nonqualified deferred compensation plan described in section 457A	17i	
j	Section 72(m)(5) excess benefits tax	17j	
k	Golden parachute payments	17k	
l	Tax on accumulation distribution of trusts	17l	
m	Excise tax on insider stock compensation from an expatriated corporation	17m	
n	Look-back interest under section 167(g) or 460(b) from Form 8697 or 8866	17n	
o	Tax on non-effectively connected income for any part of the year you were a nonresident alien from Form 1040-NR	17o	
p	Any interest from Form 8621, line 16f, relating to distributions from, and dispositions of, stock of a section 1291 fund	17p	
q	Any interest from Form 8621, line 24	17q	
z	Any other taxes. List type and amount: _____	17z	
18	Total additional taxes. Add lines 17a through 17z		18
19	Reserved for future use		19
20	Section 965 net tax liability installment from Form 965-A	20	
21	Add lines 4, 7 through 16, and 18. These are your total other taxes . Enter here and on Form 1040 or 1040-SR, line 23, or Form 1040-NR, line 23b		21
			278.

SCHEDULE C (Form 1040)

Profit or Loss From Business (Sole Proprietorship)

OMB No. 1545-0074

2023

Department of the Treasury Internal Revenue Service

Attach to Form 1040, 1040-SR, 1040-SS, 1040-NR, or 1041; partnerships must generally file Form 1065.

Attachment Sequence No. 09

Go to www.irs.gov/ScheduleC for instructions and the latest information.

Name of proprietor: SWATI GUPTA. Social security number (SSN): 133-77-8737. Principal business: SOFTWARE SERVICES. Business name: GUPTA SOFTWARE SERVICES. Business address: 2200 PATERSON PLANK ROAD, Apt. 19, NORTH BERGEN, NJ 07047. Accounting method: Cash. Did you materially participate? Yes. If you started or acquired this business during 2023, check here: No. Did you make any payments in 2023 that would require you to file Form(s) 1099? No. If "Yes," did you or will you file required Form(s) 1099? No.

Part I Income

Table with 7 rows for income items: 1 Gross receipts or sales, 2 Returns and allowances, 3 Subtract line 2 from line 1, 4 Cost of goods sold, 5 Gross profit, 6 Other income, 7 Gross income.

Part II Expenses. Enter expenses for business use of your home only on line 30.

Table with 24 columns for expenses: 8 Advertising, 9 Car and truck expenses, 10 Commissions and fees, 11 Contract labor, 12 Depletion, 13 Depreciation and section 179 expense deduction, 14 Employee benefit programs, 15 Insurance, 16 Interest, 17 Legal and professional services, 18 Office expense, 19 Pension and profit-sharing plans, 20 Rent or lease, 21 Repairs and maintenance, 22 Supplies, 23 Taxes and licenses, 24 Travel and meals, 25 Utilities, 26 Wages, 27a Other expenses, 27b Energy efficient commercial bldgs deduction, 28 Total expenses, 29 Tentative profit or (loss), 30 Expenses for business use of your home, 31 Net profit or (loss), 32 If you have a loss, check the box that describes your investment in this activity.

Part III Cost of Goods Sold (see instructions)

33 Method(s) used to value closing inventory: **a** Cost **b** Lower of cost or market **c** Other (attach explanation)

34 Was there any change in determining quantities, costs, or valuations between opening and closing inventory? Yes No
 If "Yes," attach explanation

35 Inventory at beginning of year. If different from last year's closing inventory, attach explanation	35	
36 Purchases less cost of items withdrawn for personal use	36	
37 Cost of labor. Do not include any amounts paid to yourself	37	
38 Materials and supplies	38	
39 Other costs	39	
40 Add lines 35 through 39	40	
41 Inventory at end of year	41	
42 Cost of goods sold. Subtract line 41 from line 40. Enter the result here and on line 4	42	

Part IV Information on Your Vehicle. Complete this part **only** if you are claiming car or truck expenses on line 9 and are not required to file Form 4562 for this business. See the instructions for line 13 to find out if you must file Form 4562.

43 When did you place your vehicle in service for business purposes? (month/day/year) 09/01/2022

44 Of the total number of miles you drove your vehicle during 2023, enter the number of miles you used your vehicle for:
a Business 3,200 **b** Commuting (see instructions) _____ **c** Other 2,800

45 Was your vehicle available for personal use during off-duty hours? Yes No

46 Do you (or your spouse) have another vehicle available for personal use? Yes No

47a Do you have evidence to support your deduction? Yes No

b If "Yes," is the evidence written? Yes No

Part V Other Expenses. List below business expenses not included on lines 8–26, line 27b, or line 30.

BACK OFFICE OPERATIONAL EXPENSES		56,786.
48 Total other expenses. Enter here and on line 27a	48	56,786.

**SCHEDULE D
(Form 1040)**

Capital Gains and Losses

OMB No. 1545-0074

2023

Department of the Treasury
Internal Revenue Service

Attach to Form 1040, 1040-SR, or 1040-NR.
Use Form 8949 to list your transactions for lines 1b, 2, 3, 8b, 9, and 10.
Go to www.irs.gov/ScheduleD for instructions and the latest information.

Attachment
Sequence No. **12**

Name(s) shown on return

VIVEK BHANDARI & SWATI GUPTA

Your social security number

588-77-3305

Did you dispose of any investment(s) in a qualified opportunity fund during the tax year? Yes No

If "Yes," attach Form 8949 and see its instructions for additional requirements for reporting your gain or loss.

Part I Short-Term Capital Gains and Losses—Generally Assets Held One Year or Less (see instructions)

See instructions for how to figure the amounts to enter on the lines below. This form may be easier to complete if you round off cents to whole dollars.	(d) Proceeds (sales price)	(e) Cost (or other basis)	(g) Adjustments to gain or loss from Form(s) 8949, Part I, line 2, column (g)	(h) Gain or (loss) Subtract column (e) from column (d) and combine the result with column (g)
1a Totals for all short-term transactions reported on Form 1099-B for which basis was reported to the IRS and for which you have no adjustments (see instructions). However, if you choose to report all these transactions on Form 8949, leave this line blank and go to line 1b .				
1b Totals for all transactions reported on Form(s) 8949 with Box A checked	157,833.	143,087.	45.	14,791.
2 Totals for all transactions reported on Form(s) 8949 with Box B checked				
3 Totals for all transactions reported on Form(s) 8949 with Box C checked				
4 Short-term gain from Form 6252 and short-term gain or (loss) from Forms 4684, 6781, and 8824				4
5 Net short-term gain or (loss) from partnerships, S corporations, estates, and trusts from Schedule(s) K-1				5
6 Short-term capital loss carryover. Enter the amount, if any, from line 8 of your Capital Loss Carryover Worksheet in the instructions				6 ()
7 Net short-term capital gain or (loss). Combine lines 1a through 6 in column (h). If you have any long-term capital gains or losses, go to Part II below. Otherwise, go to Part III on the back				7 14,791.

Part II Long-Term Capital Gains and Losses—Generally Assets Held More Than One Year (see instructions)

See instructions for how to figure the amounts to enter on the lines below. This form may be easier to complete if you round off cents to whole dollars.	(d) Proceeds (sales price)	(e) Cost (or other basis)	(g) Adjustments to gain or loss from Form(s) 8949, Part II, line 2, column (g)	(h) Gain or (loss) Subtract column (e) from column (d) and combine the result with column (g)
8a Totals for all long-term transactions reported on Form 1099-B for which basis was reported to the IRS and for which you have no adjustments (see instructions). However, if you choose to report all these transactions on Form 8949, leave this line blank and go to line 8b .				
8b Totals for all transactions reported on Form(s) 8949 with Box D checked	9,435.	8,954.		481.
9 Totals for all transactions reported on Form(s) 8949 with Box E checked				
10 Totals for all transactions reported on Form(s) 8949 with Box F checked				
11 Gain from Form 4797, Part I; long-term gain from Forms 2439 and 6252; and long-term gain or (loss) from Forms 4684, 6781, and 8824				11
12 Net long-term gain or (loss) from partnerships, S corporations, estates, and trusts from Schedule(s) K-1				12
13 Capital gain distributions. See the instructions				13
14 Long-term capital loss carryover. Enter the amount, if any, from line 13 of your Capital Loss Carryover Worksheet in the instructions				14 ()
15 Net long-term capital gain or (loss). Combine lines 8a through 14 in column (h). Then, go to Part III on the back				15 481.

For Paperwork Reduction Act Notice, see your tax return instructions.

Schedule D (Form 1040) 2023

Part III Summary

<p>16 Combine lines 7 and 15 and enter the result</p> <ul style="list-style-type: none"> • If line 16 is a gain, enter the amount from line 16 on Form 1040, 1040-SR, or 1040-NR, line 7. Then, go to line 17 below. • If line 16 is a loss, skip lines 17 through 20 below. Then, go to line 21. Also be sure to complete line 22. • If line 16 is zero, skip lines 17 through 21 below and enter -0- on Form 1040, 1040-SR, or 1040-NR, line 7. Then, go to line 22. 	16	15,272.
<p>17 Are lines 15 and 16 both gains? <input checked="" type="checkbox"/> Yes. Go to line 18. <input type="checkbox"/> No. Skip lines 18 through 21, and go to line 22.</p>		
<p>18 If you are required to complete the 28% Rate Gain Worksheet (see instructions), enter the amount, if any, from line 7 of that worksheet</p>	18	
<p>19 If you are required to complete the Unrecaptured Section 1250 Gain Worksheet (see instructions), enter the amount, if any, from line 18 of that worksheet</p>	19	
<p>20 Are lines 18 and 19 both zero or blank and you are not filing Form 4952? <input checked="" type="checkbox"/> Yes. Complete the Qualified Dividends and Capital Gain Tax Worksheet in the instructions for Form 1040, line 16. Don't complete lines 21 and 22 below. <input type="checkbox"/> No. Complete the Schedule D Tax Worksheet in the instructions. Don't complete lines 21 and 22 below.</p>		
<p>21 If line 16 is a loss, enter here and on Form 1040, 1040-SR, or 1040-NR, line 7, the smaller of:</p> <ul style="list-style-type: none"> • The loss on line 16; or • (\$3,000), or if married filing separately, (\$1,500) } <p>Note: When figuring which amount is smaller, treat both amounts as positive numbers.</p>	21	()
<p>22 Do you have qualified dividends on Form 1040, 1040-SR, or 1040-NR, line 3a? <input type="checkbox"/> Yes. Complete the Qualified Dividends and Capital Gain Tax Worksheet in the instructions for Form 1040, line 16. <input type="checkbox"/> No. Complete the rest of Form 1040, 1040-SR, or 1040-NR.</p>		

Sales and Other Dispositions of Capital Assets

Department of the Treasury
Internal Revenue Service

File with your Schedule D to list your transactions for lines 1b, 2, 3, 8b, 9, and 10 of Schedule D.

Go to www.irs.gov/Form8949 for instructions and the latest information.

Name(s) shown on return

Social security number or taxpayer identification number

VIVEK BHANDARI & SWATI GUPTA

588-77-3305

Before you check Box A, B, or C below, see whether you received any Form(s) 1099-B or substitute statement(s) from your broker. A substitute statement will have the same information as Form 1099-B. Either will show whether your basis (usually your cost) was reported to the IRS by your broker and may even tell you which box to check.

Part I Short-Term. Transactions involving capital assets you held 1 year or less are generally short-term (see instructions). For long-term transactions, see page 2.

Note: You may aggregate all short-term transactions reported on Form(s) 1099-B showing basis was reported to the IRS and for which no adjustments or codes are required. Enter the totals directly on Schedule D, line 1a; you aren't required to report these transactions on Form 8949 (see instructions).

You must check Box A, B, or C below. Check only one box. If more than one box applies for your short-term transactions, complete a separate Form 8949, page 1, for each applicable box. If you have more short-term transactions than will fit on this page for one or more of the boxes, complete as many forms with the same box checked as you need.

- (A) Short-term transactions reported on Form(s) 1099-B showing basis was reported to the IRS (see **Note** above)
- (B) Short-term transactions reported on Form(s) 1099-B showing basis **wasn't** reported to the IRS
- (C) Short-term transactions not reported to you on Form 1099-B

1	(a) Description of property (Example: 100 sh. XYZ Co.)	(b) Date acquired (Mo., day, yr.)	(c) Date sold or disposed of (Mo., day, yr.)	(d) Proceeds (sales price) (see instructions)	(e) Cost or other basis See the Note below and see <i>Column (e)</i> in the separate instructions.	Adjustment, if any, to gain or loss If you enter an amount in column (g), enter a code in column (f). See the separate instructions.		(h) Gain or (loss) Subtract column (e) from column (d) and combine the result with column (g).
						(f) Code(s) from instructions	(g) Amount of adjustment	
	ROBINHOOD SECURITIES LLC	01/01/23	12/31/23	35,941.	32,345.	W	45.	3,641.
	ROBINHOOD CRYPTO LLC	01/01/23	12/31/23	121,892.	110,742.			11,150.
2 Totals.	Add the amounts in columns (d), (e), (g), and (h) (subtract negative amounts). Enter each total here and include on your Schedule D, line 1b (if Box A above is checked), line 2 (if Box B above is checked), or line 3 (if Box C above is checked).			157,833.	143,087.		45.	14,791.

Note: If you checked Box A above but the basis reported to the IRS was incorrect, enter in column (e) the basis as reported to the IRS, and enter an adjustment in column (g) to correct the basis. See *Column (g)* in the separate instructions for how to figure the amount of the adjustment.

Name(s) shown on return, Name and SSN or taxpayer identification no, not required if shown on other side **Social security number or taxpayer identification number**
VIVEK BHANDARI & SWATI GUPTA 588-77-3305

Before you check Box D, E, or F below, see whether you received any Form(s) 1099-B or substitute statement(s) from your broker. A substitute statement will have the same information as Form 1099-B. Either will show whether your basis (usually your cost) was reported to the IRS by your broker and may even tell you which box to check.

Part II Long-Term. Transactions involving capital assets you held more than 1 year are generally long-term (see instructions). For short-term transactions, see page 1.

Note: You may aggregate all long-term transactions reported on Form(s) 1099-B showing basis was reported to the IRS and for which no adjustments or codes are required. Enter the totals directly on Schedule D, line 8a; you aren't required to report these transactions on Form 8949 (see instructions).

You must check Box D, E, or F below. Check only one box. If more than one box applies for your long-term transactions, complete a separate Form 8949, page 2, for each applicable box. If you have more long-term transactions than will fit on this page for one or more of the boxes, complete as many forms with the same box checked as you need.

- (D)** Long-term transactions reported on Form(s) 1099-B showing basis was reported to the IRS (see **Note** above)
- (E)** Long-term transactions reported on Form(s) 1099-B showing basis **wasn't** reported to the IRS
- (F)** Long-term transactions not reported to you on Form 1099-B

1	(a) Description of property (Example: 100 sh. XYZ Co.)	(b) Date acquired (Mo., day, yr.)	(c) Date sold or disposed of (Mo., day, yr.)	(d) Proceeds (sales price) (see instructions)	(e) Cost or other basis See the Note below and see <i>Column (e)</i> in the separate instructions.	Adjustment, if any, to gain or loss If you enter an amount in column (g), enter a code in column (f). See the separate instructions.		(h) Gain or (loss) Subtract column (e) from column (d) and combine the result with column (g).	
						(f) Code(s) from instructions	(g) Amount of adjustment		
	ROBINHOOD SECURITIES LLC	01/01/23	12/31/22	9,435.	8,954.			481.	
2 Totals.	Add the amounts in columns (d), (e), (g), and (h) (subtract negative amounts). Enter each total here and include on your Schedule D, line 8b (if Box D above is checked), line 9 (if Box E above is checked), or line 10 (if Box F above is checked) . . .				9,435.	8,954.			481.

Note: If you checked Box D above but the basis reported to the IRS was incorrect, enter in column (e) the basis as reported to the IRS, and enter an adjustment in column (g) to correct the basis. See *Column (g)* in the separate instructions for how to figure the amount of the adjustment.

Additional Medicare Tax
 If any line does not apply to you, leave it blank. See separate instructions.
 Attach to Form 1040, 1040-SR, 1040-NR, or 1040-SS.
 Go to www.irs.gov/Form8959 for instructions and the latest information.

Name(s) shown on return: **VIVEK BHANDARI & SWATI GUPTA** Your social security number: **588-77-3305**

Part I Additional Medicare Tax on Medicare Wages		
1	Medicare wages and tips from Form W-2, box 5. If you have more than one Form W-2, enter the total of the amounts from box 5	280,838.
2	Unreported tips from Form 4137, line 6	
3	Wages from Form 8919, line 6	
4	Add lines 1 through 3	280,838.
5	Enter the following amount for your filing status: Married filing jointly \$250,000 Married filing separately \$125,000 Single, Head of household, or Qualifying surviving spouse . . . \$200,000	250,000.
6	Subtract line 5 from line 4. If zero or less, enter -0-	30,838.
7	Additional Medicare Tax on Medicare wages. Multiply line 6 by 0.9% (0.009). Enter here and go to Part II	278.

Part II Additional Medicare Tax on Self-Employment Income		
8	Self-employment income from Schedule SE (Form 1040), Part I, line 6. If you had a loss, enter -0-	
9	Enter the following amount for your filing status: Married filing jointly \$250,000 Married filing separately \$125,000 Single, Head of household, or Qualifying surviving spouse . . . \$200,000	
10	Enter the amount from line 4	
11	Subtract line 10 from line 9. If zero or less, enter -0-	
12	Subtract line 11 from line 8. If zero or less, enter -0-	
13	Additional Medicare Tax on self-employment income. Multiply line 12 by 0.9% (0.009). Enter here and go to Part III	

Part III Additional Medicare Tax on Railroad Retirement Tax Act (RRTA) Compensation		
14	Railroad retirement (RRTA) compensation and tips from Form(s) W-2, box 14 (see instructions)	
15	Enter the following amount for your filing status: Married filing jointly \$250,000 Married filing separately \$125,000 Single, Head of household, or Qualifying surviving spouse . . . \$200,000	
16	Subtract line 15 from line 14. If zero or less, enter -0-	
17	Additional Medicare Tax on railroad retirement (RRTA) compensation. Multiply line 16 by 0.9% (0.009). Enter here and go to Part IV	

Part IV Total Additional Medicare Tax		
18	Add lines 7, 13, and 17. Also include this amount on Schedule 2 (Form 1040), line 11 (Form 1040-SS filers, see instructions), and go to Part V	278.

Part V Withholding Reconciliation		
19	Medicare tax withheld from Form W-2, box 6. If you have more than one Form W-2, enter the total of the amounts from box 6	4,072.
20	Enter the amount from line 1	280,838.
21	Multiply line 20 by 1.45% (0.0145). This is your regular Medicare tax withholding on Medicare wages	4,072.
22	Subtract line 21 from line 19. If zero or less, enter -0-. This is your Additional Medicare Tax withholding on Medicare wages	0.
23	Additional Medicare Tax withholding on railroad retirement (RRTA) compensation from Form W-2, box 14 (see instructions)	
24	Total Additional Medicare Tax withholding. Add lines 22 and 23. Also include this amount with federal income tax withholding on Form 1040, 1040-SR, or 1040-NR, line 25c (Form 1040-SS filers, see instructions)	0.

Additional Information From 2023 Federal Tax Return**Schedule C (SOFTWARE SERVICES): Profit or Loss from Business****Line 20b****Itemization Statement**

Description	Amount
RENT(12M*\$2500PM)	30,000.
Total	30,000.

Schedule C (SOFTWARE SERVICES): Profit or Loss from Business**Line 25****Itemization Statement**

Description	Amount
MOBILE(12M*\$70PM)	840.
INTERNET(12M*\$90PM)	1,080.
ELECTRICITY(12M*\$100PM)	1,200.
Total	3,120.

Form CT-1040NR/PY Required Fields

The following fields are required to be automatically populated or completed for taxpayers to continue filing, or must be completed in response to the selection of other fields.

Required to be Automatically-Populated Fields

Each page of each form submitted to DRS must include the following automatically populated fields:

1. **Document Identification Numbers** - Three occurrences of the Document Identification Number (DIN) must be on each page. The QR Code and two DINs must be on each scannable page. (See Document Identification Number on Page 4 and Quick Reference (QR) Code, on Page 5.)
2. **Social Security Number** - The Social Security Number must appear at the top of Form CT-1040NR/PY, Pages 2, 3, and 4; Schedule CT-CHET; Supplemental Schedule CT-1040WH; Schedule CT-IT Credit, Pages 1 and 2; Schedule CT-PE; and Form CT-6251, Pages 1 and 2.
3. In addition, the following **Checklist for filing your Connecticut income tax return** must be included when hard copies of the form are printed. Taxpayers should not send the checklist to DRS with the return.

Do not send this sheet with your return.

1. Be sure that Page 1 of your return is not printed on the back of this sheet.
2. Do not send "Draft" or "Unapproved" versions of your return. This will delay or stop the processing of your return.
3. Do not make manual (hand written or typed) corrections to your return; this is a machine readable return. Changes may only be made by reentering information in your software and re-printing the return.
4. **Do not attach or send copies of forms W-2 or 1099.**
5. Verify that the address lines on the return are correct and proper abbreviations are used.
6. If the Employer or Payer's Federal ID # is not listed on Page 2, Lines 18a through 18e, Column A, **all** withholding claimed will be disallowed and your return will not be successfully processed.
7. Do not attempt to remove or modify the solid boxes that print out on your return. Altering target marks may affect the processing of your return.
8. Do not use this return to change or amend previously filed returns. You must use Form CT-1040X to change or amend a previously filed Connecticut income tax return. (File Form CT-1040X electronically at www.ct.gov/TSC using the Taxpayer Service Center.)
9. Send **all** completed pages of CT-1040NR/PY, Schedule CT-CHET, Supplemental Schedule CT-1040WH, Schedule CT-IT Credit, Schedule CT-PE, and Form CT-6251. Send **all** four pages of your completed return, both pages of your completed Schedule CT-CHET, and any other supporting schedules.
10. Make check payable to: Commissioner of Revenue Services
11. To ensure proper posting, write your SSN(s) (optional) and "2023 Form CT-1040NRPY" on your check.
12. To mail your return, use the following addresses:
 - For all tax returns with payment:
 - Department of Revenue Services
 - PO Box 2977
 - Hartford CT 06104-2977
 - For refunds and tax returns without payment:
 - Department of Revenue Services
 - PO Box 2976
 - Hartford CT 06104-2976
13. Verify that all fields print completely and any preparer information is filled out and legible before filing this return. If you find any errors, do not make manual changes. Re-enter information in your software and re-print the return.
14. If you wish to directly deposit a refund into a checking or savings bank account, confirm that Lines 25a through 25d have been completed. You **must** enter bank information on both the federal and Connecticut returns for each to be correctly deposited. Alpha characters are not allowed in Routing or Account Number fields.
15. When making payment using Form CT-1040V, **DO NOT** attach copies of your previously filed Form CT-1040NR/PY.

Do not send this sheet with your return.

NRPY1223V011555



Form CT-1040NR/PY - 2023

Connecticut Nonresident and Part-Year Resident Income Tax Return (Rev. 12/23)

Page 1 of 4

Other tax year, beginning: and ending:

N S Y FJ N MFS N HOH N QSS

588 - 77 - 3305 133 - 77 - 8737

VIVEK BHANDARI N Dec. N P
SWATI GUPTA N Dec. Y N

2200 PATERSON PLANK RD N CT-8379 N CT-2210 N CT-19IT

APT 19 USA N CT-1040 CRC N Federal Form 1310

NORTH BERGEN NJ 07047 - •

Table with 3 columns: Line number, Description, and Amount. Includes lines 1 through 18 for income calculation.

Clip check here. Do not use staples. Do not send Forms W-2 or 1099, or Schedules CT K-1.



NRPY1223V011555

Form CT-1040NR/PY, Page 2 of 4

NRPY1223V021555



588773305

19. Amount from Line 18

19. 832

Forms W-2, W-2G, 1099, and Schedule CT K-1 Information

Col. A - Employer's Federal ID #	Col. B - CT Wages, Tips, etc.	Sch. CT K-1	Col. C - CT Income Tax Withheld
20a. 06 - 0452570	15931	N	1113
20b. -	0		0
20c. -	0		0
20d. -	0		0
20e. -	0		0
20f. Additional Connecticut withholding (from Supplemental Schedule CT-1040WH, Line 3)			0

20. Total Connecticut income tax withheld: Amounts in Column C.	20.	1113
21. All 2023 estimated tax payments and any overpayments applied from a prior year	21.	0
22. Payments made with Form CT-1040 EXT	22.	0
22a. Claim of right credit (from Form CT-1040 CRC, Line 6)	22a.	0
22b. Pass-through entity tax credit (from Schedule CT-PE, Line 1). Schedule must be attached.	22b.	0
23. Total payments and refundable credits: Add Lines 20, 21, 22, 22a and 22b.	23.	1113
24. Overpayment: If Line 23 is more than Line 19, Line 19 subtracted from Line 23.	24.	281
25. Amount of Line 24 you want applied to your 2024 estimated tax	25.	0
26. Amount of Line 24 you want applied as a CHET contribution (from Schedule CT-CHET, Line 4)	26.	0
26a. Total contributions of refund to designated charities (from Schedule 4, Line 63)	26a.	0

27. Refund: Lines 25, 26, and 26a subtracted from Line 24. **27.** 281
If you have not elected to direct deposit, a refund check will be issued and processing may be delayed.

27a. Acct. type Y Ck. N Sv. 27b. Rout. # 021000322 27c. Acct. # 483057651375

27d. Refund going to a bank account outside the U.S.	27d.	N
28. Tax due: If Line 19 is more than Line 23, Line 23 subtracted from Line 19.	28.	0
29. If late: Penalty entered. Line 28 multiplied by 10% (.10).	29.	0
30. If late: Interest entered. Line 28 multiplied by number of months or fraction of a month late, then by 1% (.01).	30.	0
31. Interest on underpayment of estimated tax (from Form CT-2210.)	31.	0
32. Total amount due: Add Lines 28 through 31.	32.	0.00

Declaration: I declare under penalty of law that I have examined this return and all accompanying schedules and statements, including reporting and payment of any use tax due, and, to the best of my knowledge and belief, it is true, complete, and correct. I understand the penalty for willfully delivering a false return or document to DRS is a fine of not more than \$5,000, or imprisonment for not more than five years, or both. The declaration of a paid preparer other than the taxpayer is based on all information of which the preparer has any knowledge.

Your signature	Date	Home/cell telephone number
•	•	7189155754
Spouse's signature (if joint return)	Date	Daytime telephone number
•	•	•
Paid preparer's signature	Date	Telephone number
• VENKATA SAI PAVAN KUMAR	•	• 6789659522
Paid preparer's name	FEIN	Paid Preparer's PTIN
VENKATA SAI PAVAN KUMAR DUDIPAL	882145487	P02470833
Firm's name, address and ZIP code	Self-employed	
GLOBAL TAXES LLC 245 ROONEY CT E BRUNSWI NJ 08816 -	N	

Third Party Designee - Complete the following to authorize DRS to contact another person about this return.

Designee's name	Telephone number	Personal identification number (PIN)
•	•	•

NRPY1223V021555

Sign Here
Keep a copy for your records.

NRPY1223V031555



• 588773305

Schedule 1 - Modifications to Federal Adjusted Gross Income

33. Interest on state and local government obligations other than Connecticut	33.	0
34. Mutual fund exempt-interest dividends from non-Connecticut state or municipal government obligations	34.	0
35. Taxable amount of lump-sum distributions from qualified plans not included in federal adjusted gross income	35.	0
36. Beneficiary's share of Connecticut fiduciary adjustment: Entered only if greater than zero.	36.	0
37. Loss on sale of Connecticut state and local government bonds	37.	0
38. Section 168(k) federal bonus depreciation deduction allowed for property placed in service during this year.	38.	0
38a. 80% of Section 179 federal deduction.	38a.	0
39. Other - specify •	39.	0
40. Total additions: Add Lines 33 through 39.	40.	0
41. Interest on U.S. government obligations	41.	0
42. Exempt dividends from certain qualifying mutual funds derived from U.S. government obligations	42.	0
43. Social Security benefit adjustment (from Social Security Benefit Adjustment Worksheet)	43.	0
44. Refunds of state and local income taxes	44.	0
45. Tier 1 and Tier 2 railroad retirement benefits and supplemental annuities	45.	0
46. Military retirement pay	46.	0
47. 50% of income received from Connecticut Teachers' Retirement System	47.	0
48. Beneficiary's share of Connecticut fiduciary adjustment: Entered only if less than zero.	48.	0
49. Gain on sale of Connecticut state and local government bonds	49.	0
50. CHET contributions made in 2023 or an excess carried forward from a prior year Acct. #	50.	0
50a. 25% of Section 168(k) federal bonus depreciation deduction added back in preceding four years.	50a.	0
50b. 100% of pension or annuity income.	50b.	0
50c. Ordinary and necessary business expenses for taxpayers licensed under Chapter 420f or 420h that are not claimed for federal income tax purposes.	50c.	0
51. Other - specify •	51.	0
52. Total subtractions: Add Lines 41 through 51.	52.	0

Schedule 2 - Credit for Income Taxes Paid to Qualifying Jurisdictions

53. Connecticut AGI during residency portion of taxable year	53.	0
	Col. A	Col. B
54. Qualifying jurisdiction's name and two-letter code	54. •	•
55. Non-Connecticut income included on Line 53 and reported on a qualifying jurisdiction's income tax return (from Schedule 2 Worksheet)	55.	0
56. Line 55 divided by Line 53. May not exceed 1.0000.	56.	0.0000
57. Apportioned income tax	57.	0
58. Line 56 multiplied by Line 57	58.	0
59. Allowable income tax paid to a qualifying jurisdiction	59.	0
60. Lesser of Line 58 or Line 59	60.	0
61. Total credit: Add Line 60, all columns.	61.	0

NRPY1223V031555

NRPY1223V041555



• 588773305

Schedule 3 - Individual Use Tax

62a. Use tax at 1% (from Connecticut Individual Use Tax Worksheet, Section A, Column 7)	62a.	0
62b. Use tax at 6.35% (from Connecticut Individual Use Tax Worksheet, Section B, Column 7)	62b.	0
62c. Use tax at 7.75% (from Connecticut Individual Use Tax Worksheet, Section C, Column 7)	62c.	0
62d. Use tax at 2.99% (from Connecticut Individual Use Tax Worksheet, Section D, Column 7)	62d.	0
62. Individual use tax: Add Lines 62a, 62b, 62c, and 62d.	62. •	0

Schedule 4 - Contributions to Designated Charities

63a. AR	63a.	0
63b. OT	63b.	0
63c. ES/W	63c.	0
63d. BCR	63d.	0
63e. SNS	63e.	0
63f. MR	63f.	0
63g. CBS	63g.	0
63h. MHCIA	63h.	0
63. Total Contributions: Add Lines 63a through 63h.	63.	0

Taxpayer email

NRPY1223V041555

Schedule CT-SI

Nonresident or Part-Year Resident

Schedule of Income From Connecticut Sources



2023

Complete this schedule if you were a nonresident or part-year resident of Connecticut and attach it to Form CT-1040NR/PY. Do not use staples. Complete in blue or black ink only. Please note that each form is year specific. To prevent any delay in processing your return, the correct year's form **must** be submitted to the Department of Revenue Services (DRS).

Your first name and middle initial VIVEK	Last name BHANDARI	Your Social Security Number 5 8 8 : 7 7 : 3 3 0 5
If joint return, spouse's first name and middle initial SWATI	Last name GUPTA	Spouse's Social Security Number 1 3 3 : 7 7 : 8 7 3 7

Visit portal.ct.gov/DRS/Individuals/Individual-Income-Tax before completing this schedule.

Part 1 - Connecticut Income - Part-Year Residents: Complete **Schedule CT-1040AW, Part-Year Resident Income Allocation.** Add Columns B and D for each line of Schedule CT-1040AW and enter the totals on Lines 1 through 30 below.
Nonresidents: Enter the income received from Connecticut sources.


1. Wages, salaries, tips, etc.	▶	1.	15,931	
2. Taxable interest	▶	2.	0	
3. Ordinary dividends	▶	3.	0	
4. Alimony received	▶	4.		
5. Business income or (loss)	▶	5.	0	
6. Capital gain or (loss)	▶	6.	0	
7. Other gains or (losses)	▶	7.		
8. Taxable amount of IRA distributions	▶	8.		
9. Taxable amounts of pension and annuities	▶	9.		
10. Rental real estate, royalties, partnerships, S corporations, trusts, etc.	▶	10.		
11. Farm income or (loss)	▶	11.		
12. Unemployment compensation	▶	12.		
13. Taxable amount of social security benefits	▶	13.		
14. Other income: See instructions.	▶	14.	0	
15. Gross income from Connecticut sources: Add Lines 1 through 14.	▶	15.	15,931	00

Part 2 - Adjustments to Connecticut Income - Enter adjustments **directly** related to income reported above.

16. Educator expenses.....	▶	16.		
17. Certain business expenses of reservists, performing artists, and fee-basis government officials.....	▶	17.		
18. Health savings account deduction.....	▶	18.		
19. Moving expenses for members of the armed forces	▶	19.		
20. Deductible part of self-employment tax	▶	20.		
21. Self-employed SEP, SIMPLE, and qualified plans	▶	21.		
22. Self-employed health insurance deduction	▶	22.		
23. Penalty on early withdrawal of savings	▶	23.		
24. Alimony paid. Recipient's last name ▶ _____ SSN ▶ _____ - _____ - _____ ▶	▶	24.		
25. IRA deduction	▶	25.		
26. Student loan interest deduction	▶	26.		
27. Archer MSA deduction.....	▶	27.		
28. Other adjustments	▶	28.		
29. Total adjustments: Add Lines 16 through 28.	▶	29.		
30. Income from Connecticut sources: Subtract Line 29 from Line 15. Enter the amount here and on Form CT-1040NR/PY , Line 6.	▶	30.	15,931	00

Employee Apportionment Worksheet - Complete Lines A through G only when the income from employment is earned both inside and outside Connecticut and the exact amount of Connecticut income is not known. **Do not complete Lines A through G if you know the exact amount of your Connecticut-sourced income.**

A. Working days (or other basis) outside Connecticut.....	▶	A		
B. Working days (or other basis) inside Connecticut	▶	B		
C. Total working days: Add Line A and Line B.	▶	C		
D. Nonworking days (Holidays, weekends, etc.).....	▶	D		
E. Connecticut ratio: Divide Line B by Line C. Round to four decimal places.	▶	E		
F. Total income being apportioned	▶	F		
G. Connecticut income: Multiply Line E by Line F. Enter here and on Schedule CT-SI, Line 1. Basis, if other than working days: _____	▶	G		



0120101010

2024 NJ-1040-ES-V PAYMENT VOUCHER

Payment by Credit Card

You may pay your 2023 New Jersey income taxes or make payment of estimated tax for 2024 by credit card by visiting the Division's website at nj.gov/taxation.

Payment by E-Check

You may pay your 2023 New Jersey income taxes or make a payment of estimated tax for 2024 by e-check. This option is available on the Division's Website at: nj.gov/taxation. Taxpayers who do not have access to the Internet can make a payment by calling the Division's Customer Service Call Center at 609-292-6400. **Do not use the payment voucher if you pay your taxes by e-check.**

Payment by Check

If you are paying your 2024 New Jersey estimated income taxes by check, be sure to enclose the payment voucher printed below with your check or money order and mail to: State of New Jersey, Division of Taxation, Revenue Processing Center, PO Box 222, Trenton, NJ 08646-0222.

If you are married/civil union couple, filing jointly, be sure that the Social Security number which is first on this payment voucher is the Social Security number on your check and is listed first when filing your Income Tax return.

DO NOT CUT THIS PAGE

New Jersey Gross Income Tax
Declaration of Estimated Tax Voucher
NJ-1040-ES-V

588-77-3305 BHAN 133-77-8737
BHANDARI VIVEK & GUPTA SWATI
2200 PATERSON PLANK ROAD APT 19
NORTH BERGEN NJ 07047

1555 2024

Calendar Year - Due Voucher

April 15, 2024 1

Make check payable to "State of New Jersey - TGI".
Write your Social Security number and tax year on your check.

Indicate the return for which payment is being made by checking the appropriate box:

State of New Jersey
Division of Taxation
Revenue Processing Center
PO Box 222
Trenton, NJ 08646-0222


R NJ-1040 N NJ-1040NR NJ-1080-C F NJ-1041 NJ-1041SB

Enter amount of payment here:

744.00



012015887733050002BHAN2412060000074400



0120101010

2024 NJ-1040-ES-V PAYMENT VOUCHER

Payment by Credit Card

You may pay your 2023 New Jersey income taxes or make payment of estimated tax for 2024 by credit card by visiting the Division's website at nj.gov/taxation.

Payment by E-Check

You may pay your 2023 New Jersey income taxes or make a payment of estimated tax for 2024 by e-check. This option is available on the Division's Website at: nj.gov/taxation. Taxpayers who do not have access to the Internet can make a payment by calling the Division's Customer Service Call Center at 609-292-6400. **Do not use the payment voucher if you pay your taxes by e-check.**

Payment by Check

If you are paying your 2024 New Jersey estimated income taxes by check, be sure to enclose the payment voucher printed below with your check or money order and mail to: State of New Jersey, Division of Taxation, Revenue Processing Center, PO Box 222, Trenton, NJ 08646-0222.

If you are married/civil union couple, filing jointly, be sure that the Social Security number which is first on this payment voucher is the Social Security number on your check and is listed first when filing your Income Tax return.

DO NOT CUT THIS PAGE

New Jersey Gross Income Tax
Declaration of Estimated Tax Voucher
NJ-1040-ES-V

588-77-3305 BHAN 133-77-8737
BHANDARI VIVEK & GUPTA SWATI
2200 PATERSON PLANK ROAD APT 19
NORTH BERGEN NJ 07047

1555 2024

Calendar Year - Due Voucher

June 17, 2024 **2**

Make check payable to "State of New Jersey – TGI".
Write your Social Security number and tax year on your check.

Indicate the return for which payment is being made by checking the appropriate box:

State of New Jersey
Division of Taxation
Revenue Processing Center
PO Box 222
Trenton, NJ 08646-0222


R NJ-1040 N NJ-1040NR NJ-1041
NJ-1080-C F NJ-1041SB

Enter amount of payment here:

744.00



012015887733050002BHAN2412060000074400



0120101010

2024 NJ-1040-ES-V PAYMENT VOUCHER

Payment by Credit Card

You may pay your 2023 New Jersey income taxes or make payment of estimated tax for 2024 by credit card by visiting the Division's website at nj.gov/taxation.

Payment by E-Check

You may pay your 2023 New Jersey income taxes or make a payment of estimated tax for 2024 by e-check. This option is available on the Division's Website at: nj.gov/taxation. Taxpayers who do not have access to the Internet can make a payment by calling the Division's Customer Service Call Center at 609-292-6400.

Do not use the payment voucher if you pay your taxes by e-check.

Payment by Check

If you are paying your 2024 New Jersey estimated income taxes by check, be sure to enclose the payment voucher printed below with your check or money order and mail to: State of New Jersey, Division of Taxation, Revenue Processing Center, PO Box 222, Trenton, NJ 08646-0222.

If you are married/civil union couple, filing jointly, be sure that the Social Security number which is first on this payment voucher is the Social Security number on your check and is listed first when filing your Income Tax return.

DO NOT CUT THIS PAGE

New Jersey Gross Income Tax
Declaration of Estimated Tax Voucher
NJ-1040-ES-V

588-77-3305 BHAN 133-77-8737
BHANDARI VIVEK & GUPTA SWATI
2200 PATERSON PLANK ROAD APT 19
NORTH BERGEN NJ 07047

1555 2024

Calendar Year - Due Voucher

September 16, 2024 **3**

Make check payable to "State of New Jersey - TGI".
Write your Social Security number and tax year on your check.

Indicate the return for which payment is being made by checking the appropriate box:

State of New Jersey
Division of Taxation
Revenue Processing Center
PO Box 222
Trenton, NJ 08646-0222


R NJ-1040 N NJ-1040NR NJ-1041
 NJ-1080-C F NJ-1041SB

Enter amount of payment here:

744.00



012015887733050002BHAN2412060000074400



0120101010

2024 NJ-1040-ES-V PAYMENT VOUCHER

Payment by Credit Card

You may pay your 2023 New Jersey income taxes or make payment of estimated tax for 2024 by credit card by visiting the Division's website at nj.gov/taxation.

Payment by E-Check

You may pay your 2023 New Jersey income taxes or make a payment of estimated tax for 2024 by e-check. This option is available on the Division's Website at: nj.gov/taxation. Taxpayers who do not have access to the Internet can make a payment by calling the Division's Customer Service Call Center at 609-292-6400. **Do not use the payment voucher if you pay your taxes by e-check.**

Payment by Check

If you are paying your 2024 New Jersey estimated income taxes by check, be sure to enclose the payment voucher printed below with your check or money order and mail to: State of New Jersey, Division of Taxation, Revenue Processing Center, PO Box 222, Trenton, NJ 08646-0222.

If you are married/civil union couple, filing jointly, be sure that the Social Security number which is first on this payment voucher is the Social Security number on your check and is listed first when filing your Income Tax return.

DO NOT CUT THIS PAGE

New Jersey Gross Income Tax
Declaration of Estimated Tax Voucher
NJ-1040-ES-V

588-77-3305 BHAN 133-77-8737
BHANDARI VIVEK & GUPTA SWATI
2200 PATERSON PLANK ROAD APT 19
NORTH BERGEN NJ 07047

1555 2024

Calendar Year - Due Voucher
January 15, 2025 **4**

Make check payable to "State of New Jersey - TGI".
Write your Social Security number and tax year on your check.

Indicate the return for which payment is being made by checking the appropriate box:

State of New Jersey
Division of Taxation
Revenue Processing Center
PO Box 222
Trenton, NJ 08646-0222


R NJ-1040 N NJ-1040NR NJ-1041
 NJ-1080-C F NJ-1041SB

Enter amount of payment here:

744.00



012015887733050002BHAN2412060000074400



0130201010

2023 NJ-1040-V PAYMENT VOUCHER

Payment by Credit Card

You may pay your 2023 New Jersey income taxes or make payment of estimated tax for 2024 by credit card by visiting the Division’s website at nj.gov/taxation.

Payment by E-Check

You may pay your 2023 New Jersey income taxes or make a payment of estimated tax for 2024 by e-check. This option is available on the Division’s Website at: nj.gov/taxation. Taxpayers who do not have access to the Internet can make a payment by calling the Division’s Customer Service Call Center at 609-292-6400. **Do not use the payment voucher if you pay your taxes by e-check.**

Payment by Check

If you are paying your 2023 New Jersey income taxes, with your return, by check, be sure to enclose the payment voucher printed below with your check or money order. Mail to: State of New Jersey, Division of Taxation, Revenue Processing Center, PO Box 111, Trenton, NJ 08645-0111.

If you are paying your 2023 New Jersey income taxes, separate from your return, by check, be sure to enclose the payment voucher printed below with your check or money order. Mail to: State of New Jersey, Division of Taxation, Revenue Processing Center, PO Box 643, Trenton, NJ 08646-0643.

If you are making your first installment payment of estimated tax for 2024, use separate checks or money orders for each payment. Send your 2024 estimated tax payment with a NJ-1040-ES voucher to: State of New Jersey, Division of Taxation, Revenue Processing Center, PO Box 222, Trenton, NJ 08646-0222.

DO NOT CUT THIS PAGE

New Jersey Gross Income Tax
Resident Payment Voucher
NJ-1040-V

588-77-3305 BHAN 133-77-8737
BHANDARI VIVEK & GUPTA SWATI
2200 PATERSON PLANK ROAD APT 19
NORTH BERGEN NJ 07047

1555 2023

Make your check payable to “State of New Jersey – TGI”.
Write your Social Security number and tax year on your check.

State of New Jersey
Division of Taxation
Revenue Processing Center
PO Box 643
Trenton, NJ 08646-0643

Enter amount of payment here:

2986.00




2023 NJ-1040
New Jersey Resident Income Tax Return

For Privacy Act Notification, See Instructions

1555

NJ-1040
2023
Page 1



040MP01230

Your Social Security Number (required)
588773305

Last Name, First Name, Initial (Joint Filers enter first name and middle initial of each. Enter spouse's/CU partner's last name ONLY if different.)
BHANDARI VIVEK & GUPTA SWATI

Spouse's/CU Partner's SSN (if filing jointly)
133778737

County/Municipality Code (See Table page 50)
0101

Home Address (Number and Street, including apartment number)
2200 PATERSON PLANK ROAD APT 19

City, Town, Post Office State ZIP Code
NORTH BERGEN NJ 07047

Driver's License Number (Voluntary) (See instructions)
B31807730009892

- Federal extension filed.
- The address above is a foreign address.
- Your address has changed.
- Death certificate is enclosed.
- Do not want a paper form next year.
- I authorize the Division of Taxation to discuss my return and enclosures with my preparer.
- NJ-1040-O is enclosed.


Gubernatorial Elections Fund Note: This does not reduce your refund or increase your balance due.

Do you want to designate \$1 to the Gubernatorial Elections Fund?	You	Yes	No
If joint return, does your spouse want to designate \$1?	Spouse/CU Partner	Yes	No

Direct Deposit Information

dd1. Direct deposit indicator (1 for direct deposit, 4 for no direct deposit)	dd1.	4
dd2. Account type (C for checking, S for savings)	dd2.	
dd3. Fill in the checkbox if the direct deposit is going to an account outside the United States	dd3.	
dd4. Routing number	dd4.	
dd5. Account number	dd5.	





Name(s) as shown on Form NJ-1040
BHANDARI VIVEK & GUPTA SWATI

Your Social Security Number
588773305

1555

Part-year residents, provide months/days you were a New Jersey resident during 2023:
From: To:

Fiscal year filers only:
Enter month of your year end 2 0 2 4

Filing Status
Fill in only one.

- 1. Single
 - 2. Married/CU Couple, filing joint return
 - 3. Married/CU Partner, filing separate return
 - 4. Head of Household Enter spouse's/CU partner's SSN
 - 5. Qualifying Widow(er)/Surviving CU Partner
- Indicate the year of your spouse's/CU partner's death: 2021 2022

Exemptions

Fill in the ovals that apply. You must enter a total in the boxes to the right and complete the calculation.

6. Regular	<input checked="" type="checkbox"/>	Self	<input checked="" type="checkbox"/>	Spouse/CU Partner	Domestic Partner	2	x \$1,000 =	<u>2000</u>
7. Senior 65+ (Born in 1958 or earlier)		Self		Spouse/CU Partner			x \$1,000 =	_____
8. Blind/Disabled		Self		Spouse/CU Partner			x \$1,000 =	_____
9. Veteran		Self		Spouse/CU Partner			x \$6,000 =	_____
10. Qualified Dependent Children							x \$1,500 =	_____
11. Other Dependents							x \$1,500 =	_____
12. Dependents Attending Colleges (See instructions)							x \$1,000 =	_____
13. Total Exemption Amount (Add totals from the lines at 6 through 12)							13.	<u>2000</u> .

14. Dependent Information. Provide the following information for each dependent.

	Last Name, First Name, Middle Initial	Social Security Number	Birth Year	No Health Insurance
a.	_____			
b.	_____			
c.	_____			
d.	_____			




Name(s) as shown on Form NJ-1040
BHANDARI VIVEK & GUPTA SWATI

Your Social Security Number
588773305

1555

15.	Wages, salaries, tips, and other employee compensation (State wages from Box 16 of enclosed W-2(s)) (See instructions)	15.	284721 .
16a.	Taxable interest income (Enclose federal Schedule B if over \$1,500) (See instructions)	16a.	1141 .
16b.	Tax-exempt interest income (Enclose Schedule) (See instructions) Do not include on line 16a	16b.	.
17.	Dividends	17.	124 .
18.	Net profits from business (Schedule NJ-BUS-1, Part I, line 4) (Enclose federal Schedule C)	18.	.
19.	Net gains or income from disposition of property (Schedule NJ-DOP, line 4)	19.	15272 .
20a.	Taxable pensions, annuities, and IRA distributions/withdrawals (See instructions)	20a.	.
20b.	Excludable pension, annuity, and IRA distributions/withdrawals	20b.	.
21.	Distributive Share of Partnership Income (Schedule NJ-BUS-1, Part II, line 4) (Enclose Schedule NJK-1 or federal Schedule K-1)	21.	.
22.	Net pro rata share of S Corporation Income (Schedule NJ-BUS-1, Part III, line 4) (Enclose Schedule NJ-K-1 or federal Schedule K-1)	22.	.
23.	Net gains or income from rents, royalties, patents, and copyrights (Schedule NJ-BUS-1, Part IV, line 4)	23.	.
24.	Net gambling winnings (See instructions)	24.	.
25.	Alimony and separate maintenance payments received	25.	.
26.	Other (Enclose documents) (See instructions)	26.	1 .
27.	Total Income (Add lines 15, 16a, 17 through 20a, and 21 through 26)	27.	301259 .
28a.	Pension/Retirement Exclusion (See instructions)	28a.	.
28b.	Other Retirement Income Exclusion (See Worksheet D and instructions pages 19-20)	28b.	.
28c.	Total Exclusion Amount (Add lines 28a and 28b)	28c.	.
29.	New Jersey Gross Income (Subtract line 28c from line 27) (See instructions)	29.	301259 .
30.	Exemption Amount (Enter amount from line 13. Part-year residents see instr.)	30.	2000 .
31.	Medical Expenses (See Worksheet F and instructions)	31.	.
32.	Alimony and separate maintenance payments (See instructions)	32.	.
33.	Qualified Conservation Contribution	33.	.
34.	Health Enterprise Zone Deduction	34.	.
35.	Alternative Business Calculation Adjustment (Schedule NJ-BUS-2, line 11)	35.	0 .
36.	Organ/Bone Marrow Donation Deduction (See instructions)	36.	.
37a.	NJBEST Deduction	37a.	.
37b.	NJCLASS Deduction	37b.	.
37c.	NJ Higher Ed. Tuition Deduction	37c.	.
38.	Total Exemptions and Deductions (Add lines 30 through 37c)	38.	2000 .
39.	Taxable Income (Subtract line 38 from line 29)	39.	299259 .
40a.	Total Property Taxes (18% of Rent) Paid (See instructions page 25)	40a.	.
40b.	Indicate your residency status during 2023 (fill in only one)		
	Homeowner	Tenant	Both
41.	Property Tax Deduction (From Worksheet H) (See instructions)	41.	.
42.	New Jersey Taxable Income (Subtract line 41 from line 39)	42.	299259 .
43.	Tax on amount on line 42 (Tax Table page 52)	43.	15020 .
44.	Credit For Income Taxes Paid to Other Jurisdictions (Enclose Schedule NJ-COJ) (See instructions)	44.	794 .
	Enter Code		07
45.	Balance of Tax (Subtract line 44 from line 43)	45.	14226 .
46.	Sheltered Workshop Tax Credit	46.	.
47.	Gold Star Family Counseling Credit (See instructions)	47.	.
48.	Credit for Employer of Organ/Bone Marrow Donor (See instructions)	48.	.
49.	Total Credits (Add lines 46 through 48)	49.	.
50.	Balance of Tax After Credits (Subtract line 49 from line 45) If zero or less, make no entry	50.	14226 .
51.	Use Tax Due on Internet, Mail-Order, or Other Out-of-State Purchases (See instructions) If no Use Tax, enter 0	51.	0 .
52.	Interest on Underpayment of Estimated Tax	52.	11 .
	Fill in if Form NJ-2210 is enclosed		X
53a.	Fill in if anyone in your tax household does not currently have health insurance. (Enclose NJ-EZ Enroll form) (See instructions)	53a.	



Name(s) as shown on Form NJ-1040
BHANDARI VIVEK & GUPTA SWATI

Your Social Security Number
588773305

1555

53b. If you indicated at line 53a that someone in your tax household does not have health insurance, fill in to allow Get Covered New Jersey to assist with obtaining coverage (See instructions)	53b.	
53c. Shared Responsibility Payment (See instructions)	REQUIRED	Enclose Schedule NJ-HCC and fill in <input checked="" type="checkbox"/>
54. Total Tax Due (Add lines 50 through 53c)	54.	14237 .
55. Total NJ Income Tax Withheld (Enclose Forms W-2 and 1099) (Part-year residents, see instructions)	55.	11251 .
56. Property Tax Credit (See instructions page 24)	56.	. .
57. New Jersey Estimated Tax Payments/Credit from 2022 tax return	57.	. .
58. New Jersey Earned Income Tax Credit (See instructions) Fill in if you had the IRS calculate your federal earned income credit Fill in if you are a CU couple claiming the NJ Earned Income Tax Credit	58.	. .
59. Excess New Jersey UI/WF/SWF Withheld (Enclose Form NJ-2450) (See instructions)	59.	. .
60. Excess New Jersey Disability Insurance Withheld (Enclose Form NJ-2450) (See instructions)	60.	0 .
61. Excess New Jersey Family Leave Insurance Withheld (Enclose Form NJ-2450) (See instructions)	61.	. .
62. Wounded Warrior Caregivers Credit (See instructions)	62.	. .
63. Pass-Through Business Alternative Income Tax Credit (See instructions)	63.	. .
64. Child and Dependent Care Credit (See instructions) Fill in if you are a CU couple claiming the Child and Dependent Care Credit	64.	. .
65. New Jersey Child Tax Credit (See instructions) Number of dependents age 5 or younger on 12/31/2023	65.	. .
66. Total Withholdings, Credits, and Payments (Add lines 55 through 65)	66.	11251 .
67. If line 66 is less than line 54, you have tax due. Subtract line 66 from line 54 and enter the amount you owe If you owe tax, you can still make a donation on lines 70 through 77.	67.	2986 .
68. If the total on line 66 is more than line 54, you have an overpayment. Subtract line 54 from line 66 and enter the overpayment	68.	. .
69. Amount from line 68 you want to credit to your 2024 tax	69.	. .
70. Contribution to N.J. Endangered Wildlife Fund	70.	. .
71. Contribution to N.J. Children's Trust Fund to Prevent Child Abuse	71.	. .
72. Contribution to N.J. Vietnam Veterans' Memorial Fund	72.	. .
73. Contribution to N.J. Breast Cancer Research Fund	73.	. .
74. Contribution to U.S.S. New Jersey Educational Museum Fund	74.	. .
75. Other Designated Contribution (See instructions)	75.	. .
76. Other Designated Contribution (See instructions)	76.	. .
77. Other Designated Contribution (See instructions)	77.	. .
78. Total Adjustments to Tax Due/Overpayment amount (Add lines 69 through 77)	78.	. .
79. Balance due (If line 67 is more than zero, add line 67 and line 78)	79.	2986 .
80. Refund amount (If line 68 is more than zero, subtract line 78 from line 68)	80.	. .

Under penalties of perjury, I declare that I have examined this Income Tax return, including accompanying schedules and statements, and to the best of my knowledge and belief, it is true, correct, and complete. If prepared by a person other than the taxpayer, this declaration is based on all information of which the preparer has any knowledge.

Your Signature _____ Date _____ Spouse's/CU Partner's Signature (required if filing jointly) _____ Date _____

Paid Preparer's Signature _____ Federal Identification Number _____

VENKATA SAI PAVAN KUMAR DUDIPALLI P02470833

Firm's Name _____ Firm's Federal Employer Identification Number _____

GLOBAL TAXES LLC 88-2145487

Tax Due Address
Enclose payment along with the NJ-1040-V payment voucher and tax return. Use the labels provided with the envelope and mail to:
State of New Jersey
Division of Taxation
Revenue Processing Center - Payments
PO Box 111
Trenton, NJ 08645-0111

Include Social Security number and make check or money order payable to:
State of New Jersey - TGI
You can also make a payment on our website:
nj.gov/taxation

Refund or No Tax Due Address
Use the labels provided with the envelope and mail to:
New Jersey Division of Taxation
Revenue Processing Center - Refunds
PO Box 555
Trenton, NJ 08647-0555

Division Use: 1 _____ 2 _____ 3 _____ 4 _____ 5 _____ 6 _____ 7 _____

Name(s) as shown on Form NJ-1040 BHANDARI VIVEK & GUPTA SWATI	Social Security Number 588-77-3305
--	---------------------------------------

Schedule NJ-BUS-1
(Form NJ-1040)

New Jersey Gross Income Tax
Business Income Summary Schedule

2023

Part I Net Profits From Business List the net profit (loss) from business(es). See Instructions.

	Business Name	Social Security Number/ Federal EIN	Profit or (Loss)
1.	GUPTA SOFTWARE SERVICES	133778737	-97,602.
2.			
3.			
4.	Net Profit or (Loss). (Add lines 1, 2, and 3.) (Enter here and on line 18, NJ-1040. If loss, make no entry on line 18.)		4. -97,602.

Part II Distributive Share of Partnership Income List the distributive share of income (loss) from partnership(s). See instructions.

	Partnership Name	Federal EIN	Share of Partnership Income or (Loss)	Share of Pass-Through Business Alternative Income Tax
1.				
2.				
3.				
4.	Distributive Share of Partnership Income or (Loss). (Add lines 1, 2, and 3.) (Enter here and on line 21, NJ-1040. If loss, make no entry on line 21.)		4.	
5.	Total Share of Pass-Through Business Alternative Income Tax (Add lines 1, 2, and 3.) (Enter here and include on line 63, NJ-1040.)		5.	

Part III Net Pro Rata Share of S Corporation Income List the pro rata share of income (usable loss) from S corporation(s). See instructions.

	S Corporation Name	Federal EIN	Pro Rata Share of S Corporation Income or (Usable Loss)	Share of Pass-Through Business Alternative Income Tax
1.				
2.				
3.				
4.	Net Pro Rata Share of S Corporation Income or (Usable Loss). (Add lines 1, 2, and 3.) (Enter here and on line 22, NJ-1040. If loss, make no entry on line 22.)		4.	
5.	Total Share of Pass-Through Business Alternative Income Tax (Add lines 1, 2, and 3.) (Enter here and include on line 63, NJ-1040)		5.	

Part IV Net Gains or Income From Rents, Royalties, Patents, and Copyrights List the net gains or net income, less net loss, derived from or in the form of rents, royalties, patents, and copyrights. See instructions.
Type of Property:
1 – Rental real estate 2 – Royalties 3 – Patents 4 – Copyrights

	Source of Income or Loss. If rental real estate, enter physical address of property.	Social Security Number/ Federal EIN	Type – Enter number from list above	Income or (Loss)
1.				
2.				
3.				
4.	Net Income or (Loss). (Add lines 1, 2, and 3.) (Enter here and on line 23, NJ-1040. If loss, make no entry on line 23.)			4.

Keep a copy of this schedule for your records

Name(s) as shown on Form NJ-1040 BHANDARI VIVEK & GUPTA SWATI	Social Security Number 588-77-3305
--	---------------------------------------

Schedule NJ-BUS-2
(Form NJ-1040)

New Jersey Gross Income Tax
Alternative Business Calculation Adjustment

2023

Part I Income (Loss)		Column A		Column B	
		Reportable Regular Business Income		Alternative Business Income (Loss)	
1.	Net Profits From Business	1a.	0.	1b.	-97,602.
2.	Distributive Share of Partnership Income	2a.	0.	2b.	0.
3.	Net Pro Rata Share of S Corporation Income	3a.	0.	3b.	0.
4.	Net Gain or Income From Rents, Royalties, Patents, and Copyrights	4a.	0.	4b.	0.
5.	Loss Carryforward From Tax Year 2022			5b.	()
6.	Totals	6a.	0.	6b.	-97,602.
Part II Adjustment Calculation					
7.	Total Regular Business Income	7.	0.		
8.	Total Alternative Business Income/(Loss) (If loss, enter zero)	8.	0.		
9.	Business Increment (Subtract line 8 from line 7)	9.	0.		
10.	Adjustment Percentage	10.	0.50		
11.	Alternative Business Calculation Adjustment (Line 9 x 0.50)	11.	0.		
Part III Loss Carryforward to Tax Year 2024					
12.	Loss Carryforward to Tax Year 2024	12.		(97,602.

Instructions

- Line 1a. Enter the amount from line 18, Form NJ-1040.
- Line 1b. Enter the amount from Part I, line 4, Schedule NJ-BUS-1 (Form NJ-1040).
- Line 2a. Enter the amount from line 21, Form NJ-1040.
- Line 2b. Enter the amount from Part II, line 4, Schedule NJ-BUS-1 (Form NJ-1040).
- Line 3a. Enter the amount from line 22, Form NJ-1040.
- Line 3b. Enter the amount from Part III, line 4, Schedule NJ-BUS-1 (Form NJ-1040).
- Line 4a. Enter the amount from line 23, Form NJ-1040.
- Line 4b. Enter the amount from Part IV, line 4, Schedule NJ-BUS-1 (Form NJ-1040).
- Line 5b. Enter the amount from line 12 of your 2022 Schedule NJ-BUS-2 (Form NJ-1040).
- Line 6a. Enter the total of lines 1a through 4a.
- Line 6b. Enter the total of lines 1b through 5b, netting gains with losses.
- Line 7. Enter the amount from line 6a of this schedule.
- Line 8. Enter the amount from line 6b of this schedule. If loss, enter zero here.
- Line 9. Subtract line 8 from line 7. If the result is zero, enter zero on line 11 and continue with line 12.
- Line 10. The adjustment percentage for Tax Year 2023 is 50% (0.50).
- Line 11. Multiply the amount on line 9 by 50% (0.50). Enter here and on line 35 of Form NJ-1040.
- Line 12. If the amount on line 6b is a loss, enter the amount of the loss on this line. Otherwise, enter zero.

Keep a copy of this schedule for your records

**NJ-2210
2023**

**Underpayment of Estimated Tax
by Individuals, Estates, or Trusts**

Fill in the oval at line 52, Form NJ-1040, and enclose this form with your return.

Name(s) as shown on Form NJ-1040 BHANDARI VIVEK & GUPTA SWATI	Social Security Number 588-77-3305
---	--

Part I Figuring Your Underpayment

No interest will be assessed on an underpayment of estimated tax resulting from the provisions of P.L. 2023, c.96, as long as you pay all additional estimated tax by April 15, 2024.

1. 2023 Tax (line 50, Form NJ-1040).....	1.	14,226.
2. Enter the total of lines 55, 56, 58, 59, 60, 61, 62, 63, 64, and 65, Form NJ-1040	2.	11,251.
3. Subtract line 2 from line 1 (If less than \$400, do not complete the rest of this form).....	3.	2,975.
4a. Multiply the amount on line 1 by .80 (80%) (Two-thirds for qualified farmers)	4a.	11,381.
4b. Enter 2022 tax (From Form NJ-1040, line 50)	4b.	

	Payment Due Dates			
	(A) April 18, 2023	(B) June 15, 2023	(C) Sept 15, 2023	(D) Jan 16, 2024
5. Use the lesser amount from either line 4a or 4b and divide by four. Enter the result in each column	2,845.	2,845.	2,845.	2,846.
6. Estimated tax paid and tax withheld per period (see instr.). If each column on line 6 is greater than the corresponding column on line 5, do not complete the rest of this form	2,812.	2,813.	2,813.	2,813.
7. Enter the overpayment (line 13) from the previous column. (Complete lines 7 through 13 for one column before completing the next column.)				
8. Add line 6 and line 7	2,812.	2,813.	2,813.	2,813.
9. Enter the total underpayment (add line 11 and line 12) from the previous column		33.	65.	97.
10. Subtract line 9 from line 8. If zero or less, enter zero	2,812.	2,780.	2,748.	2,716.
11. Remaining underpayment from previous period. If line 10 is zero, subtract line 8 from line 9. Otherwise enter zero		0.	0.	0.
12. Underpayment (If line 5 is greater than line 10, subtract line 10 from line 5).....	33.	65.	97.	130.
13. Overpayment (If line 10 is greater than line 5, subtract line 5 from line 10).....				

Part II Exceptions

(See instructions. Complete worksheets for exceptions 2, 3, and 4 and enclose calculations for each exception claimed.)

If you meet exception 1 at line 15, do not file this form. These amounts will be verified by the Division of Taxation.

	April 18, 2023	June 15, 2023	Sept 15, 2023	Jan 16, 2024
14. Total amount paid and withheld from January 1 through payment due date shown. (Do not include withholdings after December 31, 2023.) (See instructions).....	2,812.	5,625.	8,438.	11,251.
15. Exception 1 – Enter 2022 tax (line 50)	25% of 2022 Tax	50% of 2022 Tax	75% of 2022 Tax	100% of 2022 Tax
16. Exception 2 – Tax on 2022 gross income using 2023 exemptions and tax rates	25% of Tax	50% of Tax	75% of Tax	100% of Tax
17. Exception 3 – Tax on annualized 2023 income	20% of Tax	40% of Tax	60% of Tax	
18. Exception 4 – Tax on 2023 income over 3, 5, and 8-month periods	90% of Tax	90% of Tax	90% of Tax	

If the amount of any exception is equal to or less than the corresponding amount at line 14, interest will not be charged for that period

19. Total Interest (Include this amount on line 52, Form NJ-1040).....	See 2210 Wks	\$	11.
---	--------------	----	-----

Worksheets

Exception II Tax on 2022 gross income using 2023 exemptions and tax rates

1. Enter 2022 NJ Gross Income (line 29, 2022 NJ-1040).....	1.	
2. Enter 2023 Total Exemptions (line 30, 2023 NJ-1040).....	2.	
3. Subtract line 2 from line 1.....	3.	
4. Calculate Tax on line 3 (2023 tax rates).....	4.	
5. Enter Credit for Income Taxes Paid to Other Jurisdictions (line 44, 2023 NJ-1040).....	5.	
6. Subtract line 5 from line 4. Enter the applicable percentage of this amount on line 16, Part II of this form.....	6.	

Exception III Tax on 2023 Annualized Income (attach calculations)

Estates and trusts, **do not** use the period ending dates shown, instead use the following ending dates: 2/28/23, 4/30/23, and 7/31/23. Also, estates and trusts cannot use the annualization amounts shown on line 2 and must use 6, 3, and 1.7143, respectively.

		1/1/23 – 3/31/23	1/1/23 – 5/31/23	1/1/23 – 8/31/23
1. Enter the portion of NJ Gross Income (line 29, NJ-1040) that is applicable to each period shown.....	1.			
2. Annualization amounts.....	2.	4	2.4	1.5
3. Annualized Income (Multiply line 1 by line 2).....	3.			
4. Enter Total Exemptions (line 30, NJ-1040).....	4.			
5. Subtract line 4 from line 3.....	5.			
6. Calculate tax on line 5.....	6.			
7. Enter the portion of the Credit for Income Taxes Paid to Other Jurisdictions (line 44, NJ-1040) that is applicable to each period.....	7.			
8. Subtract line 7 from line 6. Enter the applicable percentage of this amount on line 17, Part II of this form.....	8.			

Exception IV Tax on Actual 2023 Taxable Income over 3, 5, and 8-month periods (attach calculations)

		1/1/23 – 3/31/23	1/1/23 – 5/31/23	1/1/23 – 8/31/23
1. Enter the actual amount of NJ Taxable Income (line 42, NJ-1040) that is applicable to each period shown.....	1.			
2. Calculate tax on line 1.....	2.			
3. Enter the portion of the Credit for Income Taxes Paid to Other Jurisdictions (line 44, NJ-1040) that is applicable to each period shown.....	3.			
4. Subtract line 3 from line 2. Enter 90% of this amount on line 18, Part II of this form.....	4.			

Interest Computation Worksheet

2022

▶ Attach to Form NJ-2210 or NJ-2210NR

Name as Shown on Return BHANDARI VIVEK & GUPTA SWATI	Social Security No. 588-77-3305
---	------------------------------------

Option 1

	A	B	C	D	E	F	G
Period	Amount Due (line 5, NJ-2210)	Balance Due Previous Quarter (column E)	Total Due (A + B)	Total Paid (line 6, NJ-2210)	Balance (C - D)	Multi- plier	Interest (E x F)
1 4/15 - 6/15	2,845.		2,845.	2,812.	33.	.010	1.
2 6/16 - 9/15	2,845.	33.	2,878.	2,813.	65.	.019	2.
3 9/16 - 1/15	2,845.	65.	2,910.	2,813.	97.	.031	4.
4 1/16 - 4/15	2,846.	97.	2,943.	2,813.	130.	.025	4.
5 Total interest for Option 1						5	11.

Option 2

	(a) 4/15/2022	(b) 6/15/2022	(c) 9/15/2022	(d) 1/15/2023	
Payment due dates ▶					
1 Payment date	_____	_____	_____	_____	
2 Amount due	_____	_____	_____	_____	
3 Balance from previous quarter		_____	_____	_____	
4 Balance due	_____	_____	_____	_____	
5 a Number of months from due date to payment date or next quarter due date, whichever is earlier	_____	_____	_____	_____	
b Interest rate0625	.0775	.0925	.1000	
6 Late payment interest. (Line 4 times line 5a times line 5b divided by 12.) If line 1 is blank, skip lines 7 through 10.	_____	_____	_____	_____	
7 Payment amount	_____	_____	_____	_____	
8 Underpayment amount	_____	_____	_____	_____	
9 a Number of months from payment date to next quarter due date	_____	_____	_____	_____	
b Interest rate0625	.0775	.0925	.1000	
10 Underpayment interest. (Line 8 times line 9a times line 9b divided by 12.)	_____	_____	_____	_____	
11 Total interest for Option 2. Add lines 6 and 10, columns (a) through (d)				11	_____

REQUIRED

If your income on line 29 is above the filing threshold, you **must** submit this schedule with your return.

Name(s) as shown on Form NJ-1040 BHANDARI VIVEK & GUPTA SWATI	Social Security Number 588-77-3305
---	--

Schedule NJ-HCC

Health Care Coverage

2023

If your income on line 29 is at or below the filing threshold (see instructions), do not complete this schedule.

Part I

Did you and, if applicable, all members of your tax household, have minimum essential health coverage for every month in 2023? (See instructions for line 53c, NJ-1040.) Part-year residents include only months as a New Jersey resident.

Yes. You do not owe a shared responsibility payment. Fill in the oval at line 53c, NJ-1040, and enclose this schedule with your return.

No. Continue to Part II.

If you or any member of your tax household does not **currently** have minimum essential health coverage, also complete the NJ-EZ Enroll form. (See instructions for lines 53a and 53b, NJ-1040.)

Part II

Enter the name and Social Security number for each member of your tax household. Check the box for every month each person had minimum essential health coverage or qualified for an exemption (part-year residents include only months as a New Jersey resident). If an individual qualified for an exemption, enter the exemption number. (See instructions for line 53c, NJ-1040.) If an individual has more than one exemption number, check the box. If you need more space, enclose a statement listing any additional individuals.

		Jan	Feb	Mar	Apr	May	Jun	Jul	Aug	Sep	Oct	Nov	Dec
Name	Social Security Number												
Exemption number: <input style="width:100px;" type="text"/>		Check box if this individual has more than one exemption number <input type="checkbox"/>											

		Jan	Feb	Mar	Apr	May	Jun	Jul	Aug	Sep	Oct	Nov	Dec
Name	Social Security Number												
Exemption number: <input style="width:100px;" type="text"/>		Check box if this individual has more than one exemption number <input type="checkbox"/>											

		Jan	Feb	Mar	Apr	May	Jun	Jul	Aug	Sep	Oct	Nov	Dec
Name	Social Security Number												
Exemption number: <input style="width:100px;" type="text"/>		Check box if this individual has more than one exemption number <input type="checkbox"/>											

		Jan	Feb	Mar	Apr	May	Jun	Jul	Aug	Sep	Oct	Nov	Dec
Name	Social Security Number												
Exemption number: <input style="width:100px;" type="text"/>		Check box if this individual has more than one exemption number <input type="checkbox"/>											

		Jan	Feb	Mar	Apr	May	Jun	Jul	Aug	Sep	Oct	Nov	Dec
Name	Social Security Number												
Exemption number: <input style="width:100px;" type="text"/>		Check box if this individual has more than one exemption number <input type="checkbox"/>											

Other Income Statement
NJ-1040 or NJ-1040NR, line 26

2023

Name BHANDARI VIVEK & GUPTA SWATI	Social Security No. 588-77-3305
--------------------------------------	------------------------------------

	Income from all sources	Income attributed to New Jersey (part-year resident or non-resident only)
1 Prizes and awards (enter source): _____ _____		
2 Income in respect of a decedent (Enter name and social security number of the deceased): _____ _____		
3 Income from estates and trusts: _____ _____		
4 Scholarships and fellowships (Enter name and identification number of grantor): _____ _____		
5 Alternative Trade Adjustment Assistance payments: _____ _____		
6 Residential rental value or allowance paid by employer (enter name and identification number): _____ _____		
7 Jury duty pay		
8 Bartering income		
9 Other income on Form 1099-K (payment network transactions) . . .		
10 Substitute payments		
11 Income from REMICS		
12 Reimbursement for deducted medical expenses		
13 Recoveries of bad debts		
14 Income from the rental of personal property		
15 Income from "not for profit" activities (hobbies):		
16 Other: ROBINHOOD CRYPTO LLC	1.	
17 Total Enter on line 26 of NJ-1040 or NJ-1040NR	1.	

Additional Information From 2023 New Jersey Tax Return

Form NJ-1040: Income Tax Resident Return

Other Contributions

Continuation Statement

NatureOfPrizeSource	Amount
ROBINHOOD CRYPTO LLC	1

SCHEDULE C (Form 1040)

Profit or Loss From Business (Sole Proprietorship)

OMB No. 1545-0074

2023

Department of the Treasury Internal Revenue Service

Attach to Form 1040, 1040-SR, 1040-SS, 1040-NR, or 1041; partnerships must generally file Form 1065.

Attachment Sequence No. 09

Go to www.irs.gov/ScheduleC for instructions and the latest information.

Name of proprietor: SWATI GUPTA. Social security number (SSN): 133-77-8737. Principal business: SOFTWARE SERVICES. Business name: GUPTA SOFTWARE SERVICES. Business address: 2200 PATERSON PLANK ROAD, Apt. 19, NORTH BERGEN, NJ 07047. Accounting method: Cash. Did you materially participate? Yes. Did you start or acquire this business during 2023? No. Did you make any payments in 2023 that would require you to file Form(s) 1099? No. If "Yes," did you or will you file required Form(s) 1099? No.

Part I Income

Table with 7 rows for income reporting. Line 1: Gross receipts or sales. Line 2: Returns and allowances. Line 3: Subtract line 2 from line 1. Line 4: Cost of goods sold. Line 5: Gross profit. Line 6: Other income. Line 7: Gross income.

Part II Expenses. Enter expenses for business use of your home only on line 30.

Table with 27 rows for expense reporting. Lines 8-17: Advertising, Car and truck expenses, Commissions and fees, Contract labor, Depletion, Depreciation and section 179 expense deduction, Employee benefit programs, Insurance, Interest, Legal and professional services. Lines 18-27: Office expense, Pension and profit-sharing plans, Rent or lease, Repairs and maintenance, Supplies, Taxes and licenses, Travel and meals, Utilities, Wages, Other expenses, Energy efficient commercial bldgs deduction.

Part III Cost of Goods Sold (see instructions)

33 Method(s) used to value closing inventory: a Cost b Lower of cost or market c Other (attach explanation)

34 Was there any change in determining quantities, costs, or valuations between opening and closing inventory? Yes No
 If "Yes," attach explanation

35 Inventory at beginning of year. If different from last year's closing inventory, attach explanation	35	
36 Purchases less cost of items withdrawn for personal use	36	
37 Cost of labor. Do not include any amounts paid to yourself	37	
38 Materials and supplies	38	
39 Other costs	39	
40 Add lines 35 through 39	40	
41 Inventory at end of year	41	
42 Cost of goods sold. Subtract line 41 from line 40. Enter the result here and on line 4	42	

Part IV Information on Your Vehicle. Complete this part **only** if you are claiming car or truck expenses on line 9 and are not required to file Form 4562 for this business. See the instructions for line 13 to find out if you must file Form 4562.

43 When did you place your vehicle in service for business purposes? (month/day/year) 09/01/2022

44 Of the total number of miles you drove your vehicle during 2023, enter the number of miles you used your vehicle for:

a Business 3,200 b Commuting (see instructions) c Other 2,800

45 Was your vehicle available for personal use during off-duty hours? Yes No

46 Do you (or your spouse) have another vehicle available for personal use? Yes No

47a Do you have evidence to support your deduction? Yes No

b If "Yes," is the evidence written? Yes No

Part V Other Expenses. List below business expenses not included on lines 8–26, line 27b, or line 30.

BACK OFFICE OPERATIONAL EXPENSES		56,786.
48 Total other expenses. Enter here and on line 27a	48	56,786.

Additional Information From 2023 Federal Tax Return**Schedule C (SOFTWARE SERVICES): Profit or Loss from Business****Line 20b****Itemization Statement**

Description	Amount
RENT(12M*\$2500PM)	30,000.
Total	30,000.

Schedule C (SOFTWARE SERVICES): Profit or Loss from Business**Line 25****Itemization Statement**

Description	Amount
MOBILE(12M*\$70PM)	840.
INTERNET(12M*\$90PM)	1,080.
ELECTRICITY(12M*\$100PM)	1,200.
Total	3,120.