

IRS e-file Signature Authorization

OMB No. 1545-0074

▶ **ERO must obtain and retain completed Form 8879.**
▶ **Go to www.irs.gov/Form8879 for the latest information.**

Submission Identification Number (SID) ▶

Taxpayer's name JAGADEESWARA RAO KANDI	Social security number 734-48-8568
Spouse's name	Spouse's social security number

Part I Tax Return Information — Tax Year Ending December 31, 2023 (Enter year you are authorizing.)

Enter whole dollars only on lines 1 through 5.

Note: Form 1040-SS filers use line 4 only. Leave lines 1, 2, 3, and 5 blank.

1 Adjusted gross income	1	73,267.
2 Total tax	2	8,381.
3 Federal income tax withheld from Form(s) W-2 and Form(s) 1099	3	12,492.
4 Amount you want refunded to you	4	4,111.
5 Amount you owe	5	

Part II Taxpayer Declaration and Signature Authorization (Be sure you get and keep a copy of your return)

Under penalties of perjury, I declare that I have examined a copy of the income tax return (original or amended) I am now authorizing, and to the best of my knowledge and belief, it is true, correct, and complete. I further declare that the amounts in Part I above are the amounts from the income tax return (original or amended) I am now authorizing. I consent to allow my intermediate service provider, transmitter, or electronic return originator (ERO) to send my return to the IRS and to receive from the IRS (a) an acknowledgement of receipt or reason for rejection of the transmission, (b) the reason for any delay in processing the return or refund, and (c) the date of any refund. If applicable, I authorize the U.S. Treasury and its designated Financial Agent to initiate an ACH electronic funds withdrawal (direct debit) entry to the financial institution account indicated in the tax preparation software for payment of my federal taxes owed on this return and/or a payment of estimated tax, and the financial institution to debit the entry to this account. This authorization is to remain in full force and effect until I notify the U.S. Treasury Financial Agent to terminate the authorization. To revoke (cancel) a payment, I must contact the U.S. Treasury Financial Agent at **1-888-353-4537**. Payment cancellation requests must be received no later than 2 business days prior to the payment (settlement) date. I also authorize the financial institutions involved in the processing of the electronic payment of taxes to receive confidential information necessary to answer inquiries and resolve issues related to the payment. I further acknowledge that the personal identification number (PIN) below is my signature for the income tax return (original or amended) I am now authorizing and, if applicable, my Electronic Funds Withdrawal Consent.

Taxpayer's PIN: check one box only

- I authorize GLOBAL TAXES LLC to enter or generate my PIN

8	8	5	6	8
---	---	---	---	---

 as my signature on the income tax return (original or amended) I am now authorizing.
ERO firm name
Enter five digits, but don't enter all zeros
- I will enter my PIN as my signature on the income tax return (original or amended) I am now authorizing. Check this box **only** if you are entering your own PIN **and** your return is filed using the Practitioner PIN method. The ERO must complete Part III below.

Your signature ▶ Jagadeeswara Rao Kandi Date ▶ 02/02/2024

Spouse's PIN: check one box only

- I authorize _____ to enter or generate my PIN

--	--	--	--	--

 as my signature on the income tax return (original or amended) I am now authorizing.
ERO firm name
Enter five digits, but don't enter all zeros
- I will enter my PIN as my signature on the income tax return (original or amended) I am now authorizing. Check this box **only** if you are entering your own PIN **and** your return is filed using the Practitioner PIN method. The ERO must complete Part III below.

Spouse's signature ▶ _____ Date ▶ _____

Practitioner PIN Method Returns Only—continue below

Part III Certification and Authentication — Practitioner PIN Method Only

ERO's EFIN/PIN. Enter your six-digit EFIN followed by your five-digit self-selected PIN.

2	2	2	4	9	6	0	8	2	7	1
---	---	---	---	---	---	---	---	---	---	---

Don't enter all zeros

I certify that the above numeric entry is my PIN, which is my signature for the electronic individual income tax return (original or amended) I am now authorized to file for tax year indicated above for the taxpayer(s) indicated above. I confirm that I am submitting this return in accordance with the requirements of the Practitioner PIN method and **Pub. 1345**, Handbook for Authorized IRS e-file Providers of Individual Income Tax Returns.

ERO's signature ▶ _____ Date ▶ _____

ERO Must Retain This Form — See Instructions
Don't Submit This Form to the IRS Unless Requested To Do So

For the year Jan. 1–Dec. 31, 2023, or other tax year beginning _____, 2023, ending _____, 20 _____ See separate instructions.

Your first name and middle initial Last name Your social security number
JAGADEESWARA RAO KANDI 734 48 8568

If joint return, spouse's first name and middle initial Last name Spouse's social security number

Home address (number and street). If you have a P.O. box, see instructions. Apt. no. Presidential Election Campaign
6 MCDEWELL AVE 18 Check here if you, or your spouse if filing jointly, want \$3 to go to this fund. Checking a box below will not change your tax or refund.

City, town, or post office. If you have a foreign address, also complete spaces below. State ZIP code
DANVERS MA 01923

Foreign country name Foreign province/state/county Foreign postal code
You Spouse

Filing Status [X] Single [] Head of household (HOH)
[] Married filing jointly (even if only one had income)
[] Married filing separately (MFS) [] Qualifying surviving spouse (QSS)
If you checked the MFS box, enter the name of your spouse. If you checked the HOH or QSS box, enter the child's name if the qualifying person is a child but not your dependent:

Digital Assets At any time during 2023, did you: (a) receive (as a reward, award, or payment for property or services); or (b) sell, exchange, or otherwise dispose of a digital asset (or a financial interest in a digital asset)? (See instructions.) [] Yes [X] No

Standard Deduction Someone can claim: [] You as a dependent [] Your spouse as a dependent
[] Spouse itemizes on a separate return or you were a dual-status alien

Age/Blindness You: [] Were born before January 2, 1959 [] Are blind Spouse: [] Was born before January 2, 1959 [] Is blind

Table with 5 columns: (1) First name, Last name, (2) Social security number, (3) Relationship to you, (4) Check the box if qualifies for (see instructions): Child tax credit, Credit for other dependents. Includes rows for dependents and checkboxes for more than four dependents.

Income section table with rows 1a through 1z. 1a Total amount from Form(s) W-2, box 1 (see instructions) 83,389. 1b Household employee wages not reported on Form(s) W-2. 1c Tip income not reported on line 1a (see instructions). 1d Medicaid waiver payments not reported on Form(s) W-2 (see instructions). 1e Taxable dependent care benefits from Form 2441, line 26. 1f Employer-provided adoption benefits from Form 8839, line 29. 1g Wages from Form 8919, line 6. 1h Other earned income (see instructions) 0. 1i Nontaxable combat pay election (see instructions). 1z Add lines 1a through 1h 83,389.

Table with columns for tax-exempt interest, qualified dividends, IRA distributions, pensions and annuities, social security benefits, taxable interest, ordinary dividends, taxable amount. Includes rows 2a through 6b and 7 through 15. 11 Subtract line 10 from line 9. This is your adjusted gross income 73,267. 12 Standard deduction or itemized deductions (from Schedule A) 13,850. 13 Qualified business income deduction from Form 8995 or Form 8995-A. 14 Add lines 12 and 13 13,850. 15 Subtract line 14 from line 11. If zero or less, enter -0-. This is your taxable income 59,417.

Attach Sch. B if required. Standard Deduction for—
• Single or Married filing separately, \$13,850
• Married filing jointly or Qualifying surviving spouse, \$27,700
• Head of household, \$20,800
• If you checked any box under Standard Deduction, see instructions.

Tax and Credits table with rows 16-24. Includes Tax (8,381), Amount from Schedule 2, Child tax credit, Amount from Schedule 3, and Total tax (8,381).

Payments table with rows 25-33. Includes Federal income tax withheld (12,492), 2023 estimated tax payments, and Total payments (12,492).

Refund table with rows 34-36. Includes amount overpaid (4,111), routing number (111000025), and amount applied to 2024 estimated tax.

Amount You Owe table with rows 37-38. Includes amount you owe and estimated tax penalty.

Third Party Designee section with a declaration and fields for name, phone, and PIN.

Sign Here section with a declaration and signature fields for taxpayer and spouse, including occupation and PIN information.

Paid Preparer Use Only section with fields for preparer name, signature, date, PTIN, firm name, address, and EIN.

**SCHEDULE 1
(Form 1040)**

Department of the Treasury
Internal Revenue Service

Additional Income and Adjustments to Income

Attach to Form 1040, 1040-SR, or 1040-NR.
Go to www.irs.gov/Form1040 for instructions and the latest information.

OMB No. 1545-0074

2023

Attachment
Sequence No. **01**

Name(s) shown on Form 1040, 1040-SR, or 1040-NR
JAGADEESWARA RAO KANDI

Your social security number
734-48-8568

Part I Additional Income

1	Taxable refunds, credits, or offsets of state and local income taxes		1	
2a	Alimony received		2a	
b	Date of original divorce or separation agreement (see instructions): _____			
3	Business income or (loss). Attach Schedule C		3	
4	Other gains or (losses). Attach Form 4797		4	
5	Rental real estate, royalties, partnerships, S corporations, trusts, etc. Attach Schedule E		5	-10,122.
6	Farm income or (loss). Attach Schedule F		6	
7	Unemployment compensation		7	
8	Other income:			
a	Net operating loss	8a ()		
b	Gambling	8b		
c	Cancellation of debt	8c		
d	Foreign earned income exclusion from Form 2555	8d ()		
e	Income from Form 8853	8e		
f	Income from Form 8889	8f		
g	Alaska Permanent Fund dividends	8g		
h	Jury duty pay	8h		
i	Prizes and awards	8i		
j	Activity not engaged in for profit income	8j		
k	Stock options	8k		
l	Income from the rental of personal property if you engaged in the rental for profit but were not in the business of renting such property	8l		
m	Olympic and Paralympic medals and USOC prize money (see instructions)	8m		
n	Section 951(a) inclusion (see instructions)	8n		
o	Section 951A(a) inclusion (see instructions)	8o		
p	Section 461(l) excess business loss adjustment	8p		
q	Taxable distributions from an ABLE account (see instructions)	8q		
r	Scholarship and fellowship grants not reported on Form W-2	8r		
s	Nontaxable amount of Medicaid waiver payments included on Form 1040, line 1a or 1d	8s ()		
t	Pension or annuity from a nonqualified deferred compensation plan or a nongovernmental section 457 plan	8t		
u	Wages earned while incarcerated	8u		
z	Other income. List type and amount: _____	8z		
9	Total other income. Add lines 8a through 8z		9	
10	Combine lines 1 through 7 and 9. This is your additional income . Enter here and on Form 1040, 1040-SR, or 1040-NR, line 8		10	-10,122.

For Paperwork Reduction Act Notice, see your tax return instructions.

Schedule 1 (Form 1040) 2023

Part II Adjustments to Income

11	Educator expenses		11	
12	Certain business expenses of reservists, performing artists, and fee-basis government officials. Attach Form 2106		12	
13	Health savings account deduction. Attach Form 8889		13	
14	Moving expenses for members of the Armed Forces. Attach Form 3903		14	
15	Deductible part of self-employment tax. Attach Schedule SE		15	
16	Self-employed SEP, SIMPLE, and qualified plans		16	
17	Self-employed health insurance deduction		17	
18	Penalty on early withdrawal of savings		18	
19a	Alimony paid		19a	
b	Recipient's SSN			
c	Date of original divorce or separation agreement (see instructions): _____			
20	IRA deduction		20	
21	Student loan interest deduction		21	
22	Reserved for future use		22	
23	Archer MSA deduction		23	
24	Other adjustments:			
a	Jury duty pay (see instructions)	24a		
b	Deductible expenses related to income reported on line 8l from the rental of personal property engaged in for profit	24b		
c	Nontaxable amount of the value of Olympic and Paralympic medals and USOC prize money reported on line 8m	24c		
d	Reforestation amortization and expenses	24d		
e	Repayment of supplemental unemployment benefits under the Trade Act of 1974	24e		
f	Contributions to section 501(c)(18)(D) pension plans	24f		
g	Contributions by certain chaplains to section 403(b) plans	24g		
h	Attorney fees and court costs for actions involving certain unlawful discrimination claims (see instructions)	24h		
i	Attorney fees and court costs you paid in connection with an award from the IRS for information you provided that helped the IRS detect tax law violations	24i		
j	Housing deduction from Form 2555	24j		
k	Excess deductions of section 67(e) expenses from Schedule K-1 (Form 1041)	24k		
z	Other adjustments. List type and amount: _____	24z		
25	Total other adjustments. Add lines 24a through 24z		25	
26	Add lines 11 through 23 and 25. These are your adjustments to income . Enter here and on Form 1040, 1040-SR, or 1040-NR, line 10		26	

**SCHEDULE E
(Form 1040)**

Department of the Treasury
Internal Revenue Service

Supplemental Income and Loss
(From rental real estate, royalties, partnerships, S corporations, estates, trusts, REMICs, etc.)

Attach to Form 1040, 1040-SR, 1040-NR, or 1041.
Go to www.irs.gov/ScheduleE for instructions and the latest information.

OMB No. 1545-0074

2023
Attachment
Sequence No. **13**

Name(s) shown on return

JAGADEESWARA RAO KANDI

Your social security number

734-48-8568

Part I Income or Loss From Rental Real Estate and Royalties

Note: If you are in the business of renting personal property, use **Schedule C**. See instructions. If you are an individual, report farm rental income or loss from **Form 4835** on page 2, line 40.

- A** Did you make any payments in 2023 that would require you to file Form(s) 1099? See instructions Yes No
B If "Yes," did you or will you file required Form(s) 1099? Yes No

1a Physical address of each property (street, city, state, ZIP code)

A KANDIPETA VIZIANAGARAM ANDHRA PRADESH IN 535101

B _____
C _____

1b Type of Property (from list below)	2 For each rental real estate property listed above, report the number of fair rental and personal use days. Check the QJV box only if you meet the requirements to file as a qualified joint venture. See instructions.	Fair Rental Days		Personal Use Days	QJV
		A	B	C	
A 2		3		0	<input type="checkbox"/>
B					<input type="checkbox"/>
C					<input type="checkbox"/>

Type of Property:

- 1 Single Family Residence 3 Vacation/Short-Term Rental 5 Land 7 Self-Rental
 2 Multi-Family Residence 4 Commercial 6 Royalties 8 Other (describe) _____

Income:	Properties:		
	A	B	C
3 Rents received	950.		
4 Royalties received			
Expenses:			
5 Advertising			
6 Auto and travel (see instructions)			
7 Cleaning and maintenance	1,148.		
8 Commissions			
9 Insurance			
10 Legal and other professional fees			
11 Management fees	1,156.		
12 Mortgage interest paid to banks, etc. (see instructions)			
13 Other interest			
14 Repairs	3,148.		
15 Supplies	3,254.		
16 Taxes			
17 Utilities	2,366.		
18 Depreciation expense or depletion			
19 Other (list) _____			
20 Total expenses. Add lines 5 through 19	11,072.		
21 Subtract line 20 from line 3 (rents) and/or 4 (royalties). If result is a (loss), see instructions to find out if you must file Form 6198	-10,122.		
22 Deductible rental real estate loss after limitation, if any, on Form 8582 (see instructions)	(10,122.)		
23a Total of all amounts reported on line 3 for all rental properties		950.	
b Total of all amounts reported on line 4 for all royalty properties			
c Total of all amounts reported on line 12 for all properties			
d Total of all amounts reported on line 18 for all properties			
e Total of all amounts reported on line 20 for all properties		11,072.	
24 Income. Add positive amounts shown on line 21. Do not include any losses			
25 Losses. Add royalty losses from line 21 and rental real estate losses from line 22. Enter total losses here			(10,122.)
26 Total rental real estate and royalty income or (loss). Combine lines 24 and 25. Enter the result here. If Parts II, III, and IV, and line 40 on page 2 do not apply to you, also enter this amount on Schedule 1 (Form 1040), line 5. Otherwise, include this amount in the total on line 41 on page 2 .			-10,122.



Form M-8453 Individual Income Tax Declaration for Electronic Filing

2023
Massachusetts
Department of
Revenue

Please print or type. Privacy Act Notice available upon request. For the year January 1–December 31, 2023.

Your first name and initial JAGADEESWARA RAO KANDI	Last name	Your Social Security number 734488568
If a joint return, spouse's first name and initial	Last name	Spouse's Social Security number
Present street address (and apartment number) 6 MCDEWELL AVE APT NO 18		
City/Town/Post Office DANVERS	State MA	Zip 01923
Filing status: <input checked="" type="radio"/> Single <input type="radio"/> Married filing jointly <input type="radio"/> Married filing separately <input type="radio"/> Head of household		

Part 1. Tax Return Information for Electronic Filing

1 Total 5.0% income (from Form 1, line 10, or Form 1-NR/PY, line 12)	1	73267
2 Income tax after credits (from Form 1, line 32, or Form 1-NR/PY, line 36)	2	3343
3 Massachusetts use tax (from Form 1, line 34, or Form 1-NR/PY, line 38)	3	
4 Massachusetts income tax withheld (from Form 1, line 38, or Form 1-NR/PY, line 42)	4	4068
5 Refund amount (from Form 1, line 53, or Form 1-NR/PY, line 57)	5	725
6 Tax due (from Form 1, line 54, or Form 1-NR/PY, line 58)	6	

Part 2. Declaration and Signature of Taxpayer

Under pains and penalties of perjury, I declare that I have reviewed the information on my return with the information I have provided to my Electronic Return Originator and that the amounts above agree with the amounts shown on my 2023 Massachusetts return. To the best of my knowledge and belief this information is true, correct and complete. I consent that my return, including this declaration and accompanying schedules, forms and statements be sent to the Massachusetts Department of Revenue by my Electronic Return Originator. I authorize DOR to inform my Electronic Return Originator and/or the transmitter when my electronic return has been accepted. In the event that it is rejected, I authorize DOR to identify the reasons for rejection so that the return can be corrected and re-transmitted. If I have filed a balance due return, I understand that if DOR does not receive full and timely payment of my tax liability, I will remain liable for the tax liability and all applicable penalties and interest.

Your signature	Date	Spouse's signature	Date
----------------	------	--------------------	------

Part 3. Declaration and Signature of Electronic Return Originator (ERO)


I declare that I have reviewed the above taxpayer's return and that the entries on this M-8453 are complete and correct to the best of my knowledge. (Collectors are not responsible for reviewing the taxpayer's return; however, they must ensure that the M-8453 accurately reflects the data on the return.) I have obtained the taxpayer's signature before submitting this return to the Massachusetts Department of Revenue. I have provided the taxpayer with a copy of all forms and information filed with the Massachusetts Department of Revenue. If I am also the paid preparer, under pains and penalties of perjury I declare that I have examined the above taxpayer's return and accompanying schedules and statements and to the best of my knowledge and belief, they are true, correct and complete. I declare that I have verified the taxpayer's proof of account and it agrees with the name(s) shown on this form. This declaration of paid preparer (other than taxpayer) is based on all information of which the preparer has any knowledge. Original Forms M-8453 should not be sent to DOR, but must instead be retained by the ERO on the ERO's business premises for a period of three years from the date the return to which the M-8453 relates was filed.

ERO's signature and SSN or PTIN	Date	EIN		<input type="radio"/> Fill in if self-employed
	02022024	843171965		
Firm name (or yours, if self-employed) and address	City/Town	State	Zip	<input type="radio"/> Fill in if also paid preparer
GLOBAL TAXES LLC 245 ROONEY CT	E BRUNSWICK	NJ	08816	

Part 4. Declaration and Signature of Paid Preparer (if other than ERO)

Under pains and penalties of perjury, I declare that I have examined this return, including accompanying schedules and statements, and to the best of my knowledge and belief it is true, correct and complete. This declaration of paid preparer (other than taxpayer) is based on all information of which the preparer has any knowledge.

Paid preparer's signature and SSN or PTIN	Date	EIN		<input type="radio"/> Fill in if self-employed
P02082703	02022024	843171965		
Firm name (or yours, if self-employed) and address	City/Town	State	Zip	
SYAM PRIYA RAM SAGAR GUPTA TALLAM 245 ROONEY CT	E BRUNSWICK	NJ	08816	



2023 Form 1

MA23001011555

Massachusetts Resident Income Tax Return

FOR FULL YEAR RESIDENTS ONLY

For the year January 1–December 31, 2023 or other taxable

Year beginning

Ending

JAGADEESWARA RAO

KANDI

734488568

6 MCDEWELL AVE

DANVERS

MA 01923

18

Fill in if: Amended return Other jurisdiction change Enter date of change
Federal amendment Amended return due to IRS BBA Partnership Audit

State Election Campaign Fund:

Fill in if veteran of Operations Enduring Freedom, Iraqi Freedom, Noble Eagle or Sinai Peninsula

Taxpayer deceased

Fill in if under age 18

Fill in if name change

\$1 You \$1 Spouse TOTAL

You Spouse

You Spouse

You Spouse

You Spouse

Fill in if noncustodial parent

Fill in if filing Schedule TDS

Fill in if filing Schedule FCI

Fill in if reporting crypto currency

a. Total federal income 73267

b. Federal adjusted gross income 73267

1. Filing status (select one only):

Single

Married filing jointly

Married filing separate return NRA

Head of household

You are a custodial parent who has released claim to exemption for child(ren)

2. Exemptions

a. Personal exemptions

2a

4400

b. Number of dependents. (Do not include yourself or your spouse.) Enter number

× \$1,000 = 2b

c. Age 65 or over before 2024 You + Spouse =

× \$700 = 2c

d. Blindness You + Spouse =

× \$2,200 = 2d

e. Medical/dental

2e

f. Adoption

2f

g. Total exemptions. Add items 2a through 2f. Enter here and on line 18

2g

4400

SIGN HERE. Under penalties of perjury, I declare that to the best of my knowledge and belief this return and enclosures are true, correct and complete.

Your signature


Date

Spouse's signature

Date

361-228-6879

PRIVACY ACT NOTICE AVAILABLE UPON REQUEST



2023 Form 1, pg. 2


MA23001021555

Massachusetts Resident Income Tax Return

734488568

3.	Wages, salaries, tips	3	83389
4.	Taxable pensions and annuities	4	
5.	Mass. bank interest: a.	= 5	
	- b. exemption		
6a.	Business/profession income/loss	6a	
6b.	Farming income/loss	6b	
7.	Rental, royalty and REMIC, partnership, S corp., trust income/loss	7	-10122
8a.	Unemployment	8a	
8b.	Mass. lottery winnings	8b	
9.	Other income from Schedule X, line 7	9	
10.	TOTAL 5.0% INCOME	10	73267
11a.	Amount paid to Soc. Sec. Medicare, R.R., U.S. or Mass. Retirement	11a	2000
11b.	Amount your spouse paid to Soc. Sec., Medicare, R.R., U.S. or Mass. Retirement	11b	
12.	Reserved for future use	12	
13.	Reserved for future use	13	
14.	Rental deduction. a.	÷ 2 = 14	
15.	Other deductions from Schedule Y, line 19	15	
16.	Total deductions. Add lines 11 through 15	16	2000
17.	5.0% INCOME AFTER DEDUCTIONS. Subtract line 16 from line 10. Not less than "0"	17	71267
18.	Exemption amount	18	4400
19.	5.0% INCOME AFTER EXEMPTIONS. Subtract line 18 from line 17. Not less than "0"	19	66867
20.	INTEREST AND DIVIDEND INCOME	20	
21.	TOTAL TAXABLE 5.0% INCOME. Add lines 19 and 20	21	66867
22.	TAX ON 5.0% INCOME. Note: If choosing the optional 5.85% tax rate, fill in and multiply line 21 and the amount in Schedule D, line 21 by .0585	22	3343
23.	INCOME FROM SCHEDULE B. Not less than "0"		
	a. × .085 = 23a		
	b. × .12 = 23b		
	TOTAL TAX ON INCOME FROM SCHEDULE B. Add lines 23a and 23b	23	


BE SURE TO INCLUDE THIS PAGE WITH FORM 1, PAGE 1



2023 Form 1, pg. 3

MA23001031555
Massachusetts Resident Income Tax Return
734488568

Table with 4 columns: Line number, Description, Internal Reference, and Total Value. Includes sections for Tax on Long-Term Capital Gains, Total Income Tax, Voluntary Contributions, and Income Tax After Credits Plus Contributions and Use Tax.



2023 Form 1, pg. 4

MA23001041555

Massachusetts Resident Income Tax Return

734488568

39.	2022 overpayment applied to your 2023 estimated tax	39	
40.	2023 Massachusetts estimated tax payments	40	
41.	Payments made with extension	41	
42.	Amended return only. Payments made with original return. Not less than "0"	42	
43.	Earned Income Credit. a. Number of qualifying children b. Amount from U.S. return x .40 =	43	
	Note: You cannot claim the Earned Income Credit if your filing status is married filing separately unless you qualify for an exception (see instructions). Fill in if you qualify for this exception		
44.	Senior Circuit Breaker Credit	44	
45.	Reserved for future use	45	
46.	Child and Family Tax Credit		
	a. x \$310 =	46	
47.	Other Refundable Credits	47	
48.	Total Refundable Credits. Add lines 43 through 47	48	
49.	Excess Paid Family Leave Withholding	49	
50.	TOTAL. Add lines 38 through 42 and lines 48 and 49	50	4068
51.	Overpayment. Subtract line 37 from line 50	51	725
52.	Amount of overpayment you want applied to your 2024 estimated tax	52	
53.	Refund. Subtract line 52 from line 51. Mail to: Massachusetts DOR, PO Box 7000, Boston, MA 02204	53	725

Direct deposit of refund. Type of account checking
 savings
 RTN # 111000025 account # 586037228201

54. **Tax due.** **Pay online at www.mass.gov/dor/payonline.** Mail to: Mass. DOR, PO Box 7003, Boston, MA 02204 54

Interest	Penalty	M-2210 amt.	
			EX enclose Form M-2210

May the Department of Revenue discuss this return with the preparer shown here?


I do not want preparer to file my return electronically

Print paid preparer's name
 SYAM PRIYA RAM SAGAR GUPTA TALLAM
 Paid preparer's signature

(this may delay your refund)	Paid preparer's
Date Check if self-employed	SSN/PTIN
02022024	P02082703
Paid preparer's phone	Paid preparer's EIN
678-965-9522	84-3171965

SYAM PRIYA RAM SAGAR GUPTA TALLAM

BE SURE TO INCLUDE THIS PAGE WITH FORM 1, PAGE 1



2023 Schedule INC

MA23INC011555


JAGADEESWARA RAO KANDI

734488568

Form W-2 and 1099 Information

A. FEDERAL ID NUMBER	B. STATE TAX WITHHELD	C. STATE WAGES/INCOME	D. TAXPAYER SS WITHHELD	E. SPOUSE SS WITHHELD	F. SOURCE OF WITHHOLDING
455639284	4068	83389	6379		W2

TOTALS	4068	83389	6379		
--------	------	-------	------	--	--



2023 Schedule HC

MA23029011555

Schedule HC, Health Care Information, must be completed by all full-year residents and certain part-year residents (see instructions).

Note: Schedule HC must be enclosed with your Form 1 or Form 1-NR/PY. Failure to do so will delay the processing of your return.

JAGADEESWARA RAO KANDI

734488568

1a. Date of birth 04051991 1b. Spouse's date of birth 1c. Family size 1

2. Federal adjusted gross income 2 73267

3. Indicate the time period that you were enrolled in a Minimum Creditable Coverage (MCC) health insurance plan(s). The Form MA 1099-HC from your insurer will indicate whether your insurance met MCC requirements. Note: MassHealth, Medicare, and health coverage for U.S. Military, including Veterans Administration and Tri-Care, meet the MCC requirements. If you did not receive a Form MA 1099-HC from your insurer, or you had insurance that did not meet MCC requirements, see the special section on MCC requirements in the instructions.

See instructions if, during 2023, you turned 18, you were a part-year resident or a taxpayer was deceased.	3a You: <input checked="" type="checkbox"/> Full-year MCC	Part-year MCC	No MCC/None
If you filled in the full-year or part-year MCC oval, go to line 4. If you filled in No MCC/None, go to line 6.	3a Spouse: Full-year MCC	Part-year MCC	No MCC/None

4. Indicate the health insurance plan(s) that met the Minimum Creditable Coverage (MCC) requirements in which you were enrolled in 2023, as shown on Form MA 1099-HC (check all that apply). If you did not receive this form, fill in line(s) 4f and/or 4g and see instructions. Fill in if you were enrolled in private insurance and MassHealth or Commonwealth Care and enter your private insurance information in line(s) 4f and/or 4g and go to line 5.


4a. Private insurance, including ConnectorCare (completes line(s) 4f and/or 4g below)	You	Spouse
4b. MassHealth. Fill in and go to line 5	<input checked="" type="checkbox"/> You	Spouse
4c. Medicare (including a replacement or supplemental plan). Fill in and go to line 5	You	Spouse
4d. U.S. Military (including Veterans Administration and Tri-Care). Fill in and go to line 5	You	Spouse
4e. Other program (enter the program name(s) only in lines 4f and/or 4g below). Note: Health Safety Net is not considered insurance or minimum creditable coverage.	You	Spouse

4f. Your Health Insurance. Complete if you answered line(s) 4a or 4e and go to line 5.

4g. Spouse Health Insurance. Complete if you answered line(s) 4a or 4e and go to line 5.

5. If you had health insurance that met MCC requirements for the full-year, including private insurance, MassHealth, Commonwealth Care or ConnectorCare, you are not subject to a penalty. Skip the remainder of this schedule and continue completing your tax return. Other wise, go to line 6.

If you had Medicare (including a replacement or supplemental plan), U.S. Military (including Veterans Administration and Tri-Care), or other government insurance at any point during 2023, you are not subject to a penalty. Skip the remainder of this schedule and continue completing your tax return. Otherwise, go to line 6.



2023 Schedule HC, pg. 2

734488568 MA23029021555

You might be eligible for low- or no-cost health insurance coverage.

If you (and/or your spouse, if married filing jointly) do not have health insurance coverage, you might be eligible for health insurance coverage programs made available by the Commonwealth of Massachusetts. By filling in the oval below, you authorize DOR to share information from your tax return and attached schedules with the Health Connector. If you are married filing jointly, both spouses must check the box for the Health Connector to receive all of your information. The Health Connector will assess your eligibility for those coverage options, including low- or no-cost coverage, and contact you with information. See instructions.

You: I authorize DOR to share this tax return including attached schedules with the Massachusetts Health Connector for the purpose of assessing my eligibility for insurance affordability programs and contacting me with information about the same.

Spouse: I authorize DOR to share this tax return including attached schedules with the Massachusetts Health Connector for the purpose of assessing my eligibility for insurance affordability programs and contacting me with information about the same.

Your Health Insurance

6. Was your income in 2023 at or below 150% of the federal poverty level? 6 Yes No

If you answer Yes, you are not subject to a penalty in 2023. Skip the remainder of this schedule and complete your tax return. If you answer No and you were enrolled in a health insurance plan that met the MCC requirements for part, but not all, of 2023, go to line 7. If you answer No and you had no insurance or you were enrolled in a plan that did not meet the MCC requirements during the period that the mandate applied, go to line 8a.

7. Complete this section **only** if you, and/or your spouse if married filing jointly, were enrolled in a health insurance plan(s) that met the Minimum Creditable Coverage (MCC) requirements for part, but not all of 2023. Fill in below the months that met the MCC requirements, as shown on Form MA 1099-HC. If you did not receive this form, fill in the months you were covered by a plan that met the MCC requirements at least **15 days or more**. If, during 2023, you **turned 18**, you were a **part-year resident** or a taxpayer was **deceased**, fill in the oval(s) below for the month(s) that met the MCC requirements during the period that the mandate applied. See instructions.

You may only fill in the month(s) you had health insurance that met MCC requirements. If you had health insurance, but it did not meet MCC requirements, you must skip this section and go to line 8a.

Months Covered By Health Insurance

You:	Jan.	Feb.	March	April	May	June	July	Aug.	Sept.	Oct.	Nov.	Dec.
Spouse:	Jan.	Feb.	March	April	May	June	July	Aug.	Sept.	Oct.	Nov.	Dec.

If you had four or more consecutive months either with no insurance or insurance that did not meet the MCC requirements (four or more blank months in a row), go to line 8a. Otherwise, a penalty does not apply to you in 2023. Skip the remainder of this schedule and complete your tax return.

Religious Exemption and Certificate of Exemption

8a. **Religious exemption:** Are you claiming an exemption from the requirement to purchase health insurance based on your sincerely held religious beliefs that cause you to object to substantially all forms of treatment covered by health insurance? 8a You Yes No
Spouse Yes No


If you answer Yes, go to line 8b. If you answer No, go to line 9.

8b. If you are claiming a religious exemption in line 8a, did you receive medical health care during the 2023 tax year? 8b You Yes No
Spouse Yes No

If you answer No to line 8b, skip the remainder of this schedule and continue completing your tax return. If you answer Yes to line 8b, go to line 9.

9. **Certificate of exemption:** Have you obtained a Certificate of Exemption issued by the Massachusetts Health Connector for the 2023 tax year? 9 You Yes No
Spouse Yes No

If you answer Yes, enter the certificate number, skip the remainder of this schedule and continue completing your tax return. If you answer No to line 9, go to line 10.



2023 Schedule HC, pg. 3

MA23029031555

JAGADEESWARA RAO KANDI

734488568

Affordability as Determined By State Guidelines

Note: This section will require the use of worksheets and tables found in the instructions. You must complete the worksheet(s) to determine if health insurance was affordable to you during the 2023 tax year.

- | | | | | |
|---|-----------|--------|-----|----|
| 10. Did your employer offer affordable health insurance that met minimum creditable coverage requirements as determined by completing the Schedule HC Worksheet for Line 10 in the instructions? | 10 | You | Yes | No |
| | | Spouse | Yes | No |

Fill in No if your employer did not offer health insurance that met minimum creditable coverage requirements, you were not eligible for health insurance offered by your employer, you were self-employed or you were unemployed.

- | | | | | |
|--|-----------|--------|-----|----|
| 11. Were you eligible for government-subsidized health insurance as determined by completing the Schedule HC Worksheet for Line 11 in the instructions? | 11 | You | Yes | No |
| | | Spouse | Yes | No |

If you answer No, go to line 12. If you answer Yes, go to the Health Care Penalty Worksheet in the instructions to calculate your penalty amount.

- | | | | | |
|---|-----------|--------|-----|----|
| 12. Were you able to purchase affordable private health insurance that met minimum creditable coverage requirements as determined by completing the Schedule HC Worksheet for Line 12 in the instructions? | 12 | You | Yes | No |
| | | Spouse | Yes | No |

If you answer No, you are not subject to a penalty. Continue completing your tax return. If you answer Yes, go to the Health Care Penalty Worksheet in the instructions to calculate your penalty amount.

Complete Only If You Are Filing An Appeal

You must complete the Health Care Penalty Worksheet to determine your penalty amount before completing this section.


You may have grounds to appeal if you were unable to obtain affordable insurance that meets the minimum creditable coverage requirements in 2023 due to a hardship or other circumstances. The grounds for appeal are explained in more detail in the instructions. If you believe you have grounds for appealing the penalty, fill in the field(s) below. The appeal will be heard by the Massachusetts Health Connector. By filling in the field below, you (or your spouse if married filing jointly) are authorizing DOR to share information from your tax return, including this schedule, with the Massachusetts Health Connector for purposes of deciding your appeal.

You will receive a follow-up letter asking you to state your grounds for appeal in writing, and submit supporting documentation. Failure to respond to that letter within the time specified in the letter will lead to dismissal of your appeal and will result in a future assessment of a penalty. Once your documentation is received, it will be reviewed by the Massachusetts Health Connector and you may be required to attend a hearing on your case. You will be required to file your claims under the pains and penalties of perjury.

Note: If you are filing an appeal, make sure you have calculated the penalty amount that you are appealing, but do not assess yourself or enter a penalty amount on your Form 1 or Form 1-NR/PY. Also, do not include any hardship documentation with your original return. You will be required to submit substantiating hardship documentation at a later date during the appeal process.

You: I wish to appeal the penalty. I authorize DOR to share this tax return including this schedule with the Massachusetts Health Connector for purposes of deciding this appeal.

Spouse: I wish to appeal the penalty. I authorize DOR to share this tax return including this schedule with the Massachusetts Health Connector for purposes of deciding this appeal.



2023 Schedule E

MA23013041555

JAGADEESWARA RAO KANDI

734488568


Income or Loss from Real Estate and Royalties

Income

1. Rents received	1	950
2. Royalties received	2	

Expenses

3. Advertising	3	
4. Auto and travel	4	
5. Cleaning and maintenance	5	1148
6. Commissions	6	
7. Insurance	7	
8. Legal and other professional fees	8	
9. Management fees	9	1156
10. Mortgage interest paid to banks, etc.	10	
11. Other interest	11	
12. Repairs	12	3148
13. Supplies	13	3254
14. Taxes	14	
15. Utilities	15	2366
16. Other expenses	16	
17. Add lines 3 through 16	17	11072
18. Depreciation expense or depletion	18	
19. Total expenses. Add lines 17 and 18	19	11072
20. Income or loss from rental real estate or royalty properties	20	-10122
21. Deductible rental real estate loss	21	-10122
22. Income. Enter positive amounts shown on line 20	22	
23. Losses. Add royalty losses from line 20 and real estate losses from line 21	23	-10122
24. Rental real estate and royalty income or loss	24	-10122



2023 Schedule E, pg. 2

MA23013051555

734488568

Income or Loss from Partnerships and S Corporations


25. Passive loss allowed	25
26. Passive income	26
27. Non-passive loss	27
28. Section 179 expense deduction	28
29. Non-passive income	29
30. Combine lines 26 and 29	30
31. Combine lines 25, 27 and 28	31
32. Partnership and S corporation income or loss. Combine lines 30 and 31	32
33. Interest (other than MA banks) and dividends if included in line 32	33
34. Interest from Massachusetts banks if included in line 32	34
35. Total income or loss from partnerships and S corporations	35
36. Check if you are reporting any loss not allowed in a prior year due to the at-risk, or basis limitations; a prior year disallowed loss from a passive activity (was not reported on U.S. Form 8582) or un-reimbursed partnership expenses	

Income or Loss from Estates and Trusts

37. Passive deduction or loss allowed	37
38. Passive income	38
39. Non-passive deduction or loss	39
40. Non-passive other income	40
41. Add lines 38 and 40	41
42. Add lines 37 and 39	42
43. Estate and trust income or loss. Combine lines 41 and 42	43
44. Estate or non-grantor-type trust income	44
45. Grantor-type trust and non-Massachusetts estate and trust income	45
46. Interest and dividends if included in line 45	46
47. Adjustments to 5.0% income	47
48. Subtotal. Combine lines 46 and 47	48
49. Income or loss from grantor type and non-Mass estates and trusts	49

Income or Loss from REMICs

50. Excess inclusion	50
51. Taxable income or loss	51
52. Income	52
53. Combine lines 51 and 52	53



2023 Schedule E, pg. 3

MA23013061555

734488568

Farm Income

54. Net farm rental income or loss

54

Summary

55. Income or loss. Combine lines 24, 35, 49, 53 and 54

55

-10122

56. Massachusetts differences Enclose statements

56


57. Abandoned building renovation deduction

57

58. Total income or loss. Combine lines 55 through 57

58

-10122



2023 Schedule E-1

MA23013011555

JAGADEESWARA RAO KANDI 734488568
 KANDIPETA, GARIVIDI
 KANDIPETA VIZIANAGARAM
 Check one: Real estate Royalty Rental property used for short-term rentals

Income or Loss from Real Estate and Royalties

Income

1. Rents received	1	950
2. Royalties received	2	

Expenses

3. Advertising	3	
4. Auto and travel	4	
5. Cleaning and maintenance	5	1148
6. Commissions	6	
7. Insurance	7	
8. Legal and other professional fees	8	
9. Management fees	9	1156
10. Mortgage interest paid to banks, etc	10	
11. Other interest	11	
12. Repairs	12	3148
13. Supplies	13	3254
14. Taxes	14	
15. Utilities	15	2366
16. Other expenses	16	
17. Add lines 3 through 16	17	11072
18. Depreciation expense or depletion	18	
19. Total expenses. Add lines 17 and 18	19	11072
20. Income or loss from rental real estate or royalty properties	20	-10122
21. Deductible rental real estate loss	21	-10122
22. Income. Enter positive amounts shown on line 20	22	
23. Losses. Enter royalty losses from line 20 or rental real estate loss from line 21	23	-10122
24. Rental real estate and royalty income or loss	24	-10122
25. Check if this rental property was used by you or your family for more than 14 days or more than 10 percent of the total number of days that the property was rented at fair market value		