

For the year Jan. 1–Dec. 31, 2023, or other tax year beginning _____, 2023, ending _____, 20 _____ See separate instructions.

Your first name and middle initial SAI KRISHNA	Last name DODDI	Your social security number 033 25 1120
If joint return, spouse's first name and middle initial	Last name	Spouse's social security number

Home address (number and street). If you have a P.O. box, see instructions. **14429 STAIRBRIDGE PL** Apt. no. _____

City, town, or post office. If you have a foreign address, also complete spaces below. **CARMEL** State **IN** ZIP code **46074**

Foreign country name _____ Foreign province/state/county _____ Foreign postal code _____

Presidential Election Campaign
 Check here if you, or your spouse if filing jointly, want \$3 to go to this fund. Checking a box below will not change your tax or refund.
 You Spouse

Filing Status Single Head of household (HOH)
 Married filing jointly (even if only one had income)
 Married filing separately (MFS) Qualifying surviving spouse (QSS)
 Check only one box.
 If you checked the MFS box, enter the name of your spouse. If you checked the HOH or QSS box, enter the child's name if the qualifying person is a child but not your dependent: _____

Digital Assets At any time during 2023, did you: (a) receive (as a reward, award, or payment for property or services); or (b) sell, exchange, or otherwise dispose of a digital asset (or a financial interest in a digital asset)? (See instructions.) Yes No

Standard Deduction **Someone can claim:** You as a dependent Your spouse as a dependent
 Spouse itemizes on a separate return or you were a dual-status alien

Age/Blindness You: Were born before January 2, 1959 Are blind **Spouse:** Was born before January 2, 1959 Is blind

Dependents (see instructions): If more than four dependents, see instructions and check here <input type="checkbox"/>	(1) First name	Last name	(2) Social security number	(3) Relationship to you	(4) Check the box if qualifies for (see instructions): Child tax credit	Credit for other dependents
						<input type="checkbox"/>
					<input type="checkbox"/>	<input type="checkbox"/>
					<input type="checkbox"/>	<input type="checkbox"/>
					<input type="checkbox"/>	<input type="checkbox"/>

Income	1a Total amount from Form(s) W-2, box 1 (see instructions)	1a 99,262.
	b Household employee wages not reported on Form(s) W-2	1b
	c Tip income not reported on line 1a (see instructions)	1c
	d Medicaid waiver payments not reported on Form(s) W-2 (see instructions)	1d
	e Taxable dependent care benefits from Form 2441, line 26	1e
	f Employer-provided adoption benefits from Form 8839, line 29	1f
	g Wages from Form 8919, line 6	1g
	h Other earned income (see instructions)	1h 0.
	i Nontaxable combat pay election (see instructions) 1i	
	z Add lines 1a through 1h	1z 99,262.

Attach Sch. B if required.	2a Tax-exempt interest	2a	b Taxable interest	2b
	3a Qualified dividends	3a 1.	b Ordinary dividends	3b 1.
Standard Deduction for— <ul style="list-style-type: none"> • Single or Married filing separately, \$13,850 • Married filing jointly or Qualifying surviving spouse, \$27,700 • Head of household, \$20,800 • If you checked any box under <i>Standard Deduction</i>, see instructions. 	4a IRA distributions	4a	b Taxable amount	4b
	5a Pensions and annuities	5a	b Taxable amount	5b
	6a Social security benefits	6a	b Taxable amount	6b
	c If you elect to use the lump-sum election method, check here (see instructions) <input type="checkbox"/>			
	7 Capital gain or (loss). Attach Schedule D if required. If not required, check here <input type="checkbox"/>		7	-4.
	8 Additional income from Schedule 1, line 10		8	-14,952.
	9 Add lines 1z, 2b, 3b, 4b, 5b, 6b, 7, and 8. This is your total income		9	84,307.
	10 Adjustments to income from Schedule 1, line 26		10	
	11 Subtract line 10 from line 9. This is your adjusted gross income		11	84,307.
	12 Standard deduction or itemized deductions (from Schedule A)		12	13,850.
	13 Qualified business income deduction from Form 8995 or Form 8995-A		13	
	14 Add lines 12 and 13		14	13,850.
	15 Subtract line 14 from line 11. If zero or less, enter -0-. This is your taxable income		15	70,457.

Tax and Credits table with rows 16-24. Includes Tax (see instructions), Amount from Schedule 2, line 3, Add lines 16 and 17, Child tax credit, Amount from Schedule 3, line 8, Add lines 19 and 20, Subtract line 21 from line 18, Other taxes, and Add lines 22 and 23. Total tax is 10,812.

Payments table with rows 25-33. Includes Federal income tax withheld from Form(s) W-2 (14,098), Form(s) 1099, Other forms, Add lines 25a through 25c, 2023 estimated tax payments, Earned income credit (EIC), Additional child tax credit, American opportunity credit, Reserved for future use, Amount from Schedule 3, line 15, Add lines 27, 28, 29, and 31, and Add lines 25d, 26, and 32. Total payments are 14,098.

Refund table with rows 34-36. Includes If line 33 is more than line 24, subtract line 24 from line 33 (3,286), Amount of line 34 you want refunded to you (3,286), Routing number (011900254), Account number (385025535589), and Amount of line 34 you want applied to your 2024 estimated tax (36).

Amount You Owe table with rows 37-38. Includes Subtract line 33 from line 24 (amount you owe) and Estimated tax penalty (see instructions).

Third Party Designee section. Do you want to allow another person to discuss this return with the IRS? See instructions. [] Yes. Complete below. [X] No. Designee's name, Phone no., and Personal identification number (PIN) fields.

Sign Here section. Under penalties of perjury, I declare that I have examined this return and accompanying schedules and statements, and to the best of my knowledge and belief, they are true, correct, and complete. Declaration of preparer (other than taxpayer) is based on all information of which preparer has any knowledge. Includes fields for Your signature, Date, Your occupation (VALIDATION ENGINEER), Spouse's signature, Date, Spouse's occupation, and Phone no. (612) 483-1676, Email address SAIKRISHNADODDI91@GMAIL.COM.

Paid Preparer Use Only section. Preparer's name SYAM PRIYA RAM SAGAR GUPTA TALLAM, Preparer's signature SYAM PRIYA RAM SAGAR GUPTA TALLAM, Date 02/29/2024, PTIN P02082703, Check if: [] Self-employed, Firm's name GLOBAL TAXES LLC, Phone no. (678) 965-9522, Firm's address 245 ROONEY CT E BRUNSWICK NJ 08816, Firm's EIN 84-3171965.

**SCHEDULE 1
(Form 1040)**

Department of the Treasury
Internal Revenue Service

Additional Income and Adjustments to Income

Attach to Form 1040, 1040-SR, or 1040-NR.

Go to www.irs.gov/Form1040 for instructions and the latest information.

OMB No. 1545-0074

2023
Attachment
Sequence No. **01**

Name(s) shown on Form 1040, 1040-SR, or 1040-NR

SAI KRISHNA DODDI

Your social security number

033-25-1120

Part I Additional Income

1	Taxable refunds, credits, or offsets of state and local income taxes		1	
2a	Alimony received		2a	
b	Date of original divorce or separation agreement (see instructions): _____			
3	Business income or (loss). Attach Schedule C		3	
4	Other gains or (losses). Attach Form 4797		4	
5	Rental real estate, royalties, partnerships, S corporations, trusts, etc. Attach Schedule E		5	-14,952.
6	Farm income or (loss). Attach Schedule F		6	
7	Unemployment compensation		7	
8	Other income:			
a	Net operating loss	8a ()		
b	Gambling	8b		
c	Cancellation of debt	8c		
d	Foreign earned income exclusion from Form 2555	8d ()		
e	Income from Form 8853	8e		
f	Income from Form 8889	8f		
g	Alaska Permanent Fund dividends	8g		
h	Jury duty pay	8h		
i	Prizes and awards	8i		
j	Activity not engaged in for profit income	8j		
k	Stock options	8k		
l	Income from the rental of personal property if you engaged in the rental for profit but were not in the business of renting such property	8l		
m	Olympic and Paralympic medals and USOC prize money (see instructions)	8m		
n	Section 951(a) inclusion (see instructions)	8n		
o	Section 951A(a) inclusion (see instructions)	8o		
p	Section 461(l) excess business loss adjustment	8p		
q	Taxable distributions from an ABLÉ account (see instructions)	8q		
r	Scholarship and fellowship grants not reported on Form W-2	8r		
s	Nontaxable amount of Medicaid waiver payments included on Form 1040, line 1a or 1d	8s ()		
t	Pension or annuity from a nonqualified deferred compensation plan or a nongovernmental section 457 plan	8t		
u	Wages earned while incarcerated	8u		
z	Other income. List type and amount: _____	8z		
9	Total other income. Add lines 8a through 8z		9	
10	Combine lines 1 through 7 and 9. This is your additional income . Enter here and on Form 1040, 1040-SR, or 1040-NR, line 8		10	-14,952.

For Paperwork Reduction Act Notice, see your tax return instructions.

Schedule 1 (Form 1040) 2023

Part II Adjustments to Income

11	Educator expenses		11
12	Certain business expenses of reservists, performing artists, and fee-basis government officials. Attach Form 2106		12
13	Health savings account deduction. Attach Form 8889		13
14	Moving expenses for members of the Armed Forces. Attach Form 3903		14
15	Deductible part of self-employment tax. Attach Schedule SE		15
16	Self-employed SEP, SIMPLE, and qualified plans		16
17	Self-employed health insurance deduction		17
18	Penalty on early withdrawal of savings		18
19a	Alimony paid		19a
b	Recipient's SSN		
c	Date of original divorce or separation agreement (see instructions): _____		
20	IRA deduction		20
21	Student loan interest deduction		21
22	Reserved for future use		22
23	Archer MSA deduction		23
24	Other adjustments:		
a	Jury duty pay (see instructions)	24a	
b	Deductible expenses related to income reported on line 8l from the rental of personal property engaged in for profit	24b	
c	Nontaxable amount of the value of Olympic and Paralympic medals and USOC prize money reported on line 8m	24c	
d	Reforestation amortization and expenses	24d	
e	Repayment of supplemental unemployment benefits under the Trade Act of 1974	24e	
f	Contributions to section 501(c)(18)(D) pension plans	24f	
g	Contributions by certain chaplains to section 403(b) plans	24g	
h	Attorney fees and court costs for actions involving certain unlawful discrimination claims (see instructions)	24h	
i	Attorney fees and court costs you paid in connection with an award from the IRS for information you provided that helped the IRS detect tax law violations	24i	
j	Housing deduction from Form 2555	24j	
k	Excess deductions of section 67(e) expenses from Schedule K-1 (Form 1041)	24k	
z	Other adjustments. List type and amount: _____	24z	
25	Total other adjustments. Add lines 24a through 24z		25
26	Add lines 11 through 23 and 25. These are your adjustments to income . Enter here and on Form 1040, 1040-SR, or 1040-NR, line 10		26

**SCHEDULE D
(Form 1040)**

Capital Gains and Losses

OMB No. 1545-0074

2023

Department of the Treasury
Internal Revenue Service

Attach to Form 1040, 1040-SR, or 1040-NR.
Use Form 8949 to list your transactions for lines 1b, 2, 3, 8b, 9, and 10.
Go to www.irs.gov/ScheduleD for instructions and the latest information.

Attachment
Sequence No. **12**

Name(s) shown on return

SAI KRISHNA DODDI

Your social security number

033-25-1120

Did you dispose of any investment(s) in a qualified opportunity fund during the tax year? Yes No

If "Yes," attach Form 8949 and see its instructions for additional requirements for reporting your gain or loss.

Part I Short-Term Capital Gains and Losses—Generally Assets Held One Year or Less (see instructions)

See instructions for how to figure the amounts to enter on the lines below.

This form may be easier to complete if you round off cents to whole dollars.

	(d) Proceeds (sales price)	(e) Cost (or other basis)	(g) Adjustments to gain or loss from Form(s) 8949, Part I, line 2, column (g)	(h) Gain or (loss) Subtract column (e) from column (d) and combine the result with column (g)
1a Totals for all short-term transactions reported on Form 1099-B for which basis was reported to the IRS and for which you have no adjustments (see instructions). However, if you choose to report all these transactions on Form 8949, leave this line blank and go to line 1b .				
1b Totals for all transactions reported on Form(s) 8949 with Box A checked	0.	0.		0.
2 Totals for all transactions reported on Form(s) 8949 with Box B checked				
3 Totals for all transactions reported on Form(s) 8949 with Box C checked				
4 Short-term gain from Form 6252 and short-term gain or (loss) from Forms 4684, 6781, and 8824				4
5 Net short-term gain or (loss) from partnerships, S corporations, estates, and trusts from Schedule(s) K-1				5
6 Short-term capital loss carryover. Enter the amount, if any, from line 8 of your Capital Loss Carryover Worksheet in the instructions				6 ()
7 Net short-term capital gain or (loss) . Combine lines 1a through 6 in column (h). If you have any long-term capital gains or losses, go to Part II below. Otherwise, go to Part III on the back				7 0.

Part II Long-Term Capital Gains and Losses—Generally Assets Held More Than One Year (see instructions)

See instructions for how to figure the amounts to enter on the lines below.

This form may be easier to complete if you round off cents to whole dollars.

	(d) Proceeds (sales price)	(e) Cost (or other basis)	(g) Adjustments to gain or loss from Form(s) 8949, Part II, line 2, column (g)	(h) Gain or (loss) Subtract column (e) from column (d) and combine the result with column (g)
8a Totals for all long-term transactions reported on Form 1099-B for which basis was reported to the IRS and for which you have no adjustments (see instructions). However, if you choose to report all these transactions on Form 8949, leave this line blank and go to line 8b .				
8b Totals for all transactions reported on Form(s) 8949 with Box D checked	5.	9.		-4.
9 Totals for all transactions reported on Form(s) 8949 with Box E checked				
10 Totals for all transactions reported on Form(s) 8949 with Box F checked				
11 Gain from Form 4797, Part I; long-term gain from Forms 2439 and 6252; and long-term gain or (loss) from Forms 4684, 6781, and 8824				11
12 Net long-term gain or (loss) from partnerships, S corporations, estates, and trusts from Schedule(s) K-1				12
13 Capital gain distributions. See the instructions				13
14 Long-term capital loss carryover. Enter the amount, if any, from line 13 of your Capital Loss Carryover Worksheet in the instructions				14 ()
15 Net long-term capital gain or (loss) . Combine lines 8a through 14 in column (h). Then, go to Part III on the back				15 -4.

For Paperwork Reduction Act Notice, see your tax return instructions.

Schedule D (Form 1040) 2023

Part III Summary

16	Combine lines 7 and 15 and enter the result	16	-4.
	<ul style="list-style-type: none"> • If line 16 is a gain, enter the amount from line 16 on Form 1040, 1040-SR, or 1040-NR, line 7. Then, go to line 17 below. • If line 16 is a loss, skip lines 17 through 20 below. Then, go to line 21. Also be sure to complete line 22. • If line 16 is zero, skip lines 17 through 21 below and enter -0- on Form 1040, 1040-SR, or 1040-NR, line 7. Then, go to line 22. 		
17	Are lines 15 and 16 both gains? <input type="checkbox"/> Yes. Go to line 18. <input type="checkbox"/> No. Skip lines 18 through 21, and go to line 22.		
18	If you are required to complete the 28% Rate Gain Worksheet (see instructions), enter the amount, if any, from line 7 of that worksheet	18	
19	If you are required to complete the Unrecaptured Section 1250 Gain Worksheet (see instructions), enter the amount, if any, from line 18 of that worksheet	19	
20	Are lines 18 and 19 both zero or blank and you are not filing Form 4952? <input type="checkbox"/> Yes. Complete the Qualified Dividends and Capital Gain Tax Worksheet in the instructions for Form 1040, line 16. Don't complete lines 21 and 22 below. <input type="checkbox"/> No. Complete the Schedule D Tax Worksheet in the instructions. Don't complete lines 21 and 22 below.		
21	If line 16 is a loss, enter here and on Form 1040, 1040-SR, or 1040-NR, line 7, the smaller of: <ul style="list-style-type: none"> • The loss on line 16; or • (\$3,000), or if married filing separately, (\$1,500) } <p>Note: When figuring which amount is smaller, treat both amounts as positive numbers.</p>	21	(4.)
22	Do you have qualified dividends on Form 1040, 1040-SR, or 1040-NR, line 3a? <input checked="" type="checkbox"/> Yes. Complete the Qualified Dividends and Capital Gain Tax Worksheet in the instructions for Form 1040, line 16. <input type="checkbox"/> No. Complete the rest of Form 1040, 1040-SR, or 1040-NR.		

Sales and Other Dispositions of Capital Assets

Department of the Treasury
Internal Revenue Service

File with your Schedule D to list your transactions for lines 1b, 2, 3, 8b, 9, and 10 of Schedule D.

Go to www.irs.gov/Form8949 for instructions and the latest information.

Name(s) shown on return

Social security number or taxpayer identification number

SAI KRISHNA DODDI

033-25-1120

Before you check Box A, B, or C below, see whether you received any Form(s) 1099-B or substitute statement(s) from your broker. A substitute statement will have the same information as Form 1099-B. Either will show whether your basis (usually your cost) was reported to the IRS by your broker and may even tell you which box to check.

Part I Short-Term. Transactions involving capital assets you held 1 year or less are generally short-term (see instructions). For long-term transactions, see page 2.

Note: You may aggregate all short-term transactions reported on Form(s) 1099-B showing basis was reported to the IRS and for which no adjustments or codes are required. Enter the totals directly on Schedule D, line 1a; you aren't required to report these transactions on Form 8949 (see instructions).

You must check Box A, B, or C below. Check only one box. If more than one box applies for your short-term transactions, complete a separate Form 8949, page 1, for each applicable box. If you have more short-term transactions than will fit on this page for one or more of the boxes, complete as many forms with the same box checked as you need.

- (A)** Short-term transactions reported on Form(s) 1099-B showing basis was reported to the IRS (see **Note** above)
- (B)** Short-term transactions reported on Form(s) 1099-B showing basis **wasn't** reported to the IRS
- (C)** Short-term transactions not reported to you on Form 1099-B

1	(a) Description of property (Example: 100 sh. XYZ Co.)	(b) Date acquired (Mo., day, yr.)	(c) Date sold or disposed of (Mo., day, yr.)	(d) Proceeds (sales price) (see instructions)	(e) Cost or other basis See the Note below and see <i>Column (e)</i> in the separate instructions.	Adjustment, if any, to gain or loss If you enter an amount in column (g), enter a code in column (f). See the separate instructions.		(h) Gain or (loss) Subtract column (e) from column (d) and combine the result with column (g).
						(f) Code(s) from instructions	(g) Amount of adjustment	
	Robinhood Securities LLC	01/01/23	12/31/23	0.	0.			0.
2 Totals.	Add the amounts in columns (d), (e), (g), and (h) (subtract negative amounts). Enter each total here and include on your Schedule D, line 1b (if Box A above is checked), line 2 (if Box B above is checked), or line 3 (if Box C above is checked).				0.	0.		0.

Note: If you checked Box A above but the basis reported to the IRS was incorrect, enter in column (e) the basis as reported to the IRS, and enter an adjustment in column (g) to correct the basis. See *Column (g)* in the separate instructions for how to figure the amount of the adjustment.

Name(s) shown on return. Name and SSN or taxpayer identification no. not required if shown on other side
 SAI KRISHNA DODDI

Social security number or taxpayer identification number
 033-25-1120

Before you check Box D, E, or F below, see whether you received any Form(s) 1099-B or substitute statement(s) from your broker. A substitute statement will have the same information as Form 1099-B. Either will show whether your basis (usually your cost) was reported to the IRS by your broker and may even tell you which box to check.

Part II Long-Term. Transactions involving capital assets you held more than 1 year are generally long-term (see instructions). For short-term transactions, see page 1.

Note: You may aggregate all long-term transactions reported on Form(s) 1099-B showing basis was reported to the IRS and for which no adjustments or codes are required. Enter the totals directly on Schedule D, line 8a; you aren't required to report these transactions on Form 8949 (see instructions).

You must check Box D, E, or F below. Check only one box. If more than one box applies for your long-term transactions, complete a separate Form 8949, page 2, for each applicable box. If you have more long-term transactions than will fit on this page for one or more of the boxes, complete as many forms with the same box checked as you need.

- (D)** Long-term transactions reported on Form(s) 1099-B showing basis was reported to the IRS (see **Note** above)
- (E)** Long-term transactions reported on Form(s) 1099-B showing basis **wasn't** reported to the IRS
- (F)** Long-term transactions not reported to you on Form 1099-B

1	(a) Description of property (Example: 100 sh. XYZ Co.)	(b) Date acquired (Mo., day, yr.)	(c) Date sold or disposed of (Mo., day, yr.)	(d) Proceeds (sales price) (see instructions)	(e) Cost or other basis See the Note below and see <i>Column (e)</i> in the separate instructions.	Adjustment, if any, to gain or loss If you enter an amount in column (g), enter a code in column (f). See the separate instructions.		(h) Gain or (loss) Subtract column (e) from column (d) and combine the result with column (g).
						(f) Code(s) from instructions	(g) Amount of adjustment	
	Robinhood Securities LLC	01/01/23	12/31/23	5.	9.			-4.
2 Totals. Add the amounts in columns (d), (e), (g), and (h) (subtract negative amounts). Enter each total here and include on your Schedule D, line 8b (if Box D above is checked), line 9 (if Box E above is checked), or line 10 (if Box F above is checked) . . .				5.	9.			-4.

Note: If you checked Box D above but the basis reported to the IRS was incorrect, enter in column (e) the basis as reported to the IRS, and enter an adjustment in column (g) to correct the basis. See *Column (g)* in the separate instructions for how to figure the amount of the adjustment.

**SCHEDULE E
(Form 1040)**

Supplemental Income and Loss

OMB No. 1545-0074

(From rental real estate, royalties, partnerships, S corporations, estates, trusts, REMICs, etc.)

2023
Attachment
Sequence No. **13**

Department of the Treasury
Internal Revenue Service

Attach to Form 1040, 1040-SR, 1040-NR, or 1041.
Go to www.irs.gov/ScheduleE for instructions and the latest information.

Name(s) shown on return

Your social security number

SAI KRISHNA DODDI

033-25-1120

Part I Income or Loss From Rental Real Estate and Royalties

Note: If you are in the business of renting personal property, use **Schedule C**. See instructions. If you are an individual, report farm rental income or loss from **Form 4835** on page 2, line 40.

- A** Did you make any payments in 2023 that would require you to file Form(s) 1099? See instructions Yes No
- B** If "Yes," did you or will you file required Form(s) 1099? Yes No

1a Physical address of each property (street, city, state, ZIP code)

A 4/1000, RAJUPET MACHILIPATNAM ANDHRA PRADESH IN 521001

B
C

1b Type of Property (from list below)	2 For each rental real estate property listed above, report the number of fair rental and personal use days. Check the QJV box only if you meet the requirements to file as a qualified joint venture. See instructions.	Fair Rental Days		Personal Use Days	QJV
		A	B	C	
A 3		365		0	<input type="checkbox"/>
B					<input type="checkbox"/>
C					<input type="checkbox"/>

Type of Property:

- 1 Single Family Residence
- 2 Multi-Family Residence
- 3 Vacation/Short-Term Rental
- 4 Commercial
- 5 Land
- 6 Royalties
- 7 Self-Rental
- 8 Other (describe) _____

Income:	Properties:		
	A	B	C
3 Rents received	3 662.		
4 Royalties received	4		
Expenses:			
5 Advertising	5		
6 Auto and travel (see instructions)	6		
7 Cleaning and maintenance	7 2,987.		
8 Commissions	8		
9 Insurance	9		
10 Legal and other professional fees	10		
11 Management fees	11 2,410.		
12 Mortgage interest paid to banks, etc. (see instructions)	12		
13 Other interest	13		
14 Repairs	14 2,763.		
15 Supplies	15 2,845.		
16 Taxes	16		
17 Utilities	17 2,261.		
18 Depreciation expense or depletion	18 2,348.		
19 Other (list) _____	19		
20 Total expenses. Add lines 5 through 19	20 15,614.		
21 Subtract line 20 from line 3 (rents) and/or 4 (royalties). If result is a (loss), see instructions to find out if you must file Form 6198	21 -14,952.		
22 Deductible rental real estate loss after limitation, if any, on Form 8582 (see instructions)	22 (14,952.)		
23a Total of all amounts reported on line 3 for all rental properties	23a 662.		
b Total of all amounts reported on line 4 for all royalty properties	23b		
c Total of all amounts reported on line 12 for all properties	23c		
d Total of all amounts reported on line 18 for all properties	23d 2,348.		
e Total of all amounts reported on line 20 for all properties	23e 15,614.		
24 Income. Add positive amounts shown on line 21. Do not include any losses	24		
25 Losses. Add royalty losses from line 21 and rental real estate losses from line 22. Enter total losses here	25 (14,952.)		
26 Total rental real estate and royalty income or (loss). Combine lines 24 and 25. Enter the result here. If Parts II, III, and IV, and line 40 on page 2 do not apply to you, also enter this amount on Schedule 1 (Form 1040), line 5. Otherwise, include this amount in the total on line 41 on page 2	26 -14,952.		

For Paperwork Reduction Act Notice, see the separate instructions.

NPA -14,952.

Schedule E (Form 1040) 2023

Cut on line before mailing

POST FILING COUPON

PFC

0912

1030

REV 02/02/24 PRO

“Electronic calculation and processing of state tax liabilities serve as a convenience for Indiana taxpayers. The taxpayer remains responsible for providing accurate information and remains liable for payment of the correct amount of tax.”

*SSN 1 033 25 1120

*SSN 2

Period End Date 12 31 2023

Date Due 04 15 2024

Tax Type IND

Mail and make check payable to
INDIANA DEPARTMENT OF REVENUE
P.O. BOX 1674
INDIANAPOLIS, IN 46206-1674

SAI KRISHNA DODDI

14429 STAIRBRIDGE PL

CARMEL IN 46074

Amount Due:

779.00

06000003325112002000010111231202303

**Indiana Part-Year or Full-Year Nonresident
Individual Income Tax Return** **2023**

If filing for a fiscal year, enter the dates (see instructions) (MM/DD/YYYY):

from to:

Due April 15, 2024
Place "X" in box
if amending

Your Social Security Number 033 25 1120

Spouse's Social Security Number

Place "X" in box if applying for ITIN

Place "X" in box if applying for ITIN

Your first name SAI KRISHNA Initial Last name DODDI Suffix

If filing a joint return, spouse's first name Initial Last name Suffix

Present address (number and street or rural route) 14429 STAIRBRIDGE PL Place "X" in box if you are married filing separately.

City CARMEL State IN ZIP/Postal code 46074

Foreign country 2-character code (see instructions)

Enter below the **2-digit county code** numbers (found on the back of Schedule CT-40PNR) for the county where you lived and worked on Jan. 1, 2023.

County where you lived 41 County where you worked 41 County where spouse lived County where spouse worked

Round all entries

- 1. Complete Schedule A first. Enter here the amount from Section 3, line 36B, and enclose Schedule A _____ **Indiana Income** 1 57824 .00
- 2. Enter amount from Schedule B, line 6, and enclose Schedule B _____ **Indiana Add-Backs** 2 .00
- 3. Add line 1 and line 2 _____ 3 57824 .00
- 4. Enter amount from Schedule C, line 12, and enclose Schedule C _____ **Indiana Deductions** 4 .00
- 5. Subtract line 4 from line 3 _____ 5 57824 .00
- 6. You must complete Schedule D. Enter amount from Schedule D, line 9, and enclose Schedule D _____ **Indiana Exemptions** 6 686 .00
- 7. Subtract line 6 from line 5 _____ **Indiana Adjusted Gross Income** 7 57138 .00
- 8. State adjusted gross income tax: multiply line 7 by 3.15% (.0315) (if answer is less than zero, leave blank) 8 1800 .00
- 9. County tax. Enter county tax due from Schedule CT-40PNR (if answer is less than zero, leave blank) 9 800 .00
- 10. Other taxes. Enter amount from Schedule E, line 5 (enclose sch.) 10 .00
- 11. Add lines 8, 9 and 10. Enter total here and on line 15 on the back _____ **Indiana Taxes** 11 2600 .00



12. Enter credits from Schedule F, line 13 (enclose schedule)

12	1821	.00
----	------	-----

13. Enter offset credits from Schedule G, line 8 (enclose schedule)

13		.00
----	--	-----

14. Add lines 12 and 13 **Indiana Credits**

14	1821	.00
----	------	-----

15. Enter amount from line 11 **Indiana Taxes**

15	2600	.00
----	------	-----

16. If line 14 is equal to or more than line 15, subtract line 15 from line 14 (if smaller, skip to line 23)

16		.00
----	--	-----

17. Enter donations from Schedule IN-DONATE (enclose schedule); cannot be greater than line 16

17		.00
----	--	-----

18. Subtract line 17 from line 16 **Overpayment**

18		.00
----	--	-----

19. Amount from line 18 to be applied to your 2024 estimated tax account (see instructions).
Enter your county code

--

 county tax to be applied \$

a		.00
---	--	-----

Spouse's county code

--

 county tax to be applied \$

b		.00
---	--	-----

Indiana adjusted gross income tax to be applied \$

c		.00
---	--	-----

Total to be applied to your estimated tax account (a + b + c; cannot be more than line 18)

19d		.00
-----	--	-----

20. Penalty for underpayment of estimated tax from Schedule IT-2210 and IT-2210A

20		.00
----	--	-----

a. Enter code A if annualizing. Enter Code F if Farmer or Fisherman

a	
---	--

21. **Refund:** Line 18 minus lines 19d and 20. Note: If less than zero, see line 23 instructions **Your Refund**

21		.00
----	--	-----

22. **Direct Deposit** (see instructions)
a. Routing Number

--	--	--	--	--	--	--	--	--	--	--	--	--	--	--	--	--	--

b. Account Number

--	--	--	--	--	--	--	--	--	--	--	--	--	--	--	--	--	--	--	--	--	--	--

c. Type: Checking Savings Hoosier Works MC
d. Place an "X" in the box if refund will go to an account outside the United States

23. If line 15 is more than line 14, subtract line 14 from line 15. Add to this any amount on line 20 (see instructions)

23	779	.00
----	-----	-----

24. Penalty if filed after due date (see instructions)

24		.00
----	--	-----

25. Interest if filed after due date (see instructions)

25		.00
----	--	-----

26. **Amount Due:** Add lines 23, 24 and 25 **Amount You Owe**

26	779	.00
----	-----	-----

Do not send cash. Please make your check or money order payable to:
Indiana Department of Revenue. See instructions if paying by credit card.

Sign and date this return after reading the Authorization statement on Schedule H. You must enclose Schedule H (both pages).

Your Signature _____ Date _____ Spouse's Signature _____ Date _____

- If enclosing payment mail to: Indiana Department of Revenue, P.O. Box 7224, Indianapolis, IN 46207-7224.
- Mail all other returns to: Indiana Department of Revenue, P.O. Box 40, Indianapolis, IN 46206-0040.

Name(s) shown on Form IT-40PNR

Your Social Security Number

SAI KRISHNA DODDI

033 25 1120

Section 1: Income or (Loss) Enter in Column A the same income or loss you reported on your 2023 federal income tax return, Form 1040, Form 1040-SR, and Form 1040 Schedule 1 (except for line 19B and/or a net operating loss carryforward on line 20B; see instructions). Round all entries.

	Column A			Column B		
	Income from Federal Return			Income Taxed by Indiana		
1. Your wages, salaries, tips, commissions, etc _____	1A	99262	.00	1B	57824	.00
2. Spouse's wages, salaries, tips, commissions, etc _____	2A		.00	2		.00
3. Taxable interest income _____	3A		.00	3		.00
4. Dividend income _____	4A	1	.00	4B	0	.00
5. Taxable refunds, credits, or offsets of state and local taxes from your federal return _____	5A		.00	5		.00
6. Alimony received _____	6A		.00	6B		.00
7. Business income or loss from federal Schedule C _____	7A		.00	7B		.0
8. Capital gain or loss from sale or exchange of property from your federal return _____	8A	-4	.00	8B	0	.0
9. Other gains or (losses) from Form 4797 _____	9A		.00	9B		.00
10. Taxable IRA distribution _____	10A		.00	10B		.00
11. Taxable pensions and annuities _____	11A		.00	11B		.00
12. Net rent or royalty income or loss reported on federal Schedule E _____	12A	-14952	.00	12B	0	.00
13. Income or loss from partnerships _____	13A		.00	13B		.00
14. Income or loss from trusts and estates _____	14A		.00	14B		.00
15. Income or loss from S corporations _____	15A		.00	15B		.00
16. Farm income or loss from federal Schedule F _____	16A		.00	16B		.00
17. Unemployment compensation _____	17A		.00	17B		.00
18. Taxable Social Security benefits _____	18A		.00	18		.00
19. Indiana apportioned income from Schedule IT-40PNRA _____				19B		.00
20. Other income reported on your federal return _____	20A		.00	20B		.00
List source(s). (Do not include federal net operating loss in Column B. See instructions.)						
21. Subtotal: add lines 1 through 20 _____	21A	84307	.00	21B	57824	.00

Schedule A Proration;
Section 2: Adjustments to Income

2023

Proration Section See instructions.

21C. **Note:** Nonresident military personnel see special instructions and complete worksheet 21C .00

21D. For all other individuals, divide the amount on line 21B by the amount on line 21A (see instructions if either line 21A and/or 21B are less than zero). Please round your answer to a decimal followed by three numbers. Example: $\$3,100 \div \$8,000 = .3875$, which rounds to .388 (do not enter a number greater than 1.00). Enter result here and on Schedule D, line 8 21D 0.686

Section 2: Adjustments to Income Note: Enter in Column A only those deductions claimed on your 2023 federal income tax return, Form 1040, Form 1040-SR, and Form 1040, Schedule 1, Part II. Round all entries.

	Column A Federal Adjustments		Column B Indiana Adjustments	
22. Educator expenses (see instructions) _____	22A	<input type="text"/> .00	22B	<input type="text"/> .00
23. Certain business expenses of reservists performing artists, etc _____	23A	<input type="text"/> .00	23B	<input type="text"/> .00
24. Health savings account deduction _____	24A	<input type="text"/> .00	24B	<input type="text"/> .00
25. Moving expenses (see instructions) _____	25A	<input type="text"/> .00	25B	<input type="text"/> .00
26. Deductible part of self-employment tax _____	26A	<input type="text"/> .00	26B	<input type="text"/> .00
27. Self-employed, SEP, SIMPLE, and qualified plans _____	27A	<input type="text"/> .00	27B	<input type="text"/> .00
28. Self-employed health insurance deduction _____	28A	<input type="text"/> .00	28B	<input type="text"/> .00
29. Penalty on early withdrawal of savings _____	29A	<input type="text"/> .00	29B	<input type="text"/> .00
30. Alimony paid _____	30A	<input type="text"/> .00	30B	<input type="text"/> .00
31. IRA deduction _____	31A	<input type="text"/> .00	31B	<input type="text"/> .0
32. Student loan interest deduction (see instructions) _____	32A	<input type="text"/> .00	32B	<input type="text"/> .00
33. Reserved for future use _____	33A	<input type="text"/> .00	33B	<input type="text"/> .00
34. Other (see instructions) <input type="text"/>	34A	<input type="text"/> .00	34B	<input type="text"/> .0
35. Add lines 22 through 34 _____	35A	<input type="text"/> .00	35B	<input type="text"/> .00

Section 3: Totals

36. Subtract line 35 from line 21 of Section 1. Carry amount from line 36B to Form IT-40PNR, line 1 36A 84307 .00 36B 57824 .00



Name(s) shown on Form IT-40PNR

Your Social Security Number

SAI KRISHNA DODDI

033 25 1120

Complete and enclose Schedule IN-DEP: Dependent Information and Additional Dependent Child Information if you are claiming dependents on lines 2 and/or 3 below. Complete and enclose Schedule IN-DEP-A: Adopted Dependent Information if you are claiming dependents on line 6 below.

Round all entries

1. Enter \$2000 if you are married filing jointly; otherwise, enter \$1000 1 1000 .00

2. Enter the number of dependents listed on Schedule IN-DEP, Box 5 x \$1000 2 .00
You **MUST** enclose Schedule IN-DEP.

3. You may claim an additional exemption for each qualifying dependent child:
- who is a son, stepson, daughter, stepdaughter, foster child and/or child for whom you are a legal guardian;
 - who was under the age of 19 by Dec. 31, 2023; or
 - who is a full-time student who was under the age of 24 by Dec. 31, 2023; and
 - who you are eligible to claim as a dependent on line 2 above.

Enter the number of additional dependents listed on Schedule IN-DEP, Box 6. x \$1500 3 .00

4. Place "X" in box(es) below if, by December 31, 2023

You were age 65 or older and/or blind

Spouse was 65 or older and/or blind

Total number of boxes with Xs x \$1000 4 .00

5. If age 65 or older, enter amount from Schedule A, line 36A \$

- If filing as married filing separately and this amount is less than \$20,000, place "X" in the "You were age 65 or older" box below.
- For all other filers age 65 or older, if this amount is less than \$40,000, place "X" in appropriate box(es) below.

You were age 65 or older

Spouse was 65 or older

Total number of boxes with Xs x \$500 5 .00

6. Enter the number of additional adopted child exemptions listed on Schedule IN-DEP-A, Box 6 x \$3000 6 .00
You **MUST** enclose Schedule IN-DEP-A.

7. Add lines 1, 2, 3, 4, 5 and 6 7 1000 .00

8. Enter the number from Schedule A, Proration Section, line 21D 8 0.686

9. Multiply line 7 by line 8. Enter here and on Form IT-40PNR, line 6 **Total Exemptions** 9 686 .00

Name(s) shown on Form IT-40PNR

Your Social Security Number

SAI KRISHNA DODDI

033 25 1120

Round all entries

1. Indiana state tax withheld: See instructions _____	1	1821	.00
2. Indiana county tax withheld: See instructions _____	2		.00
3. Pass Through Entity Tax Credit _____	3		.00
4. Estimated tax paid for 2023: include any extension payment made with Form IT-9 _____	4		.00
5. Unified tax credit for the elderly _____	5		.00
6. Earned income credit: see instructions Enter earned income credit from Schedule IN-EIC, line A-3 _____ Box A <input type="text"/> .00 Enter number from Schedule A, Proration Section, line 21D ___ Box B <input type="text"/> . Multiply Box A by Box B, enter total here _____	6		.00
7. Lake County residential income tax credit _____	7		.00
8. Economic development for a growing economy credit. Enter amount from Schedule IN-EDGE, line 19 (enclose schedule) _____	8		.00
9. Economic development for a growing economy retention credit. Enter amount from Schedule IN-EDGE-R, line 19 (enclose schedule) _____	9		.00
10. Headquarters relocation credit (refundable portion - see instructions) _____	10		.00
11. Adoption Credit _____	11		.00
12. Reserved for future use _____	12		.00
13. Add lines 1 through 12. Enter total here and on Form IT-40PNR, line 12 _____ Total Credits	13	1821	.00

Schedule IN-DONATE

Important: The amount on line 2 cannot exceed the amount on Form IT-40PNR, line 16.

1. Donations: List fund name, 3-digit code and amount to be donated (see instructions)

a. Enter fund name <input type="text"/>	code no. <input type="text"/>	1a	<input type="text"/>	.00
b. Enter fund name <input type="text"/>	code no. <input type="text"/>	1b	<input type="text"/>	.00
c. Enter fund name <input type="text"/>	code no. <input type="text"/>	1c	<input type="text"/>	.00
2. Add lines 1a through 1c. Enter total here and on Form IT-40PNR, line 17 Total Donations		2	<input type="text"/>	.00



Name(s) shown on Form IT-40PNR

Your Social Security Number

SAI KRISHNA DODDI

033

25

1120

Section 1: Residency Information

List all state(s) and dates of your (and your spouse's, if filing jointly) residency during 2023. Enter 2-letter state name (e.g. "IL" for Illinois) or the letters "OC" if you were a resident of a foreign country (see instructions).

Example

State of Residence	Date From (MM/DD)	Date To (MM/DD)	Did you file a tax return with the state/country? Place "X" in appropriate box.
IL	01 01 2023	06 01 2023	Yes <input checked="" type="checkbox"/> No <input type="checkbox"/>
IN	06 02 2023	12 31 2023	Yes <input checked="" type="checkbox"/> No <input type="checkbox"/>

Your information

	(a) State of Residence	(b) Date From (MM/DD)	(c) Date To (MM/DD)	Did you file a tax return with the state/country? Place "X" in appropriate box.
1A	IN	07 01 2023	12 31 2023	Yes <input checked="" type="checkbox"/> No <input type="checkbox"/>
1B	MA	01 01 2023	06 30 2023	Yes <input type="checkbox"/> No <input checked="" type="checkbox"/>
1C			2023	Yes <input type="checkbox"/> No <input type="checkbox"/>
1D			2023	Yes <input type="checkbox"/> No <input type="checkbox"/>

Spouse's information if married filing jointly

	(a) State of Residence	(b) Date From (MM/DD)	(c) Date To (MM/DD)	Did you file a tax return with the state/country? Place "X" in appropriate box.
2A			2023	Yes <input type="checkbox"/> No <input type="checkbox"/>
2B			2023	Yes <input type="checkbox"/> No <input type="checkbox"/>
2C			2023	Yes <input type="checkbox"/> No <input type="checkbox"/>
2D			2023	Yes <input type="checkbox"/> No <input type="checkbox"/>

Turn over to complete Section 2



Section 2: Additional Information

1. Federal filing information

Are you filing a federal income tax return for 2023? Place "X" in appropriate box. Yes No

2. Extension of time to file

- a. Place "X" in box if you have filed a federal extension of time to file, Form 4868, or made an online extension payment.
- b. Place "X" in box if you have filed an Indiana extension of time to file, Form IT-9, or made an Indiana extension payment online.

3. Farm/Fishing income

Place "X" in box if at least two-thirds of your gross income was made from farming or fishing.
Important: If you placed an "X" in the box, you MUST attach Schedule IT-2210.

4. Schedule IN-40PA filers. If you are eligible to file federal Form 8857, Request for Innocent Spouse Relief, and are completing Indiana Schedule IN-40PA, enclose Schedule IN-40PA and check the box.

5. Date of death

If any individual listed at the top of the IT-40PNR died during 2023, enter date of death (MM/DD).

Taxpayer's date of death 2023 Spouse's date of death 2023

Authorization: Sign Form IT-40PNR after reading the following statement.

Under penalty of perjury, I have examined this return and all attachments and to the best of my knowledge and belief, it is true, complete and correct. I understand that if this is a joint return, any refund will be made payable to us jointly and each of us is liable for all taxes due under this return. Also, my request for direct deposit of my refund includes my authorization to the Indiana Department of Revenue (DOR) to furnish my financial institution with my routing number, account number, account type and Social Security number to ensure my refund is properly deposited. I grant permission to DOR to contact the Social Security Administration to confirm that the Social Security number(s) used on this return is correct.

6. Your daytime telephone number

Your email address

I authorize the Department to discuss my return with my personal representative.

Yes No If yes, complete the information below.

Personal Representative's Name (please print)

Telephone number

Address

City

State ZIP Code

Paid Preparer: Firm's Name (or yours if self-employed)

IN-OPT on file with paid preparer if not filing electronically

PTIN

Address

City

State ZIP Code

Preparer's signature



Name(s) shown on Form IT-40PNR

Your Social Security Number

SAI KRISHNA DODDI

033

25

1120

SECTION 1: To be completed by those taxpayers who were residents of an Indiana county as of Jan. 1, 2023.

- | | Column A - Yourself | Column B - Spouse's |
|-----------------------------------------------------------------------------------------------------------------------------------------------------------------------------------------------------------------------------------------------------------------------------|---------------------|---------------------|
| 1. Enter the amount from IT-40PNR, line 7 (see instructions if you lived in a reciprocal state but worked in Indiana). Note: If both you and your spouse lived in the same county on January 1, enter the entire amount on line 1A only (see instructions) _____ | 1A 57138 .00 | 1B .00 |
| 2. Enter the county tax rate from the chart on the back of this schedule for the county where you lived on Jan. 1, 2023 _____ | 2A .0140000 | 2B . |
| 3. Multiply line 1 by the rate on line 2 (leave blank if less than zero) _____ | 3A 800 .00 | 3B .00 |
| 4. Add lines 3A and 3B. Enter the total here. Perry County residents: If you live in Perry County and worked in the Kentucky counties of Breckinridge, Hancock or Meade, you must complete lines 5 and 6. Otherwise, enter the total here and on line 7 below. _____ | 4 800 .00 | 5 .00 |
| 5. Enter the amount of income that was taxed by certain Kentucky localities (see instructions) _____ | 6 .00 | 7 800 .00 |
| 6. Multiply line 5 by the rate for Perry County. See County Rate Chart and enter total here _____ | | |
| 7. Enter total of line 4 minus line 6. Continue with Section 2 below if you are married filing jointly and you/spouse need to complete it. Otherwise, enter this amount on line 9 of Form IT-40PNR _____ | | |

SECTION 2: To be completed by those taxpayers who, on Jan. 1, 2023, were not residents of an Indiana county, but who worked in Indiana as of Jan. 1, 2023

- | | Column A - Yourself | Column B - Spouse's |
|---------------------------------------------------------------------------------------------------------------------------------------------------------------------------------------------------------|---------------------|---------------------|
| 1. Enter your principal employment income (see instructions) _____ | 1A .00 | 1B .00 |
| 2. Enter deductions. See the complete list of allowable deductions in the instructions _____ | 2A .00 | 2B .00 |
| 3. Subtract line 2 from line 1 _____ | 3A .00 | 3B .00 |
| 4. Enter some or all of the exemptions from line 9 of Schedule D (see instructions) _____ | 4A .00 | 4B .00 |
| 5. Subtract line 4 from line 3 (if less than zero, leave blank) _____ | 5A .00 | 5B .00 |
| 6. Enter the county tax rate from the chart on the back of this schedule for the county where you worked on Jan. 1, 2023 _____ | 6A . | 6B . |
| 7. Multiply the income on line 5 by the rate on line 6 _____ | 7A .00 | 7B .00 |
| 8. Enter total of 7A plus 7B; carry to Form IT-40PNR, line 9. (If you have an amount on Section 1, line 7 above, combine that with the amount on line 8 and enter total on Form IT-40PNR, line 9) _____ | | 8 .00 |

Part IV. Declaration

Under penalties of perjury, I declare that the information I have given my ERO and the amounts in Part I above agree with the amounts on the corresponding lines of the electronic portion of my income tax return. To the best of my knowledge and belief, my 2023 return is true, correct and complete. I consent to my ERO sending my return, this declaration, and accompanying schedules and statements to the DOR. In addition, by using a computer system and software to prepare and transmit my return electronically, I consent to the disclosure to the DOR of all information pertaining to my use of the system and software and to the transmission of my return electronically. I also consent to the DOR sending my ERO and/or transmitter an acknowledgement of receipt of transmission and an indication of whether or not my return is accepted, and, if rejected, the reason(s) for the rejection. If the processing of my return or refund is delayed, I authorize the DOR to disclose to my ERO and/or transmitter the reason(s) for the delay of when the refund was sent.

I
N
D
I
A
N
A

Your PIN: Check one box only

I authorize GLOBAL TAXES LLC to enter my PIN

5	1	1	2	0
---	---	---	---	---

 as my signature on my tax year 2023 electronically filed income tax return.
Do not enter all zeros

I will enter my PIN as my signature on my tax year 2023 electronically filed income tax return. Check this box **only** if you are entering your own PIN and your return is filed using the Practitioner PIN method. The ERO must complete part IV below.

Your signature ► _____ Date _____

Spouse's PIN: Check one box only

I authorize _____ to enter my PIN

--	--	--	--	--

 as my signature on my tax year 2023 electronically filed income tax return.
Do not enter all zeros

I will enter my PIN as my signature on my tax year 2023 electronically filed income tax return. Check this box **only** if you are entering your own PIN and your return is filed using the Practitioner PIN method. The ERO must complete part IV below.

Your signature ► _____ Date _____

Part V. Practitioner Certification and Authentication - Practitioner PIN Method ONLY

ERO's EFIN/PIN. Enter your six-digit EFIN followed by your five-digit self selected PIN.

2	2	2	4	9	6	0	8	2	7	1
<small>Do not enter all zeros</small>										

I certify that the above numeric entry is my PIN, which is my signature for the tax year 2023 electronically filed income tax return for the taxpayer(s) indicated above. I confirm that I am submitting this return in accordance with the requirements of the Practitioner PIN method.

ERO's signature ► _____ Date _____



Form M-8453 Individual Income Tax Declaration for Electronic Filing

2023
Massachusetts
Department of
Revenue

Please print or type. Privacy Act Notice available upon request. For the year January 1–December 31, 2023.

Your first name and initial SAI KRISHNA DODDI	Last name	Your Social Security number 033251120
If a joint return, spouse's first name and initial	Last name	Spouse's Social Security number
Present street address (and apartment number) 14429 STAIRBRIDGE PL		
City/Town/Post Office CARMEL	State IN	Zip 46074
Filing status: <input checked="" type="radio"/> Single <input type="radio"/> Married filing jointly <input type="radio"/> Married filing separately <input type="radio"/> Head of household		

Part 1. Tax Return Information for Electronic Filing

1 Total 5.0% income (from Form 1, line 10, or Form 1-NR/PY, line 12)	1	26486
2 Income tax after credits (from Form 1, line 32, or Form 1-NR/PY, line 36)	2	1016
3 Massachusetts use tax (from Form 1, line 34, or Form 1-NR/PY, line 38)	3	
4 Massachusetts income tax withheld (from Form 1, line 38, or Form 1-NR/PY, line 42)	4	1972
5 Refund amount (from Form 1, line 53, or Form 1-NR/PY, line 57)	5	956
6 Tax due (from Form 1, line 54, or Form 1-NR/PY, line 58)	6	

Part 2. Declaration and Signature of Taxpayer

Under pains and penalties of perjury, I declare that I have reviewed the information on my return with the information I have provided to my Electronic Return Originator and that the amounts above agree with the amounts shown on my 2023 Massachusetts return. To the best of my knowledge and belief this information is true, correct and complete. I consent that my return, including this declaration and accompanying schedules, forms and statements be sent to the Massachusetts Department of Revenue by my Electronic Return Originator. I authorize DOR to inform my Electronic Return Originator and/or the transmitter when my electronic return has been accepted. In the event that it is rejected, I authorize DOR to identify the reasons for rejection so that the return can be corrected and re-transmitted. If I have filed a balance due return, I understand that if DOR does not receive full and timely payment of my tax liability, I will remain liable for the tax liability and all applicable penalties and interest.

Your signature	Date	Spouse's signature	Date
----------------	------	--------------------	------

Part 3. Declaration and Signature of Electronic Return Originator (ERO)


I declare that I have reviewed the above taxpayer's return and that the entries on this M-8453 are complete and correct to the best of my knowledge. (Collectors are not responsible for reviewing the taxpayer's return; however, they must ensure that the M-8453 accurately reflects the data on the return.) I have obtained the taxpayer's signature before submitting this return to the Massachusetts Department of Revenue. I have provided the taxpayer with a copy of all forms and information filed with the Massachusetts Department of Revenue. If I am also the paid preparer, under pains and penalties of perjury I declare that I have examined the above taxpayer's return and accompanying schedules and statements and to the best of my knowledge and belief, they are true, correct and complete. I declare that I have verified the taxpayer's proof of account and it agrees with the name(s) shown on this form. This declaration of paid preparer (other than taxpayer) is based on all information of which the preparer has any knowledge. Original Forms M-8453 should not be sent to DOR, but must instead be retained by the ERO on the ERO's business premises for a period of three years from the date the return to which the M-8453 relates was filed.

ERO's signature and SSN or PTIN	Date	EIN	
	02292024	843171965	<input type="radio"/> Fill in if self-employed
Firm name (or yours, if self-employed) and address	City/Town	State	Zip
GLOBAL TAXES LLC 245 ROONEY CT	E BRUNSWICK	NJ	08816

Part 4. Declaration and Signature of Paid Preparer (if other than ERO)

Under pains and penalties of perjury, I declare that I have examined this return, including accompanying schedules and statements, and to the best of my knowledge and belief it is true, correct and complete. This declaration of paid preparer (other than taxpayer) is based on all information of which the preparer has any knowledge.

Paid preparer's signature and SSN or PTIN	Date	EIN	
P02082703	02292024	843171965	<input type="radio"/> Fill in if self-employed
Firm name (or yours, if self-employed) and address	City/Town	State	Zip
SYAM PRIYA RAM SAGAR GUPTA TALLAM 245 ROONEY CT	E BRUNSWICK	NJ	08816



2023 Form 1-NR/PY

MA23006011555

Massachusetts Nonresident/Part-Year Resident Income Tax Return

For the year January 1–December 31, 2023 or other taxable

Year beginning Ending

SAI KRISHNA DODDI 033251120

14429 STAIRBRIDGE PL CARMEL IN 46074

Fill in if: Amended return Other jurisdiction change Enter date of change
Federal amendment Amended return due to IRS BBA Partnership Audit

State Election Campaign Fund:

Fill in if veteran of Operations Enduring Freedom, Iraqi Freedom, Noble Eagle or Sinai Peninsula

Taxpayer deceased

Fill in if under age 18

Fill in if name change

Check one: Nonresident Filing as both nonresident and part-year resident
X Part-year resident Nonresident composite

a. Total federal income 84307
b. Federal adjusted gross income 84307

1. Filing status (select one only): X Single
Married filing jointly
Married filing separate return NRA
Head of household You are a custodial parent who has released claim to exemption for child(ren)

2. Part-year residents. Enter dates as Massachusetts resident: From 01012023 To 06302023

3. Total days as Massachusetts resident 181 ÷ 365 = .4959 3


\$1 You \$1 Spouse TOTAL XX
You Spouse
You Spouse
You Spouse
You Spouse
Fill in if noncustodial parent
Fill in if filing Schedule TDS
Fill in if filing Schedule FCI
Fill in if reporting crypto currency

SIGN HERE. Under penalties of perjury, I declare that to the best of my knowledge and belief this return and enclosures are true, correct and complete.

Your signature Date Spouse's signature Date

612-483-1676

PRIVACY ACT NOTICE AVAILABLE UPON REQUEST




2023 Form 1-NR/PY, pg. 2

MA23006021555
Massachusetts Nonresident/
Part-Year Resident Income Tax Return
033251120

4. Exemptions:

a. Personal exemptions		4a	4400
b. Number of dependents. (Do not include yourself or your spouse.) Enter number		x \$1,000 = 4b	
c. Age 65 or over before 2024	You + Spouse =	x \$700 = 4c	XXXXXX
d. Blindness	You + Spouse =	x \$2,200 = 4d	XXXXXX
e. Medical/dental		4e	
f. Adoption		4f	
g. Total exemptions. Add items 4a through 4f. Enter here and on line 22a		4g	4400
5. Wages, salaries, tips		5	41438
6. Taxable pensions and annuities		6	
7. Mass. bank interest: a.	- b. exemption	= 7	
8. Business/profession income/loss a.	+ b. Farming income/loss	= 8	
9. Rental, royalty and REMIC, partnership, S corp., trust income/loss		9	-14952
10a. Unemployment		10a	XXXXXXXXXX
10b. Mass. lottery winnings		10b	
11. Other income		11	
12. TOTAL 5.0% INCOME		12	26486
13. NONRESIDENT APPORTIONMENT WORKSHEET. You cannot apportion Mass. wages as shown on Form W-2. Do not use this worksheet if you know the exact amount of your Mass. source income. Only use when income from employment/business is earned both inside and outside Mass. and the exact Mass. amount is not known. Basis: working days miles sales other:			
Working days (or other basis) outside Massachusetts		13a	
Working days (or other basis) inside Massachusetts		13b	
Total working days		13c	
Nonworking days (holidays, weekends, etc.)		13d	
Massachusetts ratio		13e	
Total income being apportioned. You cannot apportion Massachusetts wages as shown on Form W-2		13f	
Massachusetts income		13g	

BE SURE TO INCLUDE THIS PAGE WITH FORM 1-NR/PY, PAGE 1



2023 Form 1-NR/PY, pg. 3

MA23006031555

Massachusetts Nonresident/

Part-Year Resident Income Tax Return

SAI KRISHNA

DODDI


033251120

14. NONRESIDENT DEDUCTION AND EXEMPTION RATIO

a. Total 5.0% income	14a	
b. Interest income	14b	XXXX
c. Total capital gain income	14c	
d. Total income this return	14d	
e. Non-Massachusetts source income. Not less than "0"	14e	
f. Total income	14f	
g. Deduction and exemption ratio	14g	
15a. Amount paid to Soc. Sec. Medicare, R.R., U.S. or Mass. Retirement	15a	2000
15b. Amount your spouse paid to Soc. Sec., Medicare, R.R., U.S. or Mass. Retirement	15b	XXXXX
16. Reserved for future use	16	XXXXX
17. Reserved for future use	17	XXXXX

18. Rental deduction. a. 4000	÷ 2 = 18	2000
Nonresidents, fill in if during 2023 you did not have a family home or any dwelling outside Massachusetts to which you generally or customarily returned or intend to return in the future		
19. Other deductions from Schedule Y, line 19	19	
20. Total deductions. Add lines 15 through 19	20	4000
21. 5.0% INCOME AFTER DEDUCTIONS. Subtract line 20 from line 12. Not less than "0"	21	22486
22. Exemption amount. a. 4400	22	2182
23. 5.0% INCOME AFTER EXEMPTIONS. Subtract line 22 from line 21. Not less than "0"	23	20304
24. INTEREST AND DIVIDEND INCOME	24	
25. TOTAL TAXABLE 5.0% INCOME. Add lines 23 and 24	25	20304
26. TAX ON 5.0% INCOME. Note: If choosing the optional 5.85% tax rate, fill in and multiply line 25 and the amount in Schedule D, line 21 by .0585	26	1016
27. INCOME FROM SCHEDULE B. Not less than "0."		
a. × .085 = 27a		
b. × .12 = 27b		
TOTAL TAX ON INCOME FROM SCHEDULE B. Add lines 27a and 27b	27	

BE SURE TO INCLUDE THIS PAGE WITH FORM 1-NR/PY, PAGE 1




2023 Form 1-NR/PY, pg. 4

MA23006041555
Massachusetts Nonresident/
Part-Year Resident Income Tax Return
033251120

28. TAX ON LONG-TERM CAPITAL GAINS. Not less than "0." Fill in if filing Schedule D-IS			28	
Fill in if any excess exemptions were used in calculating lines 24, 27 or 28				
29. Credit recapture amount (from Credit Recapture Schedule)			29	
30. Additional tax on installment sale			30	
31. If you qualify for No Tax Status, fill in and enter "0" on line 32				
32. TOTAL INCOME TAX.				
a. Income tax. Add lines 26 through 30	32a	1016		
b. 4% Surtax. (from Schedule 4% Surtax, line 7)	32b			
c. If line 32b is greater than 0, enter the amount of Massachusetts income tax paid on your behalf on a Form MA NRRCR, Nonresident Composite Return. Otherwise, enter 0	32c			
Total tax. Subtract line 32c from the total of lines 32a and 32b			32	1016
33. Limited Income Credit			33	
34. Income tax due to another state or jurisdiction			34	
35. Other credits (from Credit Manager Schedule)			35	
36. INCOME TAX AFTER CREDITS. Subtract the total of lines 33 through 35 from line 32. Not less than "0"			36	1016
37. Voluntary Contributions				
a. Endangered Wildlife Conservation			37a	
b. Organ Transplant Fund			37b	
c. Massachusetts Public Health HIV and Hepatitis Fund			37c	
d. Massachusetts U.S. Olympic Fund			37d	
e. Massachusetts Military Family Relief Fund			37e	
f. Homeless Animal Prevention and Care			37f	
Total. Add lines 37a through 37f			37	
38. Use tax due on Internet, mail order and other out-of-state purchases			38	
39. Health care penalty a. You XXXXX + b. Spouse XXXXX			39	XXXXXXXX
40. Amended return only. Overpayment from original return			40	
41. INCOME TAX AFTER CREDITS PLUS CONTRIBUTIONS AND USE TAX. Add lines 36 through 40			41	1016
42. a. Massachusetts income tax withheld from Form(s) W-2	42a	1972		
b. Massachusetts income tax withheld from Form(s) 1099	42b			
c. Massachusetts income tax withheld from other forms	42c			
Total. Add lines 42a through 42c			42	1972

BE SURE TO INCLUDE THIS PAGE WITH FORM 1-NR/PY, PAGE 1



2023 Schedule B

MA23010011555

SAI KRISHNA

DODDI


033251120

Part 1. Interest and Dividend Income

1. Total interest income	1	
2. Total ordinary dividends	2	1
3. Other interest and dividends not included above	3	
4. Total interest and dividends	4	1
5. Total interest from Massachusetts banks	5	
6a. Other interest and dividends to be excluded	6a	
6b. Part-year/Nonresidents only	6b	1
7. Subtotal	7	
8. Allowable deductions from your trade or business	8	
9. Subtotal	9	

Part 2. Short-Term Capital Gains/Losses and Long-Term Gains on Collectibles

10. Massachusetts short-term capital gains	10	
11. Massachusetts long-term capital gains on collectibles and pre-1996 installment sales	11	
12. Massachusetts gain on the sale, exchange or involuntary conversion of property used in a trade or business and held for one year or less	12	
13a. Add lines 10 through 12	13a	
13b. Part-year/Nonresidents only	13b	
13c. Subtract line 13b from line 13a. Not less than 0	13c	
14. Allowable deductions from your trade or business	14	
15. Subtotal	15	
16. Massachusetts short-term capital losses	16	
17. Massachusetts loss on the sale, exchange or involuntary conversion of property used in a trade or business and held for one year or less	17	
18. Prior short-term unused losses for years beginning after 1981	18	




2023 Schedule B, pg. 2

033251120 MA23010021555

19a.	Combine lines 15 through 18	19a
19b.	Part-year/Nonresidents only	19b
19c.	Exclude line 19b losses from line 19a	19c
20.	Short-term losses applied against interest and dividends	20
21.	Available short-term losses	21
22.	Short-term losses applied against long-term gains	22
23.	Short-term losses available for carryover in 2024	23
24.	Short-term gains and long-term gains on collectibles	24
25.	Long-term losses applied against short-term gain	25
26.	Subtotal	26
27.	Long-term gains deduction	27
28.	Short-term gains after long-term gains deduction	28

Part 3. Adjusted Gross Interest, Dividends, Short-Term Capital Gains and Long-Term Gains on Collectibles

29.	Enter the amount from line 9	29
30.	Short-term losses applied against interest and dividends	30
31.	Subtotal interest and dividends	31
32.	Long-term losses applied against interest and dividends	32
33.	Adjusted interest and dividends	33
34.	Enter the amount from line 28	34
35.	Adjusted gross interest, dividends and certain capital gains	35
36.	Excess exemptions	36
37.	Subtract line 36 from line 35	37
38.	Interest and dividends taxable at 5.0%	38
39.	Total taxable 8.5% and 12% capital gains	39
40.	Available short-term losses for carryover in 2024	40



2023 Schedule D

MA23012011555
Long-Term Capital Gains and Losses
Excluding Collectibles


SAI KRISHNA

DODDI

033251120

Part 1. Long-Term Capital Gains and Losses, Excluding Collectibles

1. Enter amounts from U.S. Schedule D, lines 8a and 8b, col. h	1	-4
2. Enter amounts from U.S. Schedule D, line 9, col. h	2	
3. Enter amounts from U.S. Schedule D, line 10, col. h	3	
4. Enter amounts from U.S. Schedule D, line 11, col. h	4	
5. Enter amounts from U.S. Schedule D, line 12, col. h	5	
6. Enter amounts from U.S. Schedule D, line 13, col. h.	6	
7. Massachusetts long-term capital gains and losses included in U.S. Form 4797, Part II	7	
8. Carryover losses from prior years	8	
9. Combine lines 1 through 8	9	-4
10a. Massachusetts adjustments	10a	
10b. Part-year/Nonresidents only	10b	
10c. Combine lines 10a and 10b	10c	
11. Massachusetts capital gains and losses	11	-4
12. Long-term gains on collectibles and pre-1996 installment sales	12	
13. Subtotal	13	-4
14. Capital losses applied against capital gains	14	
15. Subtotal	15	-4
16. Long-term capital losses applied against interest and dividends	16	
17. Subtotal	17	-4
18. Allowable deductions from your trade or business	18	
19. Subtotal	19	
20. Excess exemptions	20	
21. Taxable long-term capital gains	21	
22. Tax on long-term capital gains	22	
23. Massachusetts available losses for carryover	23	-4



2023 Schedule INC

MA23INC011555

SAI KRISHNA

DODDI

033251120

Form W-2 and 1099 Information


A. FEDERAL ID NUMBER	B. STATE TAX WITHHELD	C. STATE WAGES/INCOME	D. TAXPAYER SS WITHHELD	E. SPOUSE SS WITHHELD	F. SOURCE OF WITHHOLDING
271063581	1972	41438	7593		W2

TOTALS

1972

41438

7593



2023 Schedule HC

MA23029011555

Schedule HC, Health Care Information, must be completed by all full-year residents and certain part-year residents (see instructions).

Note: Schedule HC must be enclosed with your Form 1 or Form 1-NR/PY. Failure to do so will delay the processing of your return.

SAI KRISHNA

DODDI

033251120

1a. Date of birth 11141996 1b. Spouse's date of birth 1c. Family size 1

2. Federal adjusted gross income 2 84307

3. Indicate the time period that you were enrolled in a Minimum Creditable Coverage (MCC) health insurance plan(s). The Form MA 1099-HC from your insurer will indicate whether your insurance met MCC requirements. Note: MassHealth, Medicare, and health coverage for U.S. Military, including Veterans Administration and Tri-Care, meet the MCC requirements. If you did not receive a Form MA 1099-HC from your insurer, or you had insurance that did not meet MCC requirements, see the special section on MCC requirements in the instructions.

See instructions if, during 2023, you turned 18, you were a part-year resident or a taxpayer was deceased. If you filled in the full-year or part-year MCC oval, go to line 4. If you filled in No MCC/None, go to line 6.

3a You:	<input checked="" type="checkbox"/> Full-year MCC	<input type="checkbox"/> Part-year MCC	<input type="checkbox"/> No MCC/None
3a Spouse:	<input type="checkbox"/> Full-year MCC	<input type="checkbox"/> Part-year MCC	<input type="checkbox"/> No MCC/None

4. Indicate the health insurance plan(s) that met the Minimum Creditable Coverage (MCC) requirements in which you were enrolled in 2023, as shown on Form MA 1099-HC (check all that apply). If you did not receive this form, fill in line(s) 4f and/or 4g and see instructions. Fill in if you were enrolled in private insurance and MassHealth or Commonwealth Care and enter your private insurance information in line(s) 4f and/or 4g and go to line 5.


4a. Private insurance, including ConnectorCare (completes line(s) 4f and/or 4g below)	<input type="checkbox"/> You	<input type="checkbox"/> Spouse
4b. MassHealth. Fill in and go to line 5	<input checked="" type="checkbox"/> You	<input type="checkbox"/> Spouse
4c. Medicare (including a replacement or supplemental plan). Fill in and go to line 5	<input type="checkbox"/> You	<input type="checkbox"/> Spouse
4d. U.S. Military (including Veterans Administration and Tri-Care). Fill in and go to line 5	<input type="checkbox"/> You	<input type="checkbox"/> Spouse
4e. Other program (enter the program name(s) only in lines 4f and/or 4g below). Note: Health Safety Net is not considered insurance or minimum creditable coverage.	<input type="checkbox"/> You	<input type="checkbox"/> Spouse

4f. Your Health Insurance. Complete if you answered line(s) 4a or 4e and go to line 5.

4g. Spouse Health Insurance. Complete if you answered line(s) 4a or 4e and go to line 5.

5. If you had health insurance that met MCC requirements for the full-year, including private insurance, MassHealth, Commonwealth Care or ConnectorCare, you are not subject to a penalty. Skip the remainder of this schedule and continue completing your tax return. Other wise, go to line 6.

If you had Medicare (including a replacement or supplemental plan), U.S. Military (including Veterans Administration and Tri-Care), or other government insurance at any point during 2023, you are not subject to a penalty. Skip the remainder of this schedule and continue completing your tax return. Otherwise, go to line 6.



2023 Schedule HC, pg. 2

033251120 MA23029021555

You might be eligible for low- or no-cost health insurance coverage.

If you (and/or your spouse, if married filing jointly) do not have health insurance coverage, you might be eligible for health insurance coverage programs made available by the Commonwealth of Massachusetts. By filling in the oval below, you authorize DOR to share information from your tax return and attached schedules with the Health Connector. If you are married filing jointly, both spouses must check the box for the Health Connector to receive all of your information. The Health Connector will assess your eligibility for those coverage options, including low- or no-cost coverage, and contact you with information. See instructions.

You: I authorize DOR to share this tax return including attached schedules with the Massachusetts Health Connector for the purpose of assessing my eligibility for insurance affordability programs and contacting me with information about the same.

Spouse: I authorize DOR to share this tax return including attached schedules with the Massachusetts Health Connector for the purpose of assessing my eligibility for insurance affordability programs and contacting me with information about the same.

Your Health Insurance

6. Was your income in 2023 at or below 150% of the federal poverty level? 6 Yes No

If you answer Yes, you are not subject to a penalty in 2023. Skip the remainder of this schedule and complete your tax return. If you answer No and you were enrolled in a health insurance plan that met the MCC requirements for part, but not all, of 2023, go to line 7. If you answer No and you had no insurance or you were enrolled in a plan that did not meet the MCC requirements during the period that the mandate applied, go to line 8a.

7. Complete this section **only if** you, and/or your spouse if married filing jointly, were enrolled in a health insurance plan(s) that met the Minimum Creditable Coverage (MCC) requirements for part, but not all of 2023. Fill in below the months that met the MCC requirements, as shown on Form MA 1099-HC. If you did not receive this form, fill in the months you were covered by a plan that met the MCC requirements at least **15 days or more**. If, during 2023, you **turned 18**, you were a **part-year resident** or a taxpayer was **deceased**, fill in the oval(s) below for the month(s) that met the MCC requirements during the period that the mandate applied. See instructions.

You may only fill in the month(s) you had health insurance that met MCC requirements. If you had health insurance, but it did not meet MCC requirements, you must skip this section and go to line 8a.

Months Covered By Health Insurance

You:	Jan.	Feb.	March	April	May	June	July	Aug.	Sept.	Oct.	Nov.	Dec.
Spouse:	Jan.	Feb.	March	April	May	June	July	Aug.	Sept.	Oct.	Nov.	Dec.

If you had four or more consecutive months either with no insurance or insurance that did not meet the MCC requirements (four or more blank months in a row), go to line 8a. Otherwise, a penalty does not apply to you in 2023. Skip the remainder of this schedule and complete your tax return.

Religious Exemption and Certificate of Exemption

8a. **Religious exemption:** Are you claiming an exemption from the requirement to purchase health insurance based on your sincerely held religious beliefs that cause you to object to substantially all forms of treatment covered by health insurance? 8a You Yes No
Spouse Yes No


If you answer Yes, go to line 8b. If you answer No, go to line 9.

8b. If you are claiming a religious exemption in line 8a, did you receive medical health care during the 2023 tax year? 8b You Yes No
Spouse Yes No

If you answer No to line 8b, skip the remainder of this schedule and continue completing your tax return. If you answer Yes to line 8b, go to line 9.

9. **Certificate of exemption:** Have you obtained a Certificate of Exemption issued by the Massachusetts Health Connector for the 2023 tax year? 9 You Yes No
Spouse Yes No

If you answer Yes, enter the certificate number, skip the remainder of this schedule and continue completing your tax return. If you answer No to line 9, go to line 10.



2023 Schedule HC, pg. 3

MA23029031555

SAI KRISHNA

DODDI

033251120

Affordability as Determined By State Guidelines

Note: This section will require the use of worksheets and tables found in the instructions. You must complete the worksheet(s) to determine if health insurance was affordable to you during the 2023 tax year.

10. Did your employer offer affordable health insurance that met minimum creditable coverage requirements as determined by completing the Schedule HC Worksheet for Line 10 in the instructions?	10 You	Yes	No
	Spouse	Yes	No

Fill in No if your employer did not offer health insurance that met minimum creditable coverage requirements, you were not eligible for health insurance offered by your employer, you were self-employed or you were unemployed.

11. Were you eligible for government-subsidized health insurance as determined by completing the Schedule HC Worksheet for Line 11 in the instructions?	11 You	Yes	No
	Spouse	Yes	No

If you answer No, go to line 12. If you answer Yes, go to the Health Care Penalty Worksheet in the instructions to calculate your penalty amount.

12. Were you able to purchase affordable private health insurance that met minimum creditable coverage requirements as determined by completing the Schedule HC Worksheet for Line 12 in the instructions?	12 You	Yes	No
	Spouse	Yes	No

If you answer No, you are not subject to a penalty. Continue completing your tax return. If you answer Yes, go to the Health Care Penalty Worksheet in the instructions to calculate your penalty amount.

Complete Only If You Are Filing An Appeal

You must complete the Health Care Penalty Worksheet to determine your penalty amount before completing this section.


You may have grounds to appeal if you were unable to obtain affordable insurance that meets the minimum creditable coverage requirements in 2023 due to a hardship or other circumstances. The grounds for appeal are explained in more detail in the instructions. If you believe you have grounds for appealing the penalty, fill in the field(s) below. The appeal will be heard by the Massachusetts Health Connector. By filling in the field below, you (or your spouse if married filing jointly) are authorizing DOR to share information from your tax return, including this schedule, with the Massachusetts Health Connector for purposes of deciding your appeal.

You will receive a follow-up letter asking you to state your grounds for appeal in writing, and submit supporting documentation. Failure to respond to that letter within the time specified in the letter will lead to dismissal of your appeal and will result in a future assessment of a penalty. Once your documentation is received, it will be reviewed by the Massachusetts Health Connector and you may be required to attend a hearing on your case. You will be required to file your claims under the pains and penalties of perjury.

Note: If you are filing an appeal, make sure you have calculated the penalty amount that you are appealing, but do not assess yourself or enter a penalty amount on your Form 1 or Form 1-NR/PY. Also, do not include any hardship documentation with your original return. You will be required to submit substantiating hardship documentation at a later date during the appeal process.

You: I wish to appeal the penalty. I authorize DOR to share this tax return including this schedule with the Massachusetts Health Connector for purposes of deciding this appeal.

Spouse: I wish to appeal the penalty. I authorize DOR to share this tax return including this schedule with the Massachusetts Health Connector for purposes of deciding this appeal.



2023 Schedule NTS-L-NRPY


MA23021011555

No Tax Status and Limited Income Credit

033251120

Schedule NTS-L-NRPY. No Tax Status and Limited Income Credit

1. Total 5.0% income	1	26486
2. Adjustments to income	2	
3. Adjusted 5.0% income. Subtract line 2 from line 1. Do not enter if less than "0"	3	26486
4. Interest exemption used	4	XXXX
5. Adjusted gross interest, dividends and certain capital gains	5	
6. Long-term capital gain	6	
7. Additional income/loss while a nonresident/part-year resident	7	57825
8. Total income. Combine lines 3 through 7	8	84311
9. Additional adjustments to income while a nonresident/part-year resident	9	
10. Massachusetts Adjusted Gross Income (AGI)	10	84311
If you are single and the total in line 10 is \$8,000 or less, you qualify for No Tax Status		
11. If married and filing a joint return, multiply the number of dependents (from Form 1-NR/PY, line 4b) by \$1,000 and add \$16,400 to that amount. If head of household, multiply the number of dependents (from Form 1-NR/PY, line 4b) by \$1,000 and add \$14,400 to that amount	11	
12. If you do not qualify for No Tax Status and you are married and filing a joint return, multiply the number of dependents (from Form 1-NR/PY, line 4b) by \$1,750 and add \$28,700 to that amount. If head of household, multiply the number of dependents (from Form 1-NR/PY, line 4b) by \$1,750 and add \$25,200 to that amount	12	
13. No Tax Status threshold	13	
14. Income for Limited Income Credit	14	
15. Tax before adjustments	15	
16. Tax for Limited Income Credit	16	
17. Limited Income Credit	17	



2023 Schedule E

MA23013041555

SAI KRISHNA

DODDI

033251120


Income or Loss from Real Estate and Royalties

Income

1. Rents received	1	662
2. Royalties received	2	

Expenses

3. Advertising	3	
4. Auto and travel	4	
5. Cleaning and maintenance	5	2987
6. Commissions	6	
7. Insurance	7	
8. Legal and other professional fees	8	
9. Management fees	9	2410
10. Mortgage interest paid to banks, etc.	10	
11. Other interest	11	
12. Repairs	12	2763
13. Supplies	13	2845
14. Taxes	14	
15. Utilities	15	2261
16. Other expenses	16	
17. Add lines 3 through 16	17	13266
18. Depreciation expense or depletion	18	2348
19. Total expenses. Add lines 17 and 18	19	15614
20. Income or loss from rental real estate or royalty properties	20	-14952
21. Deductible rental real estate loss	21	-14952
22. Income. Enter positive amounts shown on line 20	22	
23. Losses. Add royalty losses from line 20 and real estate losses from line 21	23	-14952
24. Rental real estate and royalty income or loss	24	-14952



2023 Schedule E, pg. 2

MA23013051555

033251120

Income or Loss from Partnerships and S Corporations


25. Passive loss allowed	25
26. Passive income	26
27. Non-passive loss	27
28. Section 179 expense deduction	28
29. Non-passive income	29
30. Combine lines 26 and 29	30
31. Combine lines 25, 27 and 28	31
32. Partnership and S corporation income or loss. Combine lines 30 and 31	32
33. Interest (other than MA banks) and dividends if included in line 32	33
34. Interest from Massachusetts banks if included in line 32	34
35. Total income or loss from partnerships and S corporations	35
36. Check if you are reporting any loss not allowed in a prior year due to the at-risk, or basis limitations; a prior year disallowed loss from a passive activity (was not reported on U.S. Form 8582) or un-reimbursed partnership expenses	

Income or Loss from Estates and Trusts

37. Passive deduction or loss allowed	37
38. Passive income	38
39. Non-passive deduction or loss	39
40. Non-passive other income	40
41. Add lines 38 and 40	41
42. Add lines 37 and 39	42
43. Estate and trust income or loss. Combine lines 41 and 42	43
44. Estate or non-grantor-type trust income	44
45. Grantor-type trust and non-Massachusetts estate and trust income	45
46. Interest and dividends if included in line 45	46
47. Adjustments to 5.0% income	47
48. Subtotal. Combine lines 46 and 47	48
49. Income or loss from grantor type and non-Mass estates and trusts	49

Income or Loss from REMICs

50. Excess inclusion	50
51. Taxable income or loss	51
52. Income	52
53. Combine lines 51 and 52	53



2023 Schedule E, pg. 3

MA23013061555


033251120

Farm Income

54. Net farm rental income or loss 54

Summary

55. Income or loss. Combine lines 24, 35, 49, 53 and 54	55	-14952
56. Massachusetts differences Enclose statements	56	
57. Abandoned building renovation deduction	57	
58. Total income or loss. Combine lines 55 through 57	58	-14952



2023 Schedule E-1

MA23013011555

SAI KRISHNA DODDI 033251120
4/1000, RAJUPET, MACHILIPAT
4/1000, RAJUPET MACHILIPATNAM

Check one: Real estate Royalty Rental property used for short-term rentals

Income or Loss from Real Estate and Royalties

Income

1. Rents received	1	662
2. Royalties received	2	

Expenses

3. Advertising	3	
4. Auto and travel	4	
5. Cleaning and maintenance	5	2987
6. Commissions	6	
7. Insurance	7	
8. Legal and other professional fees	8	
9. Management fees	9	2410
10. Mortgage interest paid to banks, etc	10	
11. Other interest	11	
12. Repairs	12	2763
13. Supplies	13	2845
14. Taxes	14	
15. Utilities	15	2261
16. Other expenses	16	
17. Add lines 3 through 16	17	13266
18. Depreciation expense or depletion	18	2348
19. Total expenses. Add lines 17 and 18	19	15614
20. Income or loss from rental real estate or royalty properties	20	-14952
21. Deductible rental real estate loss	21	-14952
22. Income. Enter positive amounts shown on line 20	22	
23. Losses. Enter royalty losses from line 20 or rental real estate loss from line 21	23	-14952
24. Rental real estate and royalty income or loss	24	-14952
25. Check if this rental property was used by you or your family for more than 14 days or more than 10 percent of the total number of days that the property was rented at fair market value		

**Other Interest and Dividends
 Excluded Statement**

2023

▶ Attach to your return

Statement EXCL

Name as Shown on Return SAI KRISHNA DODDI		Social Security No. 033-25-1120
1	Any interest on U.S. debt obligations (including its territories or dependencies)	1 _____
2	Any interest and dividends taxed directly to Massachusetts estates and trusts	2 _____
3	Any distribution which is a return of capital included in total gross dividends, Schedule B, line 2	3 _____
4	Any exempt portion of interest or dividends from a mutual fund included in Schedule B, lines 1, 2 or 3	4 _____
5	Any interest or dividends from obligations of the Commonwealth of Massachusetts or its political subdivisions	5 _____
6	Any dividends from current earnings of a corporate trust taxed directly on Massachusetts Form 3F.	6 _____
7	Any interest on pre-retirement distributions from state and municipal contributory pension plans	7 _____
8	Other: _____ _____ _____	8 _____ _____ _____
9	Total to Schedule B, line 6a.	9 _____

Massachusetts Nonresident and Part-year Resident Excludable Interest and Dividends	
Note: Only use this worksheet if you are not filing as a full year Massachusetts resident.	
A	Total ordinary interest & dividends from Schedule B lines 1, 2, and 3 <u>1</u>
B	Enter interest and dividends included on line A which you received while living in Massachusetts from all sources, or were directly connected with business activity in Massachusetts <u>0</u>
C	Massachusetts excludable interest and dividends from sources other than Massachusetts (A minus B). Enter amount on Schedule B, line 6b. <u>1</u>