

For the year Jan. 1–Dec. 31, 2023, or other tax year beginning , 2023, ending , 20 See separate instructions.

Your first name and middle initial: AJAY KUMAR REDDY; Last name: NATTUPALLY; Your social security number: 712 40 7151

If joint return, spouse's first name and middle initial; Last name; Spouse's social security number

Home address (number and street). If you have a P.O. box, see instructions. 1919 FRUITDALE AVE; Apt. no. D19; Presidential Election Campaign

City, town, or post office. If you have a foreign address, also complete spaces below. SAN JOSE; State: CA; ZIP code: 95128; Check here if you, or your spouse if filing jointly, want \$3 to go to this fund.

Foreign country name; Foreign province/state/county; Foreign postal code; You; Spouse

Filing Status: Single, Married filing jointly, Married filing separately, Head of household (HOH), Qualifying surviving spouse (QSS)

Digital Assets: At any time during 2023, did you: (a) receive (as a reward, award, or payment for property or services); or (b) sell, exchange, or otherwise dispose of a digital asset?

Standard Deduction: Someone can claim: You as a dependent, Your spouse as a dependent, Spouse itemizes on a separate return or you were a dual-status alien

Age/Blindness: You: Were born before January 2, 1959, Are blind; Spouse: Was born before January 2, 1959, Is blind

Table with 5 columns: (1) First name, Last name, (2) Social security number, (3) Relationship to you, (4) Check the box if qualifies for (see instructions): Child tax credit, Credit for other dependents. Includes dependent AYRA NATTUPALLY.

Income table with columns 1a-1z and 1a-1z. Rows include Total amount from Form(s) W-2, Household employee wages, Tip income, Medicaid waiver payments, Taxable dependent care benefits, Employer-provided adoption benefits, Wages from Form 8919, Other earned income, Nontaxable combat pay election, Add lines 1a through 1h.

Table with columns 2a-2b, 3a-3b, 4a-4b, 5a-5b, 6a-6b. Rows include Tax-exempt interest, Qualified dividends, IRA distributions, Pensions and annuities, Social security benefits, Taxable interest, Ordinary dividends, Taxable amount.

Table with columns 7-15. Rows include Capital gain or (loss), Additional income from Schedule 1, Add lines 1z, 2b, 3b, 4b, 5b, 6b, 7, and 8. This is your total income, Adjustments to income from Schedule 1, Subtract line 10 from line 9. This is your adjusted gross income, Standard deduction or itemized deductions, Qualified business income deduction, Add lines 12 and 13, Subtract line 14 from line 11. If zero or less, enter -0-. This is your taxable income.

Tax and Credits	16	Tax (see instructions). Check if any from Form(s): 1 <input type="checkbox"/> 8814 2 <input type="checkbox"/> 4972 3 <input type="checkbox"/> _____	16	16,086.
	17	Amount from Schedule 2, line 3	17	
	18	Add lines 16 and 17	18	16,086.
	19	Child tax credit or credit for other dependents from Schedule 8812	19	2,000.
	20	Amount from Schedule 3, line 8	20	
	21	Add lines 19 and 20	21	2,000.
	22	Subtract line 21 from line 18. If zero or less, enter -0-	22	14,086.
	23	Other taxes, including self-employment tax, from Schedule 2, line 21	23	460.
24	Add lines 22 and 23. This is your total tax	24	14,546.	

Payments	25	Federal income tax withheld from:		
	a	Form(s) W-2	25a	22,202.
	b	Form(s) 1099	25b	
	c	Other forms (see instructions)	25c	
	d	Add lines 25a through 25c	25d	22,202.
	26	2023 estimated tax payments and amount applied from 2022 return	26	
	27	Earned income credit (EIC) <input type="checkbox"/> NO	27	
	28	Additional child tax credit from Schedule 8812	28	
	29	American opportunity credit from Form 8863, line 8	29	
	30	Reserved for future use	30	
31	Amount from Schedule 3, line 15	31		
32	Add lines 27, 28, 29, and 31. These are your total other payments and refundable credits	32		
33	Add lines 25d, 26, and 32. These are your total payments	33	22,202.	

Refund	34	If line 33 is more than line 24, subtract line 24 from line 33. This is the amount you overpaid	34	7,656.
	35a	Amount of line 34 you want refunded to you . If Form 8888 is attached, check here <input type="checkbox"/>	35a	7,656.
	b	Routing number 3 2 2 2 7 1 6 2 7 c Type: <input checked="" type="checkbox"/> Checking <input type="checkbox"/> Savings		
	d	Account number 7 4 4 9 2 3 2 4 1		
36	Amount of line 34 you want applied to your 2024 estimated tax	36		

Amount You Owe	37	Subtract line 33 from line 24. This is the amount you owe . For details on how to pay, go to www.irs.gov/Payments or see instructions	37	
	38	Estimated tax penalty (see instructions)	38	

Third Party Designee Do you want to allow another person to discuss this return with the IRS? See instructions **Yes**. Complete below. **No**

Designee's name _____ Phone no. _____ Personal identification number (PIN) _____

Sign Here Under penalties of perjury, I declare that I have examined this return and accompanying schedules and statements, and to the best of my knowledge and belief, they are true, correct, and complete. Declaration of preparer (other than taxpayer) is based on all information of which preparer has any knowledge.

Your signature	Date	Your occupation DRIVER	If the IRS sent you an Identity Protection PIN, enter it here (see inst.)
Spouse's signature. If a joint return, both must sign.	Date	Spouse's occupation	If the IRS sent your spouse an Identity Protection PIN, enter it here (see inst.)
Phone no. (347) 781-3682	Email address NATTUPALLY@GMAIL.COM		

Paid Preparer Use Only

Preparer's name SYAM PRIYA RAM SAGAR GUPTA TALLAM	Preparer's signature SYAM PRIYA RAM SAGAR GUPTA TALLAM	Date 03/03/2024	PTIN P02082703	Check if: <input type="checkbox"/> Self-employed
Firm's name GLOBAL TAXES LLC	Firm's address 245 ROONEY CT E BRUNSWICK NJ 08816		Phone no. (678) 965-9522	Firm's EIN 84-3171965

**SCHEDULE 1
(Form 1040)**

Department of the Treasury
Internal Revenue Service

Additional Income and Adjustments to Income

Attach to Form 1040, 1040-SR, or 1040-NR.

Go to www.irs.gov/Form1040 for instructions and the latest information.

OMB No. 1545-0074

2023

Attachment
Sequence No. **01**

Name(s) shown on Form 1040, 1040-SR, or 1040-NR

AJAY KUMAR REDDY NATTUPALLY

Your social security number

712-40-7151

Part I Additional Income

1	Taxable refunds, credits, or offsets of state and local income taxes	1	0.
2a	Alimony received	2a	
b	Date of original divorce or separation agreement (see instructions): _____		
3	Business income or (loss). Attach Schedule C	3	3,258.
4	Other gains or (losses). Attach Form 4797	4	
5	Rental real estate, royalties, partnerships, S corporations, trusts, etc. Attach Schedule E	5	-10,860.
6	Farm income or (loss). Attach Schedule F	6	
7	Unemployment compensation	7	
8	Other income:		
a	Net operating loss	8a	()
b	Gambling	8b	
c	Cancellation of debt	8c	
d	Foreign earned income exclusion from Form 2555	8d	()
e	Income from Form 8853	8e	
f	Income from Form 8889	8f	
g	Alaska Permanent Fund dividends	8g	
h	Jury duty pay	8h	
i	Prizes and awards	8i	
j	Activity not engaged in for profit income	8j	
k	Stock options	8k	
l	Income from the rental of personal property if you engaged in the rental for profit but were not in the business of renting such property	8l	
m	Olympic and Paralympic medals and USOC prize money (see instructions)	8m	
n	Section 951(a) inclusion (see instructions)	8n	
o	Section 951A(a) inclusion (see instructions)	8o	
p	Section 461(l) excess business loss adjustment	8p	
q	Taxable distributions from an ABL account (see instructions)	8q	
r	Scholarship and fellowship grants not reported on Form W-2	8r	
s	Nontaxable amount of Medicaid waiver payments included on Form 1040, line 1a or 1d	8s	()
t	Pension or annuity from a nonqualified deferred compensation plan or a nongovernmental section 457 plan	8t	
u	Wages earned while incarcerated	8u	
z	Other income. List type and amount: _____	8z	1.
	Other Income from box 3 of 1099-Misc		1.
9	Total other income. Add lines 8a through 8z	9	1.
10	Combine lines 1 through 7 and 9. This is your additional income . Enter here and on Form 1040, 1040-SR, or 1040-NR, line 8	10	-7,601.

For Paperwork Reduction Act Notice, see your tax return instructions.

Schedule 1 (Form 1040) 2023

Part II Adjustments to Income

11	Educator expenses	11	
12	Certain business expenses of reservists, performing artists, and fee-basis government officials. Attach Form 2106	12	
13	Health savings account deduction. Attach Form 8889	13	
14	Moving expenses for members of the Armed Forces. Attach Form 3903	14	
15	Deductible part of self-employment tax. Attach Schedule SE	15	230.
16	Self-employed SEP, SIMPLE, and qualified plans	16	
17	Self-employed health insurance deduction	17	
18	Penalty on early withdrawal of savings	18	
19a	Alimony paid	19a	
b	Recipient's SSN		
c	Date of original divorce or separation agreement (see instructions): _____		
20	IRA deduction	20	
21	Student loan interest deduction	21	
22	Reserved for future use	22	
23	Archer MSA deduction	23	
24	Other adjustments:		
a	Jury duty pay (see instructions)	24a	
b	Deductible expenses related to income reported on line 8l from the rental of personal property engaged in for profit	24b	
c	Nontaxable amount of the value of Olympic and Paralympic medals and USOC prize money reported on line 8m	24c	
d	Reforestation amortization and expenses	24d	
e	Repayment of supplemental unemployment benefits under the Trade Act of 1974	24e	
f	Contributions to section 501(c)(18)(D) pension plans	24f	
g	Contributions by certain chaplains to section 403(b) plans	24g	
h	Attorney fees and court costs for actions involving certain unlawful discrimination claims (see instructions)	24h	
i	Attorney fees and court costs you paid in connection with an award from the IRS for information you provided that helped the IRS detect tax law violations	24i	
j	Housing deduction from Form 2555	24j	
k	Excess deductions of section 67(e) expenses from Schedule K-1 (Form 1041)	24k	
z	Other adjustments. List type and amount: _____	24z	
25	Total other adjustments. Add lines 24a through 24z	25	
26	Add lines 11 through 23 and 25. These are your adjustments to income . Enter here and on Form 1040, 1040-SR, or 1040-NR, line 10	26	230.

**SCHEDULE 2
(Form 1040)**

Department of the Treasury
Internal Revenue Service

Additional Taxes

Attach to Form 1040, 1040-SR, or 1040-NR.
Go to www.irs.gov/Form1040 for instructions and the latest information.

OMB No. 1545-0074

2023
Attachment
Sequence No. **02**

Name(s) shown on Form 1040, 1040-SR, or 1040-NR
AJAY KUMAR REDDY NATTUPALLY

Your social security number
712-40-7151

Part I Tax

1	Alternative minimum tax. Attach Form 6251	1	
2	Excess advance premium tax credit repayment. Attach Form 8962	2	
3	Add lines 1 and 2. Enter here and on Form 1040, 1040-SR, or 1040-NR, line 17	3	

Part II Other Taxes

4	Self-employment tax. Attach Schedule SE	4	460.
5	Social security and Medicare tax on unreported tip income. Attach Form 4137	5	
6	Uncollected social security and Medicare tax on wages. Attach Form 8919	6	
7	Total additional social security and Medicare tax. Add lines 5 and 6	7	
8	Additional tax on IRAs or other tax-favored accounts. Attach Form 5329 if required. If not required, check here <input type="checkbox"/>	8	
9	Household employment taxes. Attach Schedule H	9	
10	Repayment of first-time homebuyer credit. Attach Form 5405 if required	10	
11	Additional Medicare Tax. Attach Form 8959	11	
12	Net investment income tax. Attach Form 8960	12	
13	Uncollected social security and Medicare or RRTA tax on tips or group-term life insurance from Form W-2, box 12	13	
14	Interest on tax due on installment income from the sale of certain residential lots and timeshares	14	
15	Interest on the deferred tax on gain from certain installment sales with a sales price over \$150,000	15	
16	Recapture of low-income housing credit. Attach Form 8611	16	

(continued on page 2)

Part II Other Taxes *(continued)*

17	Other additional taxes:		
a	Recapture of other credits. List type, form number, and amount: _____	17a	
b	Recapture of federal mortgage subsidy, if you sold your home see instructions	17b	
c	Additional tax on HSA distributions. Attach Form 8889	17c	
d	Additional tax on an HSA because you didn't remain an eligible individual. Attach Form 8889	17d	
e	Additional tax on Archer MSA distributions. Attach Form 8853	17e	
f	Additional tax on Medicare Advantage MSA distributions. Attach Form 8853	17f	
g	Recapture of a charitable contribution deduction related to a fractional interest in tangible personal property	17g	
h	Income you received from a nonqualified deferred compensation plan that fails to meet the requirements of section 409A	17h	
i	Compensation you received from a nonqualified deferred compensation plan described in section 457A	17i	
j	Section 72(m)(5) excess benefits tax	17j	
k	Golden parachute payments	17k	
l	Tax on accumulation distribution of trusts	17l	
m	Excise tax on insider stock compensation from an expatriated corporation	17m	
n	Look-back interest under section 167(g) or 460(b) from Form 8697 or 8866	17n	
o	Tax on non-effectively connected income for any part of the year you were a nonresident alien from Form 1040-NR	17o	
p	Any interest from Form 8621, line 16f, relating to distributions from, and dispositions of, stock of a section 1291 fund	17p	
q	Any interest from Form 8621, line 24	17q	
z	Any other taxes. List type and amount: _____	17z	
18	Total additional taxes. Add lines 17a through 17z		18
19	Reserved for future use		19
20	Section 965 net tax liability installment from Form 965-A	20	
21	Add lines 4, 7 through 16, and 18. These are your total other taxes . Enter here and on Form 1040 or 1040-SR, line 23, or Form 1040-NR, line 23b		21
			460.

SCHEDULE C (Form 1040)

Profit or Loss From Business (Sole Proprietorship)

OMB No. 1545-0074

2023

Attachment Sequence No. 09

Department of the Treasury Internal Revenue Service

Attach to Form 1040, 1040-SR, 1040-SS, 1040-NR, or 1041; partnerships must generally file Form 1065. Go to www.irs.gov/ScheduleC for instructions and the latest information.

Name of proprietor: AJAY KUMAR REDDY NATTUPALLY
Social security number (SSN): 712-40-7151
Principal business or profession: IT SERVICES
Business name: PULSESOFTECH LLC
Employer ID number (EIN): 922640857
Business address: 1919 FRUITDALE AVE, Apt. D19, SAN JOSE, CA 95128
Accounting method: (1) X Cash
Did you materially participate? X Yes
If you started or acquired this business during 2023, check here: []
Did you make any payments in 2023 that would require you to file Form(s) 1099? X No
If "Yes," did you or will you file required Form(s) 1099? []

Part I Income

Table with 7 rows for income calculation. Line 1: 120,808. Line 2: Returns and allowances. Line 3: 120,808. Line 4: 75,800. Line 5: Gross profit: 45,008. Line 6: Other income. Line 7: Gross income: 45,008.

Part II Expenses. Enter expenses for business use of your home only on line 30.

Table with 32 rows for expense calculation. Lines 8-17: Advertising, Car and truck expenses (8,810), Commissions and fees, Contract labor, Depletion, Depreciation and section 179 expense deduction, Employee benefit programs, Insurance, Interest, Legal and professional services. Lines 18-27b: Office expense, Pension and profit-sharing plans, Rent or lease (Vehicles, machinery, and equipment; Other business property), Repairs and maintenance, Supplies, Taxes and licenses, Travel and meals (Travel; Deductible meals), Utilities, Wages, Other expenses (13,450), Energy efficient commercial bldgs deduction. Line 28: Total expenses before expenses for business use of home: 41,750. Line 29: Tentative profit or (loss): 3,258. Line 30: Expenses for business use of your home. Line 31: Net profit or (loss): 3,258. Line 32: If you have a loss, check the box that describes your investment in this activity. 32a X All investment is at risk.

Part III Cost of Goods Sold (see instructions)

33	Method(s) used to value closing inventory: a <input type="checkbox"/> Cost b <input type="checkbox"/> Lower of cost or market c <input type="checkbox"/> Other (attach explanation)	
34	Was there any change in determining quantities, costs, or valuations between opening and closing inventory? If "Yes," attach explanation	<input type="checkbox"/> Yes <input type="checkbox"/> No
35	Inventory at beginning of year. If different from last year's closing inventory, attach explanation . . .	35
36	Purchases less cost of items withdrawn for personal use	36
37	Cost of labor. Do not include any amounts paid to yourself	37 75,800.
38	Materials and supplies	38
39	Other costs	39
40	Add lines 35 through 39	40 75,800.
41	Inventory at end of year	41
42	Cost of goods sold. Subtract line 41 from line 40. Enter the result here and on line 4	42 75,800.

Part IV Information on Your Vehicle. Complete this part **only** if you are claiming car or truck expenses on line 9 and are not required to file Form 4562 for this business. See the instructions for line 13 to find out if you must file Form 4562.

43	When did you place your vehicle in service for business purposes? (month/day/year) <u>01/10/2023</u>
44	Of the total number of miles you drove your vehicle during 2023, enter the number of miles you used your vehicle for:
a	Business <u>13,450</u> b Commuting (see instructions) _____ c Other <u>4,026</u>
45	Was your vehicle available for personal use during off-duty hours? <input checked="" type="checkbox"/> Yes <input type="checkbox"/> No
46	Do you (or your spouse) have another vehicle available for personal use?. <input type="checkbox"/> Yes <input checked="" type="checkbox"/> No
47a	Do you have evidence to support your deduction? <input type="checkbox"/> Yes <input checked="" type="checkbox"/> No
b	If "Yes," is the evidence written? <input type="checkbox"/> Yes <input type="checkbox"/> No

Part V Other Expenses. List below business expenses not included on lines 8–26, line 27b, or line 30.

BACK OFFICE HOME EXPENSES	13,450.
48	Total other expenses. Enter here and on line 27a 48 13,450.

**SCHEDULE D
(Form 1040)**

Capital Gains and Losses

OMB No. 1545-0074

2023

Department of the Treasury
Internal Revenue Service

Attach to Form 1040, 1040-SR, or 1040-NR.
Use Form 8949 to list your transactions for lines 1b, 2, 3, 8b, 9, and 10.
Go to www.irs.gov/ScheduleD for instructions and the latest information.

Attachment
Sequence No. **12**

Name(s) shown on return

AJAY KUMAR REDDY NATTUPALLY

Your social security number

712-40-7151

Did you dispose of any investment(s) in a qualified opportunity fund during the tax year? Yes No

If "Yes," attach Form 8949 and see its instructions for additional requirements for reporting your gain or loss.

Part I Short-Term Capital Gains and Losses—Generally Assets Held One Year or Less (see instructions)

See instructions for how to figure the amounts to enter on the lines below.

This form may be easier to complete if you round off cents to whole dollars.

	(d) Proceeds (sales price)	(e) Cost (or other basis)	(g) Adjustments to gain or loss from Form(s) 8949, Part I, line 2, column (g)	(h) Gain or (loss) Subtract column (e) from column (d) and combine the result with column (g)
1a Totals for all short-term transactions reported on Form 1099-B for which basis was reported to the IRS and for which you have no adjustments (see instructions). However, if you choose to report all these transactions on Form 8949, leave this line blank and go to line 1b				
1b Totals for all transactions reported on Form(s) 8949 with Box A checked	296,262.	701,392.	280,380.	-124,750.
2 Totals for all transactions reported on Form(s) 8949 with Box B checked	1,907.	1,952.		-45.
3 Totals for all transactions reported on Form(s) 8949 with Box C checked				
4 Short-term gain from Form 6252 and short-term gain or (loss) from Forms 4684, 6781, and 8824				4
5 Net short-term gain or (loss) from partnerships, S corporations, estates, and trusts from Schedule(s) K-1				5
6 Short-term capital loss carryover. Enter the amount, if any, from line 8 of your Capital Loss Carryover Worksheet in the instructions				6 (73,375.)
7 Net short-term capital gain or (loss) . Combine lines 1a through 6 in column (h). If you have any long-term capital gains or losses, go to Part II below. Otherwise, go to Part III on the back				7 -198,170.

Part II Long-Term Capital Gains and Losses—Generally Assets Held More Than One Year (see instructions)

See instructions for how to figure the amounts to enter on the lines below.

This form may be easier to complete if you round off cents to whole dollars.

	(d) Proceeds (sales price)	(e) Cost (or other basis)	(g) Adjustments to gain or loss from Form(s) 8949, Part II, line 2, column (g)	(h) Gain or (loss) Subtract column (e) from column (d) and combine the result with column (g)
8a Totals for all long-term transactions reported on Form 1099-B for which basis was reported to the IRS and for which you have no adjustments (see instructions). However, if you choose to report all these transactions on Form 8949, leave this line blank and go to line 8b				
8b Totals for all transactions reported on Form(s) 8949 with Box D checked	93.	261.		-168.
9 Totals for all transactions reported on Form(s) 8949 with Box E checked	26.	48.		-22.
10 Totals for all transactions reported on Form(s) 8949 with Box F checked				
11 Gain from Form 4797, Part I; long-term gain from Forms 2439 and 6252; and long-term gain or (loss) from Forms 4684, 6781, and 8824				11
12 Net long-term gain or (loss) from partnerships, S corporations, estates, and trusts from Schedule(s) K-1				12
13 Capital gain distributions. See the instructions				13
14 Long-term capital loss carryover. Enter the amount, if any, from line 13 of your Capital Loss Carryover Worksheet in the instructions				14 ()
15 Net long-term capital gain or (loss) . Combine lines 8a through 14 in column (h). Then, go to Part III on the back				15 -190.

For Paperwork Reduction Act Notice, see your tax return instructions.

Schedule D (Form 1040) 2023

Part III Summary

16	Combine lines 7 and 15 and enter the result	16	-198,360.
	<ul style="list-style-type: none"> • If line 16 is a gain, enter the amount from line 16 on Form 1040, 1040-SR, or 1040-NR, line 7. Then, go to line 17 below. • If line 16 is a loss, skip lines 17 through 20 below. Then, go to line 21. Also be sure to complete line 22. • If line 16 is zero, skip lines 17 through 21 below and enter -0- on Form 1040, 1040-SR, or 1040-NR, line 7. Then, go to line 22. 		
17	Are lines 15 and 16 both gains? <input type="checkbox"/> Yes. Go to line 18. <input type="checkbox"/> No. Skip lines 18 through 21, and go to line 22.		
18	If you are required to complete the 28% Rate Gain Worksheet (see instructions), enter the amount, if any, from line 7 of that worksheet	18	
19	If you are required to complete the Unrecaptured Section 1250 Gain Worksheet (see instructions), enter the amount, if any, from line 18 of that worksheet	19	
20	Are lines 18 and 19 both zero or blank and you are not filing Form 4952? <input type="checkbox"/> Yes. Complete the Qualified Dividends and Capital Gain Tax Worksheet in the instructions for Form 1040, line 16. Don't complete lines 21 and 22 below. <input type="checkbox"/> No. Complete the Schedule D Tax Worksheet in the instructions. Don't complete lines 21 and 22 below.		
21	If line 16 is a loss, enter here and on Form 1040, 1040-SR, or 1040-NR, line 7, the smaller of: <ul style="list-style-type: none"> • The loss on line 16; or • (\$3,000), or if married filing separately, (\$1,500) } 	21	(3,000.)
	Note: When figuring which amount is smaller, treat both amounts as positive numbers.		
22	Do you have qualified dividends on Form 1040, 1040-SR, or 1040-NR, line 3a? <input type="checkbox"/> Yes. Complete the Qualified Dividends and Capital Gain Tax Worksheet in the instructions for Form 1040, line 16. <input checked="" type="checkbox"/> No. Complete the rest of Form 1040, 1040-SR, or 1040-NR.		

Sales and Other Dispositions of Capital Assets

Department of the Treasury
Internal Revenue Service

File with your Schedule D to list your transactions for lines 1b, 2, 3, 8b, 9, and 10 of Schedule D.

Go to www.irs.gov/Form8949 for instructions and the latest information.

Name(s) shown on return

Social security number or taxpayer identification number

AJAY KUMAR REDDY NATTUPALLY

712-40-7151

Before you check Box A, B, or C below, see whether you received any Form(s) 1099-B or substitute statement(s) from your broker. A substitute statement will have the same information as Form 1099-B. Either will show whether your basis (usually your cost) was reported to the IRS by your broker and may even tell you which box to check.

Part I Short-Term. Transactions involving capital assets you held 1 year or less are generally short-term (see instructions). For long-term transactions, see page 2.

Note: You may aggregate all short-term transactions reported on Form(s) 1099-B showing basis was reported to the IRS and for which no adjustments or codes are required. Enter the totals directly on Schedule D, line 1a; you aren't required to report these transactions on Form 8949 (see instructions).

You must check Box A, B, or C below. Check only one box. If more than one box applies for your short-term transactions, complete a separate Form 8949, page 1, for each applicable box. If you have more short-term transactions than will fit on this page for one or more of the boxes, complete as many forms with the same box checked as you need.

- (A)** Short-term transactions reported on Form(s) 1099-B showing basis was reported to the IRS (see **Note** above)
- (B)** Short-term transactions reported on Form(s) 1099-B showing basis **wasn't** reported to the IRS
- (C)** Short-term transactions not reported to you on Form 1099-B

1	(a) Description of property (Example: 100 sh. XYZ Co.)	(b) Date acquired (Mo., day, yr.)	(c) Date sold or disposed of (Mo., day, yr.)	(d) Proceeds (sales price) (see instructions)	(e) Cost or other basis See the Note below and see <i>Column (e)</i> in the separate instructions.	Adjustment, if any, to gain or loss If you enter an amount in column (g), enter a code in column (f). See the separate instructions.		(h) Gain or (loss) Subtract column (e) from column (d) and combine the result with column (g).
						(f) Code(s) from instructions	(g) Amount of adjustment	
	Robinhood Securities LLC	01/01/23	12/31/23	296,262.	701,392.	W	280,380.	-124,750.
2 Totals.	Add the amounts in columns (d), (e), (g), and (h) (subtract negative amounts). Enter each total here and include on your Schedule D, line 1b (if Box A above is checked), line 2 (if Box B above is checked), or line 3 (if Box C above is checked).			296,262.	701,392.		280,380.	-124,750.

Note: If you checked Box A above but the basis reported to the IRS was incorrect, enter in column (e) the basis as reported to the IRS, and enter an adjustment in column (g) to correct the basis. See *Column (g)* in the separate instructions for how to figure the amount of the adjustment.

Name(s) shown on return. Name and SSN or taxpayer identification no. not required if shown on other side
 AJAY KUMAR REDDY NATTUPALLY

Social security number or taxpayer identification number
 712-40-7151

Before you check Box D, E, or F below, see whether you received any Form(s) 1099-B or substitute statement(s) from your broker. A substitute statement will have the same information as Form 1099-B. Either will show whether your basis (usually your cost) was reported to the IRS by your broker and may even tell you which box to check.

Part II Long-Term. Transactions involving capital assets you held more than 1 year are generally long-term (see instructions). For short-term transactions, see page 1.

Note: You may aggregate all long-term transactions reported on Form(s) 1099-B showing basis was reported to the IRS and for which no adjustments or codes are required. Enter the totals directly on Schedule D, line 8a; you aren't required to report these transactions on Form 8949 (see instructions).

You must check Box D, E, or F below. Check only one box. If more than one box applies for your long-term transactions, complete a separate Form 8949, page 2, for each applicable box. If you have more long-term transactions than will fit on this page for one or more of the boxes, complete as many forms with the same box checked as you need.

- (D)** Long-term transactions reported on Form(s) 1099-B showing basis was reported to the IRS (see **Note** above)
- (E)** Long-term transactions reported on Form(s) 1099-B showing basis **wasn't** reported to the IRS
- (F)** Long-term transactions not reported to you on Form 1099-B

1	(a) Description of property (Example: 100 sh. XYZ Co.)	(b) Date acquired (Mo., day, yr.)	(c) Date sold or disposed of (Mo., day, yr.)	(d) Proceeds (sales price) (see instructions)	(e) Cost or other basis See the Note below and see <i>Column (e)</i> in the separate instructions.	Adjustment, if any, to gain or loss If you enter an amount in column (g), enter a code in column (f). See the separate instructions.		(h) Gain or (loss) Subtract column (e) from column (d) and combine the result with column (g).
						(f) Code(s) from instructions	(g) Amount of adjustment	
	Robinhood Securities LLC	01/01/23	12/31/23	93.	261.			-168.
2 Totals.	Add the amounts in columns (d), (e), (g), and (h) (subtract negative amounts). Enter each total here and include on your Schedule D, line 8b (if Box D above is checked), line 9 (if Box E above is checked), or line 10 (if Box F above is checked) . . .			93.	261.			-168.

Note: If you checked Box D above but the basis reported to the IRS was incorrect, enter in column (e) the basis as reported to the IRS, and enter an adjustment in column (g) to correct the basis. See *Column (g)* in the separate instructions for how to figure the amount of the adjustment.

Sales and Other Dispositions of Capital Assets

Department of the Treasury
Internal Revenue Service

File with your Schedule D to list your transactions for lines 1b, 2, 3, 8b, 9, and 10 of Schedule D.

Go to www.irs.gov/Form8949 for instructions and the latest information.

Name(s) shown on return

Social security number or taxpayer identification number

AJAY KUMAR REDDY NATTUPALLY

712-40-7151

Before you check Box A, B, or C below, see whether you received any Form(s) 1099-B or substitute statement(s) from your broker. A substitute statement will have the same information as Form 1099-B. Either will show whether your basis (usually your cost) was reported to the IRS by your broker and may even tell you which box to check.

Part I Short-Term. Transactions involving capital assets you held 1 year or less are generally short-term (see instructions). For long-term transactions, see page 2.

Note: You may aggregate all short-term transactions reported on Form(s) 1099-B showing basis was reported to the IRS and for which no adjustments or codes are required. Enter the totals directly on Schedule D, line 1a; you aren't required to report these transactions on Form 8949 (see instructions).

You must check Box A, B, or C below. Check only one box. If more than one box applies for your short-term transactions, complete a separate Form 8949, page 1, for each applicable box. If you have more short-term transactions than will fit on this page for one or more of the boxes, complete as many forms with the same box checked as you need.

- (A) Short-term transactions reported on Form(s) 1099-B showing basis was reported to the IRS (see **Note** above)
- (B) Short-term transactions reported on Form(s) 1099-B showing basis **wasn't** reported to the IRS
- (C) Short-term transactions not reported to you on Form 1099-B

1	(a) Description of property (Example: 100 sh. XYZ Co.)	(b) Date acquired (Mo., day, yr.)	(c) Date sold or disposed of (Mo., day, yr.)	(d) Proceeds (sales price) (see instructions)	(e) Cost or other basis See the Note below and see <i>Column (e)</i> in the separate instructions.	Adjustment, if any, to gain or loss If you enter an amount in column (g), enter a code in column (f). See the separate instructions.		(h) Gain or (loss) Subtract column (e) from column (d) and combine the result with column (g).
						(f) Code(s) from instructions	(g) Amount of adjustment	
	Robinhood Crypto LLC	01/01/23	12/31/23	1,907.	1,952.			-45.
2 Totals.	Add the amounts in columns (d), (e), (g), and (h) (subtract negative amounts). Enter each total here and include on your Schedule D, line 1b (if Box A above is checked), line 2 (if Box B above is checked), or line 3 (if Box C above is checked).			1,907.	1,952.			-45.

Note: If you checked Box A above but the basis reported to the IRS was incorrect, enter in column (e) the basis as reported to the IRS, and enter an adjustment in column (g) to correct the basis. See *Column (g)* in the separate instructions for how to figure the amount of the adjustment.

Name(s) shown on return. Name and SSN or taxpayer identification no. not required if shown on other side
 AJAY KUMAR REDDY NATTUPALLY

Social security number or taxpayer identification number
 712-40-7151

Before you check Box D, E, or F below, see whether you received any Form(s) 1099-B or substitute statement(s) from your broker. A substitute statement will have the same information as Form 1099-B. Either will show whether your basis (usually your cost) was reported to the IRS by your broker and may even tell you which box to check.

Part II Long-Term. Transactions involving capital assets you held more than 1 year are generally long-term (see instructions). For short-term transactions, see page 1.

Note: You may aggregate all long-term transactions reported on Form(s) 1099-B showing basis was reported to the IRS and for which no adjustments or codes are required. Enter the totals directly on Schedule D, line 8a; you aren't required to report these transactions on Form 8949 (see instructions).

You must check Box D, E, or F below. Check only one box. If more than one box applies for your long-term transactions, complete a separate Form 8949, page 2, for each applicable box. If you have more long-term transactions than will fit on this page for one or more of the boxes, complete as many forms with the same box checked as you need.

- (D)** Long-term transactions reported on Form(s) 1099-B showing basis was reported to the IRS (see **Note** above)
- (E)** Long-term transactions reported on Form(s) 1099-B showing basis **wasn't** reported to the IRS
- (F)** Long-term transactions not reported to you on Form 1099-B

1	(a) Description of property (Example: 100 sh. XYZ Co.)	(b) Date acquired (Mo., day, yr.)	(c) Date sold or disposed of (Mo., day, yr.)	(d) Proceeds (sales price) (see instructions)	(e) Cost or other basis See the Note below and see <i>Column (e)</i> in the separate instructions.	Adjustment, if any, to gain or loss If you enter an amount in column (g), enter a code in column (f). See the separate instructions.		(h) Gain or (loss) Subtract column (e) from column (d) and combine the result with column (g).
						(f) Code(s) from instructions	(g) Amount of adjustment	
	Robinhood Crypto LLC	01/01/23	12/31/23	26.	48.			-22.
2 Totals.	Add the amounts in columns (d), (e), (g), and (h) (subtract negative amounts). Enter each total here and include on your Schedule D, line 8b (if Box D above is checked), line 9 (if Box E above is checked), or line 10 (if Box F above is checked) . . .			26.	48.			-22.

Note: If you checked Box D above but the basis reported to the IRS was incorrect, enter in column (e) the basis as reported to the IRS, and enter an adjustment in column (g) to correct the basis. See *Column (g)* in the separate instructions for how to figure the amount of the adjustment.

**SCHEDULE E
(Form 1040)**

Supplemental Income and Loss
(From rental real estate, royalties, partnerships, S corporations, estates, trusts, REMICs, etc.)

OMB No. 1545-0074

2023
Attachment
Sequence No. **13**

Department of the Treasury
Internal Revenue Service

Attach to Form 1040, 1040-SR, 1040-NR, or 1041.
Go to www.irs.gov/ScheduleE for instructions and the latest information.

Name(s) shown on return

AJAY KUMAR REDDY NATTUPALLY

Your social security number

712-40-7151

Part I Income or Loss From Rental Real Estate and Royalties

Note: If you are in the business of renting personal property, use **Schedule C**. See instructions. If you are an individual, report farm rental income or loss from **Form 4835** on page 2, line 40.

- A** Did you make any payments in 2023 that would require you to file Form(s) 1099? See instructions Yes No
B If "Yes," did you or will you file required Form(s) 1099? Yes No

1a Physical address of each property (street, city, state, ZIP code)

A F.NO.202,VNS ENCLAVE NAGOLE, HYDERABAD TELANGANA IN 500068

B
C

1b Type of Property (from list below)	2 For each rental real estate property listed above, report the number of fair rental and personal use days. Check the QJV box only if you meet the requirements to file as a qualified joint venture. See instructions.	Fair Rental Days		Personal Use Days	QJV
		A	B	C	
A 3		365		0	<input type="checkbox"/>
B					<input type="checkbox"/>
C					<input type="checkbox"/>

Type of Property:

- 1 Single Family Residence 3 Vacation/Short-Term Rental 5 Land 7 Self-Rental
 2 Multi-Family Residence 4 Commercial 6 Royalties 8 Other (describe) _____

Income:	Properties:		
	A	B	C
3 Rents received	3 610.		
4 Royalties received	4		
Expenses:			
5 Advertising	5		
6 Auto and travel (see instructions)	6		
7 Cleaning and maintenance	7 1,640.		
8 Commissions	8		
9 Insurance	9		
10 Legal and other professional fees	10		
11 Management fees	11 980.		
12 Mortgage interest paid to banks, etc. (see instructions)	12		
13 Other interest	13		
14 Repairs	14 3,940.		
15 Supplies	15 2,240.		
16 Taxes	16		
17 Utilities	17 2,670.		
18 Depreciation expense or depletion	18		
19 Other (list) _____	19		
20 Total expenses. Add lines 5 through 19	20 11,470.		
21 Subtract line 20 from line 3 (rents) and/or 4 (royalties). If result is a (loss), see instructions to find out if you must file Form 6198	21 -10,860.		
22 Deductible rental real estate loss after limitation, if any, on Form 8582 (see instructions)	22 (10,860.)		
23a Total of all amounts reported on line 3 for all rental properties	23a 610.		
b Total of all amounts reported on line 4 for all royalty properties	23b		
c Total of all amounts reported on line 12 for all properties	23c		
d Total of all amounts reported on line 18 for all properties	23d		
e Total of all amounts reported on line 20 for all properties	23e 11,470.		
24 Income. Add positive amounts shown on line 21. Do not include any losses	24		
25 Losses. Add royalty losses from line 21 and rental real estate losses from line 22. Enter total losses here	25 (10,860.)		
26 Total rental real estate and royalty income or (loss). Combine lines 24 and 25. Enter the result here. If Parts II, III, and IV, and line 40 on page 2 do not apply to you, also enter this amount on Schedule 1 (Form 1040), line 5. Otherwise, include this amount in the total on line 41 on page 2 .	26 -10,860.		

For Paperwork Reduction Act Notice, see the separate instructions.

NPA -10,860.

Schedule E (Form 1040) 2023

**SCHEDULE SE
(Form 1040)**

Self-Employment Tax

OMB No. 1545-0074

Department of the Treasury
Internal Revenue Service

Attach to Form 1040, 1040-SR, 1040-SS, or 1040-NR.

2023
Attachment
Sequence No. **17**

Go to www.irs.gov/ScheduleSE for instructions and the latest information.

Name of person with self-employment income (as shown on Form 1040, 1040-SR, 1040-SS, or 1040-NR)
AJAY KUMAR REDDY NATTUPALLY

Social security number of person
with self-employment income 712-40-7151

Part I Self-Employment Tax

Note: If your only income subject to self-employment tax is **church employee income**, see instructions for how to report your income and the definition of church employee income.

A If you are a minister, member of a religious order, or Christian Science practitioner **and** you filed Form 4361, but you had \$400 or more of **other** net earnings from self-employment, check here and continue with Part I

Skip lines 1a and 1b if you use the farm optional method in Part II. See instructions.

1a Net farm profit or (loss) from Schedule F, line 34, and farm partnerships, Schedule K-1 (Form 1065), box 14, code A **1a**

b If you received social security retirement or disability benefits, enter the amount of Conservation Reserve Program payments included on Schedule F, line 4b, or listed on Schedule K-1 (Form 1065), box 20, code AQ **1b** ()

Skip line 2 if you use the nonfarm optional method in Part II. See instructions.

2 Net profit or (loss) from Schedule C, line 31; and Schedule K-1 (Form 1065), box 14, code A (other than farming). See instructions for other income to report or if you are a minister or member of a religious order **2** 3,258.

3 Combine lines 1a, 1b, and 2 **3** 3,258.

4a If line 3 is more than zero, multiply line 3 by 92.35% (0.9235). Otherwise, enter amount from line 3 **4a** 3,009.

Note: If line 4a is less than \$400 due to Conservation Reserve Program payments on line 1b, see instructions.

b If you elect one or both of the optional methods, enter the total of lines 15 and 17 here **4b**

c Combine lines 4a and 4b. If less than \$400, **stop**; you don't owe self-employment tax. **Exception:** If less than \$400 and you had **church employee income**, enter -0- and continue **4c** 3,009.

5a Enter your **church employee income** from Form W-2. See instructions for definition of church employee income **5a**

b Multiply line 5a by 92.35% (0.9235). If less than \$100, enter -0- **5b** 0.

6 Add lines 4c and 5b **6** 3,009.

7 Maximum amount of combined wages and self-employment earnings subject to social security tax or the 6.2% portion of the 7.65% railroad retirement (tier 1) tax for 2023 **7** 160,200

8a Total social security wages and tips (total of boxes 3 and 7 on Form(s) W-2) and railroad retirement (tier 1) compensation. If \$160,200 or more, skip lines 8b through 10, and go to line 11 **8a** 132,799.

b Unreported tips subject to social security tax from Form 4137, line 10 **8b**

c Wages subject to social security tax from Form 8919, line 10 **8c**

d Add lines 8a, 8b, and 8c **8d** 132,799.

9 Subtract line 8d from line 7. If zero or less, enter -0- here and on line 10 and go to line 11 **9** 27,401.

10 Multiply the **smaller** of line 6 or line 9 by 12.4% (0.124) **10** 373.

11 Multiply line 6 by 2.9% (0.029) **11** 87.

12 Self-employment tax. Add lines 10 and 11. Enter here and on **Schedule 2 (Form 1040), line 4, or Form 1040-SS, Part I, line 3** **12** 460.

13 Deduction for one-half of self-employment tax. Multiply line 12 by 50% (0.50). Enter here and on **Schedule 1 (Form 1040), line 15** **13** 230.

For Paperwork Reduction Act Notice, see your tax return instructions.

Schedule SE (Form 1040) 2023

Part II Optional Methods To Figure Net Earnings (see instructions)

Farm Optional Method. You may use this method **only** if **(a)** your gross farm income¹ wasn't more than \$9,840, **or (b)** your net farm profits² were less than \$7,103.

14 Maximum income for optional methods	14	6,560
15 Enter the smaller of: two-thirds (² / ₃) of gross farm income ¹ (not less than zero) or \$6,560. Also, include this amount on line 4b above	15	

Nonfarm Optional Method. You may use this method **only** if **(a)** your net nonfarm profits³ were less than \$7,103 and also less than 72.189% of your gross nonfarm income,⁴ **and (b)** you had net earnings from self-employment of at least \$400 in 2 of the prior 3 years. **Caution:** You may use this method no more than five times.

16 Subtract line 15 from line 14	16	
17 Enter the smaller of: two-thirds (² / ₃) of gross nonfarm income ⁴ (not less than zero) or the amount on line 16. Also, include this amount on line 4b above	17	

¹ From Sch. F, line 9; and Sch. K-1 (Form 1065), box 14, code B.

² From Sch. F, line 34; and Sch. K-1 (Form 1065), box 14, code A—minus the amount you would have entered on line 1b had you not used the optional method.

³ From Sch. C, line 31; and Sch. K-1 (Form 1065), box 14, code A.

⁴ From Sch. C, line 7; and Sch. K-1 (Form 1065), box 14, code C.

**SCHEDULE 8812
(Form 1040)**

**Credits for Qualifying Children
and Other Dependents**

OMB No. 1545-0074

2023

Attachment
Sequence No. **47**

Department of the Treasury
Internal Revenue Service

Attach to Form 1040, 1040-SR, or 1040-NR.

Go to www.irs.gov/Schedule8812 for instructions and the latest information.

Name(s) shown on return

AJAY KUMAR REDDY NATTUPALLY

Your social security number

712-40-7151

Part I Child Tax Credit and Credit for Other Dependents

1	Enter the amount from line 11 of your Form 1040, 1040-SR, or 1040-NR		1	122,017.
2a	Enter income from Puerto Rico that you excluded	2a		
b	Enter the amounts from lines 45 and 50 of your Form 2555	2b	0.	
c	Enter the amount from line 15 of your Form 4563	2c		
d	Add lines 2a through 2c	2d	0.	
3	Add lines 1 and 2d	3	122,017.	
4	Number of qualifying children under age 17 with the required social security number	4	1	
5	Multiply line 4 by \$2,000	5	2,000.	
6	Number of other dependents, including any qualifying children who are not under age 17 or who do not have the required social security number	6	0	
	Caution: Do not include yourself, your spouse, or anyone who is not a U.S. citizen, U.S. national, or U.S. resident alien. Also, do not include anyone you included on line 4.			
7	Multiply line 6 by \$500	7		
8	Add lines 5 and 7	8	2,000.	
9	Enter the amount shown below for your filing status. • Married filing jointly—\$400,000 } • All other filing statuses—\$200,000 }	9	200,000.	
10	Subtract line 9 from line 3. • If zero or less, enter -0-. • If more than zero and not a multiple of \$1,000, enter the next multiple of \$1,000. For example, if the result is \$425, enter \$1,000; if the result is \$1,025, enter \$2,000, etc. }	10	0.	
11	Multiply line 10 by 5% (0.05)	11	0.	
12	Is the amount on line 8 more than the amount on line 11?	12	2,000.	
	<input type="checkbox"/> No. STOP. You cannot take the child tax credit, credit for other dependents, or additional child tax credit. Skip Parts II-A and II-B. Enter -0- on lines 14 and 27.			
	<input checked="" type="checkbox"/> Yes. Subtract line 11 from line 8. Enter the result.			
13	Enter the amount from Credit Limit Worksheet A	13	16,086.	
14	Enter the smaller of line 12 or line 13. This is your child tax credit and credit for other dependents	14	2,000.	

Enter this amount on Form 1040, 1040-SR, or 1040-NR, line 19.

If the amount on line 12 is more than the amount on line 14, you may be able to take the **additional child tax credit** on Form 1040, 1040-SR, or 1040-NR, line 28. Complete your Form 1040, 1040-SR, or 1040-NR through line 27 (also complete Schedule 3, line 11) before completing Part II-A.

Part II-A Additional Child Tax Credit for All Filers

Caution: If you file Form 2555, you cannot claim the additional child tax credit.

15	Check this box if you do not want to claim the additional child tax credit. Skip Parts II-A and II-B. Enter -0- on line 27	<input type="checkbox"/>	
16a	Subtract line 14 from line 12. If zero, stop here ; you cannot take the additional child tax credit. Skip Parts II-A and II-B. Enter -0- on line 27		16a 0.
b	Number of qualifying children under 17 with the required social security number: _____ x \$1,600. Enter the result. If zero, stop here ; you cannot claim the additional child tax credit. Skip Parts II-A and II-B. Enter -0- on line 27		16b
TIP: The number of children you use for this line is the same as the number of children you used for line 4.			
17	Enter the smaller of line 16a or line 16b		17
18a	Earned income (see instructions)	18a	
b	Nontaxable combat pay (see instructions)	18b	
19	Is the amount on line 18a more than \$2,500? <input type="checkbox"/> No. Leave line 19 blank and enter -0- on line 20. <input type="checkbox"/> Yes. Subtract \$2,500 from the amount on line 18a. Enter the result	19	
20	Multiply the amount on line 19 by 15% (0.15) and enter the result Next. On line 16b, is the amount \$4,800 or more? <input type="checkbox"/> No. If you are a bona fide resident of Puerto Rico, go to line 21. Otherwise, skip Part II-B and enter the smaller of line 17 or line 20 on line 27. <input type="checkbox"/> Yes. If line 20 is equal to or more than line 17, skip Part II-B and enter the amount from line 17 on line 27. Otherwise, go to line 21.	20	

Part II-B Certain Filers Who Have Three or More Qualifying Children and Bona Fide Residents of Puerto Rico

21	Withheld social security, Medicare, and Additional Medicare taxes from Form(s) W-2, boxes 4 and 6. If married filing jointly, include your spouse's amounts with yours. If your employer withheld or you paid Additional Medicare Tax or tier 1 RRTA taxes, or if you are a bona fide resident of Puerto Rico, see instructions.	21	
22	Enter the total of the amounts from Schedule 1 (Form 1040), line 15; Schedule 2 (Form 1040), line 5; Schedule 2 (Form 1040), line 6; and Schedule 2 (Form 1040), line 13	22	
23	Add lines 21 and 22	23	
24	1040 and 1040-SR filers: Enter the total of the amounts from Form 1040 or 1040-SR, line 27, and Schedule 3 (Form 1040), line 11. } 1040-NR filers: Enter the amount from Schedule 3 (Form 1040), line 11. }	24	
25	Subtract line 24 from line 23. If zero or less, enter -0-	25	
26	Enter the larger of line 20 or line 25 Next, enter the smaller of line 17 or line 26 on line 27.	26	

Part II-C Additional Child Tax Credit

27	This is your additional child tax credit. Enter this amount on Form 1040, 1040-SR, or 1040-NR, line 28	27	
-----------	--	-----------	--

Paid Preparer's Due Diligence Checklist
*Earned Income Credit (EIC), American Opportunity Tax Credit (AOTC),
Child Tax Credit (CTC) (including the Additional Child Tax Credit (ACTC) and
Credit for Other Dependents (ODC)), and Head of Household (HOH) Filing Status*
**To be completed by preparer and filed with Form 1040, 1040-SR, 1040-NR, 1040-PR, or 1040-SS.
Go to www.irs.gov/Form8867 for instructions and the latest information.**

Taxpayer name(s) shown on return AJAY KUMAR REDDY NATTUPALLY	Taxpayer identification number 712-40-7151
Preparer's name SYAM PRIYA RAM SAGAR GUPTA TALLAM	Preparer tax identification number P02082703

Part I Due Diligence Requirements

Please check the appropriate box for the credit(s) and/or HOH filing status claimed on the return and complete the related Parts I-V for the benefit(s) claimed (check all that apply). EIC CTC/ACTC/ODC AOTC HOH

	Yes	No	N/A
1 Did you complete the return based on information for the applicable tax year provided by the taxpayer or reasonably obtained by you?	<input checked="" type="checkbox"/>	<input type="checkbox"/>	
2 If credits are claimed on the return, did you complete the applicable EIC and/or CTC/ACTC/ODC worksheets found in the Form 1040, 1040-SR, 1040-NR, 1040-PR, 1040-SS, or Schedule 8812 (Form 1040) instructions, and/or the AOTC worksheet found in the Form 8863 instructions, or your own worksheet(s) that provides the same information, and all related forms and schedules for each credit claimed?	<input checked="" type="checkbox"/>	<input type="checkbox"/>	<input type="checkbox"/>
3 Did you satisfy the knowledge requirement? To meet the knowledge requirement, you must do both of the following. • Interview the taxpayer, ask questions, and contemporaneously document the taxpayer's responses to determine that the taxpayer is eligible to claim the credit(s) and/or HOH filing status. • Review information to determine that the taxpayer is eligible to claim the credit(s) and/or HOH filing status and to figure the amount(s) of any credit(s)	<input checked="" type="checkbox"/>	<input type="checkbox"/>	
4 Did any information provided by the taxpayer or a third party for use in preparing the return, or information reasonably known to you, appear to be incorrect, incomplete, or inconsistent? (If "Yes," answer questions 4a and 4b. If "No," go to question 5.)	<input type="checkbox"/>	<input checked="" type="checkbox"/>	
a Did you make reasonable inquiries to determine the correct, complete, and consistent information?	<input type="checkbox"/>	<input type="checkbox"/>	
b Did you contemporaneously document your inquiries? (Documentation should include the questions you asked, whom you asked, when you asked, the information that was provided, and the impact the information had on your preparation of the return.)	<input type="checkbox"/>	<input type="checkbox"/>	
5 Did you satisfy the record retention requirement? To meet the record retention requirement, you must keep a copy of your documentation referenced in question 4b, a copy of this Form 8867, a copy of any applicable worksheet(s), a record of how, when, and from whom the information used to prepare Form 8867 and any applicable worksheet(s) was obtained, and a copy of any document(s) provided by the taxpayer that you relied on to determine eligibility for the credit(s) and/or HOH filing status or to figure the amount(s) of the credit(s) List those documents provided by the taxpayer, if any, that you relied on: _____ _____ _____	<input checked="" type="checkbox"/>	<input type="checkbox"/>	
6 Did you ask the taxpayer whether he/she could provide documentation to substantiate eligibility for the credit(s) and/or HOH filing status and the amount(s) of any credit(s) claimed on the return if his/her return is selected for audit?	<input checked="" type="checkbox"/>	<input type="checkbox"/>	
7 Did you ask the taxpayer if any of these credits were disallowed or reduced in a previous year? (If credits were disallowed or reduced, go to question 7a; if not, go to question 8.)	<input checked="" type="checkbox"/>	<input type="checkbox"/>	<input type="checkbox"/>
a Did you complete the required recertification Form 8862?	<input type="checkbox"/>	<input type="checkbox"/>	<input type="checkbox"/>
8 If the taxpayer is reporting self-employment income, did you ask questions to prepare a complete and correct Schedule C (Form 1040)?	<input checked="" type="checkbox"/>	<input type="checkbox"/>	<input type="checkbox"/>

Part II Due Diligence Questions for Returns Claiming EIC (If the return does not claim EIC, go to Part III.)

	Yes	No	N/A
9a Have you determined that the taxpayer is eligible to claim the EIC for the number of qualifying children claimed, or is eligible to claim the EIC without a qualifying child? (If the taxpayer is claiming the EIC and does not have a qualifying child, go to question 10.)	<input type="checkbox"/>	<input type="checkbox"/>	
b Did you ask the taxpayer if the child lived with the taxpayer for over half of the year, even if the taxpayer has supported the child the entire year?	<input type="checkbox"/>	<input type="checkbox"/>	
c Did you explain to the taxpayer the rules about claiming the EIC when a child is the qualifying child of more than one person (tiebreaker rules)?	<input type="checkbox"/>	<input type="checkbox"/>	<input type="checkbox"/>

Part III Due Diligence Questions for Returns Claiming CTC/ACTC/ODC (If the return does not claim CTC, ACTC, or ODC, go to Part IV.)

	Yes	No	N/A
10 Have you determined that each qualifying person for the CTC/ACTC/ODC is the taxpayer's dependent who is a citizen, national, or resident of the United States?	<input checked="" type="checkbox"/>	<input type="checkbox"/>	
11 Did you explain to the taxpayer that he/she may not claim the CTC/ACTC if the child has not lived with the taxpayer for over half of the year, even if the taxpayer has supported the child, unless the child's custodial parent has released a claim to exemption for the child?	<input checked="" type="checkbox"/>	<input type="checkbox"/>	<input type="checkbox"/>
12 Did you explain to the taxpayer the rules about claiming the CTC/ACTC/ODC for a child of divorced or separated parents (or parents who live apart), including any requirement to attach a Form 8332 or similar statement to the return?	<input checked="" type="checkbox"/>	<input type="checkbox"/>	<input type="checkbox"/>

Part IV Due Diligence Questions for Returns Claiming AOTC (If the return does not claim AOTC, go to Part V.)

	Yes	No
13 Did the taxpayer provide substantiation for the credit, such as a Form 1098-T and/or receipts for the qualified tuition and related expenses for the claimed AOTC?	<input type="checkbox"/>	<input type="checkbox"/>

Part V Due Diligence Questions for Claiming HOH (If the return does not claim HOH filing status, go to Part VI.)

	Yes	No
14 Have you determined that the taxpayer was unmarried or considered unmarried on the last day of the tax year and provided more than half of the cost of keeping up a home for the year for a qualifying person?	<input checked="" type="checkbox"/>	<input type="checkbox"/>

Part VI Eligibility Certification

You will have complied with all due diligence requirements for claiming the applicable credit(s) and/or HOH filing status on the return of the taxpayer identified above if you:

- A. Interview the taxpayer, ask adequate questions, contemporaneously document the taxpayer's responses on the return or in your notes, review adequate information to determine if the taxpayer is eligible to claim the credit(s) and/or HOH filing status and to figure the amount(s) of the credit(s);
- B. Complete this Form 8867 truthfully and accurately and complete the actions described in this checklist for any applicable credit(s) claimed and HOH filing status, if claimed;
- C. Submit Form 8867 in the manner required; **and**
- D. Keep all five of the following records for 3 years from the latest of the dates specified in the Form 8867 instructions under *Document Retention*.
 - 1. A copy of this Form 8867.
 - 2. The applicable worksheet(s) or your own worksheet(s) for any credit(s) claimed.
 - 3. Copies of any documents provided by the taxpayer on which you relied to determine the taxpayer's eligibility for the credit(s) and/or HOH filing status and to figure the amount(s) of the credit(s).
 - 4. A record of how, when, and from whom the information used to prepare this form and the applicable worksheet(s) was obtained.
 - 5. A record of any additional information you relied upon, including questions you asked and the taxpayer's responses, to determine the taxpayer's eligibility for the credit(s) and/or HOH filing status and to figure the amount(s) of the credit(s).

If you have not complied with all due diligence requirements, you may have to pay a penalty for each failure to comply related to a claim of an applicable credit or HOH filing status (see instructions for more information).

	Yes	No
15 Do you certify that all of the answers on this Form 8867 are, to the best of your knowledge, true, correct, and complete?	<input checked="" type="checkbox"/>	<input type="checkbox"/>

Additional Information From 2023 Federal Tax Return

Schedule C (IT SERVICES): Profit or Loss from Business

Ln 24b: 50% limit

Itemization Statement

Description	Amount
M&E (240D*\$20P.D) AS PER IRS PUB 1542	4,800.
Total	4,800.

Schedule C (IT SERVICES): Profit or Loss from Business

Line 20b

Itemization Statement

Description	Amount
RENT PAID (12M*830 P.M)	9,960.
Total	9,960.

Schedule C (IT SERVICES): Profit or Loss from Business

Line 25


Itemization Statement

Description	Amount
PHONE BILLS (12M*100 P.M)	1,200.
INTERNET BILLS (12M*60 P.M)	720.
Total	1,920.

2023 NJ-1040NR
New Jersey Nonresident Income Tax Return

For Privacy Act Notification, See Instructions

NJ-1040NR
2023
Page 1



040NV01230

For Taxable Year January 1, 2023 – December 31, 2023 or Other Tax Year
Beginning _____, 2023 Ending _____, 2024

1555

Your Social Security Number
712407151

Last Name, First Name, Initial (Joint filers enter first name and middle initial of each. Enter spouse/CU partner last name only if different.)
NATTUPALLY AJAY KUMAR REDDY

Spouse's/CU Partner's Social Security Number

State of Residency (outside NJ)
CALIFORNIA

Home Address (Number and Street, incl. apt. # or rural route)
1919 FRUITDALE AVE APT D19

Driver's License # (Voluntary)
Y2712547

State
CA

City, Town, Post Office
SAN JOSE

State ZIP Code
CA 95128

This is an amended return

Federal extension application attached or enter confirmation number _____

The address above is a foreign address

Your address has changed

Death certificate for deceased taxpayer is attached (See instructions)

I authorize the Division of Taxation to discuss my return and enclosures with my preparer

NJ Residency Status If you were a New Jersey resident for ANY part of the tax year, give the period of New Jersey residency.


From:


To:

Gubernatorial Elections Fund Do you want to designate \$1 of your taxes for this fund? If joint return, does your spouse/CU partner want to designate \$1? Note: If you check the "Yes" box(es), it will not increase your tax or reduce your refund.

Yes
Yes

No
No





040NV02230

Name(s) as shown on Form NJ-1040NR
NATTUPALLY AJAY KUMAR REDDY

Your Social Security Number
712407151

1555

Filing Status
(Check only ONE box)

- 1. Single
- 2. Married/CU Couple, filing joint return
- 3. Married/CU Partner, filing separate return
- 4. Head of Household Name and SSN of Spouse/CU Partner _____
- 5. Qualifying Widow(er)/Surviving CU Partner

Exemptions


6. Regular	Self	Spouse/CU Partner	Domestic Partner	6.	1			
7. Age 65 or over	Self	Spouse/CU Partner		7.				
8. Blind or Disabled	Self	Spouse/CU Partner		8.				
9. Veteran Exemption	Self	Spouse/CU Partner						9.
10. Number of your qualified dependent children				10.	1			
11. Number of other dependents				11.				
12. Dependents attending colleges (See Instructions)				12.				
13. For line 13a – Add lines 6, 7, 8, and 12. For line 13b – Add lines 10 and 11. For line 13c – Enter amount from line 9.				13a.	1	13b.	1	13c.

Dependent Information

14. Dependent's Last Name, First Name, Middle Initial	Dependent's Social Security Number	Birth Year
a. <u>NATTUPALLY AYRA</u>	<u>688420017</u>	<u>2023</u>
b. _____		
c. _____		
d. _____		

COL. A - AMOUNT OF GROSS INCOME (EVERYWHERE) COL. B - AMOUNT FROM NEW JERSEY SOURCES

15. Wages, salaries, tips, and other employee compensation Check box if you completed lines 69 through 75	15.	80769 .	15.	80769 .
16. Interest	16.	49 .	16.	0 .
17. Dividends	17.	.	17.	.
18. Net profits from business (Schedule NJ-BUS-1, Part I, line 4)	18.	858 .	18.	0 .
19. Net gains or income from disposition of property (From line 68)	19.	0 .	19.	0 .
20. Net gains or income from rents, royalties, patents, and copyrights (Schedule NJ-BUS-1, Part II, line 4)	20.	0 .	20.	0 .
21. Net gambling winnings (See Instructions)	21.	.	21.	.
22. Taxable pensions, annuities, and IRA distributions/withdrawals	22.	.		.
23. Distributive Share of Partnership Income (Schedule NJ-BUS-1, Part III, line 4)	23.	.	23.	.
24. Net pro rata share of S Corporation Income (Schedule NJ-BUS-1, Part IV, line 4)	24.	.	24.	.
25. Alimony and separate maintenance payments received	25.	.		.
26. Other – State Nature and Source <u>See Other Income S</u>	26.	1 .	26.	0 .
27. TOTAL INCOME (Add lines 15 through 26)	27.	81677 .	27.	80769 .




040NV03230

Name(s) as shown on Form NJ-1040NR
NATTUPALLY AJAY KUMAR REDDY

Your Social Security Number
712407151

1555

28a. Pension/Retirement Exclusion (See Instructions)	28a.	.	.
28b. Other Retirement Income Exclusion (See Worksheet and Instructions)	28b.	.	28b. .
28c. Total Exclusion Amount (Add line 28a and line 28b)	28c.	.	28c. .
29. Gross Income (Subtract line 28c from line 27)	29.	81677 .	29. 80769 .
30. Total Exemption Amount (See Instructions)	30.	2500 .	
31. Medical Expenses (See Worksheet and Instructions)	31.	.	
32. Alimony and separate maintenance payments	32.	.	
33. Qualified Conservation Contribution	33.	.	
34. Health Enterprise Zone Deduction	34.	.	
35. Alternative Business Calculation Adjustment (Schedule NJ-BUS-2, line 11)	35.	429 .	
36. Organ/Bone Marrow Donation Deduction (See instructions)	36.	.	
37a. NJBEST Deduction	37a.	.	
37b. NJCLASS Deduction	37b.	.	
37c. NJ Higher Education Tuition Deduction	37c.	.	
38. Total Exemptions and Deductions (Add lines 30 through 37c)	38.	2929 .	
39. Taxable Income (Subtract line 38 from line 29, column A)	39.	78748 .	
40. Tax on amount on line 39 (From Tax Table)	40.	1600 .	
41. Income Percentage B. (line 29) / A. (line 29) = <u>98.89</u> %			
42. New Jersey Tax (Multiply amount from line 40 by income percentage from line 41)	42.		1582 .
43. Sheltered Workshop Tax Credit (Enclose GIT-317. See Instructions)	43.		.
44. Gold Star Family Counseling Credit (See Instructions)	44.		.
45. Credit for Employer of Organ/Bone Marrow Donor (See instructions)	45.		.
46. Total Credits (Add lines 43, 44, and 45)	46.		.
47. Balance of Tax After Credits (Subtract line 46 from line 42)	47.		1582 .
48. Interest on Underpayment of Estimated Tax.	48.		.
Check box if Form NJ-2210NR is enclosed			
49. Total Tax Due (Add line 47 and line 48)	49.		1582 .
50. Total New Jersey Income Tax Withheld (From enclosed Forms W-2 and 1099) (Part-year nonresidents, see instructions)	50.	4315 .	
51. New Jersey Estimated Tax Payments/Credit from 2022 return	51.	.	Also enter on line 51:
52. Tax paid on your behalf by Partnership(s)	52.	.	• Payments made in connection with sale of NJ real property
53. Excess NJ UI/WF/SWF Withheld (Enclose Form NJ-2450)	53.	.	• Payments by S corporation for nonresident shareholder
54. Excess NJ Disability Insurance Withheld (Enclose Form NJ-2450)	54.	.	
55. Excess NJ Family Leave Insurance Withheld (Enclose Form NJ-2450)	55.	.	
56. Pass-Through Business Alternative Income Tax Credit (See instructions)	56.	.	



040NV04230

Name(s) as shown on Form NJ-1040NR
NATTUPALLY AJAY KUMAR REDDY

Your Social Security Number
712407151

1555

57.	Total Payments/Credits (Add lines 50 through 56)	57.	4315 .
58.	If line 57 is less than line 49, you have tax due. Subtract line 57 from line 49 and enter the amount you owe. If you owe tax, you can still make a donation on line 61A through 61F	58.	.
59.	If line 57 is more than line 49, you have an overpayment. Subtract line 49 from line 57 and enter the overpayment	59.	2733 .
60.	Amount from line 59 you want to credit to your 2024 tax	60.	.
61.	Amount you want to credit to:		
	(A) N.J. Endangered Wildlife Fund	61A.	.
	(B) N.J. Children's Trust Fund	61B.	.
	(C) N.J. Vietnam Veterans' Memorial Fund	61C.	.
	(D) N.J. Breast Cancer Research Fund	61D.	.
	(E) U.S.S. N.J. Educational Museum Fund	61E.	.
	(F) Designated Contribution	Code	61F.
62.	Total Adjustments to Tax Due/ Overpayment (Add lines 60 through 61F)	62.	.
63.	Balance due (If line 58 is more than zero, add line 58 and 62)	63.	.
64.	Refund amount (If line 59 is more than zero, subtract line 62 from line 59)	64.	2733 .

NOTE:
An entry on lines 60 through 61F will reduce your tax refund

Under penalties of perjury, I declare that I have examined this return, including accompanying schedules and statements, and to the best of my knowledge and belief, it is true, correct, and complete. If prepared by a person other than taxpayer, this declaration is based on all information of which the preparer has any knowledge.

> _____
Your Signature Date

> _____
Spouse's/CU Partner's Signature (if filing jointly, BOTH must sign)

Paid Preparer's Signature

Federal Identification Number

SYAM PRIYA RAM SAGAR GUPTA TALLAM

P02082703

Firm's Federal Employer Identification Number

Firm's Name GLOBAL TAXES LLC

84-3171965

Pay amount on line 63 in full. Write Social Security number(s) on check or money order and make payable to:

State of New Jersey - TGI
Division of Taxation
Revenue Processing Center
PO Box 244
Trenton, NJ 08646-0244

You can also make a payment on our website:
nj.gov/taxation

Name(s) as shown on Form NJ-1040NR
 NATTUPALLY AJAY KUMAR REDDY

Your Social Security Number
 712407151

Part I **Net Gains or Income From Disposition of Property** List the net gains or income, less net loss, derived from the sale, exchange, or other disposition of property including real or personal whether tangible or intangible as reported on federal Schedule D.

(a) Kind of property and description	(b) Date acquired (Mo., day, yr.)	(c) Date sold (Mo., day, yr.)	(d) Gross sales price	(e) Cost or other basis as adjusted (see instructions) and expense of sale	(f) Gain or (loss) (d less e)
65. Robinhood Securiti	01/01/2023	12/31/2023	296262	421012	-124750
Robinhood Crypto L	01/01/2023	12/31/2023	1907	1952	-45
Robinhood Securiti	01/01/2023	12/31/2023	93	261	-168
Robinhood Crypto L	01/01/2023	12/31/2023	26	48	-22

66. Capital Gains Distribution	66.	
67. Other Net Gains.....	67.	
68. Net Gains (Add lines 65, 66, and 67) (Enter here and on line 19) (If loss, enter zero)	68.	0

Part II **Allocation of Wage and Salary Income Earned Partly Inside and Outside New Jersey** See instructions if compensation depends entirely on volume of business transacted or if other basis of allocation is used. **Note:** Residents of states that impose a **convenience of the employer test**, see instructions before completing Part II.

69. Amount reported on line 15 in column A required to be allocated	69.	
70. Total days in taxable year	70.	
71. Deduct nonworking days (Sundays, Saturdays, holidays, sick leave, vacation, etc.)	71.	
72. Total days worked in taxable year (subtract line 71 from line 70)	72.	
73. Deduct days worked outside New Jersey.....	73.	
74. Days worked in New Jersey (subtract line 73 from line 72).....	74.	

75. Allocation Formula _____ x _____ = _____ (Include this amount on line 15, col. B)
 (Enter amount from line 69) (Salary earned inside N.J.)

Part III **Allocation of Business Income to New Jersey** (See instructions if other than Formula Basis of allocation is used.)

Business Allocation Percentage (From Schedule NJ-NR-A)
 Enter below the line number and amount of each item of business income reported in column A that is required to be allocated and multiply by allocation percentage to determine amount of income from New Jersey sources.

From Line No. _____ \$ _____ x _____ % = \$ _____

From Line No. _____ \$ _____ x _____ % = \$ _____

From Line No. _____ \$ _____ x _____ % = \$ _____

Name(s) as shown on Form NJ-1040NR NATTUPALLY AJAY KUMAR REDDY	Social Security Number 712-40-7151
---	---------------------------------------

Schedule NJ-BUS-1
(Form NJ-1040NR)

New Jersey Gross Income Tax
Business Income Summary Schedule

2023

Part I Net Profits From Business		List the net profit (loss) from business(es). See Instructions.	
	Business Name	Social Security Number/ Federal EIN	Profit or (Loss)
1.	PULSESOFTECH LLC	922640857	858.
2.			
3.			
4.	Net Profit or (Loss). (Add lines 1, 2, and 3) (Enter here and on line 18, column A. If loss, enter zero on line 18, column A.)		4. 858.

Part II Net Gains or Income From Rents, Royalties, Patents, and Copyrights		List the net gains or net income, less net loss, derived from or in the form of rents, royalties, patents, and copyrights. See instructions. Type of Property: 1-Rental real estate 2-Royalties 3-Patents 4-Copyrights		
	Source of Income or Loss. If rental real estate, enter physical address of property.	Social Security Number/ Federal EIN	Type – Enter number from list above	Income or (Loss)
1.	F.NO.202, VNS ENCLAVE	712407151	1	-10,860.
2.				
3.				
4.	Net Income or (Loss). (Add lines 1, 2, and 3.) (Enter here and on line 20, column A. If loss, enter zero on line 20, column A.)			4. -10,860.

Part III Distributive Share of Partnership Income		List the distributive share of income (loss) from partnership(s). See instructions.			
	Partnership Name	Federal EIN	Share of Partnership Income or (Loss)	Share of tax paid on your behalf by Partnerships	Share of Pass-Through Business Alternative Income Tax
1.					
2.					
3.					
4.	Distributive Share of Partnership Income or (Loss). (Add lines 1, 2, and 3.) (Enter here and on line 23, column A. If loss, enter zero on line 23, column A.)				
5.	Total Share of tax paid on your behalf by Partnerships (Add lines 1, 2, and 3.) Enter total here and include on line 52.				
6.	Total Share of Pass-Through Business Alternative Income Tax (Add lines 1, 2, and 3.) (Enter here and include on line 56.)				

Part IV Net Pro Rata Share of S Corporation Income		List the pro rata share of income (usable loss) from S corporation(s). See instructions.		
	S Corporation Name	Federal EIN	Pro Rata Share of S Corporation Income or (Usable Loss)	Share of Pass-Through Business Alternative Income Tax
1.				
2.				
3.				
4.	Net Pro Rata Share of S Corporation Income or (Usable Loss). (Add lines 1, 2, and 3.) (Enter here and on line 24, column A. If loss, enter zero on line 24, column A.)			4.
5.	Total Share of Pass-Through Business Alternative Income Tax (Add lines 1, 2, and 3.) (Enter here and include on line 56.)			5.

Name(s) as shown on Form NJ-1040NR NATTUPALLY AJAY KUMAR REDDY	Social Security Number 712-40-7151
---	---------------------------------------

Schedule NJ-BUS-2
(Form NJ-1040NR)

New Jersey Gross Income Tax
Alternative Business Calculation Adjustment

2023

Part I Income (Loss)		Column A		Column B	
		Reportable Regular Business Income		Alternative Business Income (Loss)	
1.	Net Profits From Business	1a.	858.	1b.	858.
2.	Net Gain or Income From Rents, Royalties, Patents, and Copyrights	2a.	0.	2b.	-10,860.
3.	Distributive Share of Partnership Income	3a.	0.	3b.	0.
4.	Net Pro Rata Share of S Corporation Income	4a.	0.	4b.	0.
5.	Loss Carryforward From Tax Year 2022			5b.	()
6.	Totals	6a.	858.	6b.	-10,002.
Part II Adjustment Calculation					
7.	Total Regular Business Income	7.	858.		
8.	Total Alternative Business Income/(Loss) (If loss, enter zero)	8.	0.		
9.	Business Increment (Subtract line 8 from line 7)	9.	858.		
10.	Adjustment Percentage	10.	0.50		
11.	Alternative Business Calculation Adjustment (line 9 x 0.50)	11.	429.		
Part III Loss Carryforward to Tax Year 2024					
12.	Loss Carryforward to Tax Year 2024	12.		(-10,002.)

Instructions

- Line 1a. Enter the amount from line 18, column A, Form NJ-1040NR.
- Line 1b. Enter the amount from Part I, line 4, Schedule NJ-BUS-1 (Form NJ-1040NR).
- Line 2a. Enter the amount from line 20, column A, Form NJ-1040NR.
- Line 2b. Enter the amount from Part II, line 4, Schedule NJ-BUS-1 (Form NJ-1040NR).
- Line 3a. Enter the amount from line 23, column A, Form NJ-1040NR.
- Line 3b. Enter the amount from Part III, line 4, Schedule NJ-BUS-1 (Form NJ-1040NR).
- Line 4a. Enter the amount from line 24, column A, Form NJ-1040NR.
- Line 4b. Enter the amount from Part IV, line 4, Schedule NJ-BUS-1 (Form NJ-1040NR).
- Line 5b. Enter the amount from line 12 of your 2022 Schedule NJ-BUS-2 (Form NJ-1040NR).
- Line 6a. Enter the total of lines 1a through 4a.
- Line 6b. Enter the total of lines 1b through 5b, netting gains with losses.
- Line 7. Enter the amount from line 6a of this schedule.
- Line 8. Enter the amount from line 6b of this schedule. If loss, enter zero here.
- Line 9. Subtract line 8 from line 7. If the result is zero, enter zero on line 11 and on line 35 of Form NJ-1040NR, and continue with line 12.
- Line 10. The adjustment percentage for Tax Year 2023 is 50% (0.50).
- Line 11. Multiply the amount on line 9 by 50% (0.50). Enter here and on line 35 of Form NJ-1040NR.
- Line 12. If the amount on 6b is a loss, enter the amount of the loss on this line. Otherwise, enter zero.

Keep a copy of this schedule for your records

Other Income Statement
NJ-1040 or NJ-1040NR, line 26

2023

Name NATTUPALLY AJAY KUMAR REDDY	Social Security No. 712-40-7151
-------------------------------------	------------------------------------

	Income from all sources	Income attributed to New Jersey (part-year resident or non-resident only)
1 Prizes and awards (enter source): _____ _____		
2 Income in respect of a decedent (Enter name and social security number of the deceased): _____ _____		
3 Income from estates and trusts: _____ _____		
4 Scholarships and fellowships (Enter name and identification number of grantor): _____ _____		
5 Alternative Trade Adjustment Assistance payments: _____ _____		
6 Residential rental value or allowance paid by employer (enter name and identification number): _____ _____		
7 Jury duty pay		
8 Bartering income		
9 Other income on Form 1099-K (payment network transactions) . .		
10 Substitute payments		
11 Income from REMICS		
12 Reimbursement for deducted medical expenses		
13 Recoveries of bad debts		
14 Income from the rental of personal property		
15 Income from "not for profit" activities (hobbies):		
16 Other: Robinhood Crypto LLC	1.	0.
17 Total Enter on line 26 of NJ-1040 or NJ-1040NR	1.	0.

TAXABLE YEAR

FORM

2023

California e-file Signature Authorization for Individuals

8879

Table with 2 columns: Name/Spouse's name and SSN/ITIN. Row 1: AJAY KUMAR REDDY NATTUPALLY, 712-40-7151. Row 2: Spouse's/RDP's name, Spouse's/RDP's SSN or ITIN.

Part I Tax Return Information (whole dollars only)

Table with 2 columns: Line number and Amount. Line 1: California adjusted gross income (AGI), 122017. Line 2: Amount you owe, 0. Line 3: Refund or no amount due, 1087.

Part II Taxpayer Declaration and Signature Authorization (Be sure you obtain and keep a copy of your return.)

Under penalties of perjury, I declare that I have examined a copy of my individual income tax return and accompanying schedules and statements for the tax year ending December 31, 2023, and to the best of my knowledge and belief, it is true, correct, and complete. I further declare that the information I provided to my electronic return originator (ERO), transmitter, or intermediate service provider, including my name, address, and social security number (SSN) or individual tax identification number (ITIN), and the amounts shown in Part I above agree with the information and amounts shown on the corresponding lines of my electronic income tax return. If applicable, I authorize an electronic funds withdrawal of the amount on line 2 and/or the estimated tax payments as shown on my return and on form FTB 8455, California e-file Payment Record for Individuals, or a comparable form. If applicable, I declare that direct deposit refund amount on line 3 agrees with the direct deposit authorization stated on my return. If I have filed a joint return, this is an irrevocable appointment of the other spouse/registered domestic partner (RDP) as an agent to authorize an electronic funds withdrawal or direct deposit. I authorize my ERO, transmitter, or intermediate service provider to transmit my complete return to the Franchise Tax Board (FTB). If the processing of my return or refund is delayed, I authorize the FTB to disclose to my ERO, intermediate service provider, and/or transmitter the reason(s) for the delay or the date when the refund was sent. If I am filing a balance due return, I understand that if the FTB does not receive full and timely payment of my tax liability, I remain liable for the tax liability and all applicable interest and penalties. I acknowledge that I have read and consent to the Electronic Funds Withdrawal Consent included on the copy of my electronic income tax return. I have selected a personal identification number (PIN) as my signature for my electronic income tax return and, if applicable, my Electronic Funds Withdrawal Consent.

Taxpayer's PIN: check one box only

[X] I authorize GLOBAL TAXES LLC to enter my PIN 07151 as my signature on my 2023 e-filed California individual income tax return. ERO firm name. Do not enter all zeros.

[] I will enter my PIN as my signature on my 2023 e-filed California individual income tax return. Check this box only if you are entering your own PIN and your return is filed using the Practitioner PIN method. The ERO must complete Part III below.

Your signature Date

Spouse's/RDP's PIN: check one box only

[] I authorize to enter my PIN as my signature on my 2023 e-filed California individual income tax return. ERO firm name. Do not enter all zeros.

[] I will enter my PIN as my signature on my 2023 e-filed California individual income tax return. Check this box only if you are entering your own PIN and your return is filed using the Practitioner PIN method. The ERO must complete Part III below.

Spouse's/RDP's signature Date

Practitioner PIN Method Returns Only -- continue below

Part III Certification and Authentication — Practitioner PIN Method Only

ERO's Electronic Filer Identification Number (EFIN)/PIN.

Enter your six-digit EFIN followed by your five-digit self-selected PIN.

2 2 2 4 9 6 0 8 2 7 1

Do not enter all zeros

I certify that the above numeric entry is my PIN, which is my signature for the 2023 California individual income tax return for the taxpayer(s) indicated above. I confirm that I am submitting this return in accordance with the requirements of the Practitioner PIN method and FTB Pub. 1345, 2023 Handbook for Authorized e-file Providers.

ERO's signature Date 03/03/2024

2023 California Resident Income Tax Return

540

APE

ATTACH FEDERAL RETURN

712-40-7151 NATT
AJAYKUMARRE NATTUPALLY

23 PBA 518210

1919 FRUITDALE AVE
SAN JOSE CA 95128

APT D19

12-20-1986

Enter your county at time of filing (see instructions)

SANTA CLARA

If your address above is the same as your principal/physical residence address at the time of filing, check this box

If not, enter below your principal/physical residence address at the time of filing.

Street address (number and street) (If foreign address, see instructions.) Apt. no./ste. no.

City State ZIP code

If your California filing status is different from your federal filing status, check the box here

Filing Status

1 Single

2 Married/RDP filing jointly (even if only one spouse/RDP had income). See instructions.

3 Married/RDP filing separately. Enter spouse's/RDP's SSN or ITIN above and full name here.

4 Head of household (with qualifying person). See instructions.

5 Qualifying surviving spouse/RDP. Enter year spouse/RDP died.

6 If someone can claim you (or your spouse/RDP) as a dependent, check the box here. See instr.

► For line 7, line 8, line 9, and line 10: Multiply the number you enter in the box by the pre-printed dollar amount for that line. **Whole dollars only**

Exemptions

7 **Personal:** If you checked box 1, 3, or 4 above, enter 1 in the box. If you checked box 2 or 5, enter 2 in the box. If you checked the box on line 6, see instructions. 7 X \$144 = \$ 144

8 **Blind:** If you (or your spouse/RDP) are visually impaired, enter 1; if both are visually impaired, enter 2. See instructions. 8 X \$144 = \$

9 **Senior:** If you (or your spouse/RDP) are 65 or older, enter 1; if both are 65 or older, enter 2. See instructions. 9 X \$144 = \$

Your name: Your SSN or ITIN:

10 Dependents: Do not include yourself or your spouse/RDP.

	Dependent 1	Dependent 2	Dependent 3
First Name	<input type="radio"/> AYRA	<input type="radio"/>	<input type="radio"/>
Last Name	<input type="radio"/> NATTUPALLY	<input type="radio"/>	<input type="radio"/>
SSN. See instructions.	<input type="radio"/> 688420017	<input type="radio"/>	<input type="radio"/>
Dependent's relationship to you	<input type="radio"/> DAUGHTER	<input type="radio"/>	<input type="radio"/>

Total dependent exemptions ● 10 X \$446 = ● \$

11 Exemption amount: Add line 7 through line 10. Transfer this amount to line 32 ● 11 \$

12 State wages from your federal Form(s) W-2, box 16 ● 12 .00

13 Enter federal adjusted gross income from federal Form 1040 or 1040-SR, line 11 ● 13 .00

14 California adjustments – subtractions. Enter the amount from Schedule CA (540), Part I, line 27, column B. ● 14 .00

15 Subtract line 14 from line 13. If less than zero, enter the result in parentheses. See instructions 15 .00

16 California adjustments – additions. Enter the amount from Schedule CA (540), Part I, line 27, column C. ● 16 .00

17 California adjusted gross income. Combine line 15 and line 16 ● 17 .00

18 Enter the larger of {
 Your California **itemized deductions** from Schedule CA (540), Part II, line 30; **OR**
 Your California **standard deduction** shown below for your filing status:
 • Single or Married/RDP filing separately. \$5,363
 • Married/RDP filing jointly, Head of household, or Qualifying surviving spouse/RDP. \$10,726
 If Married/RDP filing separately or the box on line 6 is checked, **STOP**. See instructions. . . ● 18 .00

19 Subtract line 18 from line 17. This is your **taxable income**. If less than zero, enter -0- ● 19 .00

31 Tax. Check the box if from: Tax Table Tax Rate Schedule

● FTB 3800 ● FTB 3803 ● 31 .00

32 Exemption credits. Enter the amount from line 11. If your federal AGI is more than \$237,035, see instructions. ● 32 .00

33 Subtract line 32 from line 31. If less than zero, enter -0- ● 33 .00

34 Tax. See instructions. Check the box if from: ● Schedule G-1 ● FTB 5870A. . . ● 34 .00

35 Add line 33 and line 34. ● 35 .00

40 Nonrefundable Child and Dependent Care Expenses Credit. See instructions. ● 40 .00

43 Enter credit name code ● and amount. . . ● 43 .00

44 Enter credit name code ● and amount. . . ● 44 .00

REV 02/02/24 PRO

Your name: Your SSN or ITIN:

Special Credits	45	To claim more than two credits, see instructions. Attach Schedule P (540)	<input type="radio"/>	45	<input type="text"/>	<input type="text" value=".00"/>
	46	Nonrefundable Renter's Credit. See instructions	<input type="radio"/>	46	<input type="text"/>	<input type="text" value=".00"/>
	47	Add line 40 through line 46. These are your total credits	<input checked="" type="radio"/>	47	<input type="text" value="1582"/>	<input type="text" value=".00"/>
	48	Subtract line 47 from line 35. If less than zero, enter -0-	<input checked="" type="radio"/>	48	<input type="text" value="2925"/>	<input type="text" value=".00"/>

Other Taxes	61	Alternative Minimum Tax. Attach Schedule P (540)	<input type="radio"/>	61	<input type="text"/>	<input type="text" value=".00"/>
	62	Mental Health Services Tax. See instructions	<input type="radio"/>	62	<input type="text"/>	<input type="text" value=".00"/>
	63	Other taxes and credit recapture. See instructions	<input type="radio"/>	63	<input type="text"/>	<input type="text" value=".00"/>
	64	Add line 48, line 61, line 62, and line 63. This is your total tax.	<input type="radio"/>	64	<input type="text" value="2925"/>	<input type="text" value=".00"/>

Payments	71	California income tax withheld. See instructions	<input type="radio"/>	71	<input type="text" value="4012"/>	<input type="text" value=".00"/>
	72	2023 California estimated tax and other payments. See instructions	<input type="radio"/>	72	<input type="text"/>	<input type="text" value=".00"/>
	73	Withholding (Form 592-B and/or Form 593). See instructions	<input type="radio"/>	73	<input type="text"/>	<input type="text" value=".00"/>
	74	Excess SDI (or VPD) withheld. See instructions	<input type="radio"/>	74	<input type="text"/>	<input type="text" value=".00"/>
	75	Earned Income Tax Credit (EITC). See instructions	<input type="radio"/>	75	<input type="text"/>	<input type="text" value=".00"/>
	76	Young Child Tax Credit (YCTC). See instructions	<input type="radio"/>	76	<input type="text"/>	<input type="text" value=".00"/>
	77	Foster Youth Tax Credit (FYTC). See instructions	<input type="radio"/>	77	<input type="text"/>	<input type="text" value=".00"/>
	78	Add line 71 through line 77. These are your total payments. See instructions	<input checked="" type="radio"/>	78	<input type="text" value="4012"/>	<input type="text" value=".00"/>

Use Tax	91	Use Tax. Do not leave blank. See instructions.	<input type="radio"/>	91	<input type="text" value="0"/>	<input type="text" value=".00"/>
	If line 91 is zero, check if: <input checked="" type="radio"/> <input type="checkbox"/> No use tax is owed. <input type="radio"/> <input type="checkbox"/> You paid your use tax obligation directly to CDTFA.					

ISR Penalty	92	If you and your household had full-year health care coverage, check the box. See instructions. Medicare Part A or C coverage is qualifying health care coverage.	<input type="radio"/>	<input checked="" type="checkbox"/>
	If you did not check the box, see instructions.			
Individual Shared Responsibility (ISR) Penalty. See instructions <input type="radio"/> 92 <input type="text"/> <input type="text" value=".00"/>				

Overpaid Tax/Tax Due	93	Payments balance. If line 78 is more than line 91, subtract line 91 from line 78	<input checked="" type="radio"/>	93	<input type="text" value="4012"/>	<input type="text" value=".00"/>
	94	Use Tax balance. If line 91 is more than line 78, subtract line 78 from line 91	<input checked="" type="radio"/>	94	<input type="text"/>	<input type="text" value=".00"/>
	95	Payments after Individual Shared Responsibility Penalty. If line 93 is more than line 92, subtract line 92 from line 93.	<input checked="" type="radio"/>	95	<input type="text" value="4012"/>	<input type="text" value=".00"/>
	96	Individual Shared Responsibility Penalty Balance. If line 92 is more than line 93, subtract line 93 from line 92.	<input checked="" type="radio"/>	96	<input type="text"/>	<input type="text" value=".00"/>
	97	Overpaid tax. If line 95 is more than line 64, subtract line 64 from line 95.	<input checked="" type="radio"/>	97	<input type="text" value="1087"/>	<input type="text" value=".00"/>

Your name: Your SSN or ITIN:

Overpaid Tax/Tax Due	98 Amount of line 97 you want applied to your 2024 estimated tax ● 98	<input type="text" value="0"/>	<input type="text" value=".00"/>
	99 Overpaid tax available this year. Subtract line 98 from line 97 ● 99	<input type="text" value="1087"/>	<input type="text" value=".00"/>
	100 Tax due. If line 95 is less than line 64, subtract line 95 from line 64 ● 100	<input type="text"/>	<input type="text" value=".00"/>

		Code	Amount
Contributions	California Seniors Special Fund. See instructions ●	400	<input type="text" value=".00"/>
	Alzheimer's Disease and Related Dementia Voluntary Tax Contribution Fund ●	401	<input type="text" value=".00"/>
	Rare and Endangered Species Preservation Voluntary Tax Contribution Program ●	403	<input type="text" value=".00"/>
	California Breast Cancer Research Voluntary Tax Contribution Fund ●	405	<input type="text" value=".00"/>
	California Firefighters' Memorial Voluntary Tax Contribution Fund ●	406	<input type="text" value=".00"/>
	Emergency Food for Families Voluntary Tax Contribution Fund ●	407	<input type="text" value=".00"/>
	California Peace Officer Memorial Foundation Voluntary Tax Contribution Fund ●	408	<input type="text" value=".00"/>
	California Sea Otter Voluntary Tax Contribution Fund ●	410	<input type="text" value=".00"/>
	California Cancer Research Voluntary Tax Contribution Fund ●	413	<input type="text" value=".00"/>
	School Supplies for Homeless Children Voluntary Tax Contribution Fund ●	422	<input type="text" value=".00"/>
	State Parks Protection Fund/Parks Pass Purchase ●	423	<input type="text" value=".00"/>
	Protect Our Coast and Oceans Voluntary Tax Contribution Fund ●	424	<input type="text" value=".00"/>
	Keep Arts in Schools Voluntary Tax Contribution Fund ●	425	<input type="text" value=".00"/>
	California Senior Citizen Advocacy Voluntary Tax Contribution Fund ●	438	<input type="text" value=".00"/>
	Native California Wildlife Rehabilitation Voluntary Tax Contribution Fund ●	439	<input type="text" value=".00"/>
	Rape Kit Backlog Voluntary Tax Contribution Fund ●	440	<input type="text" value=".00"/>
	Suicide Prevention Voluntary Tax Contribution Fund ●	444	<input type="text" value=".00"/>
Mental Health Crisis Prevention Voluntary Tax Contribution Fund ●	445	<input type="text" value=".00"/>	
110 Add amounts in code 400 through code 445. This is your total contribution ● 110		<input type="text" value=".00"/>	

REV 02/02/24 PRO

Your name: Your SSN or ITIN:

Amount You Owe 111 **AMOUNT YOU OWE.** If you do not have an amount on line 99, add line 94, line 96, line 100, and line 110. See instructions. **Do not send cash.**
Mail to: **FRANCHISE TAX BOARD, PO BOX 942867, SACRAMENTO CA 94267-0001** ● 111 .00
Pay Online – Go to **ftb.ca.gov/pay** for more information.

Interest and Penalties 112 Interest, late return penalties, and late payment penalties 112 .00
113 Underpayment of estimated tax.
Check the box: ● **FTB 5805 attached** ● **FTB 5805F attached** ● 113 .00
114 Total amount due. See instructions. Enclose, but **do not** staple, any payment 114 .00

115 **REFUND OR NO AMOUNT DUE.** Subtract the sum of line 110, line 112, and line 113 from line 99. See instructions.
Mail to: **FRANCHISE TAX BOARD, PO BOX 942840, SACRAMENTO CA 94240-0001** ● 115 .00

Refund and Direct Deposit
Fill in the information to authorize direct deposit of your refund into one or two accounts. **Do not** attach a voided check or a deposit slip.
See instructions. **Have you verified the routing and account numbers?** Use whole dollars only.
All or the following amount of my refund (line 115) is authorized for direct deposit into the account shown below:
● Type
● Routing number Checking ● Account number ● 116 Direct deposit amount .00
 Savings
The remaining amount of my refund (line 115) is authorized for direct deposit into the account shown below:
● Type
● Routing number Checking ● Account number ● 117 Direct deposit amount .00
 Savings

Voter Info.
For voter registration information, check the box and go to **sos.ca.gov/elections**. See instructions

Health Care Coverage Info.
Do you want information on no-cost or low-cost health care coverage? By checking the "Yes" box, you authorize the FTB to share limited information from your tax return with Covered California. See instructions ● Yes No

Sign your tax return on Side 6

Your name: Your SSN or ITIN:

IMPORTANT: See the instructions to find out if you should attach a copy of your complete federal tax return.

Our privacy notice can be found in annual tax booklets or online. Go to ftb.ca.gov/privacy to learn about our privacy policy statement, or go to ftb.ca.gov/forms and search for 1131 to locate FTB 1131 EN-SP, Franchise Tax Board Privacy Notice on Collection. To request this notice by mail, call 800.338.0505 and enter form code 948 when instructed.

Under penalties of perjury, I declare that I have examined this tax return, including accompanying schedules and statements, and to the best of my knowledge and belief, it is true, correct, and complete.

Your signature: Date: Spouse's/RDP's signature (if a joint tax return, both must sign):

Your email address. Enter only one email address.
 Preferred phone number

Sign Here

It is unlawful to forge a spouse's/RDP's signature.

Joint tax return? See instructions.

Paid preparer's signature (**declaration of preparer is based on all information of which preparer has any knowledge**)

Firm's name (or yours, if self-employed) PTIN

Firm's address Firm's FEIN

Do you want to allow another person to discuss this tax return with us? See instructions. Yes No

Print Third Party Designee's Name Telephone Number

REV 02/02/24 PRO

2023 California Adjustments — Residents

CA (540)

Important: Attach this schedule behind Form 540, Side 6 as a supporting California schedule.

Name(s) as shown on tax return AJAY KUMAR REDDY NATTUPALLY	SSN or ITIN 712407151
---	--------------------------

Part I Income Adjustment Schedule	A Federal Amounts (taxable amounts from your federal tax return)	B Subtractions See instructions	C Additions See instructions
--	--	---	--

Section A – Income from federal Form 1040 or 1040-SR			
1 a Total amount from federal Form(s) W-2, box 1. See instructions 1a	<input checked="" type="radio"/> 132799	<input checked="" type="radio"/>	<input checked="" type="radio"/>
b Household employee wages not reported on federal Form(s) W-2 1b	<input checked="" type="radio"/>	<input checked="" type="radio"/>	<input checked="" type="radio"/>
c Tip income not reported on line 1a 1c	<input checked="" type="radio"/>	<input checked="" type="radio"/>	<input checked="" type="radio"/>
d Medicaid waiver payments not reported on federal Form(s) W-2. See instructions 1d	<input checked="" type="radio"/>	<input checked="" type="radio"/>	<input checked="" type="radio"/>
e Taxable dependent care benefits from federal Form 2441, line 26 1e	<input checked="" type="radio"/>	<input checked="" type="radio"/>	<input checked="" type="radio"/>
f Employer-provided adoption benefits from federal Form 8839, line 29 1f	<input checked="" type="radio"/>	<input checked="" type="radio"/>	<input checked="" type="radio"/>
g Wages from federal Form 8919, line 6. 1g	<input checked="" type="radio"/>	<input checked="" type="radio"/>	<input checked="" type="radio"/>
h Other earned income. See instructions 1h	<input checked="" type="radio"/> 0	<input checked="" type="radio"/>	<input checked="" type="radio"/>
i Nontaxable combat pay election. See instructions. 1i			<input checked="" type="radio"/>
z Add line 1a through line 1i. 1z	<input checked="" type="radio"/> 132799	<input checked="" type="radio"/>	<input checked="" type="radio"/>
2 Taxable interest. a <input checked="" type="radio"/> 2b <input checked="" type="radio"/>	49	<input checked="" type="radio"/>	<input checked="" type="radio"/>
3 Ordinary dividends. See instructions. a <input checked="" type="radio"/> 3b <input checked="" type="radio"/>		<input checked="" type="radio"/>	<input checked="" type="radio"/>
4 IRA distributions. See instructions. a <input checked="" type="radio"/> 4b <input checked="" type="radio"/>		<input checked="" type="radio"/>	<input checked="" type="radio"/>
5 Pensions and annuities. See instructions. a <input checked="" type="radio"/> 5b <input checked="" type="radio"/>		<input checked="" type="radio"/>	<input checked="" type="radio"/>
6 Social security benefits. a <input checked="" type="radio"/> 6b <input checked="" type="radio"/>		<input checked="" type="radio"/>	
7 Capital gain or (loss). See instructions 7	<input checked="" type="radio"/> -3000	<input checked="" type="radio"/>	<input checked="" type="radio"/>

Section B – Additional Income from federal Schedule 1 (Form 1040)			
--	--	--	--

1 Taxable refunds, credits, or offsets of state and local income taxes 1	<input checked="" type="radio"/> 0	<input checked="" type="radio"/> 0	
2 a Alimony received. See instructions. 2a	<input checked="" type="radio"/>		<input checked="" type="radio"/>
3 Business income or (loss). See instructions. . . . 3	<input checked="" type="radio"/> 3258	<input checked="" type="radio"/>	<input checked="" type="radio"/>
4 Other gains or (losses) 4	<input checked="" type="radio"/>	<input checked="" type="radio"/>	<input checked="" type="radio"/>
5 Rental real estate, royalties, partnerships, S corporations, trusts, etc. 5	<input checked="" type="radio"/> -10860	<input checked="" type="radio"/>	<input checked="" type="radio"/>
6 Farm income or (loss) 6	<input checked="" type="radio"/>	<input checked="" type="radio"/>	<input checked="" type="radio"/>
7 Unemployment compensation 7	<input checked="" type="radio"/>	<input checked="" type="radio"/>	

Section B – Additional Income Continued	A Federal Amounts (taxable amounts from your federal tax return)	B Subtractions See instructions	C Additions See instructions
8 Other income:			
a Federal net operating loss 8a	<input type="radio"/> ()		<input type="radio"/>
b Gambling 8b	<input type="radio"/>	<input type="radio"/>	
c Cancellation of debt 8c	<input type="radio"/>	<input type="radio"/>	<input type="radio"/>
d Foreign earned income exclusion from federal Form 2555 8d	<input type="radio"/> ()		<input type="radio"/>
e Income from federal Form 8853 8e	<input type="radio"/>		<input type="radio"/>
f Income from federal Form 8889. 8f	<input type="radio"/>	<input type="radio"/>	
g Alaska Permanent Fund dividends 8g	<input type="radio"/>		
h Jury duty pay 8h	<input type="radio"/>		
i Prizes and awards 8i	<input type="radio"/>		
j Activity not engaged in for profit income 8j	<input type="radio"/>		
k Stock options 8k	<input type="radio"/>		<input type="radio"/>
l Income from the rental of personal property if you engaged in the rental for profit but were not in the business of renting such property . . 8l	<input type="radio"/>		
m Olympic and Paralympic medals and USOC prize money 8m	<input type="radio"/>		
n IRC Section 951(a) inclusion 8n	<input type="radio"/>	<input type="radio"/>	
o IRC Section 951A(a) inclusion 8o	<input type="radio"/>	<input type="radio"/>	
p IRC Section 461(l) excess business loss adjustment 8p	<input type="radio"/>	<input type="radio"/>	<input type="radio"/>
q Taxable distributions from an ABLÉ account . . 8q	<input type="radio"/>		
r Scholarship and fellowship grants not reported on federal Form(s) W-2 8r	<input type="radio"/>		
s Nontaxable amount of Medicaid waiver payments included on federal Form 1040, line 1a or line 1d. . 8s	<input type="radio"/> ()		
t Pension or annuity from a nonqualified deferred compensation plan or a nongovernmental IRC Section 457 plan 8t	<input type="radio"/>		
u Wages earned while incarcerated. 8u	<input type="radio"/>		
z Other income. List type and amount.			
<input checked="" type="radio"/> OTHER INCOME FROM BOX 3 OF 1099-MISC 8z	<input type="radio"/> 1	<input type="radio"/>	<input type="radio"/>

REV 02/02/24 PRO

Section B – Additional Income Continued	A Federal Amounts (taxable amounts from your federal tax return)	B Subtractions See instructions	C Additions See instructions
9 a Total other income. Add lines 8a through 8z. 9a	1		
b1 Disaster loss deduction from form FTB 3805V. 9b1			
b2 NOL deduction from form FTB 3805V 9b2			
b3 NOL deduction from form FTB 3805Z, 3807, or 3809 9b3			
10 Total. Combine Section A, line 1z through line 7, and Section B, line 1 through line 7, and line 9a in column A and column C. Add Section A, line 1z through line 7, and Section B, line 1 through line 7, line 9a, and line 9b1 through line 9b3 in column B (as applicable). See instructions. 10	122247	0	

Section C – Adjustments to Income
from federal Schedule 1 (Form 1040)

11 Educator expenses 11			
12 Certain business expenses of reservists, performing artists, and fee-basis government officials. 12			
13 Health savings account deduction 13			
14 Moving expenses. Attach form FTB 3913. See instructions 14			
15 Deductible part of self-employment tax. See instructions. 15	230		
16 Self-employed SEP, SIMPLE, and qualified plans. 16			
17 Self-employed health insurance deduction. See instructions. 17			
18 Penalty on early withdrawal of savings 18			
19 a Alimony paid. 19a			
b Recipient's: SSN <input type="radio"/> _____ Last Name <input type="radio"/> _____			
20 IRA deduction 20			
21 Student loan interest deduction 21			
22 Reserved for future use. 22			
23 Archer MSA deduction. 23			

REV 02/02/24 PRO

Section C – Adjustments to Income Continued		A Federal Amounts (taxable amounts from your federal tax return)	B Subtractions See instructions	C Additions See instructions
24	Other adjustments:			
a	Jury duty pay 24a	<input checked="" type="radio"/>		
b	Deductible expenses related to income reported on line 8l from the rental of personal property engaged in for profit. 24b	<input checked="" type="radio"/>	<input checked="" type="radio"/>	<input checked="" type="radio"/>
c	Nontaxable amount of the value of Olympic and Paralympic medals and USOC prize money reported on line 8m 24c	<input checked="" type="radio"/>	<input checked="" type="radio"/>	
d	Reforestation amortization and expenses. 24d	<input checked="" type="radio"/>	<input checked="" type="radio"/>	
e	Repayment of supplemental unemployment benefits under the federal Trade Act of 1974 24e	<input checked="" type="radio"/>		
f	Contributions to IRC Section 501(c)(18)(D) pension plans 24f	<input checked="" type="radio"/>	<input checked="" type="radio"/>	<input checked="" type="radio"/>
g	Contributions by certain chaplains to IRC Section 403(b) plans 24g	<input checked="" type="radio"/>	<input checked="" type="radio"/>	<input checked="" type="radio"/>
h	Attorney fees and court costs for actions involving certain unlawful discrimination claims 24h	<input checked="" type="radio"/>		
i	Attorney fees and court costs you paid in connection with an award from the IRS for information you provided that helped the IRS detect tax law violations. 24i	<input checked="" type="radio"/>	<input checked="" type="radio"/>	
j	Housing deduction from federal Form 2555 24j	<input checked="" type="radio"/>	<input checked="" type="radio"/>	
k	Excess deductions of IRC Section 67(e) expenses from federal Schedule K-1 (Form 1041) 24k	<input checked="" type="radio"/>		
z	Other adjustments. List type and amount. <input checked="" type="radio"/> _____ 24z	<input checked="" type="radio"/>	<input checked="" type="radio"/>	<input checked="" type="radio"/>
25	Total other adjustments. Add line 24a through line 24z 25	<input checked="" type="radio"/>	<input checked="" type="radio"/>	<input checked="" type="radio"/>
26	Add line 11 through line 23 and line 25 in columns A, B, and C. See instructions 26	<input checked="" type="radio"/>	230 <input checked="" type="radio"/>	<input checked="" type="radio"/>
27	Total. Subtract line 26 from line 10 in columns A, B, and C. See instructions 27	<input checked="" type="radio"/>	122017 <input checked="" type="radio"/>	0 <input checked="" type="radio"/>

REV 02/02/24 PRO

Part II Adjustments to Federal Itemized Deductions

Check the box if you did NOT itemize for federal but will itemize for California

	A Federal Amounts (from federal Schedule A (Form 1040))	B Subtractions See instructions	C Additions See instructions
Medical and Dental Expenses See instructions.			
1 Medical and dental expenses <input checked="" type="radio"/> _____ 1			
2 Enter amount from federal Form 1040 or 1040-SR, line 11.. <input checked="" type="radio"/> 122017 2			
3 Multiply line 2 by 7.5% (0.075) <input checked="" type="radio"/> 9151 3			
4 Subtract line 3 from line 1. If line 3 is more than line 1, enter 0 4 <input checked="" type="radio"/>			<input checked="" type="radio"/>
Taxes You Paid			
5 a State and local income tax or general sales taxes. .5a <input checked="" type="radio"/> 8823 <input checked="" type="radio"/> 8823	8823	8823	
b State and local real estate taxes5b <input checked="" type="radio"/>			
c State and local personal property taxes5c <input checked="" type="radio"/>			
d Add line 5a through line 5c.5d <input checked="" type="radio"/> 8823	8823		
e Enter the smaller of line 5d or \$10,000 (\$5,000 if married filing separately) in column A. Enter the amount from line 5a, column B in line 5e, column B. Enter the difference from line 5d and line 5e, column A in line 5e, column C5e <input checked="" type="radio"/> 8823 <input checked="" type="radio"/> 8823 <input checked="" type="radio"/> 0	8823	8823	0
6 Other taxes. List type <input checked="" type="radio"/> _____ 6 <input checked="" type="radio"/>			<input checked="" type="radio"/>
7 Add line 5e and line 6. 7 <input checked="" type="radio"/> 8823 <input checked="" type="radio"/> 8823 <input checked="" type="radio"/> 0	8823	8823	0
Interest You Paid			
8 a Home mortgage interest and points reported to you on federal Form 10988a <input checked="" type="radio"/>			<input checked="" type="radio"/>
b Home mortgage interest not reported to you on federal Form 10988b <input checked="" type="radio"/>			<input checked="" type="radio"/>
c Points not reported to you on federal Form 1098. .8c <input checked="" type="radio"/>			<input checked="" type="radio"/>
d Reserved for future use8d			
e Add line 8a through line 8c.8e <input checked="" type="radio"/>		<input checked="" type="radio"/>	<input checked="" type="radio"/>
9 Investment interest. 9 <input checked="" type="radio"/>		<input checked="" type="radio"/>	<input checked="" type="radio"/>
10 Add line 8e and line 9. 10 <input checked="" type="radio"/>		<input checked="" type="radio"/>	<input checked="" type="radio"/>

REV 02/02/24 PRO

Part II Adjustments to Federal Itemized Deductions Continued	A Federal Amounts (from federal Schedule A (Form 1040))	B Subtractions See instructions	C Additions See instructions
Gifts to Charity			
11 Gifts by cash or check. 11	<input checked="" type="radio"/>	<input checked="" type="radio"/>	<input checked="" type="radio"/>
12 Other than by cash or check. 12	<input checked="" type="radio"/>	<input checked="" type="radio"/>	<input checked="" type="radio"/>
13 Carryover from prior year. 13	<input checked="" type="radio"/>	<input checked="" type="radio"/>	<input checked="" type="radio"/>
14 Add line 11 through line 13 14	<input checked="" type="radio"/>	<input checked="" type="radio"/>	<input checked="" type="radio"/>
Casualty and Theft Losses			
15 Casualty or theft loss(es) (other than net qualified disaster losses). Attach federal Form 4684. See instructions . . 15	<input checked="" type="radio"/>	<input checked="" type="radio"/>	<input checked="" type="radio"/>
Other Itemized Deductions			
16 Other—from list in federal instructions. 16	<input checked="" type="radio"/>	<input checked="" type="radio"/>	<input checked="" type="radio"/>
17 Add lines 4, 7, 10, 14, 15, and 16 in columns A, B, and C. 17	<input checked="" type="radio"/> 8823	<input checked="" type="radio"/> 8823	<input checked="" type="radio"/> 0
18 Total. Combine line 17 column A less column B plus column C	<input checked="" type="radio"/>	<input checked="" type="radio"/>	<input checked="" type="radio"/> 18 0
Job Expenses and Certain Miscellaneous Deductions			
19 Unreimbursed employee expenses: job travel, union dues, job education, etc. Attach federal Form 2106 if required. See instructions	<input checked="" type="radio"/>	<input checked="" type="radio"/>	<input checked="" type="radio"/> 19
20 Tax preparation fees	<input checked="" type="radio"/>	<input checked="" type="radio"/>	<input checked="" type="radio"/> 20
21 Other expenses: investment, safe deposit box, etc. List type.	<input checked="" type="radio"/>	<input checked="" type="radio"/>	<input checked="" type="radio"/> 21 0
22 Add line 19 through line 21	<input checked="" type="radio"/>	<input checked="" type="radio"/>	<input checked="" type="radio"/> 22 0
23 Enter amount from federal Form 1040 or 1040-SR, line 11	<input checked="" type="radio"/> 122017	<input checked="" type="radio"/>	<input checked="" type="radio"/>
24 Multiply line 23 by 2% (0.02). If less than zero, enter 0.	<input checked="" type="radio"/>	<input checked="" type="radio"/>	<input checked="" type="radio"/> 24 2440
25 Subtract line 24 from line 22. If line 24 is more than line 22, enter 0.	<input checked="" type="radio"/>	<input checked="" type="radio"/>	<input checked="" type="radio"/> 25 0
26 Total Itemized Deductions. Add line 18 and line 25	<input checked="" type="radio"/>	<input checked="" type="radio"/>	<input checked="" type="radio"/> 26 0
27 Other adjustments. See instructions. Specify.	<input checked="" type="radio"/>	<input checked="" type="radio"/>	<input checked="" type="radio"/> 27
28 Combine line 26 and line 27.	<input checked="" type="radio"/>	<input checked="" type="radio"/>	<input checked="" type="radio"/> 28 0
29 Is your federal AGI (Form 540, line 13) more than the amount shown below for your filing status?			
Single or married/RDP filing separately			\$237,035
Head of household			\$355,558
Married/RDP filing jointly or qualifying surviving spouse/RDP.			\$474,075
No. Transfer the amount on line 28 to line 29.			
Yes. Complete the Itemized Deductions Worksheet in the instructions for Schedule CA (540), line 29	<input checked="" type="radio"/>	<input checked="" type="radio"/>	<input checked="" type="radio"/> 29 0
30 Enter the larger of the amount on line 29 or your standard deduction shown below:			
Single or married/RDP filing separately. See instructions			\$5,363
Married/RDP filing jointly, head of household, or qualifying surviving spouse/RDP			\$10,726
Transfer the amount on line 30 to Form 540, line 18.	<input checked="" type="radio"/>	<input checked="" type="radio"/>	<input checked="" type="radio"/> 30 10726

2023

California Capital Gain or Loss Adjustment

Do not complete this schedule if all of your California gains (losses) are the same as your federal gains (losses).

D (540)

Name(s) as shown on return

AJAY KUMAR REDDY NATTUPALLY

SSN or ITIN

712407151

	(a) Description of property Example: 100 shares of "Z" Co.	(b) Sales price	(c) Cost or other basis	(d) Loss If (c) is more than (b), subtract (b) from (c)	(e) Gain If (b) is more than (c), subtract (c) from (b)
1					
a	<input type="radio"/> ROBINHOOD SECURITIES LLC	<input type="radio"/> 296262	<input type="radio"/> 421012	<input type="radio"/> 124750	<input type="radio"/>
b	<input type="radio"/> ROBINHOOD CRYPTO LLC	<input type="radio"/> 1907	<input type="radio"/> 1952	<input type="radio"/> 45	<input type="radio"/>
c	<input type="radio"/> ROBINHOOD SECURITIES LLC	<input type="radio"/> 93	<input type="radio"/> 261	<input type="radio"/> 168	<input type="radio"/>
d	<input type="radio"/> ROBINHOOD CRYPTO LLC	<input type="radio"/> 26	<input type="radio"/> 48	<input type="radio"/> 22	<input type="radio"/>
e	<input type="radio"/>	<input type="radio"/>	<input type="radio"/>	<input type="radio"/>	<input type="radio"/>
f	<input type="radio"/>	<input type="radio"/>	<input type="radio"/>	<input type="radio"/>	<input type="radio"/>
g	<input type="radio"/>	<input type="radio"/>	<input type="radio"/>	<input type="radio"/>	<input type="radio"/>
h	<input type="radio"/>	<input type="radio"/>	<input type="radio"/>	<input type="radio"/>	<input type="radio"/>
i	<input type="radio"/>	<input type="radio"/>	<input type="radio"/>	<input type="radio"/>	<input type="radio"/>
j	<input type="radio"/>	<input type="radio"/>	<input type="radio"/>	<input type="radio"/>	<input type="radio"/>
k	<input type="radio"/>	<input type="radio"/>	<input type="radio"/>	<input type="radio"/>	<input type="radio"/>
l	<input type="radio"/>	<input type="radio"/>	<input type="radio"/>	<input type="radio"/>	<input type="radio"/>
m	<input type="radio"/>	<input type="radio"/>	<input type="radio"/>	<input type="radio"/>	<input type="radio"/>
n	<input type="radio"/>	<input type="radio"/>	<input type="radio"/>	<input type="radio"/>	<input type="radio"/>
o	<input type="radio"/>	<input type="radio"/>	<input type="radio"/>	<input type="radio"/>	<input type="radio"/>
p	<input type="radio"/>	<input type="radio"/>	<input type="radio"/>	<input type="radio"/>	<input type="radio"/>
q	<input type="radio"/>	<input type="radio"/>	<input type="radio"/>	<input type="radio"/>	<input type="radio"/>
r	<input type="radio"/>	<input type="radio"/>	<input type="radio"/>	<input type="radio"/>	<input type="radio"/>
s	<input type="radio"/>	<input type="radio"/>	<input type="radio"/>	<input type="radio"/>	<input type="radio"/>
t	<input type="radio"/>	<input type="radio"/>	<input type="radio"/>	<input type="radio"/>	<input type="radio"/>
u	<input type="radio"/>	<input type="radio"/>	<input type="radio"/>	<input type="radio"/>	<input type="radio"/>
v	<input type="radio"/>	<input type="radio"/>	<input type="radio"/>	<input type="radio"/>	<input type="radio"/>

2 Net gain or (loss) shown on California Schedule(s) K-1 (100S, 541, 565, and 568) **2**

3 Capital gain distributions (federal Form 1099-DIV, box 2a) **3** _____

4 Total 2023 gains from all sources. Add column (e) amounts of line 1, line 2, and line 3 **4** _____

5 2023 loss. Add column (d) amounts of line 1 and line 2. **5** (124985)

6 California capital loss carryover from 2022, if any. See instructions. **6** (76375)

7 Total 2023 loss. Add line 5 and line 6 **7** (201360)

REV 02/02/24 PRO

2023 Other State Tax Credit

S

Attach to Form 540, Form 540NR, or Form 541.

Name(s) as shown on your California tax return AJAY KUMAR REDDY NATTUPALLY	SSN, ITIN, or FEIN 712407151
---	---------------------------------

Part I Double-Taxed Income (Read specific line instructions for Part I before completing.)

(a) Income item(s) description	(b) Double-taxed income taxable by California	(c) Double-taxed income taxable by other state
<input checked="" type="radio"/> WAGES, SALARIES, TIPS	<input checked="" type="radio"/> 80769	<input checked="" type="radio"/> 80769
<input type="radio"/>	<input type="radio"/>	<input type="radio"/>
<input type="radio"/>	<input type="radio"/>	<input type="radio"/>
1 Total double-taxed income	<input checked="" type="radio"/> 80769	<input checked="" type="radio"/> 80769

Part II Figure Your Other State Tax Credit (Read specific line instructions for Part II before completing.)

2 California tax liability. See instructions	<input checked="" type="radio"/> 2	4507	00
3 Double-taxed income taxable by California. Enter the amount from Part I, line 1, column (b)	<input checked="" type="radio"/> 3	80769	00
4 California adjusted gross income. See instructions	<input checked="" type="radio"/> 4	122017	00
5 Divide line 3 by line 4. Do not enter more than 1.0000.	<input checked="" type="radio"/> 5	0.6619	
6 Multiply line 2 by line 5.	<input checked="" type="radio"/> 6	2983	00
7 Income tax liability paid to other state (use state's abbreviation) <input checked="" type="radio"/> NJ See instructions	<input checked="" type="radio"/> 7	1582	00
8 Double-taxed income taxable by other state. Enter the amount from Part I, line 1, column (c)	<input checked="" type="radio"/> 8	80769	00
9 Adjusted gross income taxable by other state. See instructions	<input checked="" type="radio"/> 9	80769	00
10 Divide line 8 by line 9. Do not enter more than 1.0000.	<input checked="" type="radio"/> 10	1.0000	
11 Multiply line 7 by line 10.	<input checked="" type="radio"/> 11	1582	00
12 Other state tax credit. Enter the smaller of line 6 or line 11. Use credit code 187 . See instructions	<input checked="" type="radio"/> 12	1582	00

REV 02/02/24 PRO

2023 Head of Household Filing Status Schedule

3532

Attach to your California Form 540, Form 540NR, or Form 540 2EZ.

Name(s) as shown on tax return

SSN or ITIN

AJAY KUMAR REDDY NATTUPALLY

712407151

Part I Marital Status

1 Check one box below to identify your marital status. See instructions.

- a Not legally married/RDP during 2023 1a
- b Surviving spouse/RDP (my spouse/RDP died before 01/01/2023) 1b
- c Marriage/RDP was annulled. 1c
- d Received final decree of divorce, legal separation, dissolution, or termination of marriage/RDP by 12/31/2023. 1d
- e Legally married/RDP and did not live with spouse/RDP during 2023. 1e
- f Legally married/RDP and lived with spouse/RDP during 2023. List the beginning and ending dates for each period when you lived together 1f

(mm/dd/yyyy) (mm/dd/yyyy) (mm/dd/yyyy) (mm/dd/yyyy)

From: To: From: To:

Part II Qualifying Person

2 Check one box below to identify the relationship of the person that qualifies you for the head of household filing status. See instructions.

- a Son, daughter, stepson, or stepdaughter 2a
- b Grandchild, brother, sister, half brother, half sister, stepbrother, stepsister, nephew, or niece 2b
- c Eligible foster child 2c
- d Father, mother, stepfather, or stepmother 2d
- e Grandfather, grandmother, son-in-law, daughter-in-law, father-in-law, mother-in-law, brother-in-law, sister-in-law, uncle, or aunt 2e

Part III Qualifying Person Information

3 Information about your qualifying person. See instructions.

First Name AYRA

Last Name NATTUPALLY

SSN 65 6232656

DOB (mm/dd/yyyy) If your qualifying person is age 19 or older in 2023, go to line 3a. If not, go to line 4. 05/26/2023

a Was your qualifying person a full time student under age 24 in 2023? 3a Yes No

b Was your qualifying person permanently and totally disabled in 2023? 3b Yes No

4 Enter qualifying person's gross income in 2023. See instructions.

5 Number of days your qualifying person lived with you during 2023. See instructions.

When calculating the total number of days your qualifying person lived with you, you may include any days your qualifying person was temporarily absent from your home. For example, illness, education, business, vacations, military service, and incarceration. In the event of a birth or death of your qualifying person during the year, enter 365 days. See instructions.