

For the year Jan. 1–Dec. 31, 2023, or other tax year beginning , 2023, ending , 20 See separate instructions.

Personal information section including name, social security numbers, and address.

Filing Status section with checkboxes for Single, Married filing jointly, etc.

Digital Assets section with Yes/No options.

Standard Deduction section with checkboxes for dependent status.

Age/Blindness section with checkboxes for age and blindness.

Table for Dependents with columns for name, social security number, relationship, and tax credits.

Main income table with columns for income type (1a-15) and amounts.

Attach Sch. B if required.

Standard Deduction for... Single or Married filing separately, \$13,850...

Tax and Credits	16	Tax (see instructions). Check if any from Form(s): 1 <input type="checkbox"/> 8814 2 <input type="checkbox"/> 4972 3 <input type="checkbox"/> _____	16	60,576.
	17	Amount from Schedule 2, line 3	17	
	18	Add lines 16 and 17	18	60,576.
	19	Child tax credit or credit for other dependents from Schedule 8812	19	
	20	Amount from Schedule 3, line 8	20	
	21	Add lines 19 and 20	21	
	22	Subtract line 21 from line 18. If zero or less, enter -0-	22	60,576.
	23	Other taxes, including self-employment tax, from Schedule 2, line 21	23	1,162.
	24	Add lines 22 and 23. This is your total tax	24	61,738.

Payments	25	Federal income tax withheld from:		
	a	Form(s) W-2	25a	75,956.
	b	Form(s) 1099	25b	
	c	Other forms (see instructions)	25c	821.
	d	Add lines 25a through 25c	25d	76,777.
	26	2023 estimated tax payments and amount applied from 2022 return	26	
	27	Earned income credit (EIC) <input type="checkbox"/> NO	27	
	28	Additional child tax credit from Schedule 8812	28	
	29	American opportunity credit from Form 8863, line 8	29	
	30	Reserved for future use	30	
	31	Amount from Schedule 3, line 15	31	
	32	Add lines 27, 28, 29, and 31. These are your total other payments and refundable credits	32	
	33	Add lines 25d, 26, and 32. These are your total payments	33	76,777.

Refund	34	If line 33 is more than line 24, subtract line 24 from line 33. This is the amount you overpaid	34	15,039.
	35a	Amount of line 34 you want refunded to you . If Form 8888 is attached, check here <input type="checkbox"/>	35a	15,039.
Direct deposit? See instructions.	b	Routing number 1 1 1 9 0 0 6 5 9 c Type: <input checked="" type="checkbox"/> Checking <input type="checkbox"/> Savings		
	d	Account number 1 0 9 2 7 8 5 0 1 1		
	36	Amount of line 34 you want applied to your 2024 estimated tax	36	

Amount You Owe	37	Subtract line 33 from line 24. This is the amount you owe . For details on how to pay, go to www.irs.gov/Payments or see instructions	37	
	38	Estimated tax penalty (see instructions)	38	

Third Party Designee Do you want to allow another person to discuss this return with the IRS? See instructions **Yes**. Complete below. **No**

Designee's name _____ Phone no. _____ Personal identification number (PIN) _____

Sign Here Under penalties of perjury, I declare that I have examined this return and accompanying schedules and statements, and to the best of my knowledge and belief, they are true, correct, and complete. Declaration of preparer (other than taxpayer) is based on all information of which preparer has any knowledge.

Your signature	Date	Your occupation APPLICATION DEVELOPER	If the IRS sent you an Identity Protection PIN, enter it here (see inst.)
Spouse's signature. If a joint return, both must sign.	Date	Spouse's occupation QA ENGINEER	If the IRS sent your spouse an Identity Protection PIN, enter it here (see inst.)
Phone no. (954) 224-4798	Email address SHARANTEJK@GMAIL.COM		

Paid Preparer Use Only

Preparer's name SYAM PRIYA RAM SAGAR GUPTA TALLAM	Preparer's signature SYAM PRIYA RAM SAGAR GUPTA TALLAM	Date 03/05/2024	PTIN P02082703	Check if: <input type="checkbox"/> Self-employed
Firm's name GLOBAL TAXES LLC	Firm's address 245 ROONEY CT E BRUNSWICK NJ 08816			Phone no. (678) 965-9522
				Firm's EIN 84-3171965

**SCHEDULE 1
(Form 1040)**

Department of the Treasury
Internal Revenue Service

Additional Income and Adjustments to Income

Attach to Form 1040, 1040-SR, or 1040-NR.

Go to www.irs.gov/Form1040 for instructions and the latest information.

OMB No. 1545-0074

2023
Attachment
Sequence No. **01**

Name(s) shown on Form 1040, 1040-SR, or 1040-NR

SHARAN TEJ KODUMURU & SAI SUDHA REDDY TIPPIREDDY

Your social security number

808-84-4544

Part I Additional Income

1	Taxable refunds, credits, or offsets of state and local income taxes	1	0.
2a	Alimony received	2a	
b	Date of original divorce or separation agreement (see instructions): _____		
3	Business income or (loss). Attach Schedule C	3	-10,250.
4	Other gains or (losses). Attach Form 4797	4	
5	Rental real estate, royalties, partnerships, S corporations, trusts, etc. Attach Schedule E	5	0.
6	Farm income or (loss). Attach Schedule F	6	
7	Unemployment compensation	7	
8	Other income:		
a	Net operating loss	8a	()
b	Gambling	8b	
c	Cancellation of debt	8c	
d	Foreign earned income exclusion from Form 2555	8d	()
e	Income from Form 8853	8e	
f	Income from Form 8889	8f	
g	Alaska Permanent Fund dividends	8g	
h	Jury duty pay	8h	
i	Prizes and awards	8i	
j	Activity not engaged in for profit income	8j	
k	Stock options	8k	
l	Income from the rental of personal property if you engaged in the rental for profit but were not in the business of renting such property	8l	
m	Olympic and Paralympic medals and USOC prize money (see instructions)	8m	
n	Section 951(a) inclusion (see instructions)	8n	
o	Section 951A(a) inclusion (see instructions)	8o	
p	Section 461(l) excess business loss adjustment	8p	
q	Taxable distributions from an ABLE account (see instructions)	8q	
r	Scholarship and fellowship grants not reported on Form W-2	8r	
s	Nontaxable amount of Medicaid waiver payments included on Form 1040, line 1a or 1d	8s	()
t	Pension or annuity from a nonqualified deferred compensation plan or a nongovernmental section 457 plan	8t	
u	Wages earned while incarcerated	8u	
z	Other income. List type and amount: _____	8z	
9	Total other income. Add lines 8a through 8z	9	
10	Combine lines 1 through 7 and 9. This is your additional income . Enter here and on Form 1040, 1040-SR, or 1040-NR, line 8	10	-10,250.

For Paperwork Reduction Act Notice, see your tax return instructions.

Schedule 1 (Form 1040) 2023

Part II Adjustments to Income

11	Educator expenses		11
12	Certain business expenses of reservists, performing artists, and fee-basis government officials. Attach Form 2106		12
13	Health savings account deduction. Attach Form 8889		13
14	Moving expenses for members of the Armed Forces. Attach Form 3903		14
15	Deductible part of self-employment tax. Attach Schedule SE		15
16	Self-employed SEP, SIMPLE, and qualified plans		16
17	Self-employed health insurance deduction		17
18	Penalty on early withdrawal of savings		18
19a	Alimony paid		19a
b	Recipient's SSN		
c	Date of original divorce or separation agreement (see instructions): _____		
20	IRA deduction		20
21	Student loan interest deduction		21
22	Reserved for future use		22
23	Archer MSA deduction		23
24	Other adjustments:		
a	Jury duty pay (see instructions)	24a	
b	Deductible expenses related to income reported on line 8l from the rental of personal property engaged in for profit	24b	
c	Nontaxable amount of the value of Olympic and Paralympic medals and USOC prize money reported on line 8m	24c	
d	Reforestation amortization and expenses	24d	
e	Repayment of supplemental unemployment benefits under the Trade Act of 1974	24e	
f	Contributions to section 501(c)(18)(D) pension plans	24f	
g	Contributions by certain chaplains to section 403(b) plans	24g	
h	Attorney fees and court costs for actions involving certain unlawful discrimination claims (see instructions)	24h	
i	Attorney fees and court costs you paid in connection with an award from the IRS for information you provided that helped the IRS detect tax law violations	24i	
j	Housing deduction from Form 2555	24j	
k	Excess deductions of section 67(e) expenses from Schedule K-1 (Form 1041)	24k	
z	Other adjustments. List type and amount: _____	24z	
25	Total other adjustments. Add lines 24a through 24z		25
26	Add lines 11 through 23 and 25. These are your adjustments to income . Enter here and on Form 1040, 1040-SR, or 1040-NR, line 10		26

**SCHEDULE 2
(Form 1040)**

Department of the Treasury
Internal Revenue Service

Additional Taxes

Attach to Form 1040, 1040-SR, or 1040-NR.
Go to www.irs.gov/Form1040 for instructions and the latest information.

OMB No. 1545-0074

2023
Attachment
Sequence No. **02**

Name(s) shown on Form 1040, 1040-SR, or 1040-NR SHARAN TEJ KODUMURU & SAI SUDHA REDDY TIPPIREDDY	Your social security number 808-84-4544
---	--

Part I Tax

1 Alternative minimum tax. Attach Form 6251		1	
2 Excess advance premium tax credit repayment. Attach Form 8962		2	
3 Add lines 1 and 2. Enter here and on Form 1040, 1040-SR, or 1040-NR, line 17		3	

Part II Other Taxes

4 Self-employment tax. Attach Schedule SE		4	
5 Social security and Medicare tax on unreported tip income. Attach Form 4137	5		
6 Uncollected social security and Medicare tax on wages. Attach Form 8919	6		
7 Total additional social security and Medicare tax. Add lines 5 and 6		7	
8 Additional tax on IRAs or other tax-favored accounts. Attach Form 5329 if required. If not required, check here <input type="checkbox"/>		8	
9 Household employment taxes. Attach Schedule H		9	
10 Repayment of first-time homebuyer credit. Attach Form 5405 if required		10	
11 Additional Medicare Tax. Attach Form 8959		11	1,162.
12 Net investment income tax. Attach Form 8960		12	
13 Uncollected social security and Medicare or RRTA tax on tips or group-term life insurance from Form W-2, box 12		13	
14 Interest on tax due on installment income from the sale of certain residential lots and timeshares		14	
15 Interest on the deferred tax on gain from certain installment sales with a sales price over \$150,000		15	
16 Recapture of low-income housing credit. Attach Form 8611		16	

(continued on page 2)

Part II Other Taxes *(continued)*

17	Other additional taxes:		
a	Recapture of other credits. List type, form number, and amount: _____	17a	
b	Recapture of federal mortgage subsidy, if you sold your home see instructions	17b	
c	Additional tax on HSA distributions. Attach Form 8889	17c	
d	Additional tax on an HSA because you didn't remain an eligible individual. Attach Form 8889	17d	
e	Additional tax on Archer MSA distributions. Attach Form 8853	17e	
f	Additional tax on Medicare Advantage MSA distributions. Attach Form 8853	17f	
g	Recapture of a charitable contribution deduction related to a fractional interest in tangible personal property	17g	
h	Income you received from a nonqualified deferred compensation plan that fails to meet the requirements of section 409A	17h	
i	Compensation you received from a nonqualified deferred compensation plan described in section 457A	17i	
j	Section 72(m)(5) excess benefits tax	17j	
k	Golden parachute payments	17k	
l	Tax on accumulation distribution of trusts	17l	
m	Excise tax on insider stock compensation from an expatriated corporation	17m	
n	Look-back interest under section 167(g) or 460(b) from Form 8697 or 8866	17n	
o	Tax on non-effectively connected income for any part of the year you were a nonresident alien from Form 1040-NR	17o	
p	Any interest from Form 8621, line 16f, relating to distributions from, and dispositions of, stock of a section 1291 fund	17p	
q	Any interest from Form 8621, line 24	17q	
z	Any other taxes. List type and amount: _____ _____	17z	
18	Total additional taxes. Add lines 17a through 17z		18
19	Reserved for future use		19
20	Section 965 net tax liability installment from Form 965-A	20	
21	Add lines 4, 7 through 16, and 18. These are your total other taxes . Enter here and on Form 1040 or 1040-SR, line 23, or Form 1040-NR, line 23b		21
			1,162.

**SCHEDULE A
(Form 1040)**

Department of the Treasury
Internal Revenue Service

Itemized Deductions

Attach to Form 1040 or 1040-SR.

Go to www.irs.gov/ScheduleA for instructions and the latest information.

Caution: If you are claiming a net qualified disaster loss on Form 4684, see the instructions for line 16.

OMB No. 1545-0074

2023

Attachment
Sequence No. **07**

Name(s) shown on Form 1040 or 1040-SR

SHARAN TEJ KODUMURU & SAI SUDHA REDDY TIPPIREDDY

Your social security number

808-84-4544

Medical and Dental Expenses	Caution: Do not include expenses reimbursed or paid by others.					
	1 Medical and dental expenses (see instructions)	1				
	2 Enter amount from Form 1040 or 1040-SR, line 11	2				
	3 Multiply line 2 by 7.5% (0.075)	3				
	4 Subtract line 3 from line 1. If line 3 is more than line 1, enter -0-			4		
Taxes You Paid	5 State and local taxes.					
	a State and local income taxes or general sales taxes. You may include either income taxes or general sales taxes on line 5a, but not both. If you elect to include general sales taxes instead of income taxes, check this box <input type="checkbox"/>	5a	16,670.			
	b State and local real estate taxes (see instructions)	5b	7,795.			
	c State and local personal property taxes	5c				
	d Add lines 5a through 5c	5d	24,465.			
	e Enter the smaller of line 5d or \$10,000 (\$5,000 if married filing separately)	5e	10,000.			
	6 Other taxes. List type and amount: _____	6				
7 Add lines 5e and 6				7	10,000.	
Interest You Paid	8 Home mortgage interest and points. If you didn't use all of your home mortgage loan(s) to buy, build, or improve your home, see instructions and check this box <input type="checkbox"/>					
	a Home mortgage interest and points reported to you on Form 1098. See instructions if limited	8a	25,835.			
	b Home mortgage interest not reported to you on Form 1098. See instructions if limited. If paid to the person from whom you bought the home, see instructions and show that person's name, identifying no., and address _____	8b				
	c Points not reported to you on Form 1098. See instructions for special rules	8c				
	d Reserved for future use	8d				
	e Add lines 8a through 8c	8e	25,835.			
9 Investment interest. Attach Form 4952 if required. See instructions	9					
10 Add lines 8e and 9				10	25,835.	
Gifts to Charity	11 Gifts by cash or check. If you made any gift of \$250 or more, see instructions	11				
	12 Other than by cash or check. If you made any gift of \$250 or more, see instructions. You must attach Form 8283 if over \$500	12				
	13 Carryover from prior year	13				
	14 Add lines 11 through 13				14	
Casualty and Theft Losses	15 Casualty and theft loss(es) from a federally declared disaster (other than net qualified disaster losses). Attach Form 4684 and enter the amount from line 18 of that form. See instructions				15	
Other Itemized Deductions	16 Other—from list in instructions. List type and amount: _____				16	
Total Itemized Deductions	17 Add the amounts in the far right column for lines 4 through 16. Also, enter this amount on Form 1040 or 1040-SR, line 12				17	35,835.
	18 If you elect to itemize deductions even though they are less than your standard deduction, check this box <input type="checkbox"/>					

**SCHEDULE C
(Form 1040)**

**Profit or Loss From Business
(Sole Proprietorship)**

OMB No. 1545-0074

2023

Attachment
Sequence No. **09**

Department of the Treasury
Internal Revenue Service

Attach to Form 1040, 1040-SR, 1040-SS, 1040-NR, or 1041; partnerships must generally file Form 1065.
Go to www.irs.gov/ScheduleC for instructions and the latest information.

Name of proprietor SAI SUDHA REDDY TIPPIREDDY		Social security number (SSN) 748-73-9703
A Principal business or profession, including product or service (see instructions) TRADING	B Enter code from instructions 2 3 8 9 9 0	
C Business name. If no separate business name, leave blank. SSR TRADING LLC	D Employer ID number (EIN) (see instr.) 9 3 2 7 1 8 7 6 2	
E Business address (including suite or room no.) 116 BEXLEY DR City, town or post office, state, and ZIP code LAKE SAINT LOUIS, MO 63367-2183		
F Accounting method: (1) <input type="checkbox"/> Cash (2) <input checked="" type="checkbox"/> Accrual (3) <input type="checkbox"/> Other (specify) _____		
G Did you "materially participate" in the operation of this business during 2023? If "No," see instructions for limit on losses <input checked="" type="checkbox"/> Yes <input type="checkbox"/> No		
H If you started or acquired this business during 2023, check here <input type="checkbox"/>		
I Did you make any payments in 2023 that would require you to file Form(s) 1099? See instructions <input type="checkbox"/> Yes <input checked="" type="checkbox"/> No		
J If "Yes," did you or will you file required Form(s) 1099? <input type="checkbox"/> Yes <input type="checkbox"/> No		

Part I Income

1 Gross receipts or sales. See instructions for line 1 and check the box if this income was reported to you on Form W-2 and the "Statutory employee" box on that form was checked <input type="checkbox"/>	1	
2 Returns and allowances	2	
3 Subtract line 2 from line 1	3	
4 Cost of goods sold (from line 42)	4	
5 Gross profit. Subtract line 4 from line 3	5	
6 Other income, including federal and state gasoline or fuel tax credit or refund (see instructions)	6	
7 Gross income. Add lines 5 and 6	7	

Part II Expenses. Enter expenses for business use of your home **only** on line 30.

8 Advertising	8		18 Office expense (see instructions)	18	
9 Car and truck expenses (see instructions)	9		19 Pension and profit-sharing plans	19	
10 Commissions and fees	10		20 Rent or lease (see instructions):		
11 Contract labor (see instructions)	11		a Vehicles, machinery, and equipment	20a	
12 Depletion	12		b Other business property	20b	
13 Depreciation and section 179 expense deduction (not included in Part III) (see instructions)	13		21 Repairs and maintenance	21	
14 Employee benefit programs (other than on line 19)	14		22 Supplies (not included in Part III)	22	
15 Insurance (other than health)	15		23 Taxes and licenses	23	
16 Interest (see instructions):			24 Travel and meals:		
a Mortgage (paid to banks, etc.)	16a		a Travel	24a	1,240.
b Other	16b		b Deductible meals (see instructions)	24b	1,420.
17 Legal and professional services	17		25 Utilities	25	2,200.
28 Total expenses before expenses for business use of home. Add lines 8 through 27b	28		26 Wages (less employment credits)	26	
29 Tentative profit or (loss). Subtract line 28 from line 7	29		27a Other expenses (from line 48)	27a	
30 Expenses for business use of your home. Do not report these expenses elsewhere. Attach Form 8829 unless using the simplified method. See instructions. Simplified method filers only: Enter the total square footage of (a) your home: _____ and (b) the part of your home used for business: _____. Use the Simplified Method Worksheet in the instructions to figure the amount to enter on line 30	30		b Energy efficient commercial bldgs deduction (attach Form 7205)	27b	
31 Net profit or (loss). Subtract line 30 from line 29. • If a profit, enter on both Schedule 1 (Form 1040), line 3 , and on Schedule SE, line 2 . (If you checked the box on line 1, see instructions.) Estates and trusts, enter on Form 1041, line 3 . • If a loss, you must go to line 32.	31		28 Total expenses before expenses for business use of home. Add lines 8 through 27b	28	4,860.
32 If you have a loss, check the box that describes your investment in this activity. See instructions. • If you checked 32a, enter the loss on both Schedule 1 (Form 1040), line 3 , and on Schedule SE, line 2 . (If you checked the box on line 1, see the line 31 instructions.) Estates and trusts, enter on Form 1041, line 3 . • If you checked 32b, you must attach Form 6198 . Your loss may be limited.			29 Tentative profit or (loss). Subtract line 28 from line 7	29	-4,860.
			31 Net profit or (loss). Subtract line 30 from line 29.		-4,860.
			32a <input checked="" type="checkbox"/> All investment is at risk.		
			32b <input type="checkbox"/> Some investment is not at risk.		

SCHEDULE C (Form 1040)

Profit or Loss From Business (Sole Proprietorship)

OMB No. 1545-0074

2023

Attachment Sequence No. 09

Department of the Treasury Internal Revenue Service

Attach to Form 1040, 1040-SR, 1040-SS, 1040-NR, or 1041; partnerships must generally file Form 1065. Go to www.irs.gov/ScheduleC for instructions and the latest information.

Name of proprietor: SAI SUDHA REDDY TIPPIREDDY. Social security number (SSN): 748-73-9703. Principal business: DECORS. Business name: SS DECORS LLC. Business address: 116 BEXLEY DR, LAKE SAINT LOUIS, MO 63367-2183. Accounting method: Accrual. Did you materially participate? Yes. Did you start/acquire business in 2023? No. Did you make payments for 1099? No. Did you file 1099? No.

Part I Income

Table with 7 rows for income calculation. Line 1: Gross receipts or sales. Line 2: Returns and allowances. Line 3: Subtract line 2 from line 1. Line 4: Cost of goods sold. Line 5: Gross profit. Line 6: Other income. Line 7: Gross income.

Part II Expenses. Enter expenses for business use of your home only on line 30.

Table with 32 rows for expense calculation. Lines 8-17: Advertising, Car and truck, Commissions, Contract labor, Depletion, Depreciation, Employee benefit, Insurance, Interest, Legal services. Lines 18-27: Office expense, Pension, Rent, Repairs, Supplies, Taxes, Travel, Utilities, Wages, Other expenses. Line 28: Total expenses. Line 29: Tentative profit/loss. Line 30: Expenses for business use of home. Line 31: Net profit or loss. Line 32: Investment at risk.

**SCHEDULE D
(Form 1040)**

Capital Gains and Losses

OMB No. 1545-0074

2023

Department of the Treasury
Internal Revenue Service

Attach to Form 1040, 1040-SR, or 1040-NR.
Use Form 8949 to list your transactions for lines 1b, 2, 3, 8b, 9, and 10.
Go to www.irs.gov/ScheduleD for instructions and the latest information.

Attachment
Sequence No. **12**

Name(s) shown on return

SHARAN TEJ KODUMURU & SAI SUDHA REDDY TIPPIREDDY

Your social security number

808-84-4544

Did you dispose of any investment(s) in a qualified opportunity fund during the tax year? Yes No

If "Yes," attach Form 8949 and see its instructions for additional requirements for reporting your gain or loss.

Part I Short-Term Capital Gains and Losses—Generally Assets Held One Year or Less (see instructions)

See instructions for how to figure the amounts to enter on the lines below.

This form may be easier to complete if you round off cents to whole dollars.

	(d) Proceeds (sales price)	(e) Cost (or other basis)	(g) Adjustments to gain or loss from Form(s) 8949, Part I, line 2, column (g)	(h) Gain or (loss) Subtract column (e) from column (d) and combine the result with column (g)
1a Totals for all short-term transactions reported on Form 1099-B for which basis was reported to the IRS and for which you have no adjustments (see instructions). However, if you choose to report all these transactions on Form 8949, leave this line blank and go to line 1b .				
1b Totals for all transactions reported on Form(s) 8949 with Box A checked	1,379,372.	1,410,875.	10,303.	-21,200.
2 Totals for all transactions reported on Form(s) 8949 with Box B checked				
3 Totals for all transactions reported on Form(s) 8949 with Box C checked				
4 Short-term gain from Form 6252 and short-term gain or (loss) from Forms 4684, 6781, and 8824				4 -2,486.
5 Net short-term gain or (loss) from partnerships, S corporations, estates, and trusts from Schedule(s) K-1				5
6 Short-term capital loss carryover. Enter the amount, if any, from line 8 of your Capital Loss Carryover Worksheet in the instructions				6 (30,419.)
7 Net short-term capital gain or (loss). Combine lines 1a through 6 in column (h). If you have any long-term capital gains or losses, go to Part II below. Otherwise, go to Part III on the back				7 -54,105.

Part II Long-Term Capital Gains and Losses—Generally Assets Held More Than One Year (see instructions)

See instructions for how to figure the amounts to enter on the lines below.

This form may be easier to complete if you round off cents to whole dollars.

	(d) Proceeds (sales price)	(e) Cost (or other basis)	(g) Adjustments to gain or loss from Form(s) 8949, Part II, line 2, column (g)	(h) Gain or (loss) Subtract column (e) from column (d) and combine the result with column (g)
8a Totals for all long-term transactions reported on Form 1099-B for which basis was reported to the IRS and for which you have no adjustments (see instructions). However, if you choose to report all these transactions on Form 8949, leave this line blank and go to line 8b .				
8b Totals for all transactions reported on Form(s) 8949 with Box D checked				
9 Totals for all transactions reported on Form(s) 8949 with Box E checked				
10 Totals for all transactions reported on Form(s) 8949 with Box F checked				
11 Gain from Form 4797, Part I; long-term gain from Forms 2439 and 6252; and long-term gain or (loss) from Forms 4684, 6781, and 8824				11 -3,729.
12 Net long-term gain or (loss) from partnerships, S corporations, estates, and trusts from Schedule(s) K-1				12
13 Capital gain distributions. See the instructions				13
14 Long-term capital loss carryover. Enter the amount, if any, from line 13 of your Capital Loss Carryover Worksheet in the instructions				14 (8.)
15 Net long-term capital gain or (loss). Combine lines 8a through 14 in column (h). Then, go to Part III on the back				15 -3,737.

For Paperwork Reduction Act Notice, see your tax return instructions.

Schedule D (Form 1040) 2023

Part III Summary

<p>16 Combine lines 7 and 15 and enter the result</p> <ul style="list-style-type: none"> • If line 16 is a gain, enter the amount from line 16 on Form 1040, 1040-SR, or 1040-NR, line 7. Then, go to line 17 below. • If line 16 is a loss, skip lines 17 through 20 below. Then, go to line 21. Also be sure to complete line 22. • If line 16 is zero, skip lines 17 through 21 below and enter -0- on Form 1040, 1040-SR, or 1040-NR, line 7. Then, go to line 22. 	16	-57,842.
<p>17 Are lines 15 and 16 both gains?</p> <p><input type="checkbox"/> Yes. Go to line 18.</p> <p><input type="checkbox"/> No. Skip lines 18 through 21, and go to line 22.</p>		
<p>18 If you are required to complete the 28% Rate Gain Worksheet (see instructions), enter the amount, if any, from line 7 of that worksheet</p>	18	
<p>19 If you are required to complete the Unrecaptured Section 1250 Gain Worksheet (see instructions), enter the amount, if any, from line 18 of that worksheet</p>	19	
<p>20 Are lines 18 and 19 both zero or blank and you are not filing Form 4952?</p> <p><input type="checkbox"/> Yes. Complete the Qualified Dividends and Capital Gain Tax Worksheet in the instructions for Form 1040, line 16. Don't complete lines 21 and 22 below.</p> <p><input type="checkbox"/> No. Complete the Schedule D Tax Worksheet in the instructions. Don't complete lines 21 and 22 below.</p>		
<p>21 If line 16 is a loss, enter here and on Form 1040, 1040-SR, or 1040-NR, line 7, the smaller of:</p> <ul style="list-style-type: none"> • The loss on line 16; or • (\$3,000), or if married filing separately, (\$1,500) } <p>Note: When figuring which amount is smaller, treat both amounts as positive numbers.</p>	21	(3,000.)
<p>22 Do you have qualified dividends on Form 1040, 1040-SR, or 1040-NR, line 3a?</p> <p><input checked="" type="checkbox"/> Yes. Complete the Qualified Dividends and Capital Gain Tax Worksheet in the instructions for Form 1040, line 16.</p> <p><input type="checkbox"/> No. Complete the rest of Form 1040, 1040-SR, or 1040-NR.</p>		

**SCHEDULE E
(Form 1040)**

Department of the Treasury
Internal Revenue Service

Supplemental Income and Loss

(From rental real estate, royalties, partnerships, S corporations, estates, trusts, REMICs, etc.)

Attach to Form 1040, 1040-SR, 1040-NR, or 1041.
Go to www.irs.gov/ScheduleE for instructions and the latest information.

OMB No. 1545-0074

2023
Attachment
Sequence No. **13**

Name(s) shown on return

SHARAN TEJ KODUMURU & SAI SUDHA REDDY TIPPIREDDY

Your social security number

808-84-4544

Part I Income or Loss From Rental Real Estate and Royalties

Note: If you are in the business of renting personal property, use **Schedule C**. See instructions. If you are an individual, report farm rental income or loss from **Form 4835** on page 2, line 40.

- A** Did you make any payments in 2023 that would require you to file Form(s) 1099? See instructions Yes No
B If "Yes," did you or will you file required Form(s) 1099? Yes No

1a Physical address of each property (street, city, state, ZIP code)

A H.NO:6-7-3-, NETAJI MARKET KOTHAGUEDEM TELANGANA IN 507101

B
C

1b Type of Property (from list below)	2 For each rental real estate property listed above, report the number of fair rental and personal use days. Check the QJV box only if you meet the requirements to file as a qualified joint venture. See instructions.	Fair Rental Days		Personal Use Days	QJV
		A	B	C	
A 3		365		0	<input type="checkbox"/>
B					<input type="checkbox"/>
C					<input type="checkbox"/>

Type of Property:

- 1 Single Family Residence 3 Vacation/Short-Term Rental 5 Land 7 Self-Rental
 2 Multi-Family Residence 4 Commercial 6 Royalties 8 Other (describe) _____

Income:	Properties:		
	A	B	C
3 Rents received	3 710.		
4 Royalties received	4		
Expenses:			
5 Advertising	5		
6 Auto and travel (see instructions)	6		
7 Cleaning and maintenance	7 2,840.		
8 Commissions	8		
9 Insurance	9		
10 Legal and other professional fees	10		
11 Management fees	11 1,970.		
12 Mortgage interest paid to banks, etc. (see instructions)	12		
13 Other interest	13		
14 Repairs	14 3,660.		
15 Supplies	15 1,760.		
16 Taxes	16		
17 Utilities	17 2,640.		
18 Depreciation expense or depletion	18 3,442.		
19 Other (list) _____	19		
20 Total expenses. Add lines 5 through 19	20 16,312.		
21 Subtract line 20 from line 3 (rents) and/or 4 (royalties). If result is a (loss), see instructions to find out if you must file Form 6198	21 -15,602.		
22 Deductible rental real estate loss after limitation, if any, on Form 8582 (see instructions)	22 (0.)		
23a Total of all amounts reported on line 3 for all rental properties	23a 710.		
b Total of all amounts reported on line 4 for all royalty properties	23b		
c Total of all amounts reported on line 12 for all properties	23c		
d Total of all amounts reported on line 18 for all properties	23d 3,442.		
e Total of all amounts reported on line 20 for all properties	23e 16,312.		
24 Income. Add positive amounts shown on line 21. Do not include any losses	24		
25 Losses. Add royalty losses from line 21 and rental real estate losses from line 22. Enter total losses here	25 (0.)		
26 Total rental real estate and royalty income or (loss). Combine lines 24 and 25. Enter the result here. If Parts II, III, and IV, and line 40 on page 2 do not apply to you, also enter this amount on Schedule 1 (Form 1040), line 5. Otherwise, include this amount in the total on line 41 on page 2 .	26 0.		

Additional Medicare Tax

If any line does not apply to you, leave it blank. See separate instructions.
 Attach to Form 1040, 1040-SR, 1040-NR, or 1040-SS.
 Go to www.irs.gov/Form8959 for instructions and the latest information.

Name(s) shown on return

SHARAN TEJ KODUMURU & SAI SUDHA REDDY TIPPIREDDY

Your social security number

808-84-4544

Part I Additional Medicare Tax on Medicare Wages

1 Medicare wages and tips from Form W-2, box 5. If you have more than one Form W-2, enter the total of the amounts from box 5	1	379,160.		
2 Unreported tips from Form 4137, line 6	2			
3 Wages from Form 8919, line 6	3			
4 Add lines 1 through 3	4	379,160.		
5 Enter the following amount for your filing status:				
Married filing jointly \$250,000				
Married filing separately \$125,000				
Single, Head of household, or Qualifying surviving spouse \$200,000	5	250,000.		
6 Subtract line 5 from line 4. If zero or less, enter -0-	6			129,160.
7 Additional Medicare Tax on Medicare wages. Multiply line 6 by 0.9% (0.009). Enter here and go to Part II	7			1,162.

Part II Additional Medicare Tax on Self-Employment Income

8 Self-employment income from Schedule SE (Form 1040), Part I, line 6. If you had a loss, enter -0-	8			
9 Enter the following amount for your filing status:				
Married filing jointly \$250,000				
Married filing separately \$125,000				
Single, Head of household, or Qualifying surviving spouse \$200,000	9			
10 Enter the amount from line 4	10			
11 Subtract line 10 from line 9. If zero or less, enter -0-	11			
12 Subtract line 11 from line 8. If zero or less, enter -0-	12			
13 Additional Medicare Tax on self-employment income. Multiply line 12 by 0.9% (0.009). Enter here and go to Part III	13			

Part III Additional Medicare Tax on Railroad Retirement Tax Act (RRTA) Compensation

14 Railroad retirement (RRTA) compensation and tips from Form(s) W-2, box 14 (see instructions)	14			
15 Enter the following amount for your filing status:				
Married filing jointly \$250,000				
Married filing separately \$125,000				
Single, Head of household, or Qualifying surviving spouse \$200,000	15			
16 Subtract line 15 from line 14. If zero or less, enter -0-	16			
17 Additional Medicare Tax on railroad retirement (RRTA) compensation. Multiply line 16 by 0.9% (0.009). Enter here and go to Part IV	17			

Part IV Total Additional Medicare Tax

18 Add lines 7, 13, and 17. Also include this amount on Schedule 2 (Form 1040), line 11 (Form 1040-SS filers, see instructions), and go to Part V	18			1,162.
--	-----------	--	--	--------

Part V Withholding Reconciliation

19 Medicare tax withheld from Form W-2, box 6. If you have more than one Form W-2, enter the total of the amounts from box 6	19	6,319.		
20 Enter the amount from line 1	20	379,160.		
21 Multiply line 20 by 1.45% (0.0145). This is your regular Medicare tax withholding on Medicare wages	21	5,498.		
22 Subtract line 21 from line 19. If zero or less, enter -0-. This is your Additional Medicare Tax withholding on Medicare wages	22			821.
23 Additional Medicare Tax withholding on railroad retirement (RRTA) compensation from Form W-2, box 14 (see instructions)	23			
24 Total Additional Medicare Tax withholding. Add lines 22 and 23. Also include this amount with federal income tax withholding on Form 1040, 1040-SR, or 1040-NR, line 25c (Form 1040-SS filers, see instructions)	24			821.

**Net Investment Income Tax—
Individuals, Estates, and Trusts**

Attach to your tax return.

Go to www.irs.gov/Form8960 for instructions and the latest information.

Name(s) shown on your tax return

SHARAN TEJ KODUMURU & SAI SUDHA REDDY TIPPIREDDY

Your social security number or EIN

808-84-4544

- Part I Investment Income** Section 6013(g) election (see instructions)
 Section 6013(h) election (see instructions)
 Regulations section 1.1411-10(g) election (see instructions)

1	Taxable interest (see instructions)		1	77.
2	Ordinary dividends (see instructions)		2	193.
3	Annuities (see instructions)		3	
4a	Rental real estate, royalties, partnerships, S corporations, trusts, trades or businesses, etc. (see instructions)	4a -10,250.	4c	0.
b	Adjustment for net income or loss derived in the ordinary course of a non-section 1411 trade or business (see instructions)	4b 10,250.		
c	Combine lines 4a and 4b			
5a	Net gain or loss from disposition of property (see instructions)	5a -3,000.	5d	-3,000.
b	Net gain or loss from disposition of property that is not subject to net investment income tax (see instructions)	5b		
c	Adjustment from disposition of partnership interest or S corporation stock (see instructions)	5c		
d	Combine lines 5a through 5c			
6	Adjustments to investment income for certain CFCs and PFICs (see instructions)		6	
7	Other modifications to investment income (see instructions)		7	
8	Total investment income. Combine lines 1, 2, 3, 4c, 5d, 6, and 7		8	-2,730.

Part II Investment Expenses Allocable to Investment Income and Modifications

9a	Investment interest expenses (see instructions)	9a	9d	
b	State, local, and foreign income tax (see instructions)	9b		
c	Miscellaneous investment expenses (see instructions)	9c		
d	Add lines 9a, 9b, and 9c			
10	Additional modifications (see instructions)		10	
11	Total deductions and modifications. Add lines 9d and 10		11	

Part III Tax Computation

12	Net investment income. Subtract Part II, line 11, from Part I, line 8. Individuals, complete lines 13-17. Estates and trusts, complete lines 18a-21. If zero or less, enter -0-		12	0.
Individuals:				
13	Modified adjusted gross income (see instructions)	13 343,297.	16	0.
14	Threshold based on filing status (see instructions)	14 250,000.		
15	Subtract line 14 from line 13. If zero or less, enter -0-	15 93,297.		
16	Enter the smaller of line 12 or line 15			
17	Net investment income tax for individuals. Multiply line 16 by 3.8% (0.038). Enter here and include on your tax return (see instructions)		17	0.
Estates and Trusts:				
18a	Net investment income (line 12 above)	18a	20	
b	Deductions for distributions of net investment income and charitable deductions (see instructions)	18b		
c	Undistributed net investment income. Subtract line 18b from line 18a (see instructions). If zero or less, enter -0-	18c		
19a	Adjusted gross income (see instructions)	19a	21	
b	Highest tax bracket for estates and trusts for the year (see instructions)	19b		
c	Subtract line 19b from line 19a. If zero or less, enter -0-	19c		
20	Enter the smaller of line 18c or line 19c			
21	Net investment income tax for estates and trusts. Multiply line 20 by 3.8% (0.038). Enter here and include on your tax return (see instructions)			

**Gains and Losses From Section 1256
 Contracts and Straddles**

Attach to your tax return.

Go to www.irs.gov/Form6781 for the latest information.

Name(s) shown on tax return: SHARAN TEJ KODUMURU & SAI SUDHA REDDY TIPPIREDDY
 Identifying number: 808-84-4544

Check all applicable boxes. **A** Mixed straddle election **C** Mixed straddle account election
 See instructions. **B** Straddle-by-straddle identification election **D** Net section 1256 contracts loss election

Part I Section 1256 Contracts Marked to Market

(a) Identification of account	(b) (Loss)	(c) Gain	
1 Form 1099-B AMERITRADE	-2,936.		
Form 1099-B Apex Clearing	-3,279.		
2 Add the amounts on line 1 in columns (b) and (c)	2 (6,215.)		
3 Net gain or (loss). Combine line 2, columns (b) and (c)			3 -6,215.
4 Form 1099-B adjustments. See instructions and attach statement			4
5 Combine lines 3 and 4			5 -6,215.
Note: If line 5 shows a net gain, skip line 6 and enter the gain on line 7. Partnerships and S corporations, see instructions.			
6 If you have a net section 1256 contracts loss and checked box D above, enter the amount of loss to be carried back. Enter the loss as a positive number. If you didn't check box D, enter -0-			6 0.
7 Combine lines 5 and 6			7 -6,215.
8 Short-term capital gain or (loss). Multiply line 7 by 40% (0.40). Enter here and include on line 4 of Schedule D or on Form 8949. See instructions.			8 -2,486.
9 Long-term capital gain or (loss). Multiply line 7 by 60% (0.60). Enter here and include on line 11 of Schedule D or on Form 8949. See instructions			9 -3,729.

Part II Gains and Losses From Straddles. Attach a separate statement listing each straddle and its components.

Section A—Losses From Straddles

(a) Description of property	(b) Date entered into or acquired	(c) Date closed out or sold	(d) Gross sales price	(e) Cost or other basis plus expense of sale	(f) Loss. If column (e) is more than (d), enter difference. Otherwise, enter -0-.	(g) Unrecognized gain on offsetting positions	(h) Recognized loss. If column (f) is more than (g), enter difference. Otherwise, enter -0-.
10							
11a Enter the short-term portion of losses from line 10, column (h), here and include on line 4 of Schedule D or on Form 8949. See instructions							11a ()
b Enter the long-term portion of losses from line 10, column (h), here and include on line 11 of Schedule D or on Form 8949. See instructions							11b ()

Section B—Gains From Straddles

(a) Description of property	(b) Date entered into or acquired	(c) Date closed out or sold	(d) Gross sales price	(e) Cost or other basis plus expense of sale	(f) Gain. If column (d) is more than (e), enter difference. Otherwise, enter -0-.	
12						
13a Enter the short-term portion of gains from line 12, column (f), here and include on line 4 of Schedule D or on Form 8949. See instructions						13a
b Enter the long-term portion of gains from line 12, column (f), here and include on line 11 of Schedule D or on Form 8949. See instructions						13b

Part III Unrecognized Gains From Positions Held on Last Day of Tax Year. Memo entry only (see instructions)

(a) Description of property	(b) Date acquired	(c) Fair market value on last business day of tax year	(d) Cost or other basis as adjusted	(e) Unrecognized gain. If column (c) is more than (d), enter difference. Otherwise, enter -0-.
14				

Passive Activity Loss Limitations

See separate instructions.
 Attach to Form 1040, 1040-SR, or 1041.
 Go to www.irs.gov/Form8582 for instructions and the latest information.

Name(s) shown on return: SHARAN TEJ KODUMURU & SAI SUDHA REDDY TIPPIREDDY
 Identifying number: 808-84-4544

Part I 2023 Passive Activity Loss
Caution: Complete Parts IV and V before completing Part I.

Rental Real Estate Activities With Active Participation (For the definition of active participation, see <i>Special Allowance for Rental Real Estate Activities</i> in the instructions.)			
1a	Activities with net income (enter the amount from Part IV, column (a))	1a	
b	Activities with net loss (enter the amount from Part IV, column (b))	1b	()
c	Prior years' unallowed losses (enter the amount from Part IV, column (c))	1c	()
d	Combine lines 1a, 1b, and 1c	1d	
All Other Passive Activities			
2a	Activities with net income (enter the amount from Part V, column (a))	2a	0.
b	Activities with net loss (enter the amount from Part V, column (b))	2b	(-15,602.)
c	Prior years' unallowed losses (enter the amount from Part V, column (c))	2c	()
d	Combine lines 2a, 2b, and 2c	2d	-15,602.
3	Combine lines 1d and 2d and subtract any prior year unallowed CRD. See instructions. If this line is zero or more, stop here and include this form with your return; all losses are allowed, including any prior year unallowed losses entered on line 1c or 2c. Report the losses on the forms and schedules normally used If line 3 is a loss and: <ul style="list-style-type: none"> Line 1d is a loss, go to Part II. Line 2d is a loss (and line 1d is zero or more), skip Part II and go to line 10. 	3	-15,602.

Caution: If your filing status is married filing separately and you lived with your spouse at any time during the year, **do not** complete Part II. Instead, go to line 10.

Part II Special Allowance for Rental Real Estate Activities With Active Participation
Note: Enter all numbers in Part II as positive amounts. See instructions for an example.

4	Enter the smaller of the loss on line 1d or the loss on line 3	4	
5	Enter \$150,000. If married filing separately, see instructions	5	
6	Enter modified adjusted gross income, but not less than zero. See instructions Note: If line 6 is greater than or equal to line 5, skip lines 7 and 8 and enter -0- on line 9. Otherwise, go to line 7.	6	
7	Subtract line 6 from line 5	7	
8	Multiply line 7 by 50% (0.50). Do not enter more than \$25,000. If married filing separately, see instructions	8	
9	Enter the smaller of line 4 or line 8. If line 3 includes any CRD, see instructions	9	0.

Part III Total Losses Allowed

10	Add the income, if any, on lines 1a and 2a and enter the total	10	0.
11	Total losses allowed from all passive activities for 2023. Add lines 9 and 10. See instructions to find out how to report the losses on your tax return	11	0.

Part IV Complete This Part Before Part I, Lines 1a, 1b, and 1c. See instructions.

Name of activity	Current year		Prior years	Overall gain or loss	
	(a) Net income (line 1a)	(b) Net loss (line 1b)	(c) Unallowed loss (line 1c)	(d) Gain	(e) Loss
Total. Enter on Part I, lines 1a, 1b, and 1c					

Part V Complete This Part Before Part I, Lines 2a, 2b, and 2c. See instructions.

Name of activity	Current year		Prior years	Overall gain or loss	
	(a) Net income (line 2a)	(b) Net loss (line 2b)	(c) Unallowed loss (line 2c)	(d) Gain	(e) Loss
H.NO:6-7-3-, NETAJI MARKET	0.	15,602.			15,602.
Total. Enter on Part I, lines 2a, 2b, and 2c	0.	15,602.			

Part VI Use This Part if an Amount Is Shown on Part II, Line 9. See instructions.

Name of activity	Form or schedule and line number to be reported on (see instructions)	(a) Loss	(b) Ratio	(c) Special allowance	(d) Subtract column (c) from column (a).
Total			1.00		

Part VII Allocation of Unallowed Losses. See instructions.

Name of activity	Form or schedule and line number to be reported on (see instructions)	(a) Loss	(b) Ratio	(c) Unallowed loss
H.NO:6-7-3-, NETAJI MARKET	E Ln 22	15,602.	1.00000000	15,602.
Total		15,602.	1.00	15,602.

Part VIII Allowed Losses. See instructions.

Name of activity	Form or schedule and line number to be reported on (see instructions)	(a) Loss	(b) Unallowed loss	(c) Allowed loss
H.NO:6-7-3-, NETAJI MARKET	E Ln 22	15,602.	15,602.	0.
Total		15,602.	15,602.	0.

Additional Information From 2023 Federal Tax Return**Schedule C (TRADING): Profit or Loss from Business****Line 25****Itemization Statement**

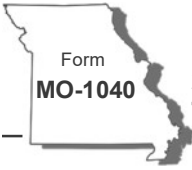
Description	Amount
PHONE BILLS	1,450.
INTERNET BILLS	750.
Total	2,200.

Schedule C (DECORS): Profit or Loss from Business**Line 18****Itemization Statement**


Description	Amount
DECORATING ITEMS	4,250.
Total	4,250.

Schedule C (DECORS): Profit or Loss from Business**Line 25****Itemization Statement**

Description	Amount
PHONE BILLS	1,140.
Total	1,140.



MISSOURI DEPARTMENT OF
REVENUE
2023 Individual Income
Tax Return - Long Form



For Calendar Year January 1 - December 31, 2023

Print in BLACK ink only and DO NOT STAPLE.

- Amended Return** **Composite Return** (For use by S corporations or Partnerships)
- Federal Extension - Select this box if you have an approved federal extension. Attach a copy Federal Extension (Form 4868).
- Department of Social Services Application of Eligibility form attached. Federal return attached.

If filing a fiscal year return enter the beginning and ending dates here.

Fiscal Year Beginning (MM/DD/YY)		Fiscal Year Ending (MM/DD/YY)		Vendor Code	Department Use Only		
				1555			

Filing Status

Single Claimed as a Dependent Married Filing Combined Married Filing Separately Head of Household Qualifying Widow(er)

Age 62 through 64 Age 65 or Older Blind 100% Disabled Non-Obligated Spouse

Yourself Spouse Yourself Spouse Yourself Spouse Yourself Spouse Yourself Spouse

Name

Social Security Number Deceased in 2023 Spouse's Social Security Number Deceased in 2023

808 - 84 - 4544 748 - 73 - 9703

First Name M.I. Last Name Suffix

SHARAN TEJ KODUMURU

Spouse's First Name M.I. Spouse's Last Name Suffix

SAI SUDHA REDDY TIPPIREDDY

In Care Of Name (Attorney, Executor, Personal Representative, etc.)

Address

Present Address (Include Apartment Number or Rural Route)

116 BEXLEY DR

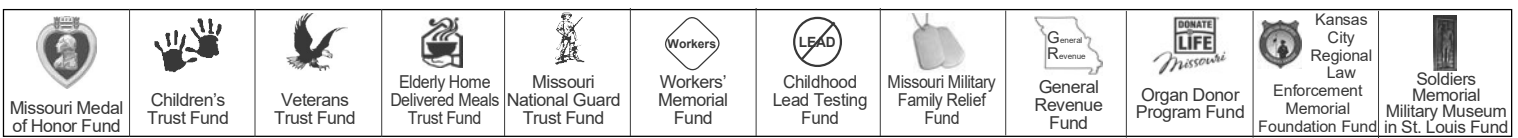
City, Town, or Post Office State ZIP Code

LAKE SAINT LOUIS MO 63367 - 2183

County of Residence

STCO

You may contribute to any one or all of the trust funds on Line 51. See pages 11-12 of the instructions for more trust fund information.



Income

	Yourself (Y)		Spouse (S)			
1. Federal adjusted gross income from federal return (see worksheet on page 7 of the instructions)	1Y	275997	.00	1S	77550	.00
2. Total additions (from Form MO-A , Part 1, Line 7)	2Y		.00	2S		.00
3. Total income - Add Lines 1 and 2.	3Y	275997	.00	3S	77550	.00
4. Total subtractions (from Form MO-A, Part 1, Line 18)	4Y		.00	4S		.00
5. Missouri adjusted gross income - Subtract Line 4 from Line 3.	5Y	275997	.00	5S	77550	.00
6. Total Missouri adjusted gross income - Add columns 5Y and 5S	6	353547		.00		
7. Income percentages - Divide columns 5Y and 5S by total on Line 6. (Must equal 100%)	7Y	78	%	7S	22	%

Exemptions and Deductions

8. Pension, Social Security and Social Security Disability exemption (from Form MO-A, Part 3, Section D)	8		.00
9. Tax from federal return	9	63036	.00
10. Other tax from federal return.	10		.00
11. Total tax from federal return. Do not enter federal income tax withheld.	11	63036	.00
12. Federal tax percentage – Enter the percentage based on your Missouri Adjusted Gross Income, Line 6. Use the chart below to find your percentage	12	0.00	%

Missouri Adjusted Gross Income Range, Line 6: Federal Tax Percentage:

\$25,000 or less	35%
\$25,001 to \$50,000	25%
\$50,001 to \$100,000	15%
\$100,001 to \$125,000	5%
\$125,001 or more	0%




13. Federal income tax deduction – Multiply Line 11 by the percentage on Line 12. Enter this amount not to exceed \$5,000 for an individual or \$10,000 for combined filers.	13	0	.00
14. Missouri standard deduction or itemized deductions. (If itemizing, See Form MO-A, Part 2) • Single or Married Filing Separate-\$13,850 • Head of Household-\$20,800 • Married Filing Combined or Qualifying Widow(er)-\$27,700	14	51078	.00
15. Additional Exemption for Head of Household and Qualifying Widow(er)	15		.00
16. Long-term care insurance deduction	16		.00
17. Health care sharing ministry deduction.	17		.00
18. Active Duty Military income deduction	18		.00
19. Inactive Duty Military income deduction	19		.00
20. Bring jobs home deduction	20		.00
21. Farmland sold, rented, leased, or crop-shared to a beginning farmer deduction. Enter the sum of Lines 21A, 21B, and 21C on Line 21	21		.00
21A. Sold	\$.00
21B. Rented/ Leased	\$.00
21C. Crop- Share	\$.00

Deductions Continued

22.	First time home buyers deduction.	A.	<input type="text"/>	B.	<input type="text"/>	22	<input type="text"/>	<input type="text"/>	.00		
23.	Long term dignity savings account deduction					23	<input type="text"/>	<input type="text"/>	.00		
24.	Foster parent tax deduction					24	<input type="text"/>	<input type="text"/>	.00		
25.	Total deductions - Add Lines 8 and 13 through 24					25	51078	<input type="text"/>	.00		
26.	Subtotal - Subtract Line 25 from Line 6					26	302469	<input type="text"/>	.00		
27.	Multiply Line 26 by appropriate percentages (%) on Lines 7Y and 7S	27Y	<input type="text"/>	235926	<input type="text"/>	.00	27S	<input type="text"/>	66543	<input type="text"/>	.00
28.	Enterprise zone or rural empowerment zone income modification	28Y	<input type="text"/>	<input type="text"/>	<input type="text"/>	.00	28S	<input type="text"/>	<input type="text"/>	<input type="text"/>	.00

Tax

29.	Taxable income - Subtract Line 28 from Line 27	29Y	<input type="text"/>	235926	<input type="text"/>	.00	29S	<input type="text"/>	66543	<input type="text"/>	.00
30.	Tax (see tax chart on page 26 of the instructions).	30Y	<input type="text"/>	11494	<input type="text"/>	.00	30S	<input type="text"/>	3110	<input type="text"/>	.00
31.	Resident credit - Attach Form MO-CR and other states' income tax return(s).	31Y	<input type="text"/>	<input type="text"/>	<input type="text"/>	.00	31S	<input type="text"/>	<input type="text"/>	<input type="text"/>	.00
32.	Missouri income percentage - Enter 100% if not completing Form MO-NRI . Attach Form MO-NRI and federal return if applicable.	32Y	<input type="text"/>	100	%	32S	<input type="text"/>	100	%		
33.	Balance - Subtract Line 31 from Line 30; OR multiply Line 30 by percentage on Line 32	33Y	<input type="text"/>	11494	<input type="text"/>		33S	<input type="text"/>	3110	<input type="text"/>	.00
34.	Other taxes - Select box and attach federal form indicated.	 23322031555									
	<input type="checkbox"/> Lump sum distribution (Form 4972)										
	<input type="checkbox"/> Recapture of low income housing credit (Form 8611)	34Y	<input type="text"/>	<input type="text"/>	<input type="text"/>	.00	34S	<input type="text"/>	<input type="text"/>	<input type="text"/>	.00
35.	Subtotal - Add Lines 33 and 34	35Y	<input type="text"/>	11494	<input type="text"/>	.00	35S	<input type="text"/>	3110	<input type="text"/>	.00
36.	Total Tax - Add Lines 35Y and 35S	36	<input type="text"/>	14604	<input type="text"/>	.00					

Payments and Credits

37.	MISSOURI tax withheld - Attach Forms W-2 and 1099.	37	<input type="text"/>	15889	<input type="text"/>	.00					
38.	2023 Missouri estimated tax payments - Include overpayment from 2022 applied to 2023	38	<input type="text"/>	<input type="text"/>	<input type="text"/>	.00					
39.	Missouri tax payments for nonresident partners or S corporation shareholders - Attach Forms MO-2NR and MO-NRP	39	<input type="text"/>	<input type="text"/>	<input type="text"/>	.00					
40.	Missouri tax payments for nonresident entertainers - Attach Form MO-2ENT	40	<input type="text"/>	<input type="text"/>	<input type="text"/>	.00					
41.	Amount paid with Missouri extension of time to file (Form MO-60).	41	<input type="text"/>	<input type="text"/>	<input type="text"/>	.00					
42.	Miscellaneous tax credits (from Form MO-TC , Line 13) - Attach Form MO-TC	42	<input type="text"/>	<input type="text"/>	<input type="text"/>	.00					
43.	Property tax credit - Attach Form MO-PTS	43	<input type="text"/>	<input type="text"/>	<input type="text"/>	.00					
44.	Missouri Working Family Tax Credit (Attach Form MO-WFTC and federal return)	44	<input type="text"/>	<input type="text"/>	<input type="text"/>	.00					
45.	Total payments and credits - Add Lines 37 through 44	45	<input type="text"/>	15889	<input type="text"/>	.00					

Skip Lines 46 through 48 if you are not filing an amended return.

46. Amount paid on original return. 46 .00

47. Overpayment as shown (or adjusted) on original return 47 .00

Indicate Reason for Amending

A. Federal audit. Enter date of IRS report (MM/DD/YY)
 B. Net Operating Loss carryback Enter year of loss (YY)
 C. Investment tax credit carryback Enter year of credit (YY)
 D. Correction other than A, B, or C. Enter date of federal amended return, if filed. (MM/DD/YY)

48. Amended return total payments and credits - Add Lines 45 and 46; subtract Line 47.
 Enter on Line 48. 48 .00

49. If Line 45, or if amended return, Line 48, is larger than Line 36, enter the difference.
 Amount of OVERPAYMENT 49 .00

50. Amount of Line 49 to be applied to your 2024 estimated tax 50 .00

51. Enter the amount of your donation in the trust fund boxes below. See instructions for additional trust fund codes.

51a. Children's Trust Fund .00 51b. Veterans Trust Fund .00 51c. Elderly Home Delivered Meals Trust Fund .00 51d. Missouri National Guard Trust Fund .00

51e. Workers' Memorial Fund .00 51f. Childhood Lead Testing Fund .00 51g. Missouri Military Family Relief Fund .00 51h. General Revenue Fund .00

51i. Organ Donor Program Fund .00 51j. Kansas City Regional Law Enforcement Memorial Foundation Fund .00 51k. Soldiers Memorial Military Museum in St. Louis Fund .00 51l. Missouri Medal of Honor Fund .00

51m. Additional Fund Code Additional Fund Amount .00 51n. Additional Fund Code Additional Fund Amount .00

Total Donation - Add amounts from Boxes 51a through 51n and enter here 51 .00

52. Amount of Line 49 to be deposited into a Missouri 529 Education Plan (MOST) account. Enter the total deposit amount from **Form 5632**. 52 .00

53. **REFUND** - Subtract Lines 50, 51, and 52 from Line 49 and enter here 53 .00

Amended Return

Refund



Amount Due

- 54. If Line 36 is larger than Line 45 or Line 48, enter the difference.
Amount of UNDERPAYMENT 54 .00
- 55. Underpayment of estimated tax penalty - Attach **Form MO-2210**. Enter penalty amount here . . . 55 .00
 Select this box if you are a farmer exempt from the underpayment of estimated tax penalty.
- 56. **AMOUNT DUE** - Add Lines 54 and 55.
If you pay by check, you authorize the Department of Revenue to process the check electronically. Any returned check may be presented again electronically 56 .00

Under penalties of perjury, I declare that I have examined this return, including accompanying schedules and statements, and to the best of my knowledge and belief it is true, correct, and complete. By signing or entering my name in the "Signature" field(s) below, I am providing the Department of Revenue with my signature as required under **Section 143.561, RSMo**. Declaration of preparer (other than taxpayer) is based on all information of which he or she has knowledge. As provided in **Chapter 143, RSMo.**, a penalty of up to \$500 shall be imposed on any individual who files a frivolous return. I also declare under penalties of perjury that I employ no illegal or unauthorized aliens as defined under federal law and that I am not eligible for any tax exemption, credit, or abatement if I employ such aliens. I am aware of any applicable reporting requirements of **Section 135.805, RSMo**, and the penalty provisions of **Section 135.810, RSMo**.

Signature

Signature	<input type="text"/>			Date (MM/DD/YY)	<input type="text"/>	<input type="text"/>	<input type="text"/>
Spouse's Signature (If filing combined, BOTH must sign)	<input type="text"/>			Date (MM/DD/YY)	<input type="text"/>	<input type="text"/>	<input type="text"/>
E-mail Address	<input type="text" value="SYAM@GTAXFILE.COM"/>			Daytime Telephone	<input type="text" value="9542244798"/>		
Preparer's Signature	<input type="text" value="SYAM PRIYA RAM SAGAR GUPTA TALLAM"/>			Date (MM/DD/YY)	<input type="text" value="03"/>	<input type="text" value="05"/>	<input type="text" value="24"/>
Preparer's FEIN, SSN, or PTIN	<input type="text" value="84-3171965"/>			Preparer's Telephone	<input type="text" value="6789659522"/>		
Preparer's Address	<input type="text" value="245 ROONEY CT E BRUNSWICK"/>			State	<input type="text" value="NJ"/>	ZIP Code	<input type="text" value="08816"/>

I authorize the Director of Revenue or delegate to discuss my return and attachments with the preparer or any member of the preparer's firm Yes No

Did you pay a tax return preparer to complete your return, but the preparer failed to sign the return or provide an Internal Revenue Service preparer tax identification number? If you marked yes, please insert the preparer's name, address, and phone number in the applicable sections of the signature block above. Yes No



23322051555

Department Use Only

A FA E10 DE F .

Form MO-1040 (Revised 12-2023)

Mail to: Balance Due:
Missouri Department of Revenue
P.O. Box 3370
Jefferson City, MO 65105-3370
Phone: (573) 751-7200

Refund or No Amount Due:
Missouri Department of Revenue
P.O. Box 3222
Jefferson City, MO 65105-3222
Phone: (573) 751-3505

Fax: (573) 522-1762
Email: incometaxprocessing@dor.mo.gov
Submission of Individual Income Tax Returns
Email: income@dor.mo.gov
Inquiry and correspondence

Ever served on active duty in the United States Armed Forces?
If yes, visit dor.mo.gov/military/ to see the services and benefits we offer to all eligible military individuals. A list of all state agency resources and benefits can be found at veteranbenefits.mo.gov/state-benefits/.



IN
REV 02/08/24 PRO
MO-1040 Page 5



MISSOURI DEPARTMENT OF REVENUE 2023 Individual Income Tax Adjustments

Department Use Only (MM/DD/YY) [] [] []

Attach to Form MO-1040. Attach your federal return. See information beginning on page 13 to assist you in completing this form.

Name

Social Security Number 808 - 84 - 4544

Spouse's Social Security Number 748 - 73 - 9703

First Name SHARAN TEJ M.I. Last Name KODUMURU Suffix

Spouse's First Name SAI SUDHA REDDY M.I. Spouse's Last Name TIPPIREDDY Suffix

Additions

Yourself (Y)

Spouse (S)

1. Interest on state and local obligations other than Missouri source. . . . 1Y [] .00 1S [] .00

2. Partnership Fiduciary S Corporation Business Interest [] [] [] []



Net Operating Loss (Carryback/Carryforward)

Other (description) [] 2Y [] .00 2S [] .00

3. Nonqualified distribution received from a qualified 529 plan not used for qualified expenses. . . . 3Y [] .00 3S [] .00

4. Food Pantry contributions included on Federal Schedule A. . . . 4Y [] .00 4S [] .00

5. Nonresident Property Tax. . . . 5Y [] .00 5S [] .00

6. Nonqualified distribution received from a qualified Achieving a Better Life Experience Program (ABLE) not used for qualified expenses. . . . 6Y [] .00 6S [] .00

7. Total Additions - Add Lines 1 through 6. Enter here and on Form MO-1040, Line 2. . . . 7Y [] .00 7S [] .00

Subtractions

8. Interest from exempt federal obligations included in federal adjusted gross income - Attach a detailed list or all Federal Form(s) 1099 8Y [] .00 8S [] .00

9. Any state income tax refund included in federal adjusted gross income. 9Y [] .00 9S [] .00

10. Military Retirement Benefits (see Instructions on page 14) 10Y [] .00 10S [] .00

11. Partnership Fiduciary S Corporation Railroad Retirement Benefits Military (nonresident)

Combat Pay Build America and Recovery Zone Bond Interest MO Public-Private Transportation Act

Net Operating Loss Business Interest

Other (description) [] 11Y [] .00 11S [] .00

12. Exempt contributions made to a qualified 529 plan 12Y [] .00 12S [] .00

13. Qualified Health Insurance Premiums - Attach the Qualified Health Insurance Premiums Worksheet (Form 5695) and supporting documentation 13Y [] .00 13S [] .00

Part 1 - Missouri Modifications to Federal Adjusted Gross Income

14. Missouri depreciation adjustment (Section 143.121, RSMo.)					
<input type="checkbox"/> Sold or disposed property previously taken as addition modification	14Y		.00	14S	
15. Exempt contributions made to a qualified Achieving a Better Life Experience Program (ABLE)	15Y		.00	15S	
16. Agriculture Disaster Relief	16Y		.00	16S	
17. Business Income Deduction – see worksheet on page 16.	17Y		.00	17S	
18. Total Subtractions - Add Lines 8 through 17. Enter here and on Form MO-1040, Line 4	18Y		.00	18S	

Complete this section only if you itemize deductions on your federal return. Attach your Federal Form 1040 (pages 1 and 2) and Federal Schedule A.

1. Total federal itemized deductions from Federal Form 1040 or Federal Form 1040-SR, Line 12	1	35835	.00
2. 2023 Social security tax - (Yourself)	2	9932	.00
3. 2023 Social security tax - (Spouse)	3	5451	.00
4. 2023 Railroad retirement tax - Tier I and Tier II (Yourself)	4		.00
5. 2023 Railroad retirement tax - Tier I and Tier II (Spouse)	5		.00
6. 2023 Medicare tax - Yourself and Spouse (see instructions on page 16)	6	6660	.00
7. 2023 Self-employment tax (see instructions on page 16)	7	0	.00
8. Total - Add Lines 1 through 7	8	57878	.00
9. State and local income taxes from Federal Schedule A, Line 5 or enter \$0 if completing worksheet below	9		.00
10. Earnings taxes included in Line 9	10		.00
11. Net state income taxes - Subtract Line 10 from Line 9 or enter Line 7 from worksheet below	11	6800	.00
12. Missouri Itemized Deductions - Subtract Line 11 from Line 8. Enter here and on Form MO-1040, Line 14	12	51078	.00

Complete this worksheet only if your total state and local taxes included in your federal itemized deductions (Federal Schedule A, Line 5d) exceeds \$10,000 (or \$5,000 for married filing separate filers).

1. Enter the sum of your state and local taxes on Federal Form 1040 or Federal Form 1040-SR, Schedule A, Line 5d.	1	24465	.00
2. State and local income taxes from Federal Form 1040 or Federal Form 1040-SR, Schedule A, Line 5a.	2	16670	.00
3. Earnings taxes included on Federal Form 1040 or Federal Form 1040-SR, Schedule A, Line 5a.	3		.00
4. Subtract Line 3 from Line 2.	4	16670	.00
5. Divide Line 4 by Line 1.	5	68	%
6. Enter \$10,000 (\$5,000 if married filing separately).	6	10000	.00
7. Multiply Line 6 by percentage on Line 5. Enter here and on Missouri Itemized Deductions, Line 11, above.	7	6800	.00



Part 3 - Pension and Social Security/Social Security Disability

Public Pension Calculation - Pensions received from any federal, state, or local government.

Part 3 - Section A

1. Missouri adjusted gross income from Form MO-1040, Line 6	1	353547	00
2. Taxable social security benefits from Federal Form 1040 or Federal Form 1040-SR, Line 6b	2		00
3. Subtract Line 2 from Line 1	3	353547	00
4. Select the appropriate filing status and enter amount on Line 4. • Married Filing Combined (joint federal) - \$100,000 • Single, Head of Household, Married Filing Separate, and Qualifying Widow(er) - \$85,000	4	100000	00
5. Subtract Line 4 from Line 3 and enter on Line 5. If Line 4 is greater than Line 3, enter \$0	5	253547	00
6. Taxable pension for each spouse from public sources from Federal Form 1040 or Federal Form 1040-SR, Line 5b	6Y		00
	6S		00
7. Amount from Line 6 or \$44,683 (maximum social security benefit), whichever is less	7Y		00
	7S		00
8. If you received taxable social security, complete Form MO-A, Lines 1 through 8 of Section C, and enter the amount(s) from Line(s) 6Y and 6S. See instructions if Line 3 of Section C is more than \$0.	8Y		00
	8S		00
9. Subtract Line 8 from Line 7. If Line 8 is greater than Line 7, enter \$0.	9Y	0	00
	9S	0	00
10. Add amounts on Lines 9Y and 9S	10	0	00
11. Total public pension, subtract Line 5 from Line 10. If Line 5 is greater than Line 10, enter \$0	11	0	00

Private Pension Calculation - Annuities, pensions, IRAs, and 401(k) plans funded by a private source.

Part 3 - Section B

1. Missouri adjusted gross income from Form MO-1040, Line 6	1	353547	00
2. Taxable social security benefits from Federal Form 1040 or Federal Form 1040-SR, Line 6b	2		00
3. Subtract Line 2 from Line 1	3	353547	00
4. Select the appropriate filing status and enter the amount on Line 4. • Married Filing Combined (joint federal) - \$32,000 • Single, Head of Household, and Qualifying Widow(er) - \$25,000 • Married Filing Separate - \$16,000	4	32000	00
5. Subtract Line 4 from Line 3. If Line 4 is greater than Line 3, enter \$0	5	321547	00
6. Taxable pension for each spouse from private sources from Federal Form 1040 or Federal Form 1040-SR, Line 4b and 5b	6Y		00
	6S		00
7. Amounts from Line 6Y and 6S or \$6,000, whichever is less	7Y	0	00
	7S	0	00
8. Add Lines 7Y and 7S	8	0	00
9. Total private pension, subtract Line 5 from Line 8. If Line 5 is greater than Line 8, enter \$0	9	0	00



Social Security or Social Security Disability Calculation - To be eligible for social security deduction you must be 62 years of age by December 31 and have selected the 62 and older box on page 1 of Form MO-1040. Age limit does not apply to social security disability deduction.

Part 3 - Section C

1. Missouri adjusted gross income from Form MO-1040, Line 6	1	353547	00
2. Select the appropriate filing status and enter the amount on Line 2.			
• Married Filing Combined (joint federal) - \$100,000	2	100000	00
• Single, Head of Household, Married Filing Separate, and Qualifying Widow(er) - \$85,000			
3. Subtract Line 2 from Line 1 and enter on Line 3. If Line 2 is greater than Line 1, enter \$0	3	253547	00
4. Taxable social security benefits for each spouse from Federal Form 1040 or Federal Form 1040-SR, Line 6b	4Y		00
	4S		00
5. Taxable social security disability benefits for each spouse from Federal Form 1040 or 1040-SR, Line 6b	5Y		00
	5S		00
6. Amount from Line(s) 4Y or 5Y, and 4S or 5S	6Y		00
	6S		00
7. Add Lines 6Y and 6S	7		00
8. Total social security/social security disability, subtract Line 3 from Line 7. If Line 3 is greater than Line 7, enter \$0	8	0	00

Part 3 - Section D

Total Pension and Social Security/Social Security Disability

Add Line 11 (Section A), Line 9 (Section B), and Line 8 (Section C) from Form MO-A.
 Enter total amount here and on Form MO-1040, Line 8. 0 00

Note: There is no longer a calculation for computing a **military pension** exemption since 100% of military retirement benefits can be subtracted from federal adjusted gross income. (The military retirement benefits must be included on your federal return, Line 5b). Please use MO-A, Part 1, Line 10 to claim your military subtraction.



23340041555

Attach to Form MO-1040. Attach your federal return.
 Instructions for Part 2 and 3 begin on page 16.

Ever served on active duty in the United States Armed Forces?
 If yes, visit dor.mo.gov/military/ to see the services and benefits we offer to all eligible military individuals. A list of all state agency resources and benefits can be found at veteranbenefits.mo.gov/state-benefits/.