

For the year Jan. 1–Dec. 31, 2023, or other tax year beginning , 2023, ending , 20 See separate instructions.

Your first name and middle initial SUDHAKAR REDDY Last name TATIPARTHI Your social security number 850 67 6147

If joint return, spouse's first name and middle initial SRAVYA Last name CHENNAREDDY Spouse's social security number 661 93 7831

Home address (number and street). If you have a P.O. box, see instructions. 33 ROMAINE AVENUE FLOOR 2 Apt. no. Presidential Election Campaign

City, town, or post office. If you have a foreign address, also complete spaces below. JERSEY CITY State NJ ZIP code 07306 Check here if you, or your spouse if filing jointly, want \$3 to go to this fund. Checking a box below will not change your tax or refund.

Foreign country name Foreign province/state/county Foreign postal code You Spouse

Filing Status Single Married filing jointly (even if only one had income) Married filing separately (MFS) Head of household (HOH) Qualifying surviving spouse (QSS)

Digital Assets At any time during 2023, did you: (a) receive (as a reward, award, or payment for property or services); or (b) sell, exchange, or otherwise dispose of a digital asset (or a financial interest in a digital asset)? (See instructions.) Yes No

Standard Deduction Someone can claim: You as a dependent Your spouse as a dependent Spouse itemizes on a separate return or you were a dual-status alien

Age/Blindness You: Were born before January 2, 1959 Are blind Spouse: Was born before January 2, 1959 Is blind

Table with 5 columns: (1) First name, Last name, (2) Social security number, (3) Relationship to you, (4) Check the box if qualifies for (see instructions): Child tax credit, Credit for other dependents

Income table with columns 1a-1z and 1a-1z. Rows include Total amount from Form(s) W-2, Household employee wages, Tip income, Medicaid waiver payments, Taxable dependent care benefits, Employer-provided adoption benefits, Wages from Form 8919, Other earned income, Nontaxable combat pay election, Add lines 1a through 1h.

Table with columns 2a-2b, 3a-3b, 4a-4b, 5a-5b, 6a-6b. Rows include Tax-exempt interest, Qualified dividends, IRA distributions, Pensions and annuities, Social security benefits, Taxable interest, Ordinary dividends, Taxable amount.

Table with columns 7-15. Rows include Capital gain or (loss), Additional income from Schedule 1, Add lines 1z, 2b, 3b, 4b, 5b, 6b, 7, and 8. This is your total income, Adjustments to income from Schedule 1, Subtract line 10 from line 9. This is your adjusted gross income, Standard deduction or itemized deductions (from Schedule A), Qualified business income deduction from Form 8995 or Form 8995-A, Add lines 12 and 13, Subtract line 14 from line 11. If zero or less, enter -0-. This is your taxable income.

For Disclosure, Privacy Act, and Paperwork Reduction Act Notice, see separate instructions.

Tax and Credits	16	Tax (see instructions). Check if any from Form(s): 1 <input type="checkbox"/> 8814 2 <input type="checkbox"/> 4972 3 <input type="checkbox"/> _____	16	15,629.
	17	Amount from Schedule 2, line 3	17	
	18	Add lines 16 and 17	18	15,629.
	19	Child tax credit or credit for other dependents from Schedule 8812	19	
	20	Amount from Schedule 3, line 8	20	
	21	Add lines 19 and 20	21	
	22	Subtract line 21 from line 18. If zero or less, enter -0-	22	15,629.
	23	Other taxes, including self-employment tax, from Schedule 2, line 21	23	234.
24	Add lines 22 and 23. This is your total tax	24	15,863.	

Payments	25	Federal income tax withheld from:		
	a	Form(s) W-2	25a	11,757.
	b	Form(s) 1099	25b	
	c	Other forms (see instructions)	25c	
	d	Add lines 25a through 25c	25d	11,757.
	26	2023 estimated tax payments and amount applied from 2022 return	26	
	27	Earned income credit (EIC)	27	
	28	Additional child tax credit from Schedule 8812	28	
	29	American opportunity credit from Form 8863, line 8	29	
	30	Reserved for future use	30	
31	Amount from Schedule 3, line 15	31		
32	Add lines 27, 28, 29, and 31. These are your total other payments and refundable credits	32		
33	Add lines 25d, 26, and 32. These are your total payments	33	11,757.	

Refund	34	If line 33 is more than line 24, subtract line 24 from line 33. This is the amount you overpaid	34																	
	35a	Amount of line 34 you want refunded to you . If Form 8888 is attached, check here <input type="checkbox"/>	35a																	
	b	Routing number <table border="1"><tr><td>X</td><td>X</td><td>X</td><td>X</td><td>X</td><td>X</td><td>X</td><td>X</td><td>X</td><td>X</td></tr></table> c Type: <input type="checkbox"/> Checking <input type="checkbox"/> Savings	X	X	X	X	X	X	X	X	X	X								
	X	X	X	X	X	X	X	X	X	X										
d	Account number <table border="1"><tr><td>X</td><td>X</td><td>X</td><td>X</td><td>X</td><td>X</td><td>X</td><td>X</td><td>X</td><td>X</td><td>X</td><td>X</td><td>X</td><td>X</td><td>X</td><td>X</td><td>X</td></tr></table>	X	X	X	X	X	X	X	X	X	X	X	X	X	X	X	X	X		
X	X	X	X	X	X	X	X	X	X	X	X	X	X	X	X	X				
36	Amount of line 34 you want applied to your 2024 estimated tax	36																		

Amount You Owe	37	Subtract line 33 from line 24. This is the amount you owe . For details on how to pay, go to www.irs.gov/Payments or see instructions	37	4,106.
	38	Estimated tax penalty (see instructions)	38	

Third Party Designee Do you want to allow another person to discuss this return with the IRS? See instructions **Yes.** Complete below. **No**

Designee's name _____ Phone no. _____ Personal identification number (PIN) _____

Sign Here Under penalties of perjury, I declare that I have examined this return and accompanying schedules and statements, and to the best of my knowledge and belief, they are true, correct, and complete. Declaration of preparer (other than taxpayer) is based on all information of which preparer has any knowledge.

Your signature _____	Date _____	Your occupation DATABASE ADMINISTRATOR	If the IRS sent you an Identity Protection PIN, enter it here (see inst.)
Spouse's signature. If a joint return, both must sign. _____	Date _____	Spouse's occupation HOME MAKER	If the IRS sent your spouse an Identity Protection PIN, enter it here (see inst.)
Phone no. (201) 912-1236	Email address SUDHAKARREDDY.GD@GMAIL.COM		

Paid Preparer Use Only

Preparer's name SYAM PRIYA RAM SAGAR GUPTA TALLAM	Preparer's signature SYAM PRIYA RAM SAGAR GUPTA TALLAM	Date 02/14/2024	PTIN P02082703	Check if: <input type="checkbox"/> Self-employed
Firm's name GLOBAL TAXES LLC	Firm's address 245 ROONEY CT E BRUNSWICK NJ 08816		Phone no. (678) 965-9522	Firm's EIN 84-3171965

**SCHEDULE 1
(Form 1040)**

Department of the Treasury
Internal Revenue Service

Additional Income and Adjustments to Income

Attach to Form 1040, 1040-SR, or 1040-NR.

Go to www.irs.gov/Form1040 for instructions and the latest information.

OMB No. 1545-0074

2023

Attachment
Sequence No. **01**

Name(s) shown on Form 1040, 1040-SR, or 1040-NR

SUDHAKAR REDDY TATIPARTHI & SRAVYA CHENNAREDDY

Your social security number

850-67-6147

Part I Additional Income

1	Taxable refunds, credits, or offsets of state and local income taxes		1	
2a	Alimony received		2a	
b	Date of original divorce or separation agreement (see instructions): _____			
3	Business income or (loss). Attach Schedule C		3	-42,534.
4	Other gains or (losses). Attach Form 4797		4	
5	Rental real estate, royalties, partnerships, S corporations, trusts, etc. Attach Schedule E		5	-17,977.
6	Farm income or (loss). Attach Schedule F		6	
7	Unemployment compensation		7	
8	Other income:			
a	Net operating loss	8a ()		
b	Gambling	8b		
c	Cancellation of debt	8c		
d	Foreign earned income exclusion from Form 2555	8d ()		
e	Income from Form 8853	8e		
f	Income from Form 8889	8f		
g	Alaska Permanent Fund dividends	8g		
h	Jury duty pay	8h		
i	Prizes and awards	8i		
j	Activity not engaged in for profit income	8j		
k	Stock options	8k		
l	Income from the rental of personal property if you engaged in the rental for profit but were not in the business of renting such property	8l		
m	Olympic and Paralympic medals and USOC prize money (see instructions)	8m		
n	Section 951(a) inclusion (see instructions)	8n		
o	Section 951A(a) inclusion (see instructions)	8o		
p	Section 461(l) excess business loss adjustment	8p		
q	Taxable distributions from an ABL account (see instructions)	8q		
r	Scholarship and fellowship grants not reported on Form W-2	8r		
s	Nontaxable amount of Medicaid waiver payments included on Form 1040, line 1a or 1d	8s ()		
t	Pension or annuity from a nonqualified deferred compensation plan or a nongovernmental section 457 plan	8t		
u	Wages earned while incarcerated	8u		
z	Other income. List type and amount: _____	8z		
9	Total other income. Add lines 8a through 8z		9	
10	Combine lines 1 through 7 and 9. This is your additional income . Enter here and on Form 1040, 1040-SR, or 1040-NR, line 8		10	-60,511.

For Paperwork Reduction Act Notice, see your tax return instructions.

Schedule 1 (Form 1040) 2023

Part II Adjustments to Income

11	Educator expenses		11
12	Certain business expenses of reservists, performing artists, and fee-basis government officials. Attach Form 2106		12
13	Health savings account deduction. Attach Form 8889		13
14	Moving expenses for members of the Armed Forces. Attach Form 3903		14
15	Deductible part of self-employment tax. Attach Schedule SE		15
16	Self-employed SEP, SIMPLE, and qualified plans		16
17	Self-employed health insurance deduction		17
18	Penalty on early withdrawal of savings		18
19a	Alimony paid		19a
b	Recipient's SSN		
c	Date of original divorce or separation agreement (see instructions): _____		
20	IRA deduction		20
21	Student loan interest deduction		21
22	Reserved for future use		22
23	Archer MSA deduction		23
24	Other adjustments:		
a	Jury duty pay (see instructions)	24a	
b	Deductible expenses related to income reported on line 8l from the rental of personal property engaged in for profit	24b	
c	Nontaxable amount of the value of Olympic and Paralympic medals and USOC prize money reported on line 8m	24c	
d	Reforestation amortization and expenses	24d	
e	Repayment of supplemental unemployment benefits under the Trade Act of 1974	24e	
f	Contributions to section 501(c)(18)(D) pension plans	24f	
g	Contributions by certain chaplains to section 403(b) plans	24g	
h	Attorney fees and court costs for actions involving certain unlawful discrimination claims (see instructions)	24h	
i	Attorney fees and court costs you paid in connection with an award from the IRS for information you provided that helped the IRS detect tax law violations	24i	
j	Housing deduction from Form 2555	24j	
k	Excess deductions of section 67(e) expenses from Schedule K-1 (Form 1041)	24k	
z	Other adjustments. List type and amount: _____	24z	
25	Total other adjustments. Add lines 24a through 24z		25
26	Add lines 11 through 23 and 25. These are your adjustments to income . Enter here and on Form 1040, 1040-SR, or 1040-NR, line 10		26

**SCHEDULE 2
(Form 1040)**

Department of the Treasury
Internal Revenue Service

Additional Taxes

Attach to Form 1040, 1040-SR, or 1040-NR.
Go to www.irs.gov/Form1040 for instructions and the latest information.

OMB No. 1545-0074

2023
Attachment
Sequence No. **02**

Name(s) shown on Form 1040, 1040-SR, or 1040-NR

SUDHAKAR REDDY TATIPARTHI & SRAVYA CHENNAREDDY

Your social security number

850-67-6147

Part I Tax

1	Alternative minimum tax. Attach Form 6251	1	
2	Excess advance premium tax credit repayment. Attach Form 8962	2	
3	Add lines 1 and 2. Enter here and on Form 1040, 1040-SR, or 1040-NR, line 17	3	

Part II Other Taxes

4	Self-employment tax. Attach Schedule SE	4	
5	Social security and Medicare tax on unreported tip income. Attach Form 4137	5	
6	Uncollected social security and Medicare tax on wages. Attach Form 8919	6	
7	Total additional social security and Medicare tax. Add lines 5 and 6	7	
8	Additional tax on IRAs or other tax-favored accounts. Attach Form 5329 if required. If not required, check here <input type="checkbox"/>	8	234.
9	Household employment taxes. Attach Schedule H	9	
10	Repayment of first-time homebuyer credit. Attach Form 5405 if required	10	
11	Additional Medicare Tax. Attach Form 8959	11	
12	Net investment income tax. Attach Form 8960	12	
13	Uncollected social security and Medicare or RRTA tax on tips or group-term life insurance from Form W-2, box 12	13	
14	Interest on tax due on installment income from the sale of certain residential lots and timeshares	14	
15	Interest on the deferred tax on gain from certain installment sales with a sales price over \$150,000	15	
16	Recapture of low-income housing credit. Attach Form 8611	16	

(continued on page 2)

Part II Other Taxes *(continued)*

17	Other additional taxes:		
a	Recapture of other credits. List type, form number, and amount: _____	17a	
b	Recapture of federal mortgage subsidy, if you sold your home see instructions	17b	
c	Additional tax on HSA distributions. Attach Form 8889	17c	
d	Additional tax on an HSA because you didn't remain an eligible individual. Attach Form 8889	17d	
e	Additional tax on Archer MSA distributions. Attach Form 8853	17e	
f	Additional tax on Medicare Advantage MSA distributions. Attach Form 8853	17f	
g	Recapture of a charitable contribution deduction related to a fractional interest in tangible personal property	17g	
h	Income you received from a nonqualified deferred compensation plan that fails to meet the requirements of section 409A	17h	
i	Compensation you received from a nonqualified deferred compensation plan described in section 457A	17i	
j	Section 72(m)(5) excess benefits tax	17j	
k	Golden parachute payments	17k	
l	Tax on accumulation distribution of trusts	17l	
m	Excise tax on insider stock compensation from an expatriated corporation	17m	
n	Look-back interest under section 167(g) or 460(b) from Form 8697 or 8866	17n	
o	Tax on non-effectively connected income for any part of the year you were a nonresident alien from Form 1040-NR	17o	
p	Any interest from Form 8621, line 16f, relating to distributions from, and dispositions of, stock of a section 1291 fund	17p	
q	Any interest from Form 8621, line 24	17q	
z	Any other taxes. List type and amount: _____ _____	17z	
18	Total additional taxes. Add lines 17a through 17z		18
19	Reserved for future use		19
20	Section 965 net tax liability installment from Form 965-A	20	
21	Add lines 4, 7 through 16, and 18. These are your total other taxes . Enter here and on Form 1040 or 1040-SR, line 23, or Form 1040-NR, line 23b		21

234.

**SCHEDULE C
(Form 1040)**

**Profit or Loss From Business
(Sole Proprietorship)**

OMB No. 1545-0074

2023

Attachment
Sequence No. **09**

Department of the Treasury
Internal Revenue Service

Attach to Form 1040, 1040-SR, 1040-SS, 1040-NR, or 1041; partnerships must generally file Form 1065.
Go to www.irs.gov/ScheduleC for instructions and the latest information.

Name of proprietor SRAVYA CHENNAREDDY		Social security number (SSN) 661-93-7831
A Principal business or profession, including product or service (see instructions) SOFTWARE SERVICES	B Enter code from instructions 5 1 8 2 1 0	
C Business name. If no separate business name, leave blank.	D Employer ID number (EIN) (see instr.)	
E Business address (including suite or room no.) 33 ROMAINE AVENUE FLOOR 2 City, town or post office, state, and ZIP code JERSEY CITY, NJ 07306		
F Accounting method: (1) <input type="checkbox"/> Cash (2) <input checked="" type="checkbox"/> Accrual (3) <input type="checkbox"/> Other (specify) _____		
G Did you "materially participate" in the operation of this business during 2023? If "No," see instructions for limit on losses <input checked="" type="checkbox"/> Yes <input type="checkbox"/> No		
H If you started or acquired this business during 2023, check here <input type="checkbox"/>		
I Did you make any payments in 2023 that would require you to file Form(s) 1099? See instructions <input type="checkbox"/> Yes <input checked="" type="checkbox"/> No		
J If "Yes," did you or will you file required Form(s) 1099? <input type="checkbox"/> Yes <input type="checkbox"/> No		

Part I Income

1 Gross receipts or sales. See instructions for line 1 and check the box if this income was reported to you on Form W-2 and the "Statutory employee" box on that form was checked <input type="checkbox"/>	1	
2 Returns and allowances	2	
3 Subtract line 2 from line 1	3	
4 Cost of goods sold (from line 42)	4	
5 Gross profit. Subtract line 4 from line 3	5	
6 Other income, including federal and state gasoline or fuel tax credit or refund (see instructions)	6	
7 Gross income. Add lines 5 and 6	7	

Part II Expenses. Enter expenses for business use of your home **only** on line 30.

8 Advertising	8		18 Office expense (see instructions)	18	
9 Car and truck expenses (see instructions)	9	4,238.	19 Pension and profit-sharing plans	19	
10 Commissions and fees	10		20 Rent or lease (see instructions):		
11 Contract labor (see instructions)	11		a Vehicles, machinery, and equipment	20a	
12 Depletion	12		b Other business property	20b	8,000.
13 Depreciation and section 179 expense deduction (not included in Part III) (see instructions)	13		21 Repairs and maintenance	21	1,950.
14 Employee benefit programs (other than on line 19)	14		22 Supplies (not included in Part III)	22	
15 Insurance (other than health)	15		23 Taxes and licenses	23	
16 Interest (see instructions):			24 Travel and meals:		
a Mortgage (paid to banks, etc.)	16a		a Travel	24a	3,470.
b Other	16b		b Deductible meals (see instructions)	24b	2,400.
17 Legal and professional services	17		25 Utilities	25	1,476.
28 Total expenses before expenses for business use of home. Add lines 8 through 27b	28		26 Wages (less employment credits)	26	
29 Tentative profit or (loss). Subtract line 28 from line 7	29		27a Other expenses (from line 48)	27a	21,000.
30 Expenses for business use of your home. Do not report these expenses elsewhere. Attach Form 8829 unless using the simplified method. See instructions. Simplified method filers only: Enter the total square footage of (a) your home: _____ and (b) the part of your home used for business: _____. Use the Simplified Method Worksheet in the instructions to figure the amount to enter on line 30	30		b Energy efficient commercial bldgs deduction (attach Form 7205)	27b	
31 Net profit or (loss). Subtract line 30 from line 29. • If a profit, enter on both Schedule 1 (Form 1040), line 3 , and on Schedule SE, line 2 . (If you checked the box on line 1, see instructions.) Estates and trusts, enter on Form 1041, line 3 . • If a loss, you must go to line 32.	31				-42,534.
32 If you have a loss, check the box that describes your investment in this activity. See instructions. • If you checked 32a, enter the loss on both Schedule 1 (Form 1040), line 3 , and on Schedule SE, line 2 . (If you checked the box on line 1, see the line 31 instructions.) Estates and trusts, enter on Form 1041, line 3 . • If you checked 32b, you must attach Form 6198 . Your loss may be limited.			32a <input checked="" type="checkbox"/> All investment is at risk.		
			32b <input type="checkbox"/> Some investment is not at risk.		

Part III Cost of Goods Sold (see instructions)

33 Method(s) used to value closing inventory: **a** Cost **b** Lower of cost or market **c** Other (attach explanation)

34 Was there any change in determining quantities, costs, or valuations between opening and closing inventory?
If "Yes," attach explanation **Yes** **No**

35 Inventory at beginning of year. If different from last year's closing inventory, attach explanation . . .	35	
36 Purchases less cost of items withdrawn for personal use	36	
37 Cost of labor. Do not include any amounts paid to yourself	37	
38 Materials and supplies	38	
39 Other costs	39	
40 Add lines 35 through 39	40	
41 Inventory at end of year	41	
42 Cost of goods sold. Subtract line 41 from line 40. Enter the result here and on line 4	42	

Part IV Information on Your Vehicle. Complete this part **only** if you are claiming car or truck expenses on line 9 and are not required to file Form 4562 for this business. See the instructions for line 13 to find out if you must file Form 4562.

43 When did you place your vehicle in service for business purposes? (month/day/year) 01/15/2023

44 Of the total number of miles you drove your vehicle during 2023, enter the number of miles you used your vehicle for:

a Business 6,470 **b** Commuting (see instructions) _____ **c** Other 5,990

45 Was your vehicle available for personal use during off-duty hours? **Yes** **No**

46 Do you (or your spouse) have another vehicle available for personal use?. **Yes** **No**

47a Do you have evidence to support your deduction? **Yes** **No**

b If "Yes," is the evidence written? **Yes** **No**

Part V Other Expenses. List below business expenses not included on lines 8–26, line 27b, or line 30.

BACK OFFICE EXPENSES		21,000.
48 Total other expenses. Enter here and on line 27a	48	21,000.

**SCHEDULE D
(Form 1040)**

Capital Gains and Losses

OMB No. 1545-0074

2023

Department of the Treasury
Internal Revenue Service

Attach to Form 1040, 1040-SR, or 1040-NR.
Use Form 8949 to list your transactions for lines 1b, 2, 3, 8b, 9, and 10.
Go to www.irs.gov/ScheduleD for instructions and the latest information.

Attachment
Sequence No. **12**

Name(s) shown on return

SUDHAKAR REDDY TATIPARTHI & SRAVYA CHENNA REDDY

Your social security number

850-67-6147

Did you dispose of any investment(s) in a qualified opportunity fund during the tax year? Yes No

If "Yes," attach Form 8949 and see its instructions for additional requirements for reporting your gain or loss.

Part I Short-Term Capital Gains and Losses—Generally Assets Held One Year or Less (see instructions)

See instructions for how to figure the amounts to enter on the lines below.

This form may be easier to complete if you round off cents to whole dollars.

	(d) Proceeds (sales price)	(e) Cost (or other basis)	(g) Adjustments to gain or loss from Form(s) 8949, Part I, line 2, column (g)	(h) Gain or (loss) Subtract column (e) from column (d) and combine the result with column (g)
1a Totals for all short-term transactions reported on Form 1099-B for which basis was reported to the IRS and for which you have no adjustments (see instructions). However, if you choose to report all these transactions on Form 8949, leave this line blank and go to line 1b .				
1b Totals for all transactions reported on Form(s) 8949 with Box A checked	4,961.	4,723.	23.	261.
2 Totals for all transactions reported on Form(s) 8949 with Box B checked	101.	99.		2.
3 Totals for all transactions reported on Form(s) 8949 with Box C checked				
4 Short-term gain from Form 6252 and short-term gain or (loss) from Forms 4684, 6781, and 8824				4
5 Net short-term gain or (loss) from partnerships, S corporations, estates, and trusts from Schedule(s) K-1				5
6 Short-term capital loss carryover. Enter the amount, if any, from line 8 of your Capital Loss Carryover Worksheet in the instructions				6 ()
7 Net short-term capital gain or (loss). Combine lines 1a through 6 in column (h). If you have any long-term capital gains or losses, go to Part II below. Otherwise, go to Part III on the back				7 263.

Part II Long-Term Capital Gains and Losses—Generally Assets Held More Than One Year (see instructions)

See instructions for how to figure the amounts to enter on the lines below.

This form may be easier to complete if you round off cents to whole dollars.

	(d) Proceeds (sales price)	(e) Cost (or other basis)	(g) Adjustments to gain or loss from Form(s) 8949, Part II, line 2, column (g)	(h) Gain or (loss) Subtract column (e) from column (d) and combine the result with column (g)
8a Totals for all long-term transactions reported on Form 1099-B for which basis was reported to the IRS and for which you have no adjustments (see instructions). However, if you choose to report all these transactions on Form 8949, leave this line blank and go to line 8b .				
8b Totals for all transactions reported on Form(s) 8949 with Box D checked	1.	5.	1.	-3.
9 Totals for all transactions reported on Form(s) 8949 with Box E checked				
10 Totals for all transactions reported on Form(s) 8949 with Box F checked				
11 Gain from Form 4797, Part I; long-term gain from Forms 2439 and 6252; and long-term gain or (loss) from Forms 4684, 6781, and 8824				11
12 Net long-term gain or (loss) from partnerships, S corporations, estates, and trusts from Schedule(s) K-1				12
13 Capital gain distributions. See the instructions				13
14 Long-term capital loss carryover. Enter the amount, if any, from line 13 of your Capital Loss Carryover Worksheet in the instructions				14 ()
15 Net long-term capital gain or (loss). Combine lines 8a through 14 in column (h). Then, go to Part III on the back				15 -3.

For Paperwork Reduction Act Notice, see your tax return instructions.

Schedule D (Form 1040) 2023

Part III Summary

16	Combine lines 7 and 15 and enter the result	16	260.
	<ul style="list-style-type: none"> • If line 16 is a gain, enter the amount from line 16 on Form 1040, 1040-SR, or 1040-NR, line 7. Then, go to line 17 below. • If line 16 is a loss, skip lines 17 through 20 below. Then, go to line 21. Also be sure to complete line 22. • If line 16 is zero, skip lines 17 through 21 below and enter -0- on Form 1040, 1040-SR, or 1040-NR, line 7. Then, go to line 22. 		
17	Are lines 15 and 16 both gains? <input type="checkbox"/> Yes. Go to line 18. <input checked="" type="checkbox"/> No. Skip lines 18 through 21, and go to line 22.		
18	If you are required to complete the 28% Rate Gain Worksheet (see instructions), enter the amount, if any, from line 7 of that worksheet	18	
19	If you are required to complete the Unrecaptured Section 1250 Gain Worksheet (see instructions), enter the amount, if any, from line 18 of that worksheet	19	
20	Are lines 18 and 19 both zero or blank and you are not filing Form 4952? <input type="checkbox"/> Yes. Complete the Qualified Dividends and Capital Gain Tax Worksheet in the instructions for Form 1040, line 16. Don't complete lines 21 and 22 below. <input type="checkbox"/> No. Complete the Schedule D Tax Worksheet in the instructions. Don't complete lines 21 and 22 below.		
21	If line 16 is a loss, enter here and on Form 1040, 1040-SR, or 1040-NR, line 7, the smaller of: <ul style="list-style-type: none"> • The loss on line 16; or • (\$3,000), or if married filing separately, (\$1,500) } <p>Note: When figuring which amount is smaller, treat both amounts as positive numbers.</p>	21	()
22	Do you have qualified dividends on Form 1040, 1040-SR, or 1040-NR, line 3a? <input checked="" type="checkbox"/> Yes. Complete the Qualified Dividends and Capital Gain Tax Worksheet in the instructions for Form 1040, line 16. <input type="checkbox"/> No. Complete the rest of Form 1040, 1040-SR, or 1040-NR.		

Sales and Other Dispositions of Capital Assets

Department of the Treasury
Internal Revenue Service

File with your Schedule D to list your transactions for lines 1b, 2, 3, 8b, 9, and 10 of Schedule D.

Go to www.irs.gov/Form8949 for instructions and the latest information.

Name(s) shown on return: SUDHAKAR REDDY TATIPARTHI & SRAVYA CHENNAREDDY Social security number or taxpayer identification number: 850-67-6147

Before you check Box A, B, or C below, see whether you received any Form(s) 1099-B or substitute statement(s) from your broker. A substitute statement will have the same information as Form 1099-B. Either will show whether your basis (usually your cost) was reported to the IRS by your broker and may even tell you which box to check.

Part I Short-Term. Transactions involving capital assets you held 1 year or less are generally short-term (see instructions). For long-term transactions, see page 2.

Note: You may aggregate all short-term transactions reported on Form(s) 1099-B showing basis was reported to the IRS and for which no adjustments or codes are required. Enter the totals directly on Schedule D, line 1a; you aren't required to report these transactions on Form 8949 (see instructions).

You must check Box A, B, or C below. Check only one box. If more than one box applies for your short-term transactions, complete a separate Form 8949, page 1, for each applicable box. If you have more short-term transactions than will fit on this page for one or more of the boxes, complete as many forms with the same box checked as you need.

- (A)** Short-term transactions reported on Form(s) 1099-B showing basis was reported to the IRS (see **Note** above)
- (B)** Short-term transactions reported on Form(s) 1099-B showing basis **wasn't** reported to the IRS
- (C)** Short-term transactions not reported to you on Form 1099-B

1	(a) Description of property (Example: 100 sh. XYZ Co.)	(b) Date acquired (Mo., day, yr.)	(c) Date sold or disposed of (Mo., day, yr.)	(d) Proceeds (sales price) (see instructions)	(e) Cost or other basis See the Note below and see <i>Column (e)</i> in the separate instructions.	Adjustment, if any, to gain or loss If you enter an amount in column (g), enter a code in column (f). See the separate instructions.		(h) Gain or (loss) Subtract column (e) from column (d) and combine the result with column (g).	
						(f) Code(s) from instructions	(g) Amount of adjustment		
	ROBINHOOD SECURITIES LLC	01/01/23	12/31/23	4,961.	4,723.	W	23.	261.	
2 Totals.	Add the amounts in columns (d), (e), (g), and (h) (subtract negative amounts). Enter each total here and include on your Schedule D, line 1b (if Box A above is checked), line 2 (if Box B above is checked), or line 3 (if Box C above is checked).				4,961.	4,723.		23.	261.

Note: If you checked Box A above but the basis reported to the IRS was incorrect, enter in column (e) the basis as reported to the IRS, and enter an adjustment in column (g) to correct the basis. See *Column (g)* in the separate instructions for how to figure the amount of the adjustment.

Name(s) shown on return. Name and SSN or taxpayer identification no. not required if shown on other side
 SUDHAKAR REDDY TATIPARTHI & SRAVYA CHENNAREDDY

Social security number or taxpayer identification number
 850-67-6147

Before you check Box D, E, or F below, see whether you received any Form(s) 1099-B or substitute statement(s) from your broker. A substitute statement will have the same information as Form 1099-B. Either will show whether your basis (usually your cost) was reported to the IRS by your broker and may even tell you which box to check.

Part II Long-Term. Transactions involving capital assets you held more than 1 year are generally long-term (see instructions). For short-term transactions, see page 1.

Note: You may aggregate all long-term transactions reported on Form(s) 1099-B showing basis was reported to the IRS and for which no adjustments or codes are required. Enter the totals directly on Schedule D, line 8a; you aren't required to report these transactions on Form 8949 (see instructions).

You must check Box D, E, or F below. Check only one box. If more than one box applies for your long-term transactions, complete a separate Form 8949, page 2, for each applicable box. If you have more long-term transactions than will fit on this page for one or more of the boxes, complete as many forms with the same box checked as you need.

- (D)** Long-term transactions reported on Form(s) 1099-B showing basis was reported to the IRS (see **Note** above)
- (E)** Long-term transactions reported on Form(s) 1099-B showing basis **wasn't** reported to the IRS
- (F)** Long-term transactions not reported to you on Form 1099-B

1	(a) Description of property (Example: 100 sh. XYZ Co.)	(b) Date acquired (Mo., day, yr.)	(c) Date sold or disposed of (Mo., day, yr.)	(d) Proceeds (sales price) (see instructions)	(e) Cost or other basis See the Note below and see <i>Column (e)</i> in the separate instructions.	Adjustment, if any, to gain or loss If you enter an amount in column (g), enter a code in column (f). See the separate instructions.		(h) Gain or (loss) Subtract column (e) from column (d) and combine the result with column (g).
						(f) Code(s) from instructions	(g) Amount of adjustment	
	ROBINHOOD SECURITIES LLC	01/01/23	12/31/23	1.	5.	W	1.	-3.
2 Totals. Add the amounts in columns (d), (e), (g), and (h) (subtract negative amounts). Enter each total here and include on your Schedule D, line 8b (if Box D above is checked), line 9 (if Box E above is checked), or line 10 (if Box F above is checked) . . .				1.	5.		1.	-3.

Note: If you checked Box D above but the basis reported to the IRS was incorrect, enter in column (e) the basis as reported to the IRS, and enter an adjustment in column (g) to correct the basis. See *Column (g)* in the separate instructions for how to figure the amount of the adjustment.

Sales and Other Dispositions of Capital Assets

Department of the Treasury
Internal Revenue Service

File with your Schedule D to list your transactions for lines 1b, 2, 3, 8b, 9, and 10 of Schedule D.

Go to www.irs.gov/Form8949 for instructions and the latest information.

Name(s) shown on return SUDHAKAR REDDY TATIPARTHI & SRAVYA CHENNAREDDY	Social security number or taxpayer identification number 850-67-6147
--	--

Before you check Box A, B, or C below, see whether you received any Form(s) 1099-B or substitute statement(s) from your broker. A substitute statement will have the same information as Form 1099-B. Either will show whether your basis (usually your cost) was reported to the IRS by your broker and may even tell you which box to check.

Part I Short-Term. Transactions involving capital assets you held 1 year or less are generally short-term (see instructions). For long-term transactions, see page 2.

Note: You may aggregate all short-term transactions reported on Form(s) 1099-B showing basis was reported to the IRS and for which no adjustments or codes are required. Enter the totals directly on Schedule D, line 1a; you aren't required to report these transactions on Form 8949 (see instructions).

You must check Box A, B, or C below. Check only one box. If more than one box applies for your short-term transactions, complete a separate Form 8949, page 1, for each applicable box. If you have more short-term transactions than will fit on this page for one or more of the boxes, complete as many forms with the same box checked as you need.

- (A) Short-term transactions reported on Form(s) 1099-B showing basis was reported to the IRS (see **Note** above)
- (B) Short-term transactions reported on Form(s) 1099-B showing basis **wasn't** reported to the IRS
- (C) Short-term transactions not reported to you on Form 1099-B

1	(a) Description of property (Example: 100 sh. XYZ Co.)	(b) Date acquired (Mo., day, yr.)	(c) Date sold or disposed of (Mo., day, yr.)	(d) Proceeds (sales price) (see instructions)	(e) Cost or other basis See the Note below and see <i>Column (e)</i> in the separate instructions.	Adjustment, if any, to gain or loss If you enter an amount in column (g), enter a code in column (f). See the separate instructions.		(h) Gain or (loss) Subtract column (e) from column (d) and combine the result with column (g).
						(f) Code(s) from instructions	(g) Amount of adjustment	
	ROBINHOOD CRYPTO LLC	01/01/23	12/31/23	101.	99.			2.
2 Totals.	Add the amounts in columns (d), (e), (g), and (h) (subtract negative amounts). Enter each total here and include on your Schedule D, line 1b (if Box A above is checked), line 2 (if Box B above is checked), or line 3 (if Box C above is checked).			101.	99.			2.

Note: If you checked Box A above but the basis reported to the IRS was incorrect, enter in column (e) the basis as reported to the IRS, and enter an adjustment in column (g) to correct the basis. See *Column (g)* in the separate instructions for how to figure the amount of the adjustment.

**SCHEDULE E
(Form 1040)**

Department of the Treasury
Internal Revenue Service

Supplemental Income and Loss

(From rental real estate, royalties, partnerships, S corporations, estates, trusts, REMICs, etc.)

Attach to Form 1040, 1040-SR, 1040-NR, or 1041.
Go to www.irs.gov/ScheduleE for instructions and the latest information.

OMB No. 1545-0074

2023
Attachment
Sequence No. **13**

Name(s) shown on return

SUDHAKAR REDDY TATIPARTHI & SRAVYA CHENNAREDDY

Your social security number

850-67-6147

Part I Income or Loss From Rental Real Estate and Royalties

Note: If you are in the business of renting personal property, use **Schedule C**. See instructions. If you are an individual, report farm rental income or loss from **Form 4835** on page 2, line 40.

- A** Did you make any payments in 2023 that would require you to file Form(s) 1099? See instructions Yes No
B If "Yes," did you or will you file required Form(s) 1099? Yes No

1a Physical address of each property (street, city, state, ZIP code)

A 5-3-422/2 KUKATPALLY HYDERABAD IN 500072

B
C

1b Type of Property (from list below)	2 For each rental real estate property listed above, report the number of fair rental and personal use days. Check the QJV box only if you meet the requirements to file as a qualified joint venture. See instructions.	Fair Rental Days		Personal Use Days	QJV
		A	B	C	
A 3		365		0	<input type="checkbox"/>
B					<input type="checkbox"/>
C					<input type="checkbox"/>

Type of Property:

- 1 Single Family Residence 3 Vacation/Short-Term Rental 5 Land 7 Self-Rental
 2 Multi-Family Residence 4 Commercial 6 Royalties 8 Other (describe) _____

Income:	Properties:		
	A	B	C
3 Rents received	3 725.		
4 Royalties received	4		
Expenses:			
5 Advertising	5		
6 Auto and travel (see instructions)	6		
7 Cleaning and maintenance	7 2,895.		
8 Commissions	8		
9 Insurance	9		
10 Legal and other professional fees	10		
11 Management fees	11 2,958.		
12 Mortgage interest paid to banks, etc. (see instructions)	12		
13 Other interest	13		
14 Repairs	14 3,733.		
15 Supplies	15 2,641.		
16 Taxes	16		
17 Utilities	17 2,954.		
18 Depreciation expense or depletion	18 3,521.		
19 Other (list) _____	19		
20 Total expenses. Add lines 5 through 19	20 18,702.		
21 Subtract line 20 from line 3 (rents) and/or 4 (royalties). If result is a (loss), see instructions to find out if you must file Form 6198	21 -17,977.		
22 Deductible rental real estate loss after limitation, if any, on Form 8582 (see instructions)	22 (17,977.)		
23a Total of all amounts reported on line 3 for all rental properties	23a 725.		
b Total of all amounts reported on line 4 for all royalty properties	23b		
c Total of all amounts reported on line 12 for all properties	23c		
d Total of all amounts reported on line 18 for all properties	23d 3,521.		
e Total of all amounts reported on line 20 for all properties	23e 18,702.		
24 Income. Add positive amounts shown on line 21. Do not include any losses	24		
25 Losses. Add royalty losses from line 21 and rental real estate losses from line 22. Enter total losses here	25 (17,977.)		
26 Total rental real estate and royalty income or (loss). Combine lines 24 and 25. Enter the result here. If Parts II, III, and IV, and line 40 on page 2 do not apply to you, also enter this amount on Schedule 1 (Form 1040), line 5. Otherwise, include this amount in the total on line 41 on page 2	26 -17,977.		

For Paperwork Reduction Act Notice, see the separate instructions.

NPA -17,977.

Schedule E (Form 1040) 2023

Additional Taxes on Qualified Plans (Including IRAs) and Other Tax-Favored Accounts

Attach to Form 1040, 1040-SR, 1040-NR, or 1041.
Go to www.irs.gov/Form5329 for instructions and the latest information.

Name of individual subject to additional tax. If married filing jointly, see instructions.

SUDHAKAR REDDY TATIPARTHI

Your social security number

850-67-6147

**Fill in Your Address Only
if You Are Filing This
Form by Itself and Not
With Your Tax Return**

Home address (number and street), or P.O. box if mail is not delivered to your home

Apt. no.

City, town or post office, state, and ZIP code. If you have a foreign address, also complete the spaces below. See instructions.

If this is an amended return, check here

Foreign country name

Foreign province/state/county

Foreign postal code

If you **only** owe the additional 10% tax on the full amount of the early distributions, you may be able to report this tax directly on Schedule 2 (Form 1040), line 8, without filing Form 5329. See instructions.

Part I Additional Tax on Early Distributions. Complete this part if you took a taxable distribution (other than a qualified disaster distribution) before you reached age 59½ from a qualified retirement plan (including an IRA) or modified endowment contract (unless you are reporting this tax directly on Schedule 2 (Form 1040)—see above). You may also have to complete this part to indicate that you qualify for an exception to the additional tax on early distributions or for certain Roth IRA distributions. See instructions.

1	Early distributions includible in income (see instructions). For Roth IRA distributions, see instructions.	1	2,342.
2	Early distributions included on line 1 that are not subject to the additional tax (see instructions). Enter the appropriate exception number from the instructions: _____	2	
3	Amount subject to additional tax. Subtract line 2 from line 1	3	2,342.
4	Additional tax. Enter 10% (0.10) of line 3. Include this amount on Schedule 2 (Form 1040), line 8 Caution: If any part of the amount on line 3 was a distribution from a SIMPLE IRA, you may have to include 25% of that amount on line 4 instead of 10%. See instructions.	4	234.

Part II Additional Tax on Certain Distributions From Education Accounts and ABLER Accounts. Complete this part if you included an amount in income, on Schedule 1 (Form 1040), line 8z, from a Coverdell education savings account (ESA) or a qualified tuition program (QTP), or on Schedule 1 (Form 1040), line 8q, from an ABLER account.

5	Distributions included in income from a Coverdell ESA, a QTP, or an ABLER account	5	
6	Distributions included on line 5 that are not subject to the additional tax (see instructions)	6	
7	Amount subject to additional tax. Subtract line 6 from line 5	7	
8	Additional tax. Enter 10% (0.10) of line 7. Include this amount on Schedule 2 (Form 1040), line 8	8	

Part III Additional Tax on Excess Contributions to Traditional IRAs. Complete this part if you contributed more to your traditional IRAs for 2023 than is allowable or you had an amount on line 17 of your 2022 Form 5329.

9	Enter your excess contributions from line 16 of your 2022 Form 5329. See instructions. If zero, go to line 15	9	
10	If your traditional IRA contributions for 2023 are less than your maximum allowable contribution, see instructions. Otherwise, enter -0-	10	
11	2023 traditional IRA distributions included in income (see instructions)	11	
12	2023 distributions of prior year excess contributions (see instructions)	12	
13	Add lines 10, 11, and 12	13	
14	Prior year excess contributions. Subtract line 13 from line 9. If zero or less, enter -0-	14	
15	Excess contributions for 2023 (see instructions)	15	
16	Total excess contributions. Add lines 14 and 15	16	
17	Additional tax. Enter 6% (0.06) of the smaller of line 16 or the value of your traditional IRAs on December 31, 2023 (including 2023 contributions made in 2024). Include this amount on Schedule 2 (Form 1040), line 8	17	

Part IV Additional Tax on Excess Contributions to Roth IRAs. Complete this part if you contributed more to your Roth IRAs for 2023 than is allowable or you had an amount on line 25 of your 2022 Form 5329.

18	Enter your excess contributions from line 24 of your 2022 Form 5329. See instructions. If zero, go to line 23	18	
19	If your Roth IRA contributions for 2023 are less than your maximum allowable contribution, see instructions. Otherwise, enter -0-	19	
20	2023 distributions from your Roth IRAs (see instructions)	20	
21	Add lines 19 and 20	21	
22	Prior year excess contributions. Subtract line 21 from line 18. If zero or less, enter -0-	22	
23	Excess contributions for 2023 (see instructions)	23	
24	Total excess contributions. Add lines 22 and 23	24	
25	Additional tax. Enter 6% (0.06) of the smaller of line 24 or the value of your Roth IRAs on December 31, 2023 (including 2023 contributions made in 2024). Include this amount on Schedule 2 (Form 1040), line 8	25	

Part V Additional Tax on Excess Contributions to Coverdell ESAs. Complete this part if the contributions to your Coverdell ESAs for 2023 were more than is allowable or you had an amount on line 33 of your 2022 Form 5329.

Table with 3 columns: Description, Amount, and Total. Rows 26-33 detailing excess contributions and additional tax for Coverdell ESAs.

Part VI Additional Tax on Excess Contributions to Archer MSAs. Complete this part if you or your employer contributed more to your Archer MSAs for 2023 than is allowable or you had an amount on line 41 of your 2022 Form 5329.

Table with 3 columns: Description, Amount, and Total. Rows 34-41 detailing excess contributions and additional tax for Archer MSAs.

Part VII Additional Tax on Excess Contributions to Health Savings Accounts (HSAs). Complete this part if you, someone on your behalf, or your employer contributed more to your HSAs for 2023 than is allowable or you had an amount on line 49 of your 2022 Form 5329.

Table with 3 columns: Description, Amount, and Total. Rows 42-49 detailing excess contributions and additional tax for HSAs.

Part VIII Additional Tax on Excess Contributions to an ABLE Account. Complete this part if contributions to your ABLE account for 2023 were more than is allowable.

Table with 3 columns: Description, Amount, and Total. Rows 50-51 detailing excess contributions and additional tax for ABLE accounts.

Part IX Additional Tax on Excess Accumulation in Qualified Retirement Plans (Including IRAs). Complete this part if you did not receive the minimum required distribution from your qualified retirement plan.

Table with 3 columns: Description, Amount, and Total. Rows 52-55 detailing minimum required distribution and additional tax for qualified retirement plans.

Under penalties of perjury, I declare that I have examined this form, including accompanying attachments, and to the best of my knowledge and belief, it is true, correct, and complete. Declaration of preparer (other than taxpayer) is based on all information of which preparer has any knowledge.

Sign Here Only if You Are Filing This Form by Itself and Not With Your Tax Return. Includes fields for Your signature and Date.

Table for Preparer Information. Includes fields for Print/Type preparer's name, Preparer's signature, Date, Check if self-employed, PTIN, Firm's name, Firm's EIN, and Firm's address, Phone no.

Nondeductible IRAs

Department of the Treasury
Internal Revenue Service

Attach to 2023 Form 1040, 1040-SR, or 1040-NR.
Go to www.irs.gov/Form8606 for instructions and the latest information.

2023
Attachment
Sequence No. **48**

Name. If married, file a separate form for each spouse required to file 2023 Form 8606. See instructions.

Your social security number

SUDHAKAR REDDY TATIPARTHI

850-67-6147

Fill in Your Address Only if You Are Filing This Form by Itself and Not With Your Tax Return

Home address (number and street, or P.O. box if mail is not delivered to your home)

Apt. no.

City, town or post office, state, and ZIP code. If you have a foreign address, also complete the spaces below (see instructions).

Foreign country name

Foreign province/state/county

Foreign postal code

Part I Nondeductible Contributions to Traditional IRAs and Distributions From Traditional, Traditional SEP, and Traditional SIMPLE IRAs

Complete this part only if one or more of the following apply.

- You made nondeductible contributions to a traditional IRA for 2023.
- You took distributions from a traditional, traditional SEP, or traditional SIMPLE IRA in 2023 **and** you made nondeductible contributions to a traditional IRA in 2023 or an earlier year. For this purpose, a distribution does not include a rollover (other than certain qualified disaster distribution repayments from 2023 Form(s) 8915-F), qualified charitable distribution, one-time distribution to fund an HSA, conversion, recharacterization, or return of certain contributions.
- You converted part, but not all, of your traditional, traditional SEP, and traditional SIMPLE IRAs to Roth, Roth SEP, or Roth SIMPLE IRAs in 2023 **and** you made nondeductible contributions to a traditional IRA in 2023 or an earlier year.

1	Enter your nondeductible contributions to traditional IRAs for 2023, including those made for 2023 from January 1, 2024, through April 15, 2024. See instructions			1
2	Enter your total basis in traditional IRAs. See instructions			2
3	Add lines 1 and 2			3
	In 2023, did you take a distribution from traditional, traditional SEP, or traditional SIMPLE IRAs, or make a Roth, Roth SEP, or Roth SIMPLE IRA conversion?	No — Enter the amount from line 3 on line 14. Do not complete the rest of Part I.		
		Yes — Go to line 4.		
4	Enter those contributions included on line 1 that were made from January 1, 2024, through April 15, 2024			4
5	Subtract line 4 from line 3			5
6	Enter the value of all your traditional, traditional SEP, and traditional SIMPLE IRAs as of December 31, 2023, plus any outstanding rollovers. Subtract certain repayments of qualified disaster distributions, if any, from 2023 Form(s) 8915-F (see instructions)			6
7	Enter your distributions from traditional, traditional SEP, and traditional SIMPLE IRAs in 2023. Do not include rollovers (other than repayments of qualified disaster distributions, if any, from 2023 Form(s) 8915-F (see instructions)); qualified charitable distributions; a one-time distribution to fund an HSA; conversions to a Roth, Roth SEP, or Roth SIMPLE IRA; certain returned contributions; or recharacterizations of traditional IRA contributions (see instructions)			7
8	Enter the net amount you converted from traditional, traditional SEP, and traditional SIMPLE IRAs to Roth, Roth SEP, or Roth SIMPLE IRAs in 2023. Also, enter this amount on line 16			8
9	Add lines 6, 7, and 8	9		
10	Divide line 5 by line 9. Enter the result as a decimal rounded to at least 3 places. If the result is 1.000 or more, enter "1.000"	10	×	
11	Multiply line 8 by line 10. This is the nontaxable portion of the amount you converted to Roth, Roth SEP, or Roth SIMPLE IRAs. Also, enter this amount on line 17	11		
12	Multiply line 7 by line 10. This is the nontaxable portion of your distributions that you did not convert to a Roth, Roth SEP, or Roth SIMPLE IRA	12		
13	Add lines 11 and 12. This is the nontaxable portion of all your distributions			13
14	Subtract line 13 from line 3. This is your total basis in traditional IRAs for 2023 and earlier years			14
15a	Subtract line 12 from line 7			15a
b	Enter the amount on line 15a attributable to qualified disaster distributions, if any, from 2023 Form(s) 8915-F (see instructions). Also, enter this amount on 2023 Form(s) 8915-F, line 18, as applicable (see instructions)			15b
c	Taxable amount. Subtract line 15b from line 15a. If more than zero, also include this amount on 2023 Form 1040, 1040-SR, or 1040-NR, line 4b			15c
	Note: You may be subject to an additional 10% tax on the amount on line 15c if you were under age 59½ at the time of the distribution. See instructions.			

Part II 2023 Conversions From Traditional, Traditional SEP, or Traditional SIMPLE IRAs to Roth, Roth SEP, or Roth SIMPLE IRAs

Complete this part if you converted part or all of your traditional, traditional SEP, and traditional SIMPLE IRAs to a Roth, Roth SEP, or Roth SIMPLE IRA in 2023.

16	If you completed Part I, enter the amount from line 8. Otherwise, enter the net amount you converted from traditional, traditional SEP, and traditional SIMPLE IRAs to Roth, Roth SEP, or Roth SIMPLE IRAs in 2023	16	
17	If you completed Part I, enter the amount from line 11. Otherwise, enter your basis in the amount on line 16 (see instructions)	17	
18	Taxable amount. Subtract line 17 from line 16. If more than zero, also include this amount on 2023 Form 1040, 1040-SR, or 1040-NR, line 4b	18	

Part III Distributions From Roth, Roth SEP, or Roth SIMPLE IRAs

Complete this part only if you took a distribution from a Roth, Roth SEP, or Roth SIMPLE IRA in 2023. For this purpose, a distribution does not include a rollover (other than a repayment of a qualified disaster distribution from 2023 Form(s) 8915-F (see instructions)), qualified charitable distribution, one-time distribution to fund an HSA, recharacterization, or return of certain contributions (see instructions).

19	Enter your total nonqualified distributions from Roth, Roth SEP, and Roth SIMPLE IRAs in 2023, including any qualified first-time homebuyer distributions, and any qualified disaster distributions from 2023 Form(s) 8915-F (see instructions)	19	2,342.
20	Qualified first-time homebuyer expenses (see instructions). Do not enter more than \$10,000 reduced by the total of all your prior qualified first-time homebuyer distributions	20	
21	Subtract line 20 from line 19. If zero or less, enter -0-	21	2,342.
22	Enter your basis in Roth, Roth SEP, and Roth SIMPLE IRA contributions (see instructions). If line 21 is zero, stop here	22	
23	Subtract line 22 from line 21. If zero or less, enter -0- and skip lines 24 and 25. If more than zero, you may be subject to an additional tax (see instructions)	23	2,342.
24	Enter your basis in conversions from traditional, traditional SEP, and traditional SIMPLE IRAs and rollovers from qualified retirement plans to a Roth, Roth SEP, or Roth SIMPLE IRA. See instructions	24	
25a	Subtract line 24 from line 23. If zero or less, enter -0- and skip lines 25b and 25c	25a	2,342.
b	Enter the amount on line 25a attributable to qualified disaster distributions, if any, from 2023 Form(s) 8915-F (see instructions). Also, enter this amount on 2023 Form(s) 8915-F, line 19, as applicable (see instructions)	25b	0.
c	Taxable amount. Subtract line 25b from line 25a. If more than zero, also include this amount on 2023 Form 1040, 1040-SR, or 1040-NR, line 4b	25c	2,342.

Sign Here Only if You Are Filing This Form by Itself and Not With Your Tax Return

Under penalties of perjury, I declare that I have examined this form, including accompanying attachments, and to the best of my knowledge and belief, it is true, correct, and complete. Declaration of preparer (other than taxpayer) is based on all information of which preparer has any knowledge.

Your signature

Date

Paid Preparer Use Only	Print/Type preparer's name	Preparer's signature	Date	Check <input type="checkbox"/> if self-employed	PTIN
	Firm's name			Firm's EIN	
	Firm's address			Phone no.	

Health Savings Accounts (HSAs)

Department of the Treasury
Internal Revenue Service

Attach to Form 1040, 1040-SR, or 1040-NR.
Go to www.irs.gov/Form8889 for instructions and the latest information.

2023
Attachment
Sequence No. **52**

Name(s) shown on Form 1040, 1040-SR, or 1040-NR

Social security number of HSA beneficiary.
If both spouses have HSAs, see instructions.
661-93-7831

SRAVYA CHENNAREDDY

Before you begin: Complete Form 8853, Archer MSAs and Long-Term Care Insurance Contracts, if required.

Part I HSA Contributions and Deduction. See the instructions before completing this part. If you are filing jointly and both you and your spouse each have separate HSAs, complete a separate Part I for each spouse.

1	Check the box to indicate your coverage under a high-deductible health plan (HDHP) during 2023. See instructions	<input type="checkbox"/> Self-only <input checked="" type="checkbox"/> Family
2	HSA contributions you made for 2023 (or those made on your behalf), including those made by the unextended due date of your tax return that were for 2023. Do not include employer contributions, contributions through a cafeteria plan, or rollovers. See instructions	2 0.
3	If you were under age 55 at the end of 2023 and, on the first day of every month during 2023, you were, or were considered, an eligible individual with the same coverage, enter \$3,850 (\$7,750 for family coverage). All others , see the instructions for the amount to enter	3 7,750.
4	Enter the amount you and your employer contributed to your Archer MSAs for 2023 from Form 8853, lines 1 and 2. If you or your spouse had family coverage under an HDHP at any time during 2023, also include any amount contributed to your spouse's Archer MSAs	4 0.
5	Subtract line 4 from line 3. If zero or less, enter -0-	5 7,750.
6	Enter the amount from line 5. But if you and your spouse each have separate HSAs and had family coverage under an HDHP at any time during 2023, see the instructions for the amount to enter	6 7,750.
7	If you were age 55 or older at the end of 2023, married, and you or your spouse had family coverage under an HDHP at any time during 2023, enter your additional contribution amount. See instructions	7
8	Add lines 6 and 7	8 7,750.
9	Employer contributions made to your HSAs for 2023	9 2,800.
10	Qualified HSA funding distributions	10
11	Add lines 9 and 10	11 2,800.
12	Subtract line 11 from line 8. If zero or less, enter -0-	12 4,950.
13	HSA deduction. Enter the smaller of line 2 or line 12 here and on Schedule 1 (Form 1040), Part II, line 13 Caution: If line 2 is more than line 13, you may have to pay an additional tax. See instructions.	13 0.

Part II HSA Distributions. If you are filing jointly and both you and your spouse each have separate HSAs, complete a separate Part II for each spouse.

14a	Total distributions you received in 2023 from all HSAs (see instructions)	14a
b	Distributions included on line 14a that you rolled over to another HSA. Also include any excess contributions (and the earnings on those excess contributions) included on line 14a that were withdrawn by the due date of your return. See instructions	14b
c	Subtract line 14b from line 14a	14c
15	Qualified medical expenses paid using HSA distributions (see instructions)	15
16	Taxable HSA distributions. Subtract line 15 from line 14c. If zero or less, enter -0-. Also, include this amount in the total on Schedule 1 (Form 1040), Part I, line 8f	16
17a	If any of the distributions included on line 16 meet any of the Exceptions to the Additional 20% Tax (see instructions), check here <input type="checkbox"/>	
b	Additional 20% tax (see instructions). Enter 20% (0.20) of the distributions included on line 16 that are subject to the additional 20% tax. Also, include this amount in the total on Schedule 2 (Form 1040), Part II, line 17c	17b

Part III Income and Additional Tax for Failure To Maintain HDHP Coverage. See the instructions before completing this part. If you are filing jointly and both you and your spouse each have separate HSAs, complete a separate Part III for each spouse.

18	Last-month rule	18
19	Qualified HSA funding distribution	19
20	Total income. Add lines 18 and 19. Include this amount on Schedule 1 (Form 1040), Part I, line 8f	20
21	Additional tax. Multiply line 20 by 10% (0.10). Include this amount in the total on Schedule 2 (Form 1040), Part II, line 17d	21

Additional Information From 2023 Federal Tax Return

Schedule C (SOFTWARE SERVICES): Profit or Loss from Business

Ln 24b: 50% limit

Itemization Statement

Description	Amount
M&E (240D*\$20P.D) AS PER IRS PUB 1542	4,800.
Total	4,800.

Schedule C (SOFTWARE SERVICES): Profit or Loss from Business

Line 20b

Itemization Statement

Description	Amount
RENT PAID	8,000.
Total	8,000.

Schedule C (SOFTWARE SERVICES): Profit or Loss from Business

Line 25

Itemization Statement


Description	Amount
PHONE BILLS	840.
INTERNET BILLS	636.
Total	1,476.

2023 NJ-1040
New Jersey Resident Income Tax Return

For Privacy Act Notification, See Instructions

1555

NJ-1040
2023
Page 1



040MP01230

Your Social Security Number (required)
850676147

Last Name, First Name, Initial (Joint Filers enter first name and middle initial of each. Enter spouse's/CU partner's last name ONLY if different.)
TATIPARTHI SUDHAKAR REDDY & CHENNAREDDY SRAVY

Spouse's/CU Partner's SSN (if filing jointly)
661937831

County/Municipality Code (See Table page 50)
0906

Home Address (Number and Street, including apartment number)
33 ROMAINE AVENUE FLOOR 2

City, Town, Post Office State ZIP Code
JERSEY CITY NJ 07306

Driver's License Number (Voluntary) (See instructions)
T08197260008932

- Federal extension filed.
- The address above is a foreign address.
- Your address has changed.
- Death certificate is enclosed.
- Do not want a paper form next year.
- I authorize the Division of Taxation to discuss my return and enclosures with my preparer.
- NJ-1040-O is enclosed.


Gubernatorial Elections Fund Note: This does not reduce your refund or increase your balance due.

Do you want to designate \$1 to the Gubernatorial Elections Fund?	You	Yes	No
If joint return, does your spouse want to designate \$1?	Spouse/CU Partner	Yes	No

Direct Deposit Information

dd1. Direct deposit indicator (1 for direct deposit, 4 for no direct deposit)	dd1.	4
dd2. Account type (C for checking, S for savings)	dd2.	
dd3. Fill in the checkbox if the direct deposit is going to an account outside the United States	dd3.	
dd4. Routing number	dd4.	
dd5. Account number	dd5.	





Name(s) as shown on Form NJ-1040
TATIPARTHI SUDHAKAR REDDY & CHENNAREDDY

Your Social Security Number
850676147

1555

Part-year residents, provide months/days you were a New Jersey resident during 2023:
From: To:

Fiscal year filers only:
Enter month of your year end 2 0 2 4

Filing Status
Fill in only one.

- 1. Single
- 2. Married/CU Couple, filing joint return
- 3. Married/CU Partner, filing separate return
- 4. Head of Household Enter spouse's/CU partner's SSN
- 5. Qualifying Widow(er)/Surviving CU Partner
Indicate the year of your spouse's/CU partner's death: 2021 2022


Exemptions

Fill in the ovals that apply. You must enter a total in the boxes to the right and complete the calculation.

6. Regular	<input checked="" type="checkbox"/>	Self	<input checked="" type="checkbox"/>	Spouse/CU Partner	Domestic Partner	2	x \$1,000 =	<u>2000</u>
7. Senior 65+ (Born in 1958 or earlier)		Self		Spouse/CU Partner			x \$1,000 =	_____
8. Blind/Disabled		Self		Spouse/CU Partner			x \$1,000 =	_____
9. Veteran		Self		Spouse/CU Partner			x \$6,000 =	_____
10. Qualified Dependent Children							x \$1,500 =	_____
11. Other Dependents							x \$1,500 =	_____
12. Dependents Attending Colleges (See instructions)							x \$1,000 =	_____
13. Total Exemption Amount (Add totals from the lines at 6 through 12)							13.	<u>2000</u> .

14. Dependent Information. Provide the following information for each dependent.

	Last Name, First Name, Middle Initial	Social Security Number	Birth Year	No Health Insurance
a.	_____			
b.	_____			
c.	_____			
d.	_____			



040MP03230

Name(s) as shown on Form NJ-1040

TATIPARTHI SUDHAKAR REDDY & CHENNAREDDY S

Your Social Security Number

850676147

1555

15. Wages, salaries, tips, and other employee compensation (State wages from Box 16 of enclosed W-2(s)) (See instructions)	15.	207110	.
16a. Taxable interest income (Enclose federal Schedule B if over \$1,500) (See instructions)	16a.	1	.
16b. Tax-exempt interest income (Enclose Schedule) (See instructions) Do not include on line 16a	16b.	.	.
17. Dividends	17.	6	.
18. Net profits from business (Schedule NJ-BUS-1, Part I, line 4) (Enclose federal Schedule C)	18.	.	.
19. Net gains or income from disposition of property (Schedule NJ-DOP, line 4)	19.	260	.
20a. Taxable pensions, annuities, and IRA distributions/withdrawals (See instructions)	20a.	2342	.
20b. Excludable pension, annuity, and IRA distributions/withdrawals	20b.	.	.
21. Distributive Share of Partnership Income (Schedule NJ-BUS-1, Part II, line 4) (Enclose Schedule NJK-1 or federal Schedule K-1)	21.	.	.
22. Net pro rata share of S Corporation Income (Schedule NJ-BUS-1, Part III, line 4) (Enclose Schedule NJ-K-1 or federal Schedule K-1)	22.	.	.
23. Net gains or income from rents, royalties, patents, and copyrights (Schedule NJ-BUS-1, Part IV, line 4)	23.	.	.
24. Net gambling winnings (See instructions)	24.	.	.
25. Alimony and separate maintenance payments received	25.	.	.
26. Other (Enclose documents) (See instructions)	26.	.	.
27. Total Income (Add lines 15, 16a, 17 through 20a, and 21 through 26)	27.	209719	.
28a. Pension/Retirement Exclusion (See instructions)	28a.	.	.
28b. Other Retirement Income Exclusion (See Worksheet D and instructions pages 19-20)	28b.	.	.
28c. Total Exclusion Amount (Add lines 28a and 28b)	28c.	.	.
29. New Jersey Gross Income (Subtract line 28c from line 27) (See instructions)	29.	209719	.
30. Exemption Amount (Enter amount from line 13. Part-year residents see instr.)	30.	2000	.
31. Medical Expenses (See Worksheet F and instructions)	31.	.	.
32. Alimony and separate maintenance payments (See instructions)	32.	.	.
33. Qualified Conservation Contribution	33.	.	.
34. Health Enterprise Zone Deduction	34.	.	.
35. Alternative Business Calculation Adjustment (Schedule NJ-BUS-2, line 11)	35.	0	.
36. Organ/Bone Marrow Donation Deduction (See instructions)	36.	.	.
37a. NJBEST Deduction	37a.	.	.
37b. NJCLASS Deduction	37b.	.	.
37c. NJ Higher Ed. Tuition Deduction	37c.	.	.
38. Total Exemptions and Deductions (Add lines 30 through 37c)	38.	2000	.
39. Taxable Income (Subtract line 38 from line 29)	39.	207719	.
40a. Total Property Taxes (18% of Rent) Paid (See instructions page 25)	40a.	3456	.
40b. Indicate your residency status during 2023 (fill in only one)			
	Homeowner	Tenant	Both
41. Property Tax Deduction (From Worksheet H) (See instructions)	41.	3456	.
42. New Jersey Taxable Income (Subtract line 41 from line 39)	42.	204263	.
43. Tax on amount on line 42 (Tax Table page 52)	43.	8969	.
44. Credit For Income Taxes Paid to Other Jurisdictions (Enclose Schedule NJ-COJ) (See instructions)	44.	3737	.
Enter Code		32	
45. Balance of Tax (Subtract line 44 from line 43)	45.	5232	.
46. Sheltered Workshop Tax Credit	46.	.	.
47. Gold Star Family Counseling Credit (See instructions)	47.	.	.
48. Credit for Employer of Organ/Bone Marrow Donor (See instructions)	48.	.	.
49. Total Credits (Add lines 46 through 48)	49.	.	.
50. Balance of Tax After Credits (Subtract line 49 from line 45) If zero or less, make no entry	50.	5232	.
51. Use Tax Due on Internet, Mail-Order, or Other Out-of-State Purchases (See instructions) If no Use Tax, enter 0	51.	0	.
52. Interest on Underpayment of Estimated Tax	52.	.	.
Fill in if Form NJ-2210 is enclosed			
53a. Fill in if anyone in your tax household does not currently have health insurance. (Enclose NJ-EZ Enroll form) (See instructions)	53a.		



Name(s) as shown on Form NJ-1040
TATIPARTHI SUDHAKAR REDDY & CHENNAREDDY S

Your Social Security Number
850676147

1555

53b. If you indicated at line 53a that someone in your tax household does not have health insurance, fill in to allow Get Covered New Jersey to assist with obtaining coverage (See instructions)	53b.	
53c. Shared Responsibility Payment (See instructions) REQUIRED Enclose Schedule NJ-HCC and fill in X	53c.	0 .
54. Total Tax Due (Add lines 50 through 53c)	54.	5232 .
55. Total NJ Income Tax Withheld (Enclose Forms W-2 and 1099) (Part-year residents, see instructions)	55.	5006 .
56. Property Tax Credit (See instructions page 24)	56.	. .
57. New Jersey Estimated Tax Payments/Credit from 2022 tax return	57.	. .
58. New Jersey Earned Income Tax Credit (See instructions) Fill in if you had the IRS calculate your federal earned income credit Fill in if you are a CU couple claiming the NJ Earned Income Tax Credit	58.	. .
59. Excess New Jersey UI/WF/SWF Withheld (Enclose Form NJ-2450) (See instructions)	59.	. .
60. Excess New Jersey Disability Insurance Withheld (Enclose Form NJ-2450) (See instructions)	60.	. .
61. Excess New Jersey Family Leave Insurance Withheld (Enclose Form NJ-2450) (See instructions)	61.	. .
62. Wounded Warrior Caregivers Credit (See instructions)	62.	. .
63. Pass-Through Business Alternative Income Tax Credit (See instructions)	63.	. .
64. Child and Dependent Care Credit (See instructions) Fill in if you are a CU couple claiming the Child and Dependent Care Credit	64.	. .
65. New Jersey Child Tax Credit (See instructions) Number of dependents age 5 or younger on 12/31/2023	65.	. .
66. Total Withholdings, Credits, and Payments (Add lines 55 through 65)	66.	5006 .
67. If line 66 is less than line 54, you have tax due. Subtract line 66 from line 54 and enter the amount you owe If you owe tax, you can still make a donation on lines 70 through 77.	67.	226 .
68. If the total on line 66 is more than line 54, you have an overpayment. Subtract line 54 from line 66 and enter the overpayment	68.	. .
69. Amount from line 68 you want to credit to your 2024 tax	69.	. .
70. Contribution to N.J. Endangered Wildlife Fund	70.	. .
71. Contribution to N.J. Children's Trust Fund to Prevent Child Abuse	71.	. .
72. Contribution to N.J. Vietnam Veterans' Memorial Fund	72.	. .
73. Contribution to N.J. Breast Cancer Research Fund	73.	. .
74. Contribution to U.S.S. New Jersey Educational Museum Fund	74.	. .
75. Other Designated Contribution (See instructions) Enter Code	75.	. .
76. Other Designated Contribution (See instructions) Enter Code	76.	. .
77. Other Designated Contribution (See instructions) Enter Code	77.	. .
78. Total Adjustments to Tax Due/Overpayment amount (Add lines 69 through 77)	78.	. .
79. Balance due (If line 67 is more than zero, add line 67 and line 78)	79.	226 .
80. Refund amount (If line 68 is more than zero, subtract line 78 from line 68)	80.	. .

Under penalties of perjury, I declare that I have examined this Income Tax return, including accompanying schedules and statements, and to the best of my knowledge and belief, it is true, correct, and complete. If prepared by a person other than the taxpayer, this declaration is based on all information of which the preparer has any knowledge.

Your Signature Date _____ Spouse's/CU Partner's Signature (required if filing jointly) Date _____

Paid Preparer's Signature SYAM PRIYA RAM SAGAR GUPTA TALLAM Federal Identification Number P02082703

Firm's Name GLOBAL TAXES LLC Firm's Federal Employer Identification Number 84-3171965

Tax Due Address
Enclose payment along with the NJ-1040-V payment voucher and tax return. Use the labels provided with the envelope and mail to:
State of New Jersey
Division of Taxation
Revenue Processing Center - Payments
PO Box 111
Trenton, NJ 08645-0111
Include Social Security number and make check or money order payable to:
State of New Jersey - TGI
You can also make a payment on our website:
nj.gov/taxation

Refund or No Tax Due Address
Use the labels provided with the envelope and mail to:
New Jersey Division of Taxation
Revenue Processing Center - Refunds
PO Box 555
Trenton, NJ 08647-0555

Schedule NJ-DOP

Net Gains or Income From Disposition of Property

2023

List the net gains or income, less net loss, derived from the sale, exchange, or other disposition of property including real or personal whether tangible or intangible as reported on federal Schedule D.						
	(a)	(b)	(c)	(d)	(e)	(f)
1.	Kind of property and description	Date acquired (mm/dd/yyyy)	Date sold (mm/dd/yyyy)	Gross sales price	Cost or other basis as adjusted (see instructions) and expense of sale	Gain or (loss) (d minus e)
	ROBINHOOD SECURITIES LLC	01/01/2023	12/31/2023	4,961.	4,700.	261.
	ROBINHOOD CRYPTO LLC	01/01/2023	12/31/2023	101.	99.	2.
	ROBINHOOD SECURITIES LLC	01/01/2023	12/31/2023	1.	4.	-3.
2.	Capital Gains Distributions					
3.	Other Net Gains.....					
4.	Net Gains (Add lines 1, 2, and 3.) (Enter here and on line 19. If loss, enter zero here and make no entry on line 19.).....					260.

Schedule NJ-WWC

Wounded Warrior Caregivers Credit

2023

<p>Did you provide care for a relative who was a qualifying armed services member (see instructions)? <input type="radio"/> Yes <input type="radio"/> No</p> <p>If "Yes," enter the name and Social Security number of the qualifying service member.</p> <p style="text-align: center;">_____ - _____</p> <p style="display: flex; justify-content: space-between;"> Last Name, First Name, Initial Social Security number </p> <p>Enter your relationship to the qualifying service member.</p> <p>_____</p> <p>If "No," you are not eligible for a Wounded Warrior Caregivers Credit. Make no entry on line 62, NJ-1040.</p>			
1.	Enter the federal disability compensation of the armed services member	1.	
2.	Maximum credit allowed	2.	675 00
3.	Enter the lesser of line 1 or line 2	3.	
4.	<p>Were you the only caregiver for this service member during the tax year?</p> <p><input type="radio"/> Yes <input type="radio"/> No</p> <p>If "No," enter your share (percentage) of the total care expenses for the year.</p>	4.	%
5.	<p>If you answered "Yes" at line 4, enter the amount from line 3 here and on line 62, NJ-1040.</p> <p>If you answered "No" at line 4, multiply the amount on line 3 by the percentage on line 4. Enter the result here and on line 62, NJ-1040</p>	5.	

Keep a copy of this schedule for your records

Name(s) as shown on Form NJ-1040 TATIPARTHI SUDHAKAR REDDY & CHENNAREDDY SRAVYA	Social Security Number 850-67-6147
--	---------------------------------------

Schedule NJ-BUS-1
(Form NJ-1040)

New Jersey Gross Income Tax
Business Income Summary Schedule

2023

Part I Net Profits From Business List the net profit (loss) from business(es). See instructions.				
	Business Name	Social Security Number/ Federal EIN	Profit or (Loss)	
1.	SOFTWARE SERVICES	661937831		-44,934.
2.				
3.				
4.	Net Profit or (Loss). (Add lines 1, 2, and 3.) (Enter here and on line 18, NJ-1040. If loss, make no entry on line 18.)		4.	-44,934.

Part II Distributive Share of Partnership Income List the distributive share of income (loss) from partnership(s). See instructions.				
	Partnership Name	Federal EIN	Share of Partnership Income or (Loss)	Share of Pass-Through Business Alternative Income Tax
1.				
2.				
3.				
4.	Distributive Share of Partnership Income or (Loss). (Add lines 1, 2, and 3.) (Enter here and on line 21, NJ-1040. If loss, make no entry on line 21.)		4.	
5.	Total Share of Pass-Through Business Alternative Income Tax (Add lines 1, 2, and 3.) (Enter here and include on line 63, NJ-1040.)		5.	

Part III Net Pro Rata Share of S Corporation Income List the pro rata share of income (usable loss) from S corporation(s). See instructions.				
	S Corporation Name	Federal EIN	Pro Rata Share of S Corporation Income or (Usable Loss)	Share of Pass-Through Business Alternative Income Tax
1.				
2.				
3.				
4.	Net Pro Rata Share of S Corporation Income or (Usable Loss). (Add lines 1, 2, and 3.) (Enter here and on line 22, NJ-1040. If loss, make no entry on line 22.)		4.	
5.	Total Share of Pass-Through Business Alternative Income Tax (Add lines 1, 2, and 3.) (Enter here and include on line 63, NJ-1040)		5.	

Part IV Net Gains or Income From Rents, Royalties, Patents, and Copyrights List the net gains or net income, less net loss, derived from or in the form of rents, royalties, patents, and copyrights. See instructions. Type of Property: 1 – Rental real estate 2 – Royalties 3 – Patents 4 – Copyrights				
	Source of Income or Loss. If rental real estate, enter physical address of property.	Social Security Number/ Federal EIN	Type – Enter number from list above	Income or (Loss)
1.	5-3-422/2	850676147	1	-17,977.
2.				
3.				
4.	Net Income or (Loss). (Add lines 1, 2, and 3.) (Enter here and on line 23, NJ-1040. If loss, make no entry on line 23.)		4.	-17,977.

Keep a copy of this schedule for your records

Schedule NJ-BUS-2
(Form NJ-1040)New Jersey Gross Income Tax
Alternative Business Calculation Adjustment**2023**

Part I Income (Loss)		Column A			Column B		
		Reportable Regular Business Income			Alternative Business Income (Loss)		
1.	Net Profits From Business	1a.	0.		1b.	-44,934.	
2.	Distributive Share of Partnership Income	2a.	0.		2b.	0.	
3.	Net Pro Rata Share of S Corporation Income	3a.	0.		3b.	0.	
4.	Net Gain or Income From Rents, Royalties, Patents, and Copyrights	4a.	0.		4b.	-17,977.	
5.	Loss Carryforward From Tax Year 2022				5b.	(20,426.)	
6.	Totals	6a.	0.		6b.	-83,337.	
Part II Adjustment Calculation							
7.	Total Regular Business Income	7.	0.				
8.	Total Alternative Business Income/(Loss) (If loss, enter zero)	8.	0.				
9.	Business Increment (Subtract line 8 from line 7)	9.	0.				
10.	Adjustment Percentage	10.		0.50			
11.	Alternative Business Calculation Adjustment (Line 9 x 0.50)	11.	0.				
Part III Loss Carryforward to Tax Year 2024							
12.	Loss Carryforward to Tax Year 2024				12.	(83,337.)	

Instructions

- Line 1a. Enter the amount from line 18, Form NJ-1040.
- Line 1b. Enter the amount from Part I, line 4, Schedule NJ-BUS-1 (Form NJ-1040).
- Line 2a. Enter the amount from line 21, Form NJ-1040.
- Line 2b. Enter the amount from Part II, line 4, Schedule NJ-BUS-1 (Form NJ-1040).
- Line 3a. Enter the amount from line 22, Form NJ-1040.
- Line 3b. Enter the amount from Part III, line 4, Schedule NJ-BUS-1 (Form NJ-1040).
- Line 4a. Enter the amount from line 23, Form NJ-1040.
- Line 4b. Enter the amount from Part IV, line 4, Schedule NJ-BUS-1 (Form NJ-1040).
- Line 5b. Enter the amount from line 12 of your 2022 Schedule NJ-BUS-2 (Form NJ-1040).
- Line 6a. Enter the total of lines 1a through 4a.
- Line 6b. Enter the total of lines 1b through 5b, netting gains with losses.
- Line 7. Enter the amount from line 6a of this schedule.
- Line 8. Enter the amount from line 6b of this schedule. If loss, enter zero here.
- Line 9. Subtract line 8 from line 7. If the result is zero, enter zero on line 11 and continue with line 12.
- Line 10. The adjustment percentage for Tax Year 2023 is 50% (0.50).
- Line 11. Multiply the amount on line 9 by 50% (0.50). Enter here and on line 35 of Form NJ-1040.
- Line 12. If the amount on line 6b is a loss, enter the amount of the loss on this line. Otherwise, enter zero.

REQUIRED

If your income on line 29 is above the filing threshold, you **must** submit this schedule with your return.

Name(s) as shown on Form NJ-1040 TATIPARTHI SUDHAKAR REDDY & CHENNAREDDY SRAVYA	Social Security Number 850-67-6147
--	---------------------------------------

Schedule NJ-HCC

Health Care Coverage

2023

If your income on line 29 is at or below the filing threshold (see instructions), do not complete this schedule.

Part I

Did you and, if applicable, all members of your tax household, have minimum essential health coverage for every month in 2023? (See instructions for line 53c, NJ-1040.) Part-year residents include only months as a New Jersey resident.

- Yes. You do not owe a shared responsibility payment. Fill in the oval at line 53c, NJ-1040, and enclose this schedule with your return.
- No. Continue to Part II.

If you or any member of your tax household does not **currently** have minimum essential health coverage, also complete the NJ-EZ Enroll form. (See instructions for lines 53a and 53b, NJ-1040.)

Part II

Enter the name and Social Security number for each member of your tax household. Check the box for every month each person had minimum essential health coverage or qualified for an exemption (part-year residents include only months as a New Jersey resident). If an individual qualified for an exemption, enter the exemption number. (See instructions for line 53c, NJ-1040.) If an individual has more than one exemption number, check the box. If you need more space, enclose a statement listing any additional individuals.

		Jan	Feb	Mar	Apr	May	Jun	Jul	Aug	Sep	Oct	Nov	Dec
Name	Social Security Number												
Exemption number:	<input type="text"/>	Check box if this individual has more than one exemption number <input type="checkbox"/>											

		Jan	Feb	Mar	Apr	May	Jun	Jul	Aug	Sep	Oct	Nov	Dec
Name	Social Security Number												
Exemption number:	<input type="text"/>	Check box if this individual has more than one exemption number <input type="checkbox"/>											

		Jan	Feb	Mar	Apr	May	Jun	Jul	Aug	Sep	Oct	Nov	Dec
Name	Social Security Number												
Exemption number:	<input type="text"/>	Check box if this individual has more than one exemption number <input type="checkbox"/>											

		Jan	Feb	Mar	Apr	May	Jun	Jul	Aug	Sep	Oct	Nov	Dec
Name	Social Security Number												
Exemption number:	<input type="text"/>	Check box if this individual has more than one exemption number <input type="checkbox"/>											

		Jan	Feb	Mar	Apr	May	Jun	Jul	Aug	Sep	Oct	Nov	Dec
Name	Social Security Number												
Exemption number:	<input type="text"/>	Check box if this individual has more than one exemption number <input type="checkbox"/>											



New York State E-File Signature Authorization for Tax Year 2023

For Forms IT-201, IT-201-X, IT-203, IT-203-X, IT-214, and NYC-210

Electronic return originator (ERO): Do not mail this form to the Tax Department. Keep it for your records.

Taxpayer's name SUDHAKAR REDDY TATIPARTHI	Spouse's name (jointly filed return only) SRAVYA CHENNAREDDY
--	---

Purpose

Form TR-579-IT must be completed to authorize an ERO to e-file a personal income tax return and to transmit bank account information for the electronic funds withdrawal.

EROs must complete Part C prior to transmitting electronically filed income tax returns (Forms IT-201, IT-201-X, IT-203, IT-203-X, IT-214, and NYC-210).

Both the paid preparer and the ERO are required to sign Part C. However, an individual performing as both the paid preparer and the ERO is only required to sign as the paid preparer. It is not necessary to include the ERO signature in this case. Note that an alternative signature can be used as described in Publication 58, *Information for Income Tax Return Preparers*, available on our website.

General instructions

Taxpayers must complete Part B before the ERO transmits the taxpayer's electronically filed Forms IT-201, *Resident Income Tax Return*, IT-201-X, *Amended Resident Income Tax Return*, IT-203, *Nonresident and Part-Year Resident Income Tax Return*, IT-203-X, *Amended Nonresident and Part-Year Resident Income Tax Return*, IT-214, *Claim for Real Property Tax Credit*, and NYC-210, *Claim for New York City School Tax Credit*. Note that an electronic signature can be used as described in TSB-M-20(1)C, (2)I, *E-File Authorizations (TR-579 forms) for Taxpayers Using a Paid Preparer for Electronically Filed Tax Returns*.

This form is not required for electronically filed Form IT-370, *Application for Automatic Six-Month Extension of Time to File for Individuals*. See Form TR-579.1-IT, *New York State Taxpayer Authorization for Electronic Funds Withdrawal for Tax Year 2023 Form IT-370 and Tax Year 2024 Form IT-2105*.

For returns filed jointly, both spouses must complete and sign Form TR-579-IT.

Part A – Tax return information

1 Federal adjusted gross income (from applicable line)	1.	141405.
2 Refund	2.	
3 Amount you owe	3.	69.
4 Financial institution routing number	4.	
5 Financial institution account number	5.	
6 Account type: <input type="checkbox"/> Personal checking <input type="checkbox"/> Personal savings <input type="checkbox"/> Business checking <input type="checkbox"/> Business savings		

Part B – Declaration of taxpayer and authorizations for Forms IT-201, IT-201-X, IT-203, IT-203-X, IT-214, and NYC-210

Under penalty of perjury, I declare that I have examined the information on my 2023 New York State electronic personal income tax return, including any accompanying schedules, attachments, and statements, and certify that my electronic return is true, correct, and complete. The ERO has my consent to send my 2023 New York State electronic return to New York State through the Internal Revenue Service (IRS). In addition, by using a computer system and software to prepare and transmit my form electronically, I consent to the disclosure to New York State of all information pertaining to the transmission of my tax form electronically. I understand that by executing this Form TR-579-IT, I am authorizing the ERO to sign and file this return on my behalf and agree to the ERO's submission of my personal income tax return to the

IRS, together with this authorization, will serve as the electronic signature for the return and any authorized payment transaction. If I am paying my New York State personal income taxes due by electronic funds withdrawal, I certify that the account holder has authorized the New York State Tax Department and its designate financial agents to initiate an electronic funds withdrawal from the financial institution account indicated on my 2023 electronic return, and authorized the financial institution to withdraw the amount from that account. As New York does not support International ACH Transactions (IAT), I attest the source for these funds is within the United States. I understand and agree that I may revoke this authorization for payment only by contacting the Tax Department no later than two (2) business days prior to the payment date.

Taxpayer's signature	Date
Spouse's signature (jointly filed return only)	Date

Part C – Declaration of electronic return originator (ERO) and paid preparer

Under penalty of perjury, I declare that the information contained in this 2023 New York State electronic personal income tax return is the information furnished to me by the taxpayer. If the taxpayer furnished me a completed paper 2023 New York State return signed by a paid preparer, I declare that the information contained in the taxpayer's 2023 New York State electronic return

is identical to that contained in the paper copy of the return. If I am the paid preparer, under penalty of perjury I declare that I have examined this 2023 New York State electronic personal income tax return, and, to the best of my knowledge and belief, the return is true, correct, and complete. I have based this declaration on all information available to me.

Do not mail Form TR-579-IT to the Tax Department:

EROs must keep this form for three years and present it to the Tax Department upon request.

ERO's signature	Print name GLOBAL TAXES LLC	Date
Paid preparer's signature	Print name SYAM PRIYA RAM SAGAR GUPTA TALLAM	Date 02142024



Department of Taxation and Finance

Nonresident and Part-Year Resident Income Tax Return

New York State • New York City • Yonkers • MCTMT

IT-203

For the year January 1, 2023, through December 31, 2023, or fiscal year beginning

23

and ending

For help completing your return, see the instructions, Form IT-203-I.

Your first name and middle initial SUDHAKAR REDDY		Your last name (for a joint return, enter spouse's name on line below) TATIPARTHI		Your date of birth (mmddyyyy) 08041993		Your Social Security number 850676147	
Spouse's first name and middle initial SRAVYA		Spouse's last name CHENNAREDDY		Spouse's date of birth (mmddyyyy) 07151996		Spouse's Social Security number 661937831	
Mailing address (see instructions) (number and street or PO Box) 33 ROMAINE AVENUE FLOOR 2				Apartment number		New York State county of residence NR	
City, village, or post office JERSEY CITY			State NJ	ZIP code 07306	Country UNITED STATES		School district name NR
Taxpayer's permanent home address (see instructions) (no. and street or rural route)				Apartment no.	City, village, or post office		School district code number
State	ZIP code	Country	Decedent information		Taxpayer's date of death	Spouse's date of death	

A Filing status (mark an X in one box):

- ① Single
- ② Married filing joint return (enter both spouses' Social Security numbers above)
- ③ Married filing separate return (enter both spouses' Social Security numbers above)
- ④ Head of household (with qualifying person)
- ⑤ Qualifying surviving spouse

B Did you itemize your deductions on your 2023 federal income tax return? Yes No

C Can you be claimed as a dependent on another taxpayer's federal return? Yes No

D1 Did you have a financial account located in a foreign country? Yes No



D2 (1) Did you or your spouse maintain living quarters in Yonkers for any part of 2023? Yes No
If Yes:

(2) Number of months you lived in Yonkers in 2023 ...

(3) Number of months your spouse lived in Yonkers in 2023
If No:

(4) Did you or your spouse work in Yonkers while not living in Yonkers for any part of 2023 ... Yes No

E New York City part-year residents only (This includes the Bronx, Brooklyn, Manhattan, Queens, and Staten Island)

(1) Number of months you lived in NY City in 2023

(2) Number of months your spouse lived in NY City in 2023

F Enter your 2-character special condition code(s) if applicable

G New York State part-year residents

Enter the date you moved into or out of NYS (mmddyyyy)

On the last day of the tax year (mark an X in one box):

1) Lived in NYS

2) Lived outside NYS; received income from NYS sources during nonresident period

3) Lived outside NYS; received no income from NYS sources during nonresident period

H Did you or your spouse maintain living quarters in NYS in 2023? Yes No
(if Yes, complete Form IT-203-B)

I Dependent information

First name and middle initial	Last name	Relationship	Social Security number	Date of birth (mmddyyyy)

If more than 6 dependents, mark an X in the box.



203001233555

For office use only

NO HANDWRITTEN ENTRIES, OTHER THAN SIGNATURE, ON THIS FORM

Enter your Social Security number
850676147

Federal income and adjustments

Federal amount
Whole dollars only

New York State amount
Whole dollars only

1	Wages, salaries, tips, etc.	1	199307 .00	1	87390 .00
2	Taxable interest income	2	1 .00	2	.00
3	Ordinary dividends	3	6 .00	3	.00
4	Taxable refunds, credits, or offsets of state and local income taxes (also enter on line 24)	4	.00	4	.00
5	Alimony received	5	.00	5	.00
6	Business income or loss (submit a copy of federal Sch. C, Form 1040)	6	-42534 .00	6	.00
7	Capital gain or loss (if required, submit a copy of federal Sch. D, Form 1040)	7	260 .00	7	.00
8	Other gains or losses (submit a copy of federal Form 4797)	8	.00	8	.00
9	Taxable amount of IRA distributions. Beneficiaries: mark X in box <input type="checkbox"/>	9	2342 .00	9	.00
10	Taxable amount of pensions/annuities. Beneficiaries: mark X in box <input type="checkbox"/>	10	.00	10	.00
11	Rental real estate, royalties, partnerships, S corporations, trusts, etc. (submit a copy of federal Schedule E, Form 1040)	11	-17977 .00	11	.00
12	Rental real estate included in line 11 (federal amount) 12.		-17977 .00		
13	Farm income or loss (submit a copy of federal Sch. F, Form 1040)	13	.00	13	.00
14	Unemployment compensation.....	14	.00	14	.00
15	Taxable amount of Social Security benefits (also enter on line 26)	15	.00	15	.00
16	Other income Identify:	16	.00	16	.00
17	Add lines 1 through 11 and 13 through 16	17	141405 .00	17	87390 .00
18	Total federal adjustments to income Identify:	18	.00	18	.00
19	Federal adjusted gross income (subtract line 18 from line 17) ..	19	141405 .00	19	87390 .00

New York additions

20	Interest income on state and local bonds and obligations (but not those of New York State or its localities)	20	.00	20	.00
21	Public employee 414(h) retirement contributions	21	.00	21	.00
22	Other (Form IT-225, line 9)	22	.00	22	.00
23	Add lines 19 through 22	23	141405 .00	23	87390 .00


New York subtractions

24	Taxable refunds, credits, or offsets of state and local income taxes (from line 4)	24	.00	24	.00
25	Pensions of NYS and local governments and the federal government	25	.00	25	.00
26	Taxable amount of Social Security benefits (from line 15)	26	.00	26	.00
27	Interest income on U.S. government bonds	27	.00	27	.00
28	Pension and annuity income exclusion	28	.00	28	.00
29	Other (Form IT-225, line 18)	29	.00	29	.00
30	Add lines 24 through 29	30	.00	30	.00
31	New York adjusted gross income (subtract line 30 from line 23) ..	31	141405 .00	31	87390 .00

32 Enter the amount from line 31, **Federal amount** column **32** 141405 .00

NO HANDWRITTEN ENTRIES, OTHER THAN SIGNATURE, ON THIS FORM

203002233555



Standard deduction or itemized deduction

33 Enter your **standard deduction** or your **itemized deduction** (from Form IT-196).
Mark an **X** in the appropriate box: ... **Standard** – or – **Itemized**

33	16050.00
34 Subtract line 33 from line 32 (if line 33 is more than line 32, leave blank)	125355.00
35 Dependent exemptions (enter the number of dependents listed in Item I; see instructions)	000.00
36 New York taxable income (subtract line 35 from line 34)	125355.00

Tax computation, credits, and other taxes

37 New York taxable income (from line 36)	125355.00
38 New York State tax on line 37 amount	6787.00
39 New York State household credit	.00
40 Subtract line 39 from line 38 (if line 39 is more than line 38, leave blank)	6787.00
41 New York State child and dependent care credit	.00
42 Subtract line 41 from line 40 (if line 41 is more than line 40, leave blank)	6787.00
43 New York State earned income credit	.00

44 Base tax (subtract line 43 from line 42; if line 43 is more than line 42, leave blank)	6787.00
--	---------

45 Income percentage	New York State amount from line 31	Federal amount from line 31	Round result to 4 decimal places
	87390.00	141405.00	0.6180

46 Allocated New York State tax (multiply line 44 by the decimal on line 45)	4194.00
47 New York State nonrefundable credits (Form IT-203-ATT, line 8)	.00
48 Subtract line 47 from line 46 (if line 47 is more than line 46, leave blank)	4194.00
49 Net other New York State taxes (Form IT-203-ATT, line 33)	.00
50 Total New York State taxes (add lines 48 and 49)	4194.00

New York City and Yonkers taxes, credits, and surcharges, and MCTMT

51 Part-year New York City resident tax (Form IT-360.1)	51	.00	See instructions to compute New York City and Yonkers taxes, credits, and surcharges.
52 Part-year resident nonrefundable New York City child and dependent care credit	52	.00	
52a Subtract line 52 from 51	52a	.00	
52b MCTMT net earnings base for Zone 1	52b	.00	See instructions to compute the MCTMT for each zone.
52c MCTMT net earnings base for Zone 2	52c	.00	
52d MCTMT for Zone 1	52d	.00	
52e MCTMT for Zone 2	52e	.00	
52f Total MCTMT (add lines 52d and 52e)	52f	.00	
53 Yonkers nonresident earnings tax (Form Y-203)	53	.00	
54 Part-year Yonkers resident income tax surcharge (Form IT-360.1)	54	.00	
55 Total New York City and Yonkers taxes / surcharges and MCTMT (add lines 52a, and 52f through 54)	55	.00	
56 Sales or use tax (Do not leave blank.)	56	0.00	
57 Voluntary contributions (Form IT-227, Part 2, line 1)	57	.00	
58 Total New York State, New York City, Yonkers, and sales or use taxes, MCTMT, and voluntary contributions (add lines 50, 55, 56, and 57)	58	4194.00	

NO HANDWRITTEN ENTRIES, OTHER THAN SIGNATURE, ON THIS FORM



Enter your Social Security number
850676147

59 Enter amount from line 58 59 4194.00

Payments and refundable credits

Table with 2 columns: Description and Amount. Rows include NYC school tax credit, other refundable credits, and total payments and refundable credits.

If applicable, complete Form(s) IT-2 and/or IT-1099-R and submit them with your return. Do not send federal Form W-2 with your return.

Your refund, amount you owe, and account information

Table with 2 columns: Description and Amount. Rows include amount overpaid, amount available for refund, and total refund after NYS 529 account deposit.

Mark one refund choice: [] direct deposit to checking or savings account (fill in line 73) - or - [] paper check

Refund? Direct deposit is the easiest, fastest way to get your refund. See instructions for payment options.

Table with 2 columns: Description and Amount. Rows include amount applied to 2024 tax, amount owed, and estimated tax penalty.

See instructions for the proper assembly of your return.

73 Account information for direct deposit or electronic funds withdrawal. If the funds for your payment (or refund) would come from (or go to) an account outside the U.S., mark an X in this box []

73a Account type: [] Personal checking - or - [] Personal savings - or - [] Business checking - or - [] Business savings

73b Routing number [] 73c Account number []

74 Electronic funds withdrawal Date [] Amount [].00

Third-party designee? (see instr.) Yes [] No [X] Print designee's name, Designee's phone number, Personal identification number (PIN), Email:

Paid preparer must complete (see instructions) Preparer's NYTPRIN, NYTPRIN excl. code, Preparer's signature, Preparer's printed name, Firm's name, Preparer's PTIN or SSN, Address, Employer identification number, Date, Email.

Taxpayer(s) must sign here Your signature, Your occupation, Spouse's signature and occupation, Date, Daytime phone number, Email.

See instructions for where to mail your return.

NO HANDWRITTEN ENTRIES, OTHER THAN SIGNATURE, ON THIS FORM





Department of Taxation and Finance

Summary of W-2 Statements

New York State • New York City • Yonkers

IT-2

Do not detach or separate the W-2 Records below. File Form IT-2 as an entire page with your return. See instructions on the back.

W-2 Record 1

Box a Employee's Social Security number for this W-2 Record

850676147

Box b Employer identification number (EIN)

274514978

Box c Employer's information

Employer's name RIVERTON PHARMACY INC			
Employer's address (number and street) 2085 LEXINGTON AVE			
City NEW YORK	State NY	ZIP code 10035	Country

Box 1 Wages, tips, other compensation

87390.00

Box 8 Allocated tips

.00

Box 10 Dependent care benefits

.00

Box 11 Nonqualified plans

.00

Box 12a Amount

1096.00

Code

D

Box 12b Amount

504.00

Code

AA

Box 12c Amount

.00

Code

Box 12d Amount

.00

Code

Box 14a Amount

31.00

Description

NY SDI

Box 14b Amount

399.00

Description

NY FLI

Box 14c Amount

.00

Description

Box 14d Amount

.00

Description

Box 13 Statutory employee

Retirement plan

Third-party sick pay

Corrected (W-2c)

NY State information:

Box 15a NY State

NY

Box 16a NYS wages, tips, etc.

87390.00

Box 17a NYS income tax withheld

4125.00

Other state information:

Box 15b other state

Box 16b Other state wages, tips, etc.

.00

Box 17b Other state income tax withheld

.00

NYC and Yonkers information (see instr.):

Box 18 Local wages, tips, etc.

Locality a .00

Locality b .00

Box 19 Local income tax withheld

Locality a .00

Locality b .00

Box 20 Locality name

Locality a

Locality b

Do not detach.

W-2 Record 2

Box a Employee's Social Security number for this W-2 Record

661937831

Box b Employer identification number (EIN)

351835818

Box c Employer's information

Employer's name THE ELEVANCE HEALTH COMPANIES, INC AN AFFILIATE OF ELEVANCE HEA			
Employer's address (number and street) 220 VIRGINIA AVENUE			
City INDIANAPOLIS	State IN	ZIP code 46204	Country

Box 1 Wages, tips, other compensation

111917.00

Box 8 Allocated tips

.00

Box 10 Dependent care benefits

.00

Box 11 Nonqualified plans

.00

Box 12a Amount

137.00

Code

C

Box 12b Amount

7460.00

Code

D

Box 12c Amount

2800.00

Code

W

Box 12d Amount

15989.00

Code

DD

Box 14a Amount

83.00

Description

NJ FLI

Box 14b Amount

17.00

Description

UI/WF/SWF

Box 14c Amount

.00

Description

Box 14d Amount

.00

Description

Box 13 Statutory employee

Retirement plan

Third-party sick pay

Corrected (W-2c)

NY State information:

Box 15a NY State

NY

Box 16a NYS wages, tips, etc.

.00

Box 17a NYS income tax withheld

.00

Other state information:

Box 15b other state

NJ

Box 16b Other state wages, tips, etc.

119720.00

Box 17b Other state income tax withheld

5006.00

NYC and Yonkers information (see instr.):

Box 18 Local wages, tips, etc.

Locality a .00

Locality b .00

Box 19 Local income tax withheld

Locality a .00

Locality b .00

Box 20 Locality name

Locality a

Locality b

NO HANDWRITTEN ENTRIES ON THIS FORM

102001233555

