

Gain / Loss report

Deepak Bojanapati | 78094f13-a979-5d10-aa6e-72f65c2b71cc | deepak73bn@gmail.com

About report

This report includes all taxable activity on Coinbase with realized gains or losses. For US customers, Sells and Converts are taxable events that realize gains. This report does not include taxable events like Staking or Coinbase Earn that result in income. Note that this report is provided for informational purposes only, and you are responsible for confirming the accuracy and completeness of the information set forth in the report. For final tax obligations, please consult your tax advisor.

Summary

Cost Basis Method: **HIFO**

Data source	Long-term	Short-term	Total Gain/Loss
Coinbase	None	None	None
Customer provided	\$19.96	-\$10.31	\$9.65
Total	\$19.96	-\$10.31	\$9.65

Report legend

Short-term

The tax you pay on capital gains or losses depends on how long you hold the asset. If you hold an asset for 1 year or less, you pay the short term capital gains tax rate.

Long-term

The tax you pay on capital gains or losses depends on how long you hold the asset. If you hold an asset for 1 year and 1 day, or longer, you pay the long term capital gains tax rate.

Proceeds

The amount of money you received when you sold your cryptocurrency. If you received USD in exchange for your cryptocurrency then the cash you received is your proceeds. If you exchanged one cryptocurrency for another it will be the dollar value of the crypto you received.

Cost-basis method

You can change your cost-basis method by accessing the Settings page. For futures, the cost-basis method is fixed to FIFO (First in, first out). The method currently displayed is based on your account's default setting.

Data source: Coinbase


These are taxable transactions incurring realized gains or losses where Coinbase all relevant data points.

You don't have any gains/losses in 2023

Section 2


Data source: Customer provided

These are taxable transactions incurring realized gains or losses using customer-provided information. This data will not be reported to the IRS, but is provided for filing their own taxes.

Date Sold	Event	Amount	Proceeds	Cost Basis	Long Term	Short Term	Total Gain/Loss
12/03/2023	 Converted XRP	475	\$298.32	\$150.81	\$147.52	None	\$147.52

Date Acquired (Tax Lots)

03/04/2020	425 XRP	\$266.92	\$100.90	\$166.03	None
03/05/2020	25 XRP	\$15.70	\$5.99	\$9.71	None
04/15/2021	25 XRP	\$15.70	\$43.92	-\$28.22	None

Date Sold	Event	Amount	Proceeds	Cost Basis	Long Term	Short Term	Total Gain/Loss
12/03/2023	 Converted SOL	0.976702499	\$62.87	\$189.66	-\$127.55	\$0.76	-\$126.79

Date Acquired (Tax Lots)

07/16/2023	0.000293865 SOL	\$0.02	\$0.01	None	\$0.01
12/16/2022	0.000052507 SOL	\$0.00	\$0.00	None	\$0.00
06/27/2023	0.000134664 SOL	\$0.01	\$0.00	None	\$0.01
09/19/2022	0.000290974 SOL	\$0.02	\$0.01	\$0.01	None
05/02/2023	0.000120104 SOL	\$0.01	\$0.00	None	\$0.01
03/16/2023	0.000170921 SOL	\$0.01	\$0.00	None	\$0.01
10/06/2022	0.000306935 SOL	\$0.02	\$0.01	\$0.01	None

10/28/2021	0.944271965 SOL	\$60.78	\$188.82	-\$128.04	None
11/04/2022	0.000296237 SOL	\$0.02	\$0.01	\$0.01	None
10/13/2022	0.000304176 SOL	\$0.02	\$0.01	\$0.01	None
08/06/2022	0.000314891 SOL	\$0.02	\$0.01	\$0.01	None
09/06/2023	4.32E-7 SOL	\$0.00	\$0.00	None	\$0.00
06/28/2023	0.000282836 SOL	\$0.02	\$0.00	None	\$0.01
06/17/2023	0.000292622 SOL	\$0.02	\$0.00	None	\$0.01
08/17/2023	4.36E-7 SOL	\$0.00	\$0.00	None	\$0.00
09/07/2023	4.32E-7 SOL	\$0.00	\$0.00	None	\$0.00
10/04/2022	0.000288433 SOL	\$0.02	\$0.01	\$0.01	None
02/19/2023	0.000068053 SOL	\$0.00	\$0.00	None	\$0.00
08/19/2022	0.000303989 SOL	\$0.02	\$0.01	\$0.01	None
06/22/2023	0.000295339 SOL	\$0.02	\$0.00	None	\$0.01
07/26/2022	0.000324596 SOL	\$0.02	\$0.01	\$0.01	None
04/04/2023	0.00029557 SOL	\$0.02	\$0.01	None	\$0.01
04/05/2023	0.000291593 SOL	\$0.02	\$0.01	None	\$0.01
09/03/2022	0.00032789 SOL	\$0.02	\$0.01	\$0.01	None
06/22/2023	0.000291261 SOL	\$0.02	\$0.00	None	\$0.01
06/23/2023	0.000285732 SOL	\$0.02	\$0.00	None	\$0.01
01/18/2023	0.000122486 SOL	\$0.01	\$0.00	None	\$0.01
08/24/2023	4.32E-7 SOL	\$0.00	\$0.00	None	\$0.00
08/07/2023	3.58E-7 SOL	\$0.00	\$0.00	None	\$0.00
08/16/2023	4.3E-7 SOL	\$0.00	\$0.00	None	\$0.00
06/24/2023	0.000161386 SOL	\$0.01	\$0.00	None	\$0.01
08/31/2022	0.000291612 SOL	\$0.02	\$0.01	\$0.01	None
08/22/2022	0.000152476 SOL	\$0.01	\$0.01	\$0.00	None
12/28/2022	0.00018549 SOL	\$0.01	\$0.00	None	\$0.01
05/31/2023	0.000293487 SOL	\$0.02	\$0.01	None	\$0.01
11/25/2022	4.64E-7 SOL	\$0.00	\$0.00	\$0.00	None
05/24/2023	0.000261636 SOL	\$0.02	\$0.01	None	\$0.01
12/17/2022	0.000049572 SOL	\$0.00	\$0.00	None	\$0.00


08/01/2023	0.000290406 SOL	\$0.02	\$0.01	None	\$0.01
06/15/2023	0.000297321 SOL	\$0.02	\$0.00	None	\$0.01
06/20/2023	0.000291801 SOL	\$0.02	\$0.00	None	\$0.01
10/06/2022	0.000310686 SOL	\$0.02	\$0.01	\$0.01	None
04/01/2023	0.000152119 SOL	\$0.01	\$0.00	None	\$0.01
06/29/2023	0.000272762 SOL	\$0.02	\$0.00	None	\$0.01
07/15/2023	0.000143288 SOL	\$0.01	\$0.00	None	\$0.01
12/30/2022	0.000101712 SOL	\$0.01	\$0.00	None	\$0.01
06/22/2023	0.00029332 SOL	\$0.02	\$0.00	None	\$0.01
08/04/2022	0.000315188 SOL	\$0.02	\$0.01	\$0.01	None
06/05/2023	0.000293217 SOL	\$0.02	\$0.01	None	\$0.01
11/11/2022	0.000303847 SOL	\$0.02	\$0.01	\$0.01	None
09/05/2022	0.000328726 SOL	\$0.02	\$0.01	\$0.01	None
12/01/2022	0.000058299 SOL	\$0.00	\$0.00	\$0.00	None
06/15/2023	0.000295153 SOL	\$0.02	\$0.00	None	\$0.01
08/01/2023	3.58E-7 SOL	\$0.00	\$0.00	None	\$0.00
10/30/2022	0.000300011 SOL	\$0.02	\$0.01	\$0.01	None
01/28/2023	0.000028487 SOL	\$0.00	\$0.00	None	\$0.00
11/16/2022	0.000067998 SOL	\$0.00	\$0.00	\$0.00	None
07/26/2023	3.34E-7 SOL	\$0.00	\$0.00	None	\$0.00
11/27/2022	0.000059893 SOL	\$0.00	\$0.00	\$0.00	None
08/28/2022	0.000333643 SOL	\$0.02	\$0.01	\$0.01	None
12/10/2022	0.000053982 SOL	\$0.00	\$0.00	None	\$0.00
07/20/2023	0.000017628 SOL	\$0.00	\$0.00	None	\$0.00
04/02/2023	0.000116495 SOL	\$0.01	\$0.00	None	\$0.01
07/11/2023	0.000267746 SOL	\$0.02	\$0.01	None	\$0.01
11/29/2022	0.000058894 SOL	\$0.00	\$0.00	\$0.00	None
10/28/2022	0.000292876 SOL	\$0.02	\$0.01	\$0.01	None
01/02/2023	0.000185574 SOL	\$0.01	\$0.00	None	\$0.01
01/04/2023	0.00018337 SOL	\$0.01	\$0.00	None	\$0.01
02/04/2023	0.000017798 SOL	\$0.00	\$0.00	None	\$0.00

12/23/2022	0.000050708 SOL	\$0.00	\$0.00	None	\$0.00
08/30/2023	4.33E-7 SOL	\$0.00	\$0.00	None	\$0.00
06/23/2023	0.000284221 SOL	\$0.02	\$0.00	None	\$0.01
06/20/2023	0.000295534 SOL	\$0.02	\$0.01	None	\$0.01
07/21/2023	0.000069228 SOL	\$0.00	\$0.00	None	\$0.00
07/13/2023	0.000292862 SOL	\$0.02	\$0.01	None	\$0.01
07/06/2023	6.48E-7 SOL	\$0.00	\$0.00	None	\$0.00
07/28/2023	3.56E-7 SOL	\$0.00	\$0.00	None	\$0.00
08/15/2023	4.35E-7 SOL	\$0.00	\$0.00	None	\$0.00
12/08/2022	0.000054981 SOL	\$0.00	\$0.00	None	\$0.00
07/03/2022	0.000707082 SOL	\$0.05	\$0.02	\$0.02	None
02/15/2023	0.000068658 SOL	\$0.00	\$0.00	None	\$0.00
07/19/2023	8.1E-8 SOL	\$0.00	\$0.00	None	\$0.00
05/24/2023	0.000262096 SOL	\$0.02	\$0.01	None	\$0.01
01/13/2023	0.000180521 SOL	\$0.01	\$0.00	None	\$0.01
06/23/2023	0.000285364 SOL	\$0.02	\$0.00	None	\$0.01
08/31/2023	4.33E-7 SOL	\$0.00	\$0.00	None	\$0.00
08/01/2022	0.000314939 SOL	\$0.02	\$0.01	\$0.01	None
03/19/2023	0.000119152 SOL	\$0.01	\$0.00	None	\$0.01
10/23/2022	0.000293731 SOL	\$0.02	\$0.01	\$0.01	None
08/25/2022	0.000327789 SOL	\$0.02	\$0.01	\$0.01	None
10/14/2022	0.000303991 SOL	\$0.02	\$0.01	\$0.01	None
11/18/2022	0.000068039 SOL	\$0.00	\$0.00	\$0.00	None
06/01/2023	0.000293996 SOL	\$0.02	\$0.01	None	\$0.01
06/29/2023	0.000294571 SOL	\$0.02	\$0.01	None	\$0.01
12/30/2022	0.000081824 SOL	\$0.01	\$0.00	None	\$0.00
07/24/2022	0.000319012 SOL	\$0.02	\$0.01	\$0.01	None
09/08/2022	0.000326247 SOL	\$0.02	\$0.01	\$0.01	None
11/22/2022	0.000067292 SOL	\$0.00	\$0.00	\$0.00	None
03/17/2023	0.000120244 SOL	\$0.01	\$0.00	None	\$0.01
07/19/2023	2.3E-7 SOL	\$0.00	\$0.00	None	\$0.00

08/19/2023	2.25E-7 SOL	\$0.00	\$0.00	None	\$0.00
10/16/2022	0.000302207 SOL	\$0.02	\$0.01	\$0.01	None
11/01/2022	0.000292699 SOL	\$0.02	\$0.01	\$0.01	None
04/29/2023	0.000120123 SOL	\$0.01	\$0.00	None	\$0.00
10/25/2022	0.000298968 SOL	\$0.02	\$0.01	\$0.01	None
06/29/2023	0.000294236 SOL	\$0.02	\$0.01	None	\$0.01
11/08/2022	0.000315242 SOL	\$0.02	\$0.01	\$0.01	None
06/21/2023	0.000296243 SOL	\$0.02	\$0.01	None	\$0.01
08/26/2023	4.32E-7 SOL	\$0.00	\$0.00	None	\$0.00
12/19/2022	0.000050642 SOL	\$0.00	\$0.00	None	\$0.00
07/06/2023	6.5E-7 SOL	\$0.00	\$0.00	None	\$0.00
10/08/2022	0.00030461 SOL	\$0.02	\$0.01	\$0.01	None
10/05/2022	0.000284305 SOL	\$0.02	\$0.01	\$0.01	None
08/02/2023	3.57E-7 SOL	\$0.00	\$0.00	None	\$0.00
11/12/2022	0.000296766 SOL	\$0.02	\$0.00	\$0.01	None
12/14/2022	0.000049645 SOL	\$0.00	\$0.00	None	\$0.00
08/22/2023	4.35E-7 SOL	\$0.00	\$0.00	None	\$0.00
06/29/2023	0.000286511 SOL	\$0.02	\$0.00	None	\$0.01
09/13/2022	0.0003232 SOL	\$0.02	\$0.01	\$0.01	None
12/21/2022	0.000050224 SOL	\$0.00	\$0.00	None	\$0.00
07/26/2023	3.17E-7 SOL	\$0.00	\$0.00	None	\$0.00
06/27/2023	0.000282907 SOL	\$0.02	\$0.00	None	\$0.01
10/08/2022	0.000294144 SOL	\$0.02	\$0.01	\$0.01	None
06/17/2023	0.000287459 SOL	\$0.02	\$0.00	None	\$0.01
04/12/2023	0.000111136 SOL	\$0.01	\$0.00	None	\$0.00
03/31/2023	0.000118869 SOL	\$0.01	\$0.00	None	\$0.01
04/12/2023	0.000172026 SOL	\$0.01	\$0.00	None	\$0.01
06/08/2023	0.000298426 SOL	\$0.02	\$0.01	None	\$0.01
11/20/2022	0.000066696 SOL	\$0.00	\$0.00	\$0.00	None
02/24/2023	0.000172393 SOL	\$0.01	\$0.00	None	\$0.01
07/20/2023	0.000017587 SOL	\$0.00	\$0.00	None	\$0.00

07/11/2022	0.000329092 SOL	\$0.02	\$0.01	\$0.01	None
07/07/2022	0.000332488 SOL	\$0.02	\$0.01	\$0.01	None
10/19/2022	0.000303866 SOL	\$0.02	\$0.01	\$0.01	None
12/03/2022	0.000057069 SOL	\$0.00	\$0.00	None	\$0.00
07/03/2023	0.000295361 SOL	\$0.02	\$0.01	None	\$0.01
10/06/2022	0.000308581 SOL	\$0.02	\$0.01	\$0.01	None
08/12/2023	4.37E-7 SOL	\$0.00	\$0.00	None	\$0.00
08/12/2023	4.32E-7 SOL	\$0.00	\$0.00	None	\$0.00
07/14/2022	0.00032842 SOL	\$0.02	\$0.01	\$0.01	None
04/02/2023	0.000118878 SOL	\$0.01	\$0.00	None	\$0.01
07/26/2023	3.55E-7 SOL	\$0.00	\$0.00	None	\$0.00
07/15/2023	0.000068624 SOL	\$0.00	\$0.00	None	\$0.00
10/21/2022	0.000290183 SOL	\$0.02	\$0.01	\$0.01	None
01/14/2023	0.000180391 SOL	\$0.01	\$0.00	None	\$0.01
08/10/2022	0.000305613 SOL	\$0.02	\$0.01	\$0.01	None
05/06/2023	0.000280756 SOL	\$0.02	\$0.01	None	\$0.01
06/20/2023	0.000288297 SOL	\$0.02	\$0.00	None	\$0.01
07/20/2022	0.000323351 SOL	\$0.02	\$0.01	\$0.01	None
06/07/2023	0.000298276 SOL	\$0.02	\$0.01	None	\$0.01
06/27/2023	0.000294077 SOL	\$0.02	\$0.00	None	\$0.01
11/25/2022	0.000056411 SOL	\$0.00	\$0.00	\$0.00	None
08/04/2023	7.38E-7 SOL	\$0.00	\$0.00	None	\$0.00
09/01/2023	4.31E-7 SOL	\$0.00	\$0.00	None	\$0.00
06/21/2023	0.000287217 SOL	\$0.02	\$0.00	None	\$0.01
07/29/2022	0.000321243 SOL	\$0.02	\$0.01	\$0.01	None
01/27/2023	0.000043557 SOL	\$0.00	\$0.00	None	\$0.00
03/02/2023	0.000170635 SOL	\$0.01	\$0.00	None	\$0.01
09/11/2023	4.32E-7 SOL	\$0.00	\$0.00	None	\$0.00
07/17/2022	0.000326343 SOL	\$0.02	\$0.01	\$0.01	None
12/12/2022	0.000049787 SOL	\$0.00	\$0.00	None	\$0.00
02/08/2023	0.00015735 SOL	\$0.01	\$0.00	None	\$0.01

09/16/2022	0.000320591 SOL	\$0.02	\$0.01	\$0.01	None
09/11/2022	0.000321927 SOL	\$0.02	\$0.01	\$0.01	None
12/26/2022	0.000185625 SOL	\$0.01	\$0.00	None	\$0.01
07/14/2023	7.35E-7 SOL	\$0.00	\$0.00	None	\$0.00
08/16/2022	0.000302734 SOL	\$0.02	\$0.01	\$0.01	None
01/24/2023	0.000044281 SOL	\$0.00	\$0.00	None	\$0.00
02/16/2023	0.000068325 SOL	\$0.00	\$0.00	None	\$0.00
11/13/2022	0.000070684 SOL	\$0.00	\$0.00	\$0.00	None
05/24/2023	0.000268001 SOL	\$0.02	\$0.01	None	\$0.01
06/21/2023	0.000291585 SOL	\$0.02	\$0.01	None	\$0.01
03/01/2023	0.000170505 SOL	\$0.01	\$0.00	None	\$0.01
05/24/2023	0.000274933 SOL	\$0.02	\$0.01	None	\$0.01
08/11/2023	4.38E-7 SOL	\$0.00	\$0.00	None	\$0.00
01/20/2023	0.000044118 SOL	\$0.00	\$0.00	None	\$0.00
08/13/2022	0.000304573 SOL	\$0.02	\$0.01	\$0.01	None
01/07/2023	0.000181161 SOL	\$0.01	\$0.00	None	\$0.01

Date Sold	Event	Amount	Proceeds	Cost Basis	Long Term	Short Term	Total Gain/Loss
12/06/2023	 Converted USDC	350.113108	\$350.11	\$361.19	None	-\$11.08	-\$11.08

Date Acquired (Tax Lots)

12/03/2023	59.242432 USDC	\$59.24	\$62.87	None	-\$3.62
12/03/2023	290.870676 USDC	\$290.87	\$298.32	None	-\$7.45