

IRS e-file Signature Authorization

▶ ERO must obtain and retain completed Form 8879.
▶ Go to www.irs.gov/Form8879 for the latest information.

Submission Identification Number (SID) ▶

Taxpayer's name NEHA SHARMA	Social security number 488-77-7955
Spouse's name	Spouse's social security number

Part I Tax Return Information – Tax Year Ending December 31, 2023 (Enter year you are authorizing.)

Enter whole dollars only on lines 1 through 5.

Note: Form 1040-SS filers use line 4 only. Leave lines 1, 2, 3, and 5 blank.

1	Adjusted gross income	127,661.
2	Total tax	20,715.
3	Federal income tax withheld from Form(s) W-2 and Form(s) 1099	25,173.
4	Amount you want refunded to you	4,458.
5	Amount you owe	

Part II Taxpayer Declaration and Signature Authorization (Be sure you get and keep a copy of your return)

Under penalties of perjury, I declare that I have examined a copy of the income tax return (original or amended) I am now authorizing, and to the best of my knowledge and belief, it is true, correct, and complete. I further declare that the amounts in Part I above are the amounts from the income tax return (original or amended) I am now authorizing. I consent to allow my intermediate service provider, transmitter, or electronic return originator (ERO) to send my return to the IRS and to receive from the IRS (a) an acknowledgement of receipt or reason for rejection of the transmission, (b) the reason for any delay in processing the return or refund, and (c) the date of any refund. If applicable, I authorize the U.S. Treasury and its designated Financial Agent to initiate an ACH electronic funds withdrawal (direct debit) entry to the financial institution account indicated in the tax preparation software for payment of my federal taxes owed on this return and/or a payment of estimated tax, and the financial institution to debit the entry to this account. This authorization is to remain in full force and effect until I notify the U.S. Treasury Financial Agent to terminate the authorization. To revoke (cancel) a payment, I must contact the U.S. Treasury Financial Agent at 1-888-353-4537. Payment cancellation requests must be received no later than 2 business days prior to the payment (settlement) date. I also authorize the financial institutions involved in the processing of the electronic payment of taxes to receive confidential information necessary to answer inquiries and resolve issues related to the payment. I further acknowledge that the personal identification number (PIN) below is my signature for the income tax return (original or amended) I am now authorizing and, if applicable, my Electronic Funds Withdrawal Consent.

Taxpayer's PIN: check one box only

- I authorize GLOBAL TAXES LLC to enter or generate my PIN

7	7	9	5	5
---	---	---	---	---

 as my signature on the income tax return (original or amended) I am now authorizing.
- I will enter my PIN as my signature on the income tax return (original or amended) I am now authorizing. Check this box **only** if you are entering your own PIN **and** your return is filed using the Practitioner PIN method. The ERO must complete Part III below.

Your signature ▶ _____ Date ▶ _____

Spouse's PIN: check one box only

- I authorize _____ to enter or generate my PIN

--	--	--	--	--

 as my signature on the income tax return (original or amended) I am now authorizing.
- I will enter my PIN as my signature on the income tax return (original or amended) I am now authorizing. Check this box **only** if you are entering your own PIN **and** your return is filed using the Practitioner PIN method. The ERO must complete Part III below.

Spouse's signature ▶ _____ Date ▶ _____

Practitioner PIN Method Returns Only—continue below

Part III Certification and Authentication – Practitioner PIN Method Only

ERO's EFIN/PIN. Enter your six-digit EFIN followed by your five-digit self-selected PIN.

2	2	2	4	9	6	0	8	2	7	1
---	---	---	---	---	---	---	---	---	---	---

Don't enter all zeros

I certify that the above numeric entry is my PIN, which is my signature for the electronic individual income tax return (original or amended) I am now authorized to file for tax year indicated above for the taxpayer(s) indicated above. I confirm that I am submitting this return in accordance with the requirements of the Practitioner PIN method and **Pub. 1345**, Handbook for Authorized IRS e-file Providers of Individual Income Tax Returns.

ERO's signature ▶ _____ Date ▶ _____

ERO Must Retain This Form – See Instructions
Don't Submit This Form to the IRS Unless Requested To Do So

For the year Jan. 1–Dec. 31, 2023, or other tax year beginning , 2023, ending , 20 See separate instructions.

Your first name and middle initial NEHA Last name SHARMA Your social security number 488 77 7955

If joint return, spouse's first name and middle initial Last name Spouse's social security number

Home address (number and street). If you have a P.O. box, see instructions. Apt. no. 183 SHERMAN AVE Presidential Election Campaign

City, town, or post office. If you have a foreign address, also complete spaces below. State NJ ZIP code 07306 Check here if you, or your spouse if filing jointly, want \$3 to go to this fund. Checking a box below will not change your tax or refund.

Foreign country name Foreign province/state/county Foreign postal code You Spouse

Filing Status [X] Single [] Head of household (HOH) [] Married filing jointly (even if only one had income) [] Married filing separately (MFS) [] Qualifying surviving spouse (QSS)
Check only one box.
If you checked the MFS box, enter the name of your spouse. If you checked the HOH or QSS box, enter the child's name if the qualifying person is a child but not your dependent:

Digital Assets At any time during 2023, did you: (a) receive (as a reward, award, or payment for property or services); or (b) sell, exchange, or otherwise dispose of a digital asset (or a financial interest in a digital asset)? (See instructions.) [] Yes [X] No

Standard Deduction Someone can claim: [] You as a dependent [] Your spouse as a dependent [] Spouse itemizes on a separate return or you were a dual-status alien

Age/Blindness You: [] Were born before January 2, 1959 [] Are blind Spouse: [] Was born before January 2, 1959 [] Is blind

Table with 5 columns: (1) First name, Last name, (2) Social security number, (3) Relationship to you, (4) Check the box if qualifies for (see instructions): Child tax credit, Credit for other dependents. Includes rows for dependents and checkboxes for more than four dependents.

Income section table with columns 1a-1z and 1a-1z. Rows include: 1a Total amount from Form(s) W-2, box 1 (see instructions) 135,071.; 1b Household employee wages not reported on Form(s) W-2; 1c Tip income not reported on line 1a (see instructions); 1d Medicaid waiver payments not reported on Form(s) W-2 (see instructions); 1e Taxable dependent care benefits from Form 2441, line 26; 1f Employer-provided adoption benefits from Form 8839, line 29; 1g Wages from Form 8919, line 6; 1h Other earned income (see instructions) 0.; 1i Nontaxable combat pay election (see instructions); 1z Add lines 1a through 1h 135,071.

Table with columns 2a-2b, 3a-3b, 4a-4b, 5a-5b, 6a-6b. Rows include: 2a Tax-exempt interest; 2b Taxable interest; 3a Qualified dividends; 3b Ordinary dividends; 4a IRA distributions; 4b Taxable amount; 5a Pensions and annuities; 5b Taxable amount; 6a Social security benefits; 6b Taxable amount.

Table with columns 7-15. Rows include: 7 Capital gain or (loss). Attach Schedule D if required. If not required, check here; 8 Additional income from Schedule 1, line 10 -7,410.; 9 Add lines 1z, 2b, 3b, 4b, 5b, 6b, 7, and 8. This is your total income 127,661.; 10 Adjustments to income from Schedule 1, line 26; 11 Subtract line 10 from line 9. This is your adjusted gross income 127,661.; 12 Standard deduction or itemized deductions (from Schedule A) 13,850.; 13 Qualified business income deduction from Form 8995 or Form 8995-A; 14 Add lines 12 and 13 13,850.; 15 Subtract line 14 from line 11. If zero or less, enter -0-. This is your taxable income 113,811.

Attach Sch. B if required.

Standard Deduction for—
• Single or Married filing separately, \$13,850
• Married filing jointly or Qualifying surviving spouse, \$27,700
• Head of household, \$20,800
• If you checked any box under Standard Deduction, see instructions.

Tax and Credits table with rows 16-24. Includes Tax (see instructions), Amount from Schedule 2, Child tax credit, Amount from Schedule 3, and Total tax.

Payments table with rows 25-33. Includes Federal income tax withheld, 2023 estimated tax payments, Earned income credit, and Total payments.

Refund table with rows 34-36. Includes overpaid amount, routing number, account number, and amount applied to 2024 estimated tax.

Amount You Owe table with rows 37-38. Includes amount you owe and estimated tax penalty.

Third Party Designee section with checkboxes for Yes/No and fields for name, phone, and PIN.

Sign Here section with declaration and signature lines for taxpayer and spouse, including occupation and ID information.

Paid Preparer Use Only section with fields for preparer name, signature, date, PTIN, firm name, address, and phone/EIN.

**SCHEDULE 1
(Form 1040)**

Department of the Treasury
Internal Revenue Service

Additional Income and Adjustments to Income

Attach to Form 1040, 1040-SR, or 1040-NR.

Go to www.irs.gov/Form1040 for instructions and the latest information.

OMB No. 1545-0074

2023

Attachment
Sequence No. **01**

Name(s) shown on Form 1040, 1040-SR, or 1040-NR

NEHA SHARMA

Your social security number

488-77-7955

Part I Additional Income

1	Taxable refunds, credits, or offsets of state and local income taxes		1	
2a	Alimony received		2a	
b	Date of original divorce or separation agreement (see instructions): _____			
3	Business income or (loss). Attach Schedule C		3	
4	Other gains or (losses). Attach Form 4797		4	
5	Rental real estate, royalties, partnerships, S corporations, trusts, etc. Attach Schedule E		5	-7,410.
6	Farm income or (loss). Attach Schedule F		6	
7	Unemployment compensation		7	
8	Other income:			
a	Net operating loss	8a ()		
b	Gambling	8b		
c	Cancellation of debt	8c		
d	Foreign earned income exclusion from Form 2555	8d ()		
e	Income from Form 8853	8e		
f	Income from Form 8889	8f		
g	Alaska Permanent Fund dividends	8g		
h	Jury duty pay	8h		
i	Prizes and awards	8i		
j	Activity not engaged in for profit income	8j		
k	Stock options	8k		
l	Income from the rental of personal property if you engaged in the rental for profit but were not in the business of renting such property	8l		
m	Olympic and Paralympic medals and USOC prize money (see instructions)	8m		
n	Section 951(a) inclusion (see instructions)	8n		
o	Section 951A(a) inclusion (see instructions)	8o		
p	Section 461(l) excess business loss adjustment	8p		
q	Taxable distributions from an ABL account (see instructions)	8q		
r	Scholarship and fellowship grants not reported on Form W-2	8r		
s	Nontaxable amount of Medicaid waiver payments included on Form 1040, line 1a or 1d	8s ()		
t	Pension or annuity from a nonqualified deferred compensation plan or a nongovernmental section 457 plan	8t		
u	Wages earned while incarcerated	8u		
z	Other income. List type and amount: _____	8z		
9	Total other income. Add lines 8a through 8z		9	
10	Combine lines 1 through 7 and 9. This is your additional income . Enter here and on Form 1040, 1040-SR, or 1040-NR, line 8		10	-7,410.

For Paperwork Reduction Act Notice, see your tax return instructions.

Schedule 1 (Form 1040) 2023

Part II Adjustments to Income

11	Educator expenses		11
12	Certain business expenses of reservists, performing artists, and fee-basis government officials. Attach Form 2106		12
13	Health savings account deduction. Attach Form 8889		13
14	Moving expenses for members of the Armed Forces. Attach Form 3903		14
15	Deductible part of self-employment tax. Attach Schedule SE		15
16	Self-employed SEP, SIMPLE, and qualified plans		16
17	Self-employed health insurance deduction		17
18	Penalty on early withdrawal of savings		18
19a	Alimony paid		19a
b	Recipient's SSN		
c	Date of original divorce or separation agreement (see instructions): _____		
20	IRA deduction		20
21	Student loan interest deduction		21
22	Reserved for future use		22
23	Archer MSA deduction		23
24	Other adjustments:		
a	Jury duty pay (see instructions)	24a	
b	Deductible expenses related to income reported on line 8l from the rental of personal property engaged in for profit	24b	
c	Nontaxable amount of the value of Olympic and Paralympic medals and USOC prize money reported on line 8m	24c	
d	Reforestation amortization and expenses	24d	
e	Repayment of supplemental unemployment benefits under the Trade Act of 1974	24e	
f	Contributions to section 501(c)(18)(D) pension plans	24f	
g	Contributions by certain chaplains to section 403(b) plans	24g	
h	Attorney fees and court costs for actions involving certain unlawful discrimination claims (see instructions)	24h	
i	Attorney fees and court costs you paid in connection with an award from the IRS for information you provided that helped the IRS detect tax law violations	24i	
j	Housing deduction from Form 2555	24j	
k	Excess deductions of section 67(e) expenses from Schedule K-1 (Form 1041)	24k	
z	Other adjustments. List type and amount: _____	24z	
25	Total other adjustments. Add lines 24a through 24z		25
26	Add lines 11 through 23 and 25. These are your adjustments to income . Enter here and on Form 1040, 1040-SR, or 1040-NR, line 10		26

**SCHEDULE E
(Form 1040)**

Supplemental Income and Loss
(From rental real estate, royalties, partnerships, S corporations, estates, trusts, REMICs, etc.)

OMB No. 1545-0074

2023
Attachment
Sequence No. **13**

Department of the Treasury
Internal Revenue Service

Attach to Form 1040, 1040-SR, 1040-NR, or 1041.
Go to www.irs.gov/ScheduleE for instructions and the latest information.

Name(s) shown on return
NEHA SHARMA

Your social security number
488-77-7955

Part I Income or Loss From Rental Real Estate and Royalties

Note: If you are in the business of renting personal property, use **Schedule C**. See instructions. If you are an individual, report farm rental income or loss from **Form 4835** on page 2, line 40.

- A** Did you make any payments in 2023 that would require you to file Form(s) 1099? See instructions Yes No
B If "Yes," did you or will you file required Form(s) 1099? Yes No

1a Physical address of each property (street, city, state, ZIP code)

A FLAT 102 H, PEER MASCHALLA ZIRAKPUR PUNJAB IN 140603

B
C

1b Type of Property (from list below)	2 For each rental real estate property listed above, report the number of fair rental and personal use days. Check the QJV box only if you meet the requirements to file as a qualified joint venture. See instructions.	Fair Rental Days		Personal Use Days	QJV
		A	B	C	
A 3		365		0	<input type="checkbox"/>
B					<input type="checkbox"/>
C					<input type="checkbox"/>

Type of Property:

- 1 Single Family Residence 3 Vacation/Short-Term Rental 5 Land 7 Self-Rental
 2 Multi-Family Residence 4 Commercial 6 Royalties 8 Other (describe) _____

Income:	Properties:		
	A	B	C
3 Rents received	3 500.		
4 Royalties received	4		
Expenses:			
5 Advertising	5		
6 Auto and travel (see instructions)	6		
7 Cleaning and maintenance	7 1,250.		
8 Commissions	8		
9 Insurance	9		
10 Legal and other professional fees	10		
11 Management fees	11 1,950.		
12 Mortgage interest paid to banks, etc. (see instructions)	12		
13 Other interest	13		
14 Repairs	14 2,250.		
15 Supplies	15 2,460.		
16 Taxes	16		
17 Utilities	17		
18 Depreciation expense or depletion	18		
19 Other (list) _____	19		
20 Total expenses. Add lines 5 through 19	20 7,910.		
21 Subtract line 20 from line 3 (rents) and/or 4 (royalties). If result is a (loss), see instructions to find out if you must file Form 6198	21 -7,410.		
22 Deductible rental real estate loss after limitation, if any, on Form 8582 (see instructions)	22 (7,410.)		
23a Total of all amounts reported on line 3 for all rental properties	23a 500.		
b Total of all amounts reported on line 4 for all royalty properties	23b		
c Total of all amounts reported on line 12 for all properties	23c		
d Total of all amounts reported on line 18 for all properties	23d		
e Total of all amounts reported on line 20 for all properties	23e 7,910.		
24 Income. Add positive amounts shown on line 21. Do not include any losses	24		
25 Losses. Add royalty losses from line 21 and rental real estate losses from line 22. Enter total losses here	25 (7,410.)		
26 Total rental real estate and royalty income or (loss). Combine lines 24 and 25. Enter the result here. If Parts II, III, and IV, and line 40 on page 2 do not apply to you, also enter this amount on Schedule 1 (Form 1040), line 5. Otherwise, include this amount in the total on line 41 on page 2	26 -7,410.		

For Paperwork Reduction Act Notice, see the separate instructions.

Schedule E (Form 1040) 2023

Passive Activity Loss Limitations

See separate instructions.

Attach to Form 1040, 1040-SR, or 1041.

Go to www.irs.gov/Form8582 for instructions and the latest information.

Name(s) shown on return
 NEHA SHARMA

Identifying number
 488-77-7955

Part I 2023 Passive Activity Loss

Caution: Complete Parts IV and V before completing Part I.

Rental Real Estate Activities With Active Participation (For the definition of active participation, see **Special Allowance for Rental Real Estate Activities** in the instructions.)

1a Activities with net income (enter the amount from Part IV, column (a))	1a	0.		
b Activities with net loss (enter the amount from Part IV, column (b))	1b	(7,410.)		
c Prior years' unallowed losses (enter the amount from Part IV, column (c))	1c	()		
d Combine lines 1a, 1b, and 1c	1d			-7,410.

All Other Passive Activities

2a Activities with net income (enter the amount from Part V, column (a))	2a			
b Activities with net loss (enter the amount from Part V, column (b))	2b	()		
c Prior years' unallowed losses (enter the amount from Part V, column (c))	2c	()		
d Combine lines 2a, 2b, and 2c	2d			

3 Combine lines 1d and 2d and subtract any prior year unallowed CRD. See instructions. If this line is zero or more, stop here and include this form with your return; all losses are allowed, including any prior year unallowed losses entered on line 1c or 2c. Report the losses on the forms and schedules normally used	3			-7,410.
--	----------	--	--	---------

If line 3 is a loss and: • Line 1d is a loss, go to Part II.
 • Line 2d is a loss (and line 1d is zero or more), skip Part II and go to line 10.

Caution: If your filing status is married filing separately and you lived with your spouse at any time during the year, **do not** complete Part II. Instead, go to line 10.

Part II Special Allowance for Rental Real Estate Activities With Active Participation

Note: Enter all numbers in Part II as positive amounts. See instructions for an example.

4 Enter the smaller of the loss on line 1d or the loss on line 3	4			7,410.
5 Enter \$150,000. If married filing separately, see instructions	5	150,000.		
6 Enter modified adjusted gross income, but not less than zero. See instructions Note: If line 6 is greater than or equal to line 5, skip lines 7 and 8 and enter -0- on line 9. Otherwise, go to line 7.	6	135,071.		
7 Subtract line 6 from line 5	7	14,929.		
8 Multiply line 7 by 50% (0.50). Do not enter more than \$25,000. If married filing separately, see instructions	8			7,465.
9 Enter the smaller of line 4 or line 8. If line 3 includes any CRD, see instructions	9			7,410.

Part III Total Losses Allowed

10 Add the income, if any, on lines 1a and 2a and enter the total	10			0.
11 Total losses allowed from all passive activities for 2023. Add lines 9 and 10. See instructions to find out how to report the losses on your tax return	11			7,410.

Part IV Complete This Part Before Part I, Lines 1a, 1b, and 1c. See instructions.

Name of activity	Current year		Prior years	Overall gain or loss	
	(a) Net income (line 1a)	(b) Net loss (line 1b)	(c) Unallowed loss (line 1c)	(d) Gain	(e) Loss
FLAT 102 H, PEER MASCHALLA	0.	7,410.			7,410.
Total. Enter on Part I, lines 1a, 1b, and 1c	0.	7,410.			

For Paperwork Reduction Act Notice, see instructions.

Part V Complete This Part Before Part I, Lines 2a, 2b, and 2c. See instructions.

Name of activity	Current year		Prior years	Overall gain or loss	
	(a) Net income (line 2a)	(b) Net loss (line 2b)	(c) Unallowed loss (line 2c)	(d) Gain	(e) Loss
Total. Enter on Part I, lines 2a, 2b, and 2c					

Part VI Use This Part if an Amount Is Shown on Part II, Line 9. See instructions.

Name of activity	Form or schedule and line number to be reported on (see instructions)	(a) Loss	(b) Ratio	(c) Special allowance	(d) Subtract column (c) from column (a).
FLAT 102 H, PEER MASCHALLA	E Ln 22	7,410.	1.00000000	7,410.	0.
Total		7,410.	1.00	7,410.	0.

Part VII Allocation of Unallowed Losses. See instructions.

Name of activity	Form or schedule and line number to be reported on (see instructions)	(a) Loss	(b) Ratio	(c) Unallowed loss
Total			1.00	

Part VIII Allowed Losses. See instructions.

Name of activity	Form or schedule and line number to be reported on (see instructions)	(a) Loss	(b) Unallowed loss	(c) Allowed loss
Total				



New York State E-File Signature Authorization for Tax Year 2023

For Forms IT-201, IT-201-X, IT-203, IT-203-X, IT-214, and NYC-210

Electronic return originator (ERO): Do not mail this form to the Tax Department. Keep it for your records.

Taxpayer's name NEHA SHARMA	Spouse's name (jointly filed return only)
--------------------------------	---

Purpose

Form TR-579-IT must be completed to authorize an ERO to e-file a personal income tax return and to transmit bank account information for the electronic funds withdrawal.

EROs must complete Part C prior to transmitting electronically filed income tax returns (Forms IT-201, IT-201-X, IT-203, IT-203-X, IT-214, and NYC-210).

Both the paid preparer and the ERO are required to sign Part C. However, an individual performing as both the paid preparer the ERO is only required to sign as the paid preparer. It is not necessary to include the ERO signature in this case. Note that an alternative signature can be used as described in Publication 58, *Information for Income Tax Return Preparers*, available on our website.

General instructions

Taxpayers must complete Part B before the ERO transmits the taxpayer's electronically filed Forms IT-201, *Resident Income Tax Return*, IT-201-X, *Amended Resident Income Tax Return*, IT-203, *Nonresident and Part-Year Resident Income Tax Return*, IT-203-X, *Amended Nonresident and Part-Year Resident Income Tax Return*, IT-214, *Claim for Real Property Tax Credit*, and NYC-210, *Claim for New York City School Tax Credit*. Note that an electronic signature can be used as described in TSB-M-20(1)C, (2)I, *E-File Authorizations (TR-579 forms) for Taxpayers Using a Paid Preparer for Electronically Filed Tax Returns*.

This form is not required for electronically filed Form IT-370, *Application for Automatic Six-Month Extension of Time to File for Individuals*. See Form TR-579.1-IT, *New York State Taxpayer Authorization for Electronic Funds Withdrawal for Tax Year 2023 Form IT-370 and Tax Year 2024 Form IT-2105*.

For returns filed jointly, both spouses must complete and sign Form TR-579-IT.

Part A – Tax return information

1 Federal adjusted gross income (from applicable line)	1.	127661.
2 Refund	2.	641.
3 Amount you owe	3.	
4 Financial institution routing number	4.	021200339
5 Financial institution account number	5.	381046510752
6 Account type: <input checked="" type="checkbox"/> Personal checking <input type="checkbox"/> Personal savings <input type="checkbox"/> Business checking <input type="checkbox"/> Business savings		

Part B – Declaration of taxpayer and authorizations for Forms IT-201, IT-201-X, IT-203, IT-203-X, IT-214, and NYC-210

Under penalty of perjury, I declare that I have examined the information on my 2023 New York State electronic personal income tax return, including any accompanying schedules, attachments, and statements, and certify that my electronic return is true, correct, and complete. The ERO has my consent to send my 2023 New York State electronic return to New York State through the Internal Revenue Service (IRS). In addition, by using a computer system and software to prepare and transmit my form electronically, I consent to the disclosure to New York State of all information pertaining to the transmission of my tax form electronically. I understand that by executing this Form TR-579-IT, I am authorizing the ERO to sign and file this return on my behalf and agree to the ERO's submission of my personal income tax return to the

IRS, together with this authorization, will serve as the electronic signature for the return and any authorized payment transaction. If I am paying my New York State personal income taxes due by electronic funds withdrawal, I certify that the account holder has authorized the New York State Tax Department and its designat financial agents to initiate an electronic funds withdrawal from the financial institution account indicated on my 2023 electronic return, and authorized the financial institution to withdraw the amount from that account. As New York does not support International ACH Transactions (IAT), I attest the source for these funds is within the United States. I understand and agree that I may revoke this authorization for payment only by contacting the Tax Department no later than two (2) business days prior to the payment date.

Taxpayer's signature	Date
Spouse's signature (jointly filed return only)	Date

Part C – Declaration of electronic return originator (ERO) and paid preparer

Under penalty of perjury, I declare that the information contained in this 2023 New York State electronic personal income tax return is the information furnished to me by the taxpayer. If the taxpayer furnished me a completed paper 2023 New York State return signed by a paid preparer, I declare that the information contained in the taxpayer's 2023 New York State electronic return

is identical to that contained in the paper copy of the return. If I am the paid preparer, under penalty of perjury I declare that I have examined this 2023 New York State electronic personal income tax return, and, to the best of my knowledge and belief, the return is true, correct, and complete. I have based this declaration on all information available to me.

Do not mail Form TR-579-IT to the Tax Department:

EROs must keep this form for three years and present it to the Tax Department upon request.

ERO's signature	Print name GLOBAL TAXES LLC	Date
Paid preparer's signature	Print name SYAM PRIYA RAM SAGAR GUPTA TALLAM	Date 02032024



Department of Taxation and Finance

Nonresident and Part-Year Resident Income Tax Return

New York State • New York City • Yonkers • MCTMT

IT-203

For the year January 1, 2023, through December 31, 2023, or fiscal year beginning **23**
and ending

For help completing your return, see the instructions, Form IT-203-I.

Your first name and middle initial NEHA		Your last name (for a joint return, enter spouse's name on line below) SHARMA		Your date of birth (mmddyyyy) 11141981		Your Social Security number 488777955	
Spouse's first name and middle initial		Spouse's last name		Spouse's date of birth (mmddyyyy)		Spouse's Social Security number	
Mailing address (see instructions) (number and street or PO Box) 183 SHERMAN AVE				Apartment number		New York State county of residence NR	
City, village, or post office JERSEY CITY			State NJ	ZIP code 07306	Country UNITED STATES		School district name NR
Taxpayer's permanent home address (see instructions) (no. and street or rural route)				Apartment no.	City, village, or post office		School district code number
State	ZIP code	Country	Decedent information		Taxpayer's date of death	Spouse's date of death	

- A Filing status** (mark an X in one box):
- ① Single
 - ② Married filing joint return (enter both spouses' Social Security numbers above)
 - ③ Married filing separate return (enter both spouses' Social Security numbers above)
 - ④ Head of household (with qualifying person)
 - ⑤ Qualifying surviving spouse
- B Did you itemize** your deductions on your 2023 federal income tax return? Yes No
- C Can you be claimed** as a dependent on another taxpayer's federal return? Yes No
- D1 Did you have a financial account** located in a foreign country? Yes No



- D2 (1) Did you or your spouse maintain living quarters in Yonkers** for any part of 2023? Yes No
If Yes:
- (2) Number of months **you** lived in Yonkers in 2023 ...
- (3) Number of months **your spouse** lived in Yonkers in 2023 ...
If No:
- (4) Did you or your spouse work in Yonkers while not living in Yonkers for any part of 2023 ... Yes No

- E New York City part-year residents only** (This includes the Bronx, Brooklyn, Manhattan, Queens, and Staten Island)
- (1) Number of months **you** lived in NY City in 2023
- (2) Number of months **your spouse** lived in NY City in 2023

F Enter your 2-character special condition code(s) if applicable

- G New York State part-year residents**
- Enter the date you moved into or out of NYS (mmddyyyy)
- On the last day of the tax year (mark an X in one box):
- 1) Lived in NYS
 - 2) Lived outside NYS; received income from NYS sources during nonresident period
 - 3) Lived outside NYS; received no income from NYS sources during nonresident period

H Did you or your spouse maintain living quarters in NYS in 2023? Yes No
(if Yes, complete Form IT-203-B)

I Dependent information

First name and middle initial	Last name	Relationship	Social Security number	Date of birth (mmddyyyy)

If more than 6 dependents, mark an X in the box.



203001233555

For office use only

NO HANDWRITTEN ENTRIES, OTHER THAN SIGNATURE, ON THIS FORM

Enter your Social Security number
488777955

Federal income and adjustments

Federal amount
Whole dollars only

New York State amount
Whole dollars only

Table with 3 columns: Line number, Federal amount, New York State amount. Rows 1-19 include items like Wages, salaries, tips, etc. and Federal adjusted gross income.

New York additions

Table with 3 columns: Line number, Federal amount, New York State amount. Rows 20-23 include items like Interest income on state and local bonds and obligations.

New York subtractions

Table with 3 columns: Line number, Federal amount, New York State amount. Rows 24-31 include items like Taxable refunds, credits, or offsets of state and local income taxes.

32 Enter the amount from line 31, Federal amount column 32 127661.00

NO HANDWRITTEN ENTRIES, OTHER THAN SIGNATURE, ON THIS FORM

203002233555



Standard deduction or itemized deduction

33 Enter your **standard deduction** or your **itemized deduction** (from Form IT-196).
 Mark an **X** in the appropriate box: ... **Standard** – or – **Itemized**

33	8000.00
34 Subtract line 33 from line 32 (if line 33 is more than line 32, leave blank)	119661.00
35 Dependent exemptions (enter the number of dependents listed in Item I; see instructions)	000.00
36 New York taxable income (subtract line 35 from line 34)	119661.00

Tax computation, credits, and other taxes

37 New York taxable income (from line 36)	119661.00
38 New York State tax on line 37 amount	6839.00
39 New York State household credit	.00
40 Subtract line 39 from line 38 (if line 39 is more than line 38, leave blank)	6839.00
41 New York State child and dependent care credit	.00
42 Subtract line 41 from line 40 (if line 41 is more than line 40, leave blank)	6839.00
43 New York State earned income credit	.00
44 Base tax (subtract line 43 from line 42; if line 43 is more than line 42, leave blank)	6839.00

45 Income percentage New York State amount from line 31 ÷ Federal amount from line 31 = Round result to 4 decimal places

46 Allocated New York State tax (multiply line 44 by the decimal on line 45)	7236.00
47 New York State nonrefundable credits (Form IT-203-ATT, line 8)	.00
48 Subtract line 47 from line 46 (if line 47 is more than line 46, leave blank)	7236.00
49 Net other New York State taxes (Form IT-203-ATT, line 33)	.00
50 Total New York State taxes (add lines 48 and 49)	7236.00

New York City and Yonkers taxes, credits, and surcharges, and MCTMT

51 Part-year New York City resident tax (Form IT-360.1)	51	.00	See instructions to compute New York City and Yonkers taxes, credits, and surcharges.
52 Part-year resident nonrefundable New York City child and dependent care credit	52	.00	
52a Subtract line 52 from 51	52a	.00	
52b MCTMT net earnings base for Zone 1..	52b	.00	See instructions to compute the MCTMT for each zone.
52c MCTMT net earnings base for Zone 2..	52c	.00	
52d MCTMT for Zone 1	52d	.00	
52e MCTMT for Zone 2	52e	.00	
52f Total MCTMT (add lines 52d and 52e)	52f	.00	
53 Yonkers nonresident earnings tax (Form Y-203)	53	.00	
54 Part-year Yonkers resident income tax surcharge (Form IT-360.1)	54	.00	
55 Total New York City and Yonkers taxes / surcharges and MCTMT (add lines 52a, and 52f through 54)	55	.00	
56 Sales or use tax (Do not leave blank.)	56	0.00	
57 Voluntary contributions (Form IT-227, Part 2, line 1)	57	.00	
58 Total New York State, New York City, Yonkers, and sales or use taxes, MCTMT, and voluntary contributions (add lines 50, 55, 56, and 57)	58	7236.00	

NO HANDWRITTEN ENTRIES, OTHER THAN SIGNATURE, ON THIS FORM



Enter your Social Security number
488777955

59 Enter amount from line 58 59 7236 .00

Payments and refundable credits

Table with 2 columns: Description and Amount. Rows include NYC school tax credit, other refundable credits, and total payments and refundable credits.

If applicable, complete Form(s) IT-2 and/or IT-1099-R and submit them with your return. Do not send federal Form W-2 with your return.

Your refund, amount you owe, and account information

Table with 2 columns: Description and Amount. Rows include amount overpaid, amount available for refund, and total refund after NYS 529 account deposit.

Mark one refund choice: [X] direct deposit to checking or savings account (fill in line 73) - or - [] paper check

Refund? Direct deposit is the easiest, fastest way to get your refund. See instructions for payment options.

Table with 2 columns: Description and Amount. Rows include amount applied to 2024 tax, amount owed, and other penalties and interest.

See instructions for the proper assembly of your return.

73 Account information for direct deposit or electronic funds withdrawal. If the funds for your payment (or refund) would come from (or go to) an account outside the U.S., mark an X in this box []

73a Account type: [X] Personal checking - or - [] Personal savings - or - [] Business checking - or - [] Business savings

73b Routing number 021200339 73c Account number 381046510752

74 Electronic funds withdrawal Date [] Amount [] .00

Third-party designee? (see instr.) Yes [] No [X] Print designee's name, Designee's phone number, Personal identification number (PIN), Email:

Preparer information: Paid preparer must complete. Preparer's signature, printed name, PTIN, address, and contact info.

Taxpayer(s) must sign here. Your signature, occupation, spouse's signature, date, and phone number.

See instructions for where to mail your return.

NO HANDWRITTEN ENTRIES, OTHER THAN SIGNATURE, ON THIS FORM





Department of Taxation and Finance

Passive Activity Loss Limitations

For Nonresidents and Part-Year Residents

IT-182

Submit with your Form IT-203 or IT-205.

Name as shown on return NEHA SHARMA	Identifying number as shown on return 488777955
--	--

See the instructions on page 4, before completing this form.

Part I – Passive activity loss (see instructions)

Rental real estate activities with active participation

1a Activities with net income from Part IV, column (a)	1a	0 .00	
1b Activities with net loss from Part IV, column (b)	1b	-7410 .00	
1c Prior years unallowed losses from Part IV, column (c) (see instructions)	1c	.00	
1d Add lines 1a, 1b, and 1c.....	1d		-7410 .00

All other passive activities

2a Activities with net income from Part V, column (a)	2a	.00	
2b Activities with net loss from Part V, column (b)	2b	.00	
2c Prior years unallowed losses from Part V, column (c) (see instructions)	2c	.00	
2d Add lines 2a, 2b, and 2c.....	2d		.00

3 Add lines 1d and 2d and subtract any prior year unallowed CRD (see instructions). **Note:** If this line is zero or more, stop here and submit this form with your return; all losses are allowed, including any prior year unallowed losses entered on line 1c or 2c. Report the losses on the forms and schedules normally used.

3		-7410 .00
---	--	-----------

If line 3 is a loss and: • Line 1d is a loss, go to Part II.
• Line 2d is a loss (and line 1d is zero or more), skip Part II and go to Part III, line 10.

Caution: If married filing separately, filing status Ⓞ, and you lived with your spouse at any time during the year, **do not** complete Part II. Instead, go to line 10.

Part II – Special allowance for rental real estate activities with active participation (see instructions)

Note: Enter all numbers in Part II as positive amounts (greater than zero). See instructions.

4 Enter the smaller of the loss on line 1d or the loss on line 3.....	4		7410 .00
5 Enter 150,000 (if married filing separately, see instructions)	5	150000 .00	
6 Enter federal modified adjusted gross income, but not less than zero (see instr.)	6	135071 .00	
Note: If line 6 is greater than or equal to line 5, skip lines 7 and 8, and leave line 9 blank. Otherwise, go to line 7.			
7 Subtract line 6 from line 5	7	14929 .00	
8 Multiply line 7 by 50% (.5). Do not enter more than 25,000. (If married filing separately, filing status Ⓞ, see instr.) ..	8		7465 .00
9 Enter the smaller of line 4 or line 8 (if line 3 includes any CRD, see instructions)	9		7410 .00

Part III – Total losses allowed

10 Add the income, if any, from lines 1a and 2a and enter the total	10		0 .00
11 Total losses allowed from all passive activities for this year. (Add lines 9 and 10. See the instructions to find out how to report the losses on your return.)	11		7410 .00

182001233555



Part IV – For Part I, lines 1a, 1b, and 1c (see instructions)

Name of activity/property description and address	Date of acquisition	Date of sale	Current year		Prior years	Overall gain or loss	
			(a) Net income (line 1a)	(b) Net loss (line 1b)	(c) Unallowed loss (line 1c)	(d) Gain	(e) Loss
FLAT 102 H, PEER MASCHALLA			0 .00	7410 .00	.00	.00	7410 .00
			.00	.00	.00	.00	.00
			.00	.00	.00	.00	.00
			.00	.00	.00	.00	.00
			.00	.00	.00	.00	.00
Totals. Enter on Part I, lines 1a, 1b, and 1c.....			0 .00	7410 .00	.00		

Part V – For Part I, lines 2a, 2b, and 2c (see instructions)

Name of activity/property description and address	Date of acquisition	Date of sale	Current year		Prior years	Overall gain or loss	
			(a) Net income (line 2a)	(b) Net loss (line 2b)	(c) Unallowed loss (line 2c)	(d) Gain	(e) Loss
			.00	.00	.00	.00	.00
			.00	.00	.00	.00	.00
			.00	.00	.00	.00	.00
			.00	.00	.00	.00	.00
			.00	.00	.00	.00	.00
Totals. Enter on Part I, lines 2a, 2b, and 2c.....			.00	.00	.00		

Part VI – Use this Part if an amount is shown on Part II, line 9 (see instructions)

Name of activity/property description and address	Form or schedule and line number to be reported on	(a) Loss	(b) Ratio	(c) Special Allowance	(d) Subtract column (c) from column (a)
FLAT 102 H, PEER MASCHALLA	E LN 22	7410 .00	1.00000000	7410 .00	0 .00
		.00		.00	.00
		.00		.00	.00
		.00		.00	.00
Totals.....		7410 .00	1.00	7410 .00	0 .00

Part VII – Allocation of unallowed losses (see instructions)

Name of activity/property description and address	Form or schedule and line number to be reported on	(a) Loss	(b) Ratio	(c) Unallowed loss
		.00		.00
		.00		.00
		.00		.00
		.00		.00
Totals.....		.00	1.00	.00



Part VIII – Allowed losses (see instructions)

Name of activity/property description and address	Form or schedule and line number to be reported on	(a) Loss	(b) Unallowed loss	(c) Allowed loss
		.00	.00	.00
		.00	.00	.00
		.00	.00	.00
		.00	.00	.00
Totals00	.00	.00

Part IX – Activities with losses reported on two or more different forms or schedules (see instructions)

Name of activity/property description and address:	(a)	(b)	(c) Ratio	(d) Unallowed loss	(e) Allowed loss
Form or schedule and line number to be reported on (see instructions): _____					
1a Net loss plus prior year unallowed loss from form or schedule00				
1b Net income from form or schedule00				
1c Subtract line 1b from line 1a. If zero or less, leave blank00		.00	.00
Form or schedule and line number to be reported on (see instructions): _____					
1a Net loss plus prior year unallowed loss from form or schedule00				
1b Net income from form or schedule00				
1c Subtract line 1b from line 1a. If zero or less, leave blank00		.00	.00
Form or schedule and line number to be reported on (see instructions): _____					
1a Net loss plus prior year unallowed loss from form or schedule00				
1b Net income from form or schedule00				
1c Subtract line 1b from line 1a. If zero or less, leave blank00		.00	.00
Totals00	1.00	.00	.00

182003233555





Department of Taxation and Finance

Summary of W-2 Statements

New York State • New York City • Yonkers

IT-2

Do not detach or separate the W-2 Records below. File Form IT-2 as an entire page with your return. See instructions on the back.

W-2 Record 1

Box a Employee's Social Security number for this W-2 Record

488777955

Box b Employer identification number (EIN)

260116361

Box c Employer's information

Employer's name			
MORGAN STANLEY SERVICES GROUP INC			
Employer's address (number and street)			
750 7TH AVE 6TH FLOOR			
City	State	ZIP code	Country
NEW YORK	NY	10019	

Box 1 Wages, tips, other compensation

135071.00

Box 8 Allocated tips

.00

Box 10 Dependent care benefits

.00

Box 11 Nonqualified plans

.00

Box 12a Amount

8346.00

Code

DD

Box 12b Amount

.00

Code

Box 12c Amount

.00

Code

Box 12d Amount

.00

Code

Box 14a Amount

399.00

Description

NY PFL

Box 14b Amount

.00

Description

Box 14c Amount

.00

Description

Box 14d Amount

.00

Description

Box 13 Statutory employee

Retirement plan

Third-party sick pay

Corrected (W-2c)

NY State information:

Box 15a NY State

NY

Box 16a NYS wages, tips, etc.

135071.00

Box 17a NYS income tax withheld

7877.00

Other state information:

Box 15b other state

NJ

Box 16b Other state wages, tips, etc.

137501.00

Box 17b Other state income tax withheld

.00

NYC and Yonkers information (see instr.):

Box 18 Local wages, tips, etc.

Locality a .00

Locality b .00

Box 19 Local income tax withheld

Locality a .00

Locality b .00

Box 20 Locality name

Locality a

Locality b

Do not detach.

W-2 Record 2

Box a Employee's Social Security number for this W-2 Record

Box b Employer identification number (EIN)

Box c Employer's information

Employer's name			
Employer's address (number and street)			
City	State	ZIP code	Country

Box 1 Wages, tips, other compensation

.00

Box 8 Allocated tips

.00

Box 10 Dependent care benefits

.00

Box 11 Nonqualified plans

.00

Box 12a Amount

.00

Code

Box 12b Amount

.00

Code

Box 12c Amount

.00

Code

Box 12d Amount

.00

Code

Box 14a Amount

.00

Description

Box 14b Amount

.00

Description

Box 14c Amount

.00

Description

Box 14d Amount

.00

Description

Box 13 Statutory employee

Retirement plan

Third-party sick pay

Corrected (W-2c)

NY State information:

Box 15a NY State

NY

Box 16a NYS wages, tips, etc.

.00

Box 17a NYS income tax withheld

.00

Other state information:

Box 15b other state

Box 16b Other state wages, tips, etc.

.00

Box 17b Other state income tax withheld

.00

NYC and Yonkers information (see instr.):

Box 18 Local wages, tips, etc.

Locality a .00

Locality b .00

Box 19 Local income tax withheld

Locality a .00

Locality b .00

Box 20 Locality name


Locality a

Locality b

NO HANDWRITTEN ENTRIES ON THIS FORM

102001233555





0130201010

2023 NJ-1040-V PAYMENT VOUCHER

Payment by Credit Card

You may pay your 2023 New Jersey income taxes or make payment of estimated tax for 2024 by credit card by visiting the Division's website at nj.gov/taxation.

Payment by E-Check

You may pay your 2023 New Jersey income taxes or make a payment of estimated tax for 2024 by e-check. This option is available on the Division's Website at: nj.gov/taxation. Taxpayers who do not have access to the Internet can make a payment by calling the Division's Customer Service Call Center at 609-292-6400.

Do not use the payment voucher if you pay your taxes by e-check.

Payment by Check

If you are paying your 2023 New Jersey income taxes, with your return, by check, be sure to enclose the payment voucher printed below with your check or money order. Mail to: State of New Jersey, Division of Taxation, Revenue Processing Center, PO Box 111, Trenton, NJ 08645-0111.

If you are paying your 2023 New Jersey income taxes, separate from your return, by check, be sure to enclose the payment voucher printed below with your check or money order. Mail to: State of New Jersey, Division of Taxation, Revenue Processing Center, PO Box 643, Trenton, NJ 08646-0643.

If you are making your first installment payment of estimated tax for 2024, use separate checks or money orders for each payment. Send your 2024 estimated tax payment with a NJ-1040-ES voucher to: State of New Jersey, Division of Taxation, Revenue Processing Center, PO Box 222, Trenton, NJ 08646-0222.

DO NOT CUT THIS PAGE

New Jersey Gross Income Tax
Resident Payment Voucher
NJ-1040-V

488-77-7955 SHAR
SHARMA NEHA
183 SHERMAN AVE
JERSEY CITY NJ 07306

1555 2023

Make your check payable to "State of New Jersey – TGI".
Write your Social Security number and tax year on your check.

State of New Jersey
Division of Taxation
Revenue Processing Center
PO Box 643
Trenton, NJ 08646-0643


Enter amount of payment here:

116.00





NJ-1040
2023
Page 1



040MP01230

2023 NJ-1040
New Jersey Resident Income Tax Return

For Privacy Act Notification, See Instructions

1555

Your Social Security Number (required)
488777955

Last Name, First Name, Initial (Joint Filers enter first name and middle initial of each. Enter spouse's/CU partner's last name ONLY if different.)
SHARMA NEHA

Spouse's/CU Partner's SSN (if filing jointly)

County/Municipality Code (See Table page 50)
0906

Home Address (Number and Street, including apartment number)
183 SHERMAN AVE

City, Town, Post Office
JERSEY CITY

State ZIP Code
NJ 07306

Driver's License Number (Voluntary) (See instructions)
S32295840061812

- Federal extension filed.
- The address above is a foreign address.
- Your address has changed.
- Death certificate is enclosed.
- Do not want a paper form next year.
- I authorize the Division of Taxation to discuss my return and enclosures with my preparer.
- NJ-1040-O is enclosed.


Gubernatorial Elections Fund Note: This does not reduce your refund or increase your balance due.

Do you want to designate \$1 to the Gubernatorial Elections Fund?	You	Yes	No
If joint return, does your spouse want to designate \$1?	Spouse/CU Partner	Yes	No

Direct Deposit Information

dd1. Direct deposit indicator (1 for direct deposit, 4 for no direct deposit)	dd1.	4
dd2. Account type (C for checking, S for savings)	dd2.	
dd3. Fill in the checkbox if the direct deposit is going to an account outside the United States	dd3.	
dd4. Routing number	dd4.	
dd5. Account number	dd5.	





Name(s) as shown on Form NJ-1040
SHARMA NEHA

Your Social Security Number
488777955

1555

Part-year residents, provide months/days you were a New Jersey resident during 2023:
From: To:

Fiscal year filers only:
Enter month of your year end 2 0 2 4

Filing Status
Fill in only one.

- 1. Single
- 2. Married/CU Couple, filing joint return
- 3. Married/CU Partner, filing separate return
- 4. Head of Household Enter spouse's/CU partner's SSN
- 5. Qualifying Widow(er)/Surviving CU Partner
Indicate the year of your spouse's/CU partner's death: 2021 2022


Exemptions

Fill in the ovals that apply. You must enter a total in the boxes to the right and complete the calculation.

6. Regular	<input checked="" type="checkbox"/>	Self	Spouse/CU Partner	Domestic Partner	1	x \$1,000 =	<u>1000</u>
7. Senior 65+ (Born in 1958 or earlier)	<input type="checkbox"/>	Self	Spouse/CU Partner			x \$1,000 =	_____
8. Blind/Disabled	<input type="checkbox"/>	Self	Spouse/CU Partner			x \$1,000 =	_____
9. Veteran	<input type="checkbox"/>	Self	Spouse/CU Partner			x \$6,000 =	_____
10. Qualified Dependent Children	<input type="checkbox"/>					x \$1,500 =	_____
11. Other Dependents	<input type="checkbox"/>					x \$1,500 =	_____
12. Dependents Attending Colleges (See instructions)	<input type="checkbox"/>					x \$1,000 =	_____
13. Total Exemption Amount (Add totals from the lines at 6 through 12)						13.	1000 .

14. Dependent Information. Provide the following information for each dependent.

	Last Name, First Name, Middle Initial	Social Security Number	Birth Year	No Health Insurance
a.	_____			
b.	_____			
c.	_____			
d.	_____			




040MP03230

Name(s) as shown on Form NJ-1040
SHARMA NEHA

Your Social Security Number
488777955

1555

15.	Wages, salaries, tips, and other employee compensation (State wages from Box 16 of enclosed W-2(s)) (See instructions)	15.	137501	.
16a.	Taxable interest income (Enclose federal Schedule B if over \$1,500) (See instructions)	16a.	.	.
16b.	Tax-exempt interest income (Enclose Schedule) (See instructions) Do not include on line 16a	16b.	.	.
17.	Dividends	17.	.	.
18.	Net profits from business (Schedule NJ-BUS-1, Part I, line 4) (Enclose federal Schedule C)	18.	.	.
19.	Net gains or income from disposition of property (Schedule NJ-DOP, line 4)	19.	.	.
20a.	Taxable pensions, annuities, and IRA distributions/withdrawals (See instructions)	20a.	.	.
20b.	Excludable pension, annuity, and IRA distributions/withdrawals	20b.	.	.
21.	Distributive Share of Partnership Income (Schedule NJ-BUS-1, Part II, line 4) (Enclose Schedule NJK-1 or federal Schedule K-1)	21.	.	.
22.	Net pro rata share of S Corporation Income (Schedule NJ-BUS-1, Part III, line 4) (Enclose Schedule NJ-K-1 or federal Schedule K-1)	22.	.	.
23.	Net gains or income from rents, royalties, patents, and copyrights (Schedule NJ-BUS-1, Part IV, line 4)	23.	.	.
24.	Net gambling winnings (See instructions)	24.	.	.
25.	Alimony and separate maintenance payments received	25.	.	.
26.	Other (Enclose documents) (See instructions)	26.	.	.
27.	Total Income (Add lines 15, 16a, 17 through 20a, and 21 through 26)	27.	137501	.
28a.	Pension/Retirement Exclusion (See instructions)	28a.	.	.
28b.	Other Retirement Income Exclusion (See Worksheet D and instructions pages 19-20)	28b.	.	.
28c.	Total Exclusion Amount (Add lines 28a and 28b)	28c.	.	.
29.	New Jersey Gross Income (Subtract line 28c from line 27) (See instructions)	29.	137501	.
30.	Exemption Amount (Enter amount from line 13. Part-year residents see instr.)	30.	1000	.
31.	Medical Expenses (See Worksheet F and instructions)	31.	.	.
32.	Alimony and separate maintenance payments (See instructions)	32.	.	.
33.	Qualified Conservation Contribution	33.	.	.
34.	Health Enterprise Zone Deduction	34.	.	.
35.	Alternative Business Calculation Adjustment (Schedule NJ-BUS-2, line 11)	35.	0	.
36.	Organ/Bone Marrow Donation Deduction (See instructions)	36.	.	.
37a.	NJBEST Deduction	37a.	.	.
37b.	NJCLASS Deduction	37b.	.	.
37c.	NJ Higher Ed. Tuition Deduction	37c.	.	.
38.	Total Exemptions and Deductions (Add lines 30 through 37c)	38.	1000	.
39.	Taxable Income (Subtract line 38 from line 29)	39.	136501	.
40a.	Total Property Taxes (18% of Rent) Paid (See instructions page 25)	40a.	.	.
40b.	Indicate your residency status during 2023 (fill in only one)			
	Homeowner			
	Tenant			
	Both			
41.	Property Tax Deduction (From Worksheet H) (See instructions)	41.	.	.
42.	New Jersey Taxable Income (Subtract line 41 from line 39)	42.	136501	.
43.	Tax on amount on line 42 (Tax Table page 52)	43.	6569	.
44.	Credit For Income Taxes Paid to Other Jurisdictions (Enclose Schedule NJ-COJ) (See instructions)	44.	6453	.
	Enter Code		32	
45.	Balance of Tax (Subtract line 44 from line 43)	45.	116	.
46.	Sheltered Workshop Tax Credit	46.	.	.
47.	Gold Star Family Counseling Credit (See instructions)	47.	.	.
48.	Credit for Employer of Organ/Bone Marrow Donor (See instructions)	48.	.	.
49.	Total Credits (Add lines 46 through 48)	49.	.	.
50.	Balance of Tax After Credits (Subtract line 49 from line 45) If zero or less, make no entry	50.	116	.
51.	Use Tax Due on Internet, Mail-Order, or Other Out-of-State Purchases (See instructions) If no Use Tax, enter 0	51.	0	.
52.	Interest on Underpayment of Estimated Tax	52.	.	.
	Fill in if Form NJ-2210 is enclosed			
53a.	Fill in if anyone in your tax household does not currently have health insurance. (Enclose NJ-EZ Enroll form) (See instructions)	53a.	.	.



040MP04230

Name(s) as shown on Form NJ-1040
SHARMA NEHA

Your Social Security Number
488777955

1555

53b. If you indicated at line 53a that someone in your tax household does not have health insurance, fill in to allow Get Covered New Jersey to assist with obtaining coverage (See instructions)	53b.	
53c. Shared Responsibility Payment (See instructions) REQUIRED Enclose Schedule NJ-HCC and fill in X	53c.	0 .
54. Total Tax Due (Add lines 50 through 53c)	54.	116 .
55. Total NJ Income Tax Withheld (Enclose Forms W-2 and 1099) (Part-year residents, see instructions)	55.	. .
56. Property Tax Credit (See instructions page 24)	56.	. .
57. New Jersey Estimated Tax Payments/Credit from 2022 tax return	57.	. .
58. New Jersey Earned Income Tax Credit (See instructions) Fill in if you had the IRS calculate your federal earned income credit Fill in if you are a CU couple claiming the NJ Earned Income Tax Credit	58.	. .
59. Excess New Jersey UI/WF/SWF Withheld (Enclose Form NJ-2450) (See instructions)	59.	. .
60. Excess New Jersey Disability Insurance Withheld (Enclose Form NJ-2450) (See instructions)	60.	. .
61. Excess New Jersey Family Leave Insurance Withheld (Enclose Form NJ-2450) (See instructions)	61.	. .
62. Wounded Warrior Caregivers Credit (See instructions)	62.	. .
63. Pass-Through Business Alternative Income Tax Credit (See instructions)	63.	. .
64. Child and Dependent Care Credit (See instructions) Fill in if you are a CU couple claiming the Child and Dependent Care Credit	64.	. .
65. New Jersey Child Tax Credit (See instructions) Number of dependents age 5 or younger on 12/31/2023	65.	. .
66. Total Withholdings, Credits, and Payments (Add lines 55 through 65)	66.	. .
67. If line 66 is less than line 54, you have tax due. Subtract line 66 from line 54 and enter the amount you owe If you owe tax, you can still make a donation on lines 70 through 77.	67.	116 .
68. If the total on line 66 is more than line 54, you have an overpayment. Subtract line 54 from line 66 and enter the overpayment	68.	. .
69. Amount from line 68 you want to credit to your 2024 tax	69.	. .
70. Contribution to N.J. Endangered Wildlife Fund	70.	. .
71. Contribution to N.J. Children's Trust Fund to Prevent Child Abuse	71.	. .
72. Contribution to N.J. Vietnam Veterans' Memorial Fund	72.	. .
73. Contribution to N.J. Breast Cancer Research Fund	73.	. .
74. Contribution to U.S.S. New Jersey Educational Museum Fund	74.	. .
75. Other Designated Contribution (See instructions) Enter Code	75.	. .
76. Other Designated Contribution (See instructions) Enter Code	76.	. .
77. Other Designated Contribution (See instructions) Enter Code	77.	. .
78. Total Adjustments to Tax Due/Overpayment amount (Add lines 69 through 77)	78.	. .
79. Balance due (If line 67 is more than zero, add line 67 and line 78)	79.	116 .
80. Refund amount (If line 68 is more than zero, subtract line 78 from line 68)	80.	. .

Under penalties of perjury, I declare that I have examined this Income Tax return, including accompanying schedules and statements, and to the best of my knowledge and belief, it is true, correct, and complete. If prepared by a person other than the taxpayer, this declaration is based on all information of which the preparer has any knowledge.

Your Signature Date Spouse's/CU Partner's Signature (required if filing jointly) Date

Paid Preparer's Signature Federal Identification Number

Firm's Name Firm's Federal Employer Identification Number

GLOBAL TAXES LLC 84-3171965

Tax Due Address
Enclose payment along with the NJ-1040-V payment voucher and tax return. Use the labels provided with the envelope and mail to:
State of New Jersey
Division of Taxation
Revenue Processing Center - Payments
PO Box 111
Trenton, NJ 08645-0111
Include Social Security number and make check or money order payable to:
State of New Jersey - TGI
You can also make a payment on our website:
nj.gov/taxation

Refund or No Tax Due Address
Use the labels provided with the envelope and mail to:
New Jersey Division of Taxation
Revenue Processing Center - Refunds
PO Box 555
Trenton, NJ 08647-0555

Name(s) as shown on Form NJ-1040 SHARMA NEHA	Social Security Number 488-77-7955
---	---------------------------------------

Schedule NJ-BUS-1
(Form NJ-1040)

New Jersey Gross Income Tax
Business Income Summary Schedule

2023

Part I Net Profits From Business List the net profit (loss) from business(es). See instructions.				
	Business Name	Social Security Number/ Federal EIN	Profit or (Loss)	
1.				
2.				
3.				
4.	Net Profit or (Loss). (Add lines 1, 2, and 3.) (Enter here and on line 18, NJ-1040. If loss, make no entry on line 18.)		4.	
Part II Distributive Share of Partnership Income List the distributive share of income (loss) from partnership(s). See instructions.				
	Partnership Name	Federal EIN	Share of Partnership Income or (Loss)	Share of Pass-Through Business Alternative Income Tax
1.				
2.				
3.				
4.	Distributive Share of Partnership Income or (Loss). (Add lines 1, 2, and 3.) (Enter here and on line 21, NJ-1040. If loss, make no entry on line 21.)		4.	
5.	Total Share of Pass-Through Business Alternative Income Tax (Add lines 1, 2, and 3.) (Enter here and include on line 63, NJ-1040.)		5.	
Part III Net Pro Rata Share of S Corporation Income List the pro rata share of income (usable loss) from S corporation(s). See instructions.				
	S Corporation Name	Federal EIN	Pro Rata Share of S Corporation Income or (Usable Loss)	Share of Pass-Through Business Alternative Income Tax
1.				
2.				
3.				
4.	Net Pro Rata Share of S Corporation Income or (Usable Loss). (Add lines 1, 2, and 3.) (Enter here and on line 22, NJ-1040. If loss, make no entry on line 22.)		4.	
5.	Total Share of Pass-Through Business Alternative Income Tax (Add lines 1, 2, and 3.) (Enter here and include on line 63, NJ-1040)		5.	
Part IV Net Gains or Income From Rents, Royalties, Patents, and Copyrights List the net gains or net income, less net loss, derived from or in the form of rents, royalties, patents, and copyrights. See instructions. Type of Property: 1 – Rental real estate 2 – Royalties 3 – Patents 4 – Copyrights				
	Source of Income or Loss. If rental real estate, enter physical address of property.	Social Security Number/ Federal EIN	Type – Enter number from list above	Income or (Loss)
1.	FLAT 102 H, PEER MASCHALLA	488777955	1	-7,410.
2.				
3.				
4.	Net Income or (Loss). (Add lines 1, 2, and 3.) (Enter here and on line 23, NJ-1040. If loss, make no entry on line 23.)		4.	-7,410.

Keep a copy of this schedule for your records

Schedule NJ-BUS-2
(Form NJ-1040)New Jersey Gross Income Tax
Alternative Business Calculation Adjustment**2023**

Part I Income (Loss)		Column A			Column B		
		Reportable Regular Business Income			Alternative Business Income (Loss)		
1.	Net Profits From Business	1a.	0.	1b.	0.		
2.	Distributive Share of Partnership Income	2a.	0.	2b.	0.		
3.	Net Pro Rata Share of S Corporation Income	3a.	0.	3b.	0.		
4.	Net Gain or Income From Rents, Royalties, Patents, and Copyrights	4a.	0.	4b.	-7,410.		
5.	Loss Carryforward From Tax Year 2022			5b.	(17,100.)	
6.	Totals	6a.	0.	6b.	-24,510.		
Part II Adjustment Calculation							
7.	Total Regular Business Income	7.	0.				
8.	Total Alternative Business Income/(Loss) (If loss, enter zero)	8.	0.				
9.	Business Increment (Subtract line 8 from line 7)	9.	0.				
10.	Adjustment Percentage	10.		0.50			
11.	Alternative Business Calculation Adjustment (Line 9 x 0.50)	11.	0.				
Part III Loss Carryforward to Tax Year 2024							
12.	Loss Carryforward to Tax Year 2024			12.	(24,510.)	

Instructions

- Line 1a. Enter the amount from line 18, Form NJ-1040.
- Line 1b. Enter the amount from Part I, line 4, Schedule NJ-BUS-1 (Form NJ-1040).
- Line 2a. Enter the amount from line 21, Form NJ-1040.
- Line 2b. Enter the amount from Part II, line 4, Schedule NJ-BUS-1 (Form NJ-1040).
- Line 3a. Enter the amount from line 22, Form NJ-1040.
- Line 3b. Enter the amount from Part III, line 4, Schedule NJ-BUS-1 (Form NJ-1040).
- Line 4a. Enter the amount from line 23, Form NJ-1040.
- Line 4b. Enter the amount from Part IV, line 4, Schedule NJ-BUS-1 (Form NJ-1040).
- Line 5b. Enter the amount from line 12 of your 2022 Schedule NJ-BUS-2 (Form NJ-1040).
- Line 6a. Enter the total of lines 1a through 4a.
- Line 6b. Enter the total of lines 1b through 5b, netting gains with losses.
- Line 7. Enter the amount from line 6a of this schedule.
- Line 8. Enter the amount from line 6b of this schedule. If loss, enter zero here.
- Line 9. Subtract line 8 from line 7. If the result is zero, enter zero on line 11 and continue with line 12.
- Line 10. The adjustment percentage for Tax Year 2023 is 50% (0.50).
- Line 11. Multiply the amount on line 9 by 50% (0.50). Enter here and on line 35 of Form NJ-1040.
- Line 12. If the amount on line 6b is a loss, enter the amount of the loss on this line. Otherwise, enter zero.

REQUIRED

If your income on line 29 is above the filing threshold, you **must** submit this schedule with your return.

Name(s) as shown on Form NJ-1040 SHARMA NEHA	Social Security Number 488-77-7955
---	---------------------------------------

Schedule NJ-HCC

Health Care Coverage

2023

If your income on line 29 is at or below the filing threshold (see instructions), do not complete this schedule.

Part I

Did you and, if applicable, all members of your tax household, have minimum essential health coverage for every month in 2023? (See instructions for line 53c, NJ-1040.) Part-year residents include only months as a New Jersey resident.

- Yes. You do not owe a shared responsibility payment. Fill in the oval at line 53c, NJ-1040, and enclose this schedule with your return.
- No. Continue to Part II.

If you or any member of your tax household does not **currently** have minimum essential health coverage, also complete the NJ-EZ Enroll form. (See instructions for lines 53a and 53b, NJ-1040.)

Part II

Enter the name and Social Security number for each member of your tax household. Check the box for every month each person had minimum essential health coverage or qualified for an exemption (part-year residents include only months as a New Jersey resident). If an individual qualified for an exemption, enter the exemption number. (See instructions for line 53c, NJ-1040.) If an individual has more than one exemption number, check the box. If you need more space, enclose a statement listing any additional individuals.

		Jan	Feb	Mar	Apr	May	Jun	Jul	Aug	Sep	Oct	Nov	Dec
Name	Social Security Number												
Exemption number:	<input type="text"/>	Check box if this individual has more than one exemption number <input type="checkbox"/>											

		Jan	Feb	Mar	Apr	May	Jun	Jul	Aug	Sep	Oct	Nov	Dec
Name	Social Security Number												
Exemption number:	<input type="text"/>	Check box if this individual has more than one exemption number <input type="checkbox"/>											

		Jan	Feb	Mar	Apr	May	Jun	Jul	Aug	Sep	Oct	Nov	Dec
Name	Social Security Number												
Exemption number:	<input type="text"/>	Check box if this individual has more than one exemption number <input type="checkbox"/>											

		Jan	Feb	Mar	Apr	May	Jun	Jul	Aug	Sep	Oct	Nov	Dec
Name	Social Security Number												
Exemption number:	<input type="text"/>	Check box if this individual has more than one exemption number <input type="checkbox"/>											

		Jan	Feb	Mar	Apr	May	Jun	Jul	Aug	Sep	Oct	Nov	Dec
Name	Social Security Number												
Exemption number:	<input type="text"/>	Check box if this individual has more than one exemption number <input type="checkbox"/>											