

IRS e-file Signature Authorization

▶ ERO must obtain and retain completed Form 8879.
▶ Go to www.irs.gov/Form8879 for the latest information.

Submission Identification Number (SID) ▶

Taxpayer's name JAHNAVI ALURI	Social security number 286-31-1540
Spouse's name	Spouse's social security number

Part I Tax Return Information – Tax Year Ending December 31, 2023 (Enter year you are authorizing.)

Enter whole dollars only on lines 1 through 5.

Note: Form 1040-SS filers use line 4 only. Leave lines 1, 2, 3, and 5 blank.

1	Adjusted gross income	90,532.
2	Total tax	12,176.
3	Federal income tax withheld from Form(s) W-2 and Form(s) 1099	18,425.
4	Amount you want refunded to you	6,249.
5	Amount you owe	

Part II Taxpayer Declaration and Signature Authorization (Be sure you get and keep a copy of your return)

Under penalties of perjury, I declare that I have examined a copy of the income tax return (original or amended) I am now authorizing, and to the best of my knowledge and belief, it is true, correct, and complete. I further declare that the amounts in Part I above are the amounts from the income tax return (original or amended) I am now authorizing. I consent to allow my intermediate service provider, transmitter, or electronic return originator (ERO) to send my return to the IRS and to receive from the IRS (a) an acknowledgement of receipt or reason for rejection of the transmission, (b) the reason for any delay in processing the return or refund, and (c) the date of any refund. If applicable, I authorize the U.S. Treasury and its designated Financial Agent to initiate an ACH electronic funds withdrawal (direct debit) entry to the financial institution account indicated in the tax preparation software for payment of my federal taxes owed on this return and/or a payment of estimated tax, and the financial institution to debit the entry to this account. This authorization is to remain in full force and effect until I notify the U.S. Treasury Financial Agent to terminate the authorization. To revoke (cancel) a payment, I must contact the U.S. Treasury Financial Agent at 1-888-353-4537. Payment cancellation requests must be received no later than 2 business days prior to the payment (settlement) date. I also authorize the financial institutions involved in the processing of the electronic payment of taxes to receive confidential information necessary to answer inquiries and resolve issues related to the payment. I further acknowledge that the personal identification number (PIN) below is my signature for the income tax return (original or amended) I am now authorizing and, if applicable, my Electronic Funds Withdrawal Consent.

Taxpayer's PIN: check one box only

- I authorize GLOBAL TAXES LLC to enter or generate my PIN

1	1	5	4	0
---	---	---	---	---

 as my signature on the income tax return (original or amended) I am now authorizing.
- I will enter my PIN as my signature on the income tax return (original or amended) I am now authorizing. Check this box **only** if you are entering your own PIN **and** your return is filed using the Practitioner PIN method. The ERO must complete Part III below.

Your signature ▶ _____ Date ▶ _____

Spouse's PIN: check one box only

- I authorize _____ to enter or generate my PIN

--	--	--	--	--

 as my signature on the income tax return (original or amended) I am now authorizing.
- I will enter my PIN as my signature on the income tax return (original or amended) I am now authorizing. Check this box **only** if you are entering your own PIN **and** your return is filed using the Practitioner PIN method. The ERO must complete Part III below.

Spouse's signature ▶ _____ Date ▶ _____

Practitioner PIN Method Returns Only—continue below

Part III Certification and Authentication – Practitioner PIN Method Only

ERO's EFIN/PIN. Enter your six-digit EFIN followed by your five-digit self-selected PIN.

2	2	2	4	9	6	0	8	2	7	1
---	---	---	---	---	---	---	---	---	---	---

Don't enter all zeros

I certify that the above numeric entry is my PIN, which is my signature for the electronic individual income tax return (original or amended) I am now authorized to file for tax year indicated above for the taxpayer(s) indicated above. I confirm that I am submitting this return in accordance with the requirements of the Practitioner PIN method and **Pub. 1345**, Handbook for Authorized IRS e-file Providers of Individual Income Tax Returns.

ERO's signature ▶ _____ Date ▶ _____

ERO Must Retain This Form – See Instructions
Don't Submit This Form to the IRS Unless Requested To Do So

For the year Jan. 1–Dec. 31, 2023, or other tax year beginning , 2023, ending , 20 See separate instructions.

Your first name and middle initial: JAHNAVI Last name: ALURI Your social security number: 286 31 1540
If joint return, spouse's first name and middle initial Last name Spouse's social security number: 420 97 7528

Home address (number and street). If you have a P.O. box, see instructions. 418 CANAL COURT SOUTH DR Apt. no. J
City, town, or post office. If you have a foreign address, also complete spaces below. INDIANAPOLIS IN 46202
Foreign country name Foreign province/state/county Foreign postal code

Presidential Election Campaign Check here if you, or your spouse if filing jointly, want \$3 to go to this fund. Checking a box below will not change your tax or refund.
You Spouse

Filing Status: Single, Married filing jointly, Married filing separately (MFS), Head of household (HOH), Qualifying surviving spouse (QSS)
Check only one box.
If you checked the MFS box, enter the name of your spouse. If you checked the HOH or QSS box, enter the child's name if the qualifying person is a child but not your dependent: TARUN MAHESWARAM

Digital Assets: At any time during 2023, did you: (a) receive (as a reward, award, or payment for property or services); or (b) sell, exchange, or otherwise dispose of a digital asset (or a financial interest in a digital asset)? (See instructions.) Yes No

Standard Deduction: Someone can claim: You as a dependent, Your spouse as a dependent, Spouse itemizes on a separate return or you were a dual-status alien

Age/Blindness: You: Were born before January 2, 1959, Are blind, Spouse: Was born before January 2, 1959, Is blind

Table with 5 columns: (1) First name, Last name, (2) Social security number, (3) Relationship to you, (4) Check the box if qualifies for (see instructions): Child tax credit, Credit for other dependents

Income table with columns: Line number, Description, Amount. Includes lines 1a through 1z.

Table with columns: Line number, Description, Amount. Includes lines 2a through 6b.

Table with columns: Line number, Description, Amount. Includes lines 7 through 15.

Tax and Credits table with rows 16-24. Includes Tax (see instructions), Amount from Schedule 2, Child tax credit, Amount from Schedule 3, and Total tax.

Payments table with rows 25-33. Includes Federal income tax withheld, 2023 estimated tax payments, Earned income credit, and Total payments.

Refund table with rows 34-36. Includes amount overpaid, routing number, account number, and amount applied to 2024 estimated tax.

Amount You Owe table with rows 37-38. Includes amount you owe and estimated tax penalty.

Third Party Designee section with checkboxes for Yes/No and fields for name, phone, and PIN.

Sign Here section with declaration and signature lines for taxpayer and spouse, including occupation and ID protection PIN fields.

Paid Preparer Use Only section with fields for preparer name, signature, date, PTIN, firm name, address, and phone/EIN.

**SCHEDULE 1
(Form 1040)**

Department of the Treasury
Internal Revenue Service

Additional Income and Adjustments to Income

Attach to Form 1040, 1040-SR, or 1040-NR.

Go to www.irs.gov/Form1040 for instructions and the latest information.

OMB No. 1545-0074

2023

Attachment
Sequence No. **01**

Name(s) shown on Form 1040, 1040-SR, or 1040-NR

JAHNAVI ALURI

Your social security number

286-31-1540

Part I Additional Income

1	Taxable refunds, credits, or offsets of state and local income taxes		1	
2a	Alimony received		2a	
b	Date of original divorce or separation agreement (see instructions): _____			
3	Business income or (loss). Attach Schedule C		3	
4	Other gains or (losses). Attach Form 4797		4	
5	Rental real estate, royalties, partnerships, S corporations, trusts, etc. Attach Schedule E		5	-13,989.
6	Farm income or (loss). Attach Schedule F		6	
7	Unemployment compensation		7	
8	Other income:			
a	Net operating loss	8a ()		
b	Gambling	8b		
c	Cancellation of debt	8c		
d	Foreign earned income exclusion from Form 2555	8d ()		
e	Income from Form 8853	8e		
f	Income from Form 8889	8f		
g	Alaska Permanent Fund dividends	8g		
h	Jury duty pay	8h		
i	Prizes and awards	8i		
j	Activity not engaged in for profit income	8j		
k	Stock options	8k		
l	Income from the rental of personal property if you engaged in the rental for profit but were not in the business of renting such property	8l		
m	Olympic and Paralympic medals and USOC prize money (see instructions)	8m		
n	Section 951(a) inclusion (see instructions)	8n		
o	Section 951A(a) inclusion (see instructions)	8o		
p	Section 461(l) excess business loss adjustment	8p		
q	Taxable distributions from an ABL account (see instructions)	8q		
r	Scholarship and fellowship grants not reported on Form W-2	8r		
s	Nontaxable amount of Medicaid waiver payments included on Form 1040, line 1a or 1d	8s ()		
t	Pension or annuity from a nonqualified deferred compensation plan or a nongovernmental section 457 plan	8t		
u	Wages earned while incarcerated	8u		
z	Other income. List type and amount: _____	8z		
9	Total other income. Add lines 8a through 8z		9	
10	Combine lines 1 through 7 and 9. This is your additional income . Enter here and on Form 1040, 1040-SR, or 1040-NR, line 8		10	-13,989.

For Paperwork Reduction Act Notice, see your tax return instructions.

Schedule 1 (Form 1040) 2023

Part II Adjustments to Income

11	Educator expenses		11
12	Certain business expenses of reservists, performing artists, and fee-basis government officials. Attach Form 2106		12
13	Health savings account deduction. Attach Form 8889		13
14	Moving expenses for members of the Armed Forces. Attach Form 3903		14
15	Deductible part of self-employment tax. Attach Schedule SE		15
16	Self-employed SEP, SIMPLE, and qualified plans		16
17	Self-employed health insurance deduction		17
18	Penalty on early withdrawal of savings		18
19a	Alimony paid		19a
b	Recipient's SSN		
c	Date of original divorce or separation agreement (see instructions): _____		
20	IRA deduction		20
21	Student loan interest deduction		21
22	Reserved for future use		22
23	Archer MSA deduction		23
24	Other adjustments:		
a	Jury duty pay (see instructions)	24a	
b	Deductible expenses related to income reported on line 8l from the rental of personal property engaged in for profit	24b	
c	Nontaxable amount of the value of Olympic and Paralympic medals and USOC prize money reported on line 8m	24c	
d	Reforestation amortization and expenses	24d	
e	Repayment of supplemental unemployment benefits under the Trade Act of 1974	24e	
f	Contributions to section 501(c)(18)(D) pension plans	24f	
g	Contributions by certain chaplains to section 403(b) plans	24g	
h	Attorney fees and court costs for actions involving certain unlawful discrimination claims (see instructions)	24h	
i	Attorney fees and court costs you paid in connection with an award from the IRS for information you provided that helped the IRS detect tax law violations	24i	
j	Housing deduction from Form 2555	24j	
k	Excess deductions of section 67(e) expenses from Schedule K-1 (Form 1041)	24k	
z	Other adjustments. List type and amount: _____	24z	
25	Total other adjustments. Add lines 24a through 24z		25
26	Add lines 11 through 23 and 25. These are your adjustments to income . Enter here and on Form 1040, 1040-SR, or 1040-NR, line 10		26

**SCHEDULE E
(Form 1040)**

Department of the Treasury
Internal Revenue Service

Supplemental Income and Loss

(From rental real estate, royalties, partnerships, S corporations, estates, trusts, REMICs, etc.)

Attach to Form 1040, 1040-SR, 1040-NR, or 1041.
Go to www.irs.gov/ScheduleE for instructions and the latest information.

OMB No. 1545-0074

2023
Attachment
Sequence No. **13**

Name(s) shown on return
JAHNAVI ALURI

Your social security number
286-31-1540

Part I Income or Loss From Rental Real Estate and Royalties

Note: If you are in the business of renting personal property, use **Schedule C**. See instructions. If you are an individual, report farm rental income or loss from **Form 4835** on page 2, line 40.

- A** Did you make any payments in 2023 that would require you to file Form(s) 1099? See instructions Yes No
B If "Yes," did you or will you file required Form(s) 1099? Yes No

1a Physical address of each property (street, city, state, ZIP code)

A FLAT NO 309, JUBILEE CYBER GRAND, MADHAPUR HYDERABAD, TELANGANA IN 500018

B
C

1b Type of Property (from list below)	2 For each rental real estate property listed above, report the number of fair rental and personal use days. Check the QJV box only if you meet the requirements to file as a qualified joint venture. See instructions.	Fair Rental Days		Personal Use Days	QJV
		A	B	C	
A 3		365		0	<input type="checkbox"/>
B					<input type="checkbox"/>
C					<input type="checkbox"/>

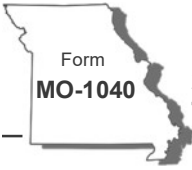
Type of Property:

- 1 Single Family Residence 3 Vacation/Short-Term Rental 5 Land 7 Self-Rental
 2 Multi-Family Residence 4 Commercial 6 Royalties 8 Other (describe) _____

Income:	Properties:		
	A	B	C
3 Rents received	3 657.		
4 Royalties received	4		
Expenses:			
5 Advertising	5		
6 Auto and travel (see instructions)	6		
7 Cleaning and maintenance	7 2,596.		
8 Commissions	8		
9 Insurance	9		
10 Legal and other professional fees	10		
11 Management fees	11 2,270.		
12 Mortgage interest paid to banks, etc. (see instructions)	12		
13 Other interest	13		
14 Repairs	14 2,897.		
15 Supplies	15 2,643.		
16 Taxes	16		
17 Utilities	17 1,951.		
18 Depreciation expense or depletion	18 2,289.		
19 Other (list) _____	19		
20 Total expenses. Add lines 5 through 19	20 14,646.		
21 Subtract line 20 from line 3 (rents) and/or 4 (royalties). If result is a (loss), see instructions to find out if you must file Form 6198	21 -13,989.		
22 Deductible rental real estate loss after limitation, if any, on Form 8582 (see instructions)	22 (13,989.)		
23a Total of all amounts reported on line 3 for all rental properties	23a 657.		
b Total of all amounts reported on line 4 for all royalty properties	23b		
c Total of all amounts reported on line 12 for all properties	23c		
d Total of all amounts reported on line 18 for all properties	23d 2,289.		
e Total of all amounts reported on line 20 for all properties	23e 14,646.		
24 Income. Add positive amounts shown on line 21. Do not include any losses	24		
25 Losses. Add royalty losses from line 21 and rental real estate losses from line 22. Enter total losses here	25 (13,989.)		
26 Total rental real estate and royalty income or (loss). Combine lines 24 and 25. Enter the result here. If Parts II, III, and IV, and line 40 on page 2 do not apply to you, also enter this amount on Schedule 1 (Form 1040), line 5. Otherwise, include this amount in the total on line 41 on page 2	26 -13,989.		

For Paperwork Reduction Act Notice, see the separate instructions.

Schedule E (Form 1040) 2023



MISSOURI DEPARTMENT OF
REVENUE
2023 Individual Income
Tax Return - Long Form



For Calendar Year January 1 - December 31, 2023

Print in BLACK ink only and DO NOT STAPLE.

- Amended Return** **Composite Return** (For use by S corporations or Partnerships)
- Federal Extension - Select this box if you have an approved federal extension. Attach a copy Federal Extension (Form 4868).
- Department of Social Services Application of Eligibility form attached. Federal return attached.

If filing a fiscal year return enter the beginning and ending dates here.

Fiscal Year Beginning (MM/DD/YY)		Fiscal Year Ending (MM/DD/YY)		Vendor Code	Department Use Only		
				1555			

Filing Status

Single Claimed as a Dependent Married Filing Combined Married Filing Separately Head of Household Qualifying Widow(er)

Age 62 through 64 Age 65 or Older Blind 100% Disabled Non-Obligated Spouse

Yourself Spouse Yourself Spouse Yourself Spouse Yourself Spouse Yourself Spouse

Name

Social Security Number Deceased in 2023 Spouse's Social Security Number Deceased in 2023

286 - 31 - 1540 [] [] - [] - [] []

First Name M.I. Last Name Suffix

JAHNAVI [] ALURI []

Spouse's First Name M.I. Spouse's Last Name Suffix

[] [] [] []

In Care Of Name (Attorney, Executor, Personal Representative, etc.)

[]

Address

Present Address (Include Apartment Number or Rural Route)

418 CANAL COURT SOUTH DR APT J

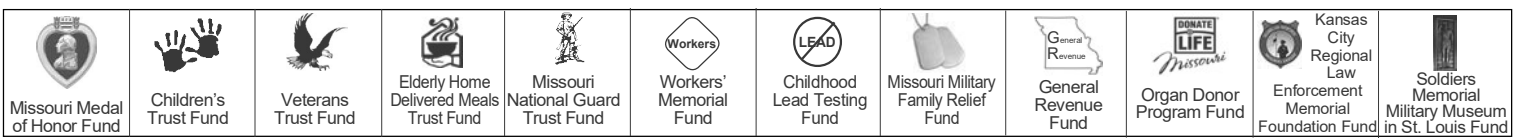
City, Town, or Post Office State ZIP Code

INDIANAPOLIS IN 46202 - []

County of Residence

NONR

You may contribute to any one or all of the trust funds on Line 51. See pages 11-12 of the instructions for more trust fund information.



Income

	Yourself (Y)		Spouse (S)	
1. Federal adjusted gross income from federal return (see worksheet on page 7 of the instructions)	1Y	90532	00	1S
2. Total additions (from Form MO-A , Part 1, Line 7)	2Y		00	2S
3. Total income - Add Lines 1 and 2.	3Y	90532	00	3S
4. Total subtractions (from Form MO-A, Part 1, Line 18)	4Y		00	4S
5. Missouri adjusted gross income - Subtract Line 4 from Line 3.	5Y	90532	00	5S
6. Total Missouri adjusted gross income - Add columns 5Y and 5S	6	90532	00	
7. Income percentages - Divide columns 5Y and 5S by total on Line 6. (Must equal 100%)	7Y	100	%	7S

Exemptions and Deductions

8. Pension, Social Security and Social Security Disability exemption (from Form MO-A, Part 3, Section D)	8		00
9. Tax from federal return	9	12176	00
10. Other tax from federal return.	10		00
11. Total tax from federal return. Do not enter federal income tax withheld.	11	12176	00
12. Federal tax percentage – Enter the percentage based on your Missouri Adjusted Gross Income, Line 6. Use the chart below to find your percentage	12	15.00	%

Missouri Adjusted Gross Income Range, Line 6:	Federal Tax Percentage:
\$25,000 or less	35%
\$25,001 to \$50,000	25%
\$50,001 to \$100,000	15%
\$100,001 to \$125,000	5%
\$125,001 or more	0%




23322021555

13. Federal income tax deduction – Multiply Line 11 by the percentage on Line 12. Enter this amount not to exceed \$5,000 for an individual or \$10,000 for combined filers.	13	1826	00
14. Missouri standard deduction or itemized deductions. (If itemizing, See Form MO-A, Part 2) • Single or Married Filing Separate-\$13,850 • Head of Household-\$20,800 • Married Filing Combined or Qualifying Widow(er)-\$27,700	14	13850	00
15. Additional Exemption for Head of Household and Qualifying Widow(er)	15		00
16. Long-term care insurance deduction	16		00
17. Health care sharing ministry deduction.	17		00
18. Active Duty Military income deduction	18		00
19. Inactive Duty Military income deduction	19		00
20. Bring jobs home deduction	20		00
21. Farmland sold, rented, leased, or crop-shared to a beginning farmer deduction. Enter the sum of Lines 21A, 21B, and 21C on Line 21	21		00
21A. Sold \$	00	21B. Rented/ Leased \$	00
		21C. Crop- Share \$	00

Deductions Continued

22. First time home buyers deduction. A. <input style="width: 80px; height: 20px;" type="text"/> B. <input style="width: 80px; height: 20px;" type="text"/>	22	<input style="width: 100%; height: 20px;" type="text"/>	.00
23. Long term dignity savings account deduction	23	<input style="width: 100%; height: 20px;" type="text"/>	.00
24. Foster parent tax deduction	24	<input style="width: 100%; height: 20px;" type="text"/>	.00
25. Total deductions - Add Lines 8 and 13 through 24	25	15676	.00
26. Subtotal - Subtract Line 25 from Line 6	26	74856	.00
27. Multiply Line 26 by appropriate percentages (%) on Lines 7Y and 7S	27Y	74856	.00
	27S	<input style="width: 100%; height: 20px;" type="text"/>	.00
28. Enterprise zone or rural empowerment zone income modification	28Y	<input style="width: 100%; height: 20px;" type="text"/>	.00
	28S	<input style="width: 100%; height: 20px;" type="text"/>	.00

Tax

29. Taxable income - Subtract Line 28 from Line 27	29Y	74856	.00	29S	<input style="width: 100%; height: 20px;" type="text"/>	.00
30. Tax (see tax chart on page 26 of the instructions).	30Y	3521	.00	30S	<input style="width: 100%; height: 20px;" type="text"/>	.00
31. Resident credit - Attach Form MO-CR and other states' income tax return(s).	31Y	<input style="width: 100%; height: 20px;" type="text"/>	.00	31S	<input style="width: 100%; height: 20px;" type="text"/>	.00
32. Missouri income percentage - Enter 100% if not completing Form MO-NRI . Attach Form MO-NRI and federal return if applicable.	32Y	12	%	32S	<input style="width: 100%; height: 20px;" type="text"/>	%
33. Balance - Subtract Line 31 from Line 30; OR multiply Line 30 by percentage on Line 32	33Y	423	.00	33S	<input style="width: 100%; height: 20px;" type="text"/>	.00
34. Other taxes - Select box and attach federal form indicated.	 23322031555					
<input type="checkbox"/> Lump sum distribution (Form 4972)	34Y	<input style="width: 100%; height: 20px;" type="text"/>	.00	34S	<input style="width: 100%; height: 20px;" type="text"/>	.00
<input type="checkbox"/> Recapture of low income housing credit (Form 8611)	34Y	<input style="width: 100%; height: 20px;" type="text"/>	.00	34S	<input style="width: 100%; height: 20px;" type="text"/>	.00
35. Subtotal - Add Lines 33 and 34	35Y	423	.00	35S	<input style="width: 100%; height: 20px;" type="text"/>	.00
36. Total Tax - Add Lines 35Y and 35S	36	423	.00			

Payments and Credits

37. MISSOURI tax withheld - Attach Forms W-2 and 1099.	37	328	.00
38. 2023 Missouri estimated tax payments - Include overpayment from 2022 applied to 2023	38	<input style="width: 100%; height: 20px;" type="text"/>	.00
39. Missouri tax payments for nonresident partners or S corporation shareholders - Attach Forms MO-2NR and MO-NRP	39	<input style="width: 100%; height: 20px;" type="text"/>	.00
40. Missouri tax payments for nonresident entertainers - Attach Form MO-2ENT	40	<input style="width: 100%; height: 20px;" type="text"/>	.00
41. Amount paid with Missouri extension of time to file (Form MO-60).	41	<input style="width: 100%; height: 20px;" type="text"/>	.00
42. Miscellaneous tax credits (from Form MO-TC , Line 13) - Attach Form MO-TC	42	<input style="width: 100%; height: 20px;" type="text"/>	.00
43. Property tax credit - Attach Form MO-PTS	43	<input style="width: 100%; height: 20px;" type="text"/>	.00
44. Missouri Working Family Tax Credit (Attach Form MO-WFTC and federal return)	44	<input style="width: 100%; height: 20px;" type="text"/>	.00
45. Total payments and credits - Add Lines 37 through 44	45	328	.00

Skip Lines 46 through 48 if you are not filing an amended return.

46. Amount paid on original return. 46 . 00

47. Overpayment as shown (or adjusted) on original return 47 . 00

Indicate Reason for Amending

A. Federal audit. Enter date of IRS report (MM/DD/YY)

B. Net Operating Loss carryback Enter year of loss (YY)

C. Investment tax credit carryback Enter year of credit (YY)

D. Correction other than A, B, or C. Enter date of federal amended return, if filed. (MM/DD/YY)

48. Amended return total payments and credits - Add Lines 45 and 46; subtract Line 47.
 Enter on Line 48. 48 . 00

49. If Line 45, or if amended return, Line 48, is larger than Line 36, enter the difference.
 Amount of OVERPAYMENT 49 . 00

50. Amount of Line 49 to be applied to your 2024 estimated tax 50 . 00

51. Enter the amount of your donation in the trust fund boxes below. See instructions for additional trust fund codes.

51a. Children's Trust Fund . 00 51b. Veterans Trust Fund . 00 51c. Elderly Home Delivered Meals Trust Fund . 00 51d. Missouri National Guard Trust Fund . 00

51e. Workers' Memorial Fund . 00 51f. Childhood Lead Testing Fund . 00 51g. Missouri Military Family Relief Fund . 00 51h. General Revenue Fund . 00

51i. Organ Donor Program Fund . 00 51j. Kansas City Regional Law Enforcement Memorial Foundation Fund . 00 51k. Soldiers Memorial Military Museum in St. Louis Fund . 00 51l. Missouri Medal of Honor Fund . 00

51m. Additional Fund Code Additional Fund Amount . 00 51n. Additional Fund Code Additional Fund Amount . 00

Total Donation - Add amounts from Boxes 51a through 51n and enter here 51 . 00

52. Amount of Line 49 to be deposited into a Missouri 529 Education Plan (MOST) account. Enter the total deposit amount from **Form 5632**. 52 . 00

53. **REFUND** - Subtract Lines 50, 51, and 52 from Line 49 and enter here 53 . 00

Amended Return

Refund



Amount Due

54. If Line 36 is larger than Line 45 or Line 48, enter the difference.
 Amount of UNDERPAYMENT 54 95 .00

55. Underpayment of estimated tax penalty - Attach **Form MO-2210**. Enter penalty amount here . . . 55 .00

Select this box if you are a farmer exempt from the underpayment of estimated tax penalty.

56. **AMOUNT DUE** - Add Lines 54 and 55.
 If you pay by check, you authorize the Department of Revenue to process the check electronically. Any returned check may be presented again electronically 56 95 .00

Under penalties of perjury, I declare that I have examined this return, including accompanying schedules and statements, and to the best of my knowledge and belief it is true, correct, and complete. By signing or entering my name in the "Signature" field(s) below, I am providing the Department of Revenue with my signature as required under **Section 143.561, RSMo**. Declaration of preparer (other than taxpayer) is based on all information of which he or she has knowledge. As provided in **Chapter 143, RSMo**, a penalty of up to \$500 shall be imposed on any individual who files a frivolous return. I also declare under penalties of perjury that I employ no illegal or unauthorized aliens as defined under federal law and that I am not eligible for any tax exemption, credit, or abatement if I employ such aliens. I am aware of any applicable reporting requirements of **Section 135.805, RSMo**, and the penalty provisions of **Section 135.810, RSMo**.

Signature

Signature	Date (MM/DD/YY)
<input type="text"/>	<input type="text"/> <input type="text"/> <input type="text"/>
Spouse's Signature (If filing combined, BOTH must sign)	Date (MM/DD/YY)
<input type="text"/>	<input type="text"/> <input type="text"/> <input type="text"/>
E-mail Address	Daytime Telephone
SYAM@GTAXFILE.COM	2193075273
Preparer's Signature	Date (MM/DD/YY)
SYAM PRIYA RAM SAGAR GUPTA TALLAM	03 06 24
Preparer's FEIN, SSN, or PTIN	Preparer's Telephone
84-3171965	6789659522
Preparer's Address	State ZIP Code
245 ROONEY CT E BRUNSWICK	NJ 08816

I authorize the Director of Revenue or delegate to discuss my return and attachments with the preparer or any member of the preparer's firm Yes No

Did you pay a tax return preparer to complete your return, but the preparer failed to sign the return or provide an Internal Revenue Service preparer tax identification number? If you marked yes, please insert the preparer's name, address, and phone number in the applicable sections of the signature block above. Yes No



23322051555

Department Use Only

A FA E10 DE F .

Form MO-1040 (Revised 12-2023)

Mail to: Balance Due:
 Missouri Department of Revenue
 P.O. Box 3370
 Jefferson City, MO 65105-3370
Phone: (573) 751-7200

Refund or No Amount Due:
 Missouri Department of Revenue
 P.O. Box 3222
 Jefferson City, MO 65105-3222
Phone: (573) 751-3505

Fax: (573) 522-1762
Email: incometaxprocessing@dor.mo.gov
Submission of Individual Income Tax Returns
Email: income@dor.mo.gov
Inquiry and correspondence

Ever served on active duty in the United States Armed Forces?
 If yes, visit dor.mo.gov/military/ to see the services and benefits we offer to all eligible military individuals. A list of all state agency resources and benefits can be found at veteranbenefits.mo.gov/state-benefits/.



IN
 REV 02/08/24 PRO
 MO-1040 Page 5



Resident/Nonresident Status - Select your status in the appropriate box below.

Social Security Number

- -

Name

Address

City, State, ZIP Code

1. Nonresident of Missouri
State of residence during 2023 INDIANA

Remote Work (See instructions on Form MO-NRI, page 3)

2. Part-Year Missouri Resident

Remote Work (See instructions on Form MO-NRI, page 3)

Indicate the dates you were a Missouri Resident in 2023.

A. Date From: _____ Date To: _____

B. Indicate the other state of residence and dates you resided there _____

Date From: _____ Date To: _____

Spouse's Social Security Number

- -

Spouse's Name

Address

City, State, ZIP Code

1. Nonresident of Missouri
State of residence during 2023 _____

Remote Work (See instructions on Form MO-NRI, page 3)

2. Part-Year Missouri Resident

Remote Work (See instructions on Form MO-NRI, page 3)

Indicate the dates you were a Missouri Resident in 2023.

A. Date From: _____ Date To: _____

B. Indicate the other state of residence and dates you resided there _____

Date From: _____ Date To: _____

Part A

Based on the **Military Spouse's Residency Relief Act**, if you are the spouse of a military servicemember residing outside of Missouri solely because your spouse is there on military orders, and Missouri is your state of residence, any income you earn is taxable to Missouri. **Do not complete Form MO-NRI.** You must report 100% on Line 32 of Form MO-1040.

3. Military/Nonresident Tax Status - Indicate your tax status below and complete Part C - Missouri Income Percentage.

Missouri Home of Record
I did not at any time during the tax year 2023 maintain a permanent place of abode in Missouri, nor did I spend more than 30 days in Missouri during the year. I did maintain a permanent place of abode in the state of _____.

Non-Missouri Home of Record
I resided in Missouri during 2023 solely because my spouse or I was stationed at _____ on military orders. My home of record is in the state of _____.

3. Military/Nonresident Tax Status - Indicate your tax status below and complete Part C - Missouri Income Percentage.

Missouri Home of Record
I did not at any time during the tax year 2023 maintain a permanent place of abode in Missouri, nor did I spend more than 30 days in Missouri during the year. I did maintain a permanent place of abode in the state of _____.

Non-Missouri Home of Record
I resided in Missouri during 2023 solely because my spouse or I was stationed at _____ on military orders. My home of record is in the state of _____.

Worksheet for Missouri Source Income

Part B

Adjusted Gross Income Computations	Federal Form 1040 or Federal Form 1040-SR Line No.	Yourself or One Income Filer		Spouse (On A Combined Return)			
		Missouri Sources		Missouri Sources			
A. Wages, salaries, tips, etc.	1z	A	11036	00	A		00
B. Taxable interest income.	2b	B	0	00	B		00
C. Dividend income	3b	C		00	C		00
D. State and local income tax refunds (from schedule 1, part 1)	1	D		00	D		00
E. Alimony received (from schedule 1, part 1)	2a	E		00	E		00
F. Business income or (loss) (from schedule 1, part 1)	3	F		00	F		00
G. Capital gain or (loss)	7	G		00	G		00
H. Other gains or (losses) (from schedule 1, part 1)	4	H		00	H		00
I. Taxable IRA distributions	4b	I		00	I		00
J. Taxable pensions and annuities	5b	J		00	J		00
K. Rents, royalties, partnerships, S corporations, etc. (from schedule 1, part 1)	5	K	0	00	K		00
L. Farm income or (loss) (from schedule 1, part 1)	6	L		00	L		00
M. Unemployment compensation (from schedule 1, part 1)	7	M		00	M		00
N. Taxable social security benefits	6b	N		00	N		00
O. Other income (from schedule 1, part 1)	9	O		00	O		00
P. Total - Add Lines A through O		P	11036	00	P		00
Q. Minus: federal adjustments to income	10	Q		00	Q		00
R. SUBTOTAL (Line P - Line Q) If no modifications to income, enter this amount on Part C, Line 1.	11	R	11036	00	R		00
S. Missouri modifications - additions to federal adjusted gross income (Missouri source from Form MO-1040, Line 2)		S		00	S		00
T. Missouri modifications - subtractions from federal adjusted gross income (Missouri source from Form MO-1040, Line 4)		T		00	T		00
U. MISSOURI INCOME (Missouri sources) Line R plus Line S, minus Line T. Enter this amount on Part C, Line 1.		U		00	U		00

Missouri Income Percentage

Part C

	Yourself or One Income Filer		Spouse (On A Combined Return)			
1. Missouri Income - Enter wages, salaries, etc. from Missouri. (You must file a Missouri return if the amount on this line is more than \$600)	1Y	11036	00	1S		00
2. Taxpayer's total adjusted gross income (from Form MO-1040, Lines 5Y and 5S or from your federal form if you are a military nonresident and you are not required to file a Missouri return)	2Y	90532	00	2S		00
3. Missouri Income Percentage - Divide Line 1 by Line 2. If greater than 100%, enter 100%. (Round to a whole percent such as 91% instead of 90.5% and 90% instead of 90.4%. However, if percentage is less than 0.5%, use the exact percentage.) Enter percentage here and on Form MO-1040, Lines 32Y and 32S	3Y	12	%	3S		%

Under penalties of perjury, I declare that I have examined this form and to the best of my knowledge and believe it is true, correct, and complete. Declaration of preparer (other than taxpayer) is based on all information of which he/she has any knowledge. As provided in Chapter 143, RSMo, a penalty of up to \$500 shall be imposed on any individual who files a frivolous return.

Signature

Signature Date (MM/DD/YY)

Spouse's Signature (if filing combined, BOTH must sign) Date (MM/DD/YY)

Ever served on active duty in the United States Armed Forces?

If yes, visit dor.mo.gov/military/ to see the services and benefits we offer to all eligible military individuals. A list of all state agency resources and benefits can be found at veteranbenefits.mo.gov/state-benefits/.

If filing for a fiscal year, enter the dates (see instructions) (MM/DD/YYYY):

from to:

Place "X" in box
if amending

Your Social Security Number 286 31 1540

Spouse's Social Security Number 420 97 7528

Place "X" in box if applying for ITIN

Place "X" in box if applying for ITIN

Your first name JAHNAVI Initial Last name ALURI Suffix

If filing a joint return, spouse's first name Initial Last name Suffix

Present address (number and street or rural route)

418 CANAL COURT SOUTH DR J Place "X" in box if you are married filing separately.

City INDIANAPOLIS State IN ZIP/Postal code 46202

Foreign country 2-character code (see instructions)

Enter below the **2-digit county code** numbers (found on the back of Schedule CT-40) for the county where you lived and worked on Jan. 1, 2023.

County where you lived 49 County where you worked 49 County where spouse lived County where spouse worked

Round all entries

- 1. Enter your federal adjusted gross income from your federal income tax return, Form 1040 or Form 1040-SR, line 11 **Federal AGI** 1 90532 .00
- 2. Enter amount from Schedule 1, line 7, and enclose Schedule 1 **Indiana Add-Backs** 2 .00
- 3. Add line 1 and line 2 3 90532 .00
- 4. Enter amount from Schedule 2, line 12, and enclose Sch **Indiana Deductions** 4 .00
- 5. Subtract line 4 from line 3 5 90532 .00
- 6. Complete Schedule 3. Enter amount from Schedule 3, line 7, and enclose Schedule 3 **Indiana Exemptions** 6 1000 .00
- 7. Subtract line 6 from line 5 **Indiana Adjusted Gross Income** 7 89532 .00
- 8. State adjusted gross income tax: multiply line 7 by 3.15% (.0315) (if answer is less than zero, leave blank) 8 2820 .00
- 9. County tax. Enter county tax due from Schedule CT-40 (if answer is less than zero, leave blank) 9 1809 .00
- 10. Other taxes. Enter amount from Schedule 4, line 4 (enclose schedule) 10 .00
- 11. Add lines 8, 9 and 10. Enter total here and on line 15 on the back **Indiana Taxes** 11 4629 .00



12. Enter credits from Schedule 5, line 13 (enclose schedule) .00

13. Enter offset credits from Schedule 6, line 8 (enclose schedule) .00

14. Add lines 12 and 13 _____ **Indiana Credits** .00

15. Enter amount from line 11 _____ **Indiana Taxes** .00

16. If line 14 is equal to or more than line 15, subtract line 15 from line 14 (if smaller, skip to line 23) .00

17. Enter donations from Schedule IN-DONATE (enclose schedule); cannot be greater than line 16 .00

18. Subtract line 17 from line 16 _____ **Overpayment** .00

19. Amount from line 18 to be applied to your 2024 estimated tax account (see instructions).

Enter your county code county tax to be applied _ \$.00

Spouse's county code county tax to be applied _ \$.00

Indiana adjusted gross income tax to be applied _____ \$.00

Total to be applied to your estimated tax account (a + b + c; cannot be more than line 18) _____ .00

20. Penalty for underpayment of estimated tax from Schedule IT-2210 and IT-2210A _____ .00

a. Enter Code A if annualizing. Enter Code F if Farmer or Fisherman

21. **Refund:** Line 18 minus lines 19d and 20. Note: If less than zero, see line 23 instructions ___ **Your Refund** .00

22. **Direct Deposit** (see instructions)

a. Routing Number

b. Account Number

c. Type: Checking Savings Hoosier Works MC

d. Place an "X" in the box if refund will go to an account outside the United States

23. If line 15 is more than line 14, subtract line 14 from line 15. Add to this any amount on line 20 (see instructions) _____ .00

24. Penalty if filed after due date (see instructions) _____ .00

25. Interest if filed after due date (see instructions) _____ .00

26. **Amount Due:** Add lines 23, 24 and 25 _____ **Amount You Owe** .00

Do not send cash. Make your check or money order payable to:
Indiana Department of Revenue. See instructions if paying with a credit card.

Sign and date this return after reading the Authorization statement on Schedule 7. Remember to enclose Schedule 7.

Signature _____ Date _____ Spouse's Signature _____ Date _____

- Mail payments to: Indiana Department of Revenue, P.O. Box 7224, Indianapolis, IN 46207-7224.
- Mail all other returns to: Indiana Department of Revenue, P.O. Box 40, Indianapolis, IN 46206-0040.

Name(s) shown on Form IT-40

JAHNAVI ALURI

Your Social Security Number

286 31 1540

Complete and enclose Schedule IN-DEP: Dependent Information and Additional Dependent Child Information if you are claiming dependents on lines 2 and/or 3 below. Complete and enclose Schedule IN-DEP-A: Adopted Dependent Information if you are claiming dependents on line 6 below.

Round all entries

1. Enter \$2000 if you are married filing jointly; otherwise, enter \$1000 1 1000 .00

2. Enter the number of dependents listed on Schedule IN-DEP, Box 5 x \$1000 2 .00
You **MUST** enclose Schedule IN-DEP.

3. You may claim an additional exemption for each qualifying dependent child:
- who is a son, stepson, daughter, stepdaughter, foster child and/or child for whom you are a legal guardian;
 - who was under the age of 19 by Dec. 31, 2023; or
 - who is a full-time student who was under the age of 24 by Dec. 31, 2023; and
 - who you are eligible to claim as a dependent on line 2 above.

Enter the number of additional dependents listed on Schedule IN-DEP, Box 6. x \$1500 3 .00

4. Place "X" in box(es) below if, by Dec. 31, 2023

You were age 65 or older and/or blind

Spouse was 65 or older and/or blind

Total number of boxes with Xs x \$1000 4 .00

5. If age 65 or older, enter amount from Form IT-40, line 1.

- If filing as married filing separately and this amount is less than \$20,000, place "X" in the "You were age 65 or older" box below.
- For all other filers age 65 or older, if this amount is less than \$40,000, place "X" in appropriate box(es) below.

You were age 65 or older

Spouse was 65 or older

Total number of boxes with Xs x \$500 5 .00

6. Enter the number of additional adopted child exemptions listed on Schedule IN-DEP-A, Box 6 x \$3000 6 .00
You **MUST** enclose Schedule IN-DEP-A.

7. Add lines 1, 2, 3, 4, 5 and 6. Enter here and on Form IT-40, line 6 Total Exemptions 7 1000 .00



Name(s) shown on Form IT-40

Your Social Security Number

JAHNAVI ALURI

286 31 1540

Round all entries

1. Indiana state tax withheld: See instructions _____	1	2943	.00
2. Indiana county tax withheld: See instructions _____	2	1887	.00
3. Pass Through Entity Tax Credit _____	3		.00
4. Estimated tax paid for 2023: include any extension payment made with Form IT-9 _____	4		.00
5. Unified tax credit for the elderly _____	5		.00
6. Earned income credit: enclose Schedule IN-EIC and enter amount from line A-3 _____	6		.00
7. Lake County residential income tax credit _____	7		.00
8. Economic development for a growing economy credit. Enter amount from Schedule IN-EDGE, line 19 (enclose schedule) _____	8		.00
9. Economic development for a growing economy retention credit. Enter amount from Schedule IN-EDGE-R, line 19 (enclose schedule) _____	9		.00
10. Headquarters relocation credit (refundable portion - see instructions) _____	10		.00
11. Adoption Credit _____	11		.00
12. Reserved for future use _____	12		.00
13. Add lines 1 through 12. Enter total here and on Form IT-40, line 12 _____ Total Credits	13	4830	.00

Schedule IN-DONATE

Important: The amount on line 2 cannot exceed the amount on Form IT-40, line 16.

1. Donations: List fund name, 3-digit code and amount to be donated (see instructions)

a. Enter fund name		code no.		1a		.00
b. Enter fund name		code no.		1b		.00
c. Enter fund name		code no.		1c		.00
2. Add lines 1a through 1c. Enter total here and on Form IT-40, line 17 Total Donations				2		.00



Name(s) shown on Form IT-40

JAHNAVI ALURI

Your Social Security Number

286 31 1540

Round all entries

1. Credit for local taxes paid outside Indiana _____ 1 _____ .00

2. Community revitalization enhancement district credit _____ _____ .00

3. Other Local Credits: See instructions (enclose additional sheets if necessary)

a. Enter credit name _____ code no. _____ 3a _____ .00

b. Enter credit name _____ code no. _____ 3b _____ .00

Important: Lines 1 through 3 cannot be greater than the county tax due on Form IT-40, line 9 (see Combined Limitation instructions)

4. College credit: attach Schedule CC-40 _____ 4 _____ .00

5. Credit for taxes paid to other states: enclose other state's return _____ 5 283 _____ .00

6. Other Credits: See instructions (enclose additional sheets if necessary)

a. Enter credit name _____ code no. _____ 6a _____ .00

b. Enter credit name _____ code no. _____ 6b _____ .00

c. Enter credit name _____ code no. _____ 6c _____ .00

d. Enter credit name _____ code no. _____ 6d _____ .00

7. Enter the total credits from Schedule IN-OCC, line 16, and enclose that schedule _____ 7 _____ .00

Important: Lines 4 through 7 added together cannot be greater than the state adjusted gross income tax due on Form IT-40, line 8 (see Combined Limitation instructions)

8. Add lines 1 through 7. Enter total here and on line 13 of Form IT-40 _____ Total Offset Credits 8 283 _____ .00



Name(s) shown on Form IT-40

Your Social Security Number

JAHNAVI ALURI

286 31 1540

1. Federal filing information

Are you filing a federal income tax return for 2023? Place "X" in appropriate box. Yes No

2. Out-of-state income: Complete if you and/or your spouse (if filing a joint return) received any salary, wage, tip and/or commission income from Illinois, Kentucky, Michigan, Ohio, Pennsylvania or Wisconsin. Enter two-digit code number from the back of Schedule CT-40 for state where you and/or your spouse worked.

State where you worked

Your income

State where spouse worked

Spouse's income

\$.

\$.

3. Extension of time to file

a. Place "X" in box if you have filed a federal extension of time to file, Form 4868, or made an online extension payment.

b. Place "X" in box if you have filed an Indiana extension of time to file, Form IT-9, or made an Indiana extension payment online.

4. Farm/Fishing income

Place "X" in box if at least two-thirds of your gross income was made from farming or fishing.

Important: If you placed an "X" in the box, you MUST attach Schedule IT-2210.

5. Schedule IN-40PA filers. If you are eligible to file federal Form 8857, Request for Innocent Spouse Relief, and are completing Indiana Schedule IN-40PA, enclose Schedule IN-40PA and check the box.

6. Date of death

If any individual listed at the top of the IT-40 died during 2023, enter date of death (MM/DD).

Taxpayer's date of death 2023 Spouse's date of death 2023

Authorization: Sign Form IT-40 after reading the following statement.

Under penalty of perjury, I have examined this return and all attachments and to the best of my knowledge and belief, it is true, complete and correct. I understand that if this is a joint return, any refund will be made payable to us jointly and each of us is liable for all taxes due under this return. Also, my request for direct deposit of my refund includes my authorization to the Indiana Department of Revenue (DOR) to furnish my financial institution with my routing number, account number, account type and Social Security number to ensure my refund is properly deposited. I grant permission to DOR to contact the Social Security Administration to confirm that the Social Security number(s) used on this return is correct.

7. Your daytime

telephone number

2193075273

Your

email address

MAHESWARAM.TARUN@ICLOU

I authorize the Department to discuss my return with my personal representative.

Yes No If yes, complete the information below.

Personal Representative's Name (please print)

Telephone number

Address

City

State

ZIP Code

Paid Preparer: Firm's Name (or yours if self-employed)

GLOBAL TAXES LLC

IN-OPT on file with paid preparer if not filing electronically

PTIN P02082703

Address 245 ROONEY CT

City E BRUNSWICK

State NJ ZIP Code 08816

Preparer's signature SYAM PRIYA RAM SAGAR GUPTA

County Tax Schedule for
Full-Year Indiana Residents

2023

Name(s) shown on Form IT-40

JAHNAVI ALURI

Your Social Security Number

286 31 1540

1. Enter the amount from IT-40, line 7. **Note:** If both you and your spouse lived in the same county on January 1, enter the entire amount from Form IT-40, line 7 on line 1A (do not complete Column B). See instructions _____

Column A - Yourself		Column B - Spouse's	
1A	89532.00	1B	.00

2. Enter the county tax rate from the chart on the back of this schedule for the county where you lived on Jan. 1, 2023 _____

2A	.0202000	2B	.00
----	----------	----	-----

3. Multiply line 1 by the rate on line 2 (leave blank if less than zero) _____

3A	1809.00	3B	.00
----	---------	----	-----

4. Add lines 3A and 3B. Enter the total here. **Perry County residents: If you live in Perry County and worked in the Kentucky counties of Breckinridge, Hancock or Meade, you must complete lines 5 and 6.** Otherwise, enter the total here and on line 7 below (see instructions) _____

4	1809.00
---	---------

5. Enter the amount of income that was taxed by certain Kentucky localities (see instructions) _____

5	.00
---	-----

6. Multiply line 5 by the rate for Perry County. See County Rate Chart and enter total here _____

6	.00
---	-----

7. Enter total of line 4 minus line 6. Enter this amount on line 9 of Form IT-40 _____

7	1809.00
---	---------



Indiana Individual Income Tax
DECLARATION OF ELECTRONIC FILING
Income Tax for the Tax Year January 1 - December 31, 2023

**Do Not Mail
This Form
To DOR**

Submission ID --

First Name and Middle Initial JAHNAVI		Last Name ALURI		Your Social Security Number 286 31 1540	
Spouse's First Name and Middle Initial		Spouse's Last Name		Spouse's Social Security Number	
Street Address 418 CANAL COURT SOUTH DR J	City INDIANAPOLIS	State IN	ZIP Code 46202	Daytime Telephone Number 219 307 5273	

Part I. Tax Return Information (See instructions on next page)

1. Federal Adjusted Gross Income	1.	90532.
2. Indiana Adjusted Gross Income	2.	89532.
3. Total Indiana Tax	3.	4629.
4. Total State Tax Withheld	4.	2943.
5. Total County Tax Withheld	5.	1887.
6. Total Indiana Tax Credits	6.	5113.
7. Refund	7.	484.
8. Amount You Owe	8.	

Part II. Estimated Payments

9. Estimated Payments:

Payment 1:	Amount	<input type="text"/>	Date of Withdrawal	<input type="text"/>
Payment 2:	Amount	<input type="text"/>	Date of Withdrawal	<input type="text"/>
Payment 3:	Amount	<input type="text"/>	Date of Withdrawal	<input type="text"/>
Payment 4:	Amount	<input type="text"/>	Date of Withdrawal	<input type="text"/>

Part III. Electronic Settlement

10. Type of settlement: Direct Deposit of Refund
 Direct Debit of Amount Owed Amount Date of Withdrawal

11. Routing number: 081000032 *Note: The first two digits of the routing number must be 01 - 12 or 21 - 32.*

12. Account number: 354012453618

13. Type of account: Checking Savings Hoosier Works MC

14. Place an "X" in the box if refund will go to an account outside the United States.

**Do Not Mail
This Form
To DOR**

My request for direct deposit of my refund, direct debit of the amount I owe, or direct debit for estimated payments of the amount I owe, includes my authorization for the Indiana Department of Revenue to furnish my financial institution with my routing number, account number, account type, and social security number to ensure my refund or payment is properly processed.

Part IV. Declaration

Under penalties of perjury, I declare that the information I have given my ERO and the amounts in Part I above agree with the amounts on the corresponding lines of the electronic portion of my income tax return. To the best of my knowledge and belief, my 2023 return is true, correct and complete. I consent to my ERO sending my return, this declaration, and accompanying schedules and statements to the DOR. In addition, by using a computer system and software to prepare and transmit my return electronically, I consent to the disclosure to the DOR of all information pertaining to my use of the system and software and to the transmission of my return electronically. I also consent to the DOR sending my ERO and/or transmitter an acknowledgement of receipt of transmission and an indication of whether or not my return is accepted, and, if rejected, the reason(s) for the rejection. If the processing of my return or refund is delayed, I authorize the DOR to disclose to my ERO and/or transmitter the reason(s) for the delay of when the refund was sent.

I
N
D
I
A
N
A

Your PIN: Check one box only

I authorize GLOBAL TAXES LLC to enter my PIN

1	1	5	4	0
---	---	---	---	---

 as my signature on my tax year 2023 electronically filed income tax return.
Do not enter all zeros

I will enter my PIN as my signature on my tax year 2023 electronically filed income tax return. Check this box **only** if you are entering your own PIN and your return is filed using the Practitioner PIN method. The ERO must complete part IV below.

Your signature ► _____ Date _____

Spouse's PIN: Check one box only

I authorize _____ to enter my PIN

--	--	--	--	--

 as my signature on my tax year 2023 electronically filed income tax return.
Do not enter all zeros

I will enter my PIN as my signature on my tax year 2023 electronically filed income tax return. Check this box **only** if you are entering your own PIN and your return is filed using the Practitioner PIN method. The ERO must complete part IV below.

Your signature ► _____ Date _____

Part V. Practitioner Certification and Authentication - Practitioner PIN Method ONLY

ERO's EFIN/PIN. Enter your six-digit EFIN followed by your five-digit self selected PIN.

2	2	2	4	9	6	0	8	2	7	1
---	---	---	---	---	---	---	---	---	---	---

Do not enter all zeros

I certify that the above numeric entry is my PIN, which is my signature for the tax year 2023 electronically filed income tax return for the taxpayer(s) indicated above. I confirm that I am submitting this return in accordance with the requirements of the Practitioner PIN method.

ERO's signature ► _____ Date _____