

Filing Status [] Single [x] Married filing jointly [] Married filing separately (MFS) [] Head of household (HOH) [] Qualifying widow(er) (QW)
Check only one box. If you checked the MFS box, enter the name of your spouse. If you checked the HOH or QW box, enter the child's name if the qualifying person is a child but not your dependent

RAJACHANDRASEK NARAHARI
PRATHIBHA BHARATHI KOMATIREDDY
1525 STATION CENTER BLVD
SUWANEE GA 30024
Foreign country name Foreign province/state/county Foreign postal code
Your social security number 7 5 7 0 9 7 3 4 6
Spouse's social security number 7 4 0 6 4 5 3 1 7
Presidential Election Campaign Check here if you, or your spouse if filing jointly, want \$3 to go to this fund. Checking a box below will not change your tax or refund. [] You [] Spouse

At any time during 2021, did you receive, sell, exchange, or otherwise dispose of any financial interest in any virtual currency? [] Yes [x] No

Standard Deduction Someone can claim: [] You as a dependent [] Your spouse as a dependent [] Spouse itemizes on a separate return or you were a dual-status alien

Age/Blindness You: [] Were born before January 2, 1957 [] Are blind Spouse: [] Was born before January 2, 1957 [] Is blind

Table with 5 columns: (1) First name Last name, (2) Social security number, (3) Relationship to you, (4) if qualifies for (see instructions): Child tax credit, Credit for other dependents. Rows include PRAGNAY REDDY NARAHARI and ANISH REDDY NARAHARI.

Main tax calculation table with 15 rows. Includes sections for Attach Sch. B if required, Standard Deduction for, and final taxable income of 71569.

16	Tax (see instructions). Check if any from Form(s): 1 <input type="checkbox"/> 8814 2 <input type="checkbox"/> 4972 3 <input type="checkbox"/> _____	16	8191
17	Amount from Schedule 2, line 3	17	
18	Add lines 16 and 17	18	8191
19	Nonrefundable child tax credit or credit for other dependents from Schedule 8812	19	
20	Amount from Schedule 3, line 8	20	
21	Add lines 19 and 20	21	
22	Subtract line 21 from line 18. If zero or less, enter -0-	22	8191
23	Other taxes, including self-employment tax, from Schedule 2, line 21	23	
24	Add lines 22 and 23. This is your total tax	24	8191
25	Federal income tax withheld from:		
a	Form(s) W-2	25a	3905
b	Form(s) 1099	25b	
c	Other forms (see instructions)	25c	
d	Add lines 25a through 25c	25d	3905
26	2021 estimated tax payments and amount applied from 2020 return	26	
27a	Earned income credit (EIC) Check here if you were born after January 1, 1998, and before January 2, 2004, and you satisfy all the other requirements for taxpayers who are at least age 18, to claim the EIC. See instructions <input type="checkbox"/>	27a	
b	Nontaxable combat pay election	27b	
c	Prior year (2019) earned income	27c	
28	Refundable child tax credit or additional child tax credit from Schedule 8812	28	5225
29	American opportunity credit from Form 8863, line 8	29	
30	Recovery rebate credit. See instructions	30	2800
31	Amount from Schedule 3, line 15	31	
32	Add lines 27a and 28 through 31. These are your total other payments and refundable credits	32	8025
33	Add lines 25d, 26, and 32. These are your total payments	33	11930
Refund	34 If line 33 is more than line 24, subtract line 24 from line 33. This is the amount you overpaid	34	3739
	35a Amount of line 34 you want refunded to you . If Form 8888 is attached, check here <input type="checkbox"/>	35a	3739
Direct deposit? See instructions.	b Routing number: 0 6 4 0 0 0 0 2 0 c Type: <input checked="" type="checkbox"/> Checking <input type="checkbox"/> Savings		
	d Account number: 4 4 4 0 0 7 7 7 0 6 7 2		
	36 Amount of line 34 you want applied to your 2022 estimated tax	36	
Amount You Owe	37 Amount you owe . Subtract line 33 from line 24. For details on how to pay, see instructions	37	
	38 Estimated tax penalty (see instructions)	38	

If you have a qualifying child, attach Sch. EIC.

Third Party Designee Do you want to allow another person to discuss this return with the IRS? See instructions **Yes**. Complete below. **No**

Designee's name _____ Phone no. _____ Personal identification number (PIN) _____

Sign Here Under penalties of perjury, I declare that I have examined this return and accompanying schedules and statements, and to the best of my knowledge and belief, they are true, correct, and complete. Declaration of preparer (other than taxpayer) is based on all information of which preparer has any knowledge.

Your signature	Date	Your occupation APPLICATIONS DEV SPECIALIST	If the IRS sent you an Identity Protection PIN, enter it here (see inst.)
Spouse's signature. If a joint return, both must sign.	Date	Spouse's occupation HOME MAKER	If the IRS sent your spouse an Identity Protection PIN, enter it here (see inst.)
Phone no.	Email address		

Paid Preparer Use Only

Preparer's name	Preparer's signature	Date	PTIN	Check if: <input type="checkbox"/> Self-employed
Firm's name	Firm's address			Phone no.
Firm's address				Firm's EIN

**SCHEDULE 1
(Form 1040)**

Department of the Treasury
Internal Revenue Service

Additional Income and Adjustments to Income

▶ Attach to Form 1040, 1040-SR, or 1040-NR.
▶ Go to www.irs.gov/Form1040 for instructions and the latest information.

OMB No. 1545-0074

2021
Attachment
Sequence No. **01**

Name(s) shown on Form 1040, 1040-SR, or 1040-NR
RAJACHANDRASEK NARAHARI

Your social security number
757097346

Part I Additional Income

1	Taxable refunds, credits, or offsets of state and local income taxes		1	
2a	Alimony received		2a	
b	Date of original divorce or separation agreement (see instructions) ▶ _____			
3	Business income or (loss). Attach Schedule C		3	
4	Other gains or (losses). Attach Form 4797		4	
5	Rental real estate, royalties, partnerships, S corporations, trusts, etc. Attach Schedule E		5	
6	Farm income or (loss). Attach Schedule F		6	
7	Unemployment compensation		7	
8	Other income:			
a	Net operating loss	8a ()		
b	Gambling income	8b		
c	Cancellation of debt	8c		
d	Foreign earned income exclusion from Form 2555	8d ()		
e	Taxable Health Savings Account distribution	8e		
f	Alaska Permanent Fund dividends	8f		
g	Jury duty pay	8g		
h	Prizes and awards	8h		
i	Activity not engaged in for profit income	8i		
j	Stock options	8j		
k	Income from the rental of personal property if you engaged in the rental for profit but were not in the business of renting such property	8k		
l	Olympic and Paralympic medals and USOC prize money (see instructions)	8l		
m	Section 951(a) inclusion (see instructions)	8m		
n	Section 951A(a) inclusion (see instructions)	8n		
o	Section 461(l) excess business loss adjustment	8o		
p	Taxable distributions from an ABLE account (see instructions)	8p		
z	Other income. List type and amount ▶ _____ FORM 1099 NEC INCOME 12100	8z	12100	
9	Total other income. Add lines 8a through 8z		9	12100
10	Combine lines 1 through 7 and 9. Enter here and on Form 1040, 1040-SR, or 1040-NR, line 8		10	12100

Part II Adjustments to Income

11	Educator expenses		11	
12	Certain business expenses of reservists, performing artists, and fee-basis government officials. Attach Form 2106		12	
13	Health savings account deduction. Attach Form 8889		13	
14	Moving expenses for members of the Armed Forces. Attach Form 3903		14	
15	Deductible part of self-employment tax. Attach Schedule SE		15	
16	Self-employed SEP, SIMPLE, and qualified plans		16	
17	Self-employed health insurance deduction		17	
18	Penalty on early withdrawal of savings		18	
19a	Alimony paid		19a	
b	Recipient's SSN	▶ _____		
c	Date of original divorce or separation agreement (see instructions) ▶ _____			
20	IRA deduction		20	
21	Student loan interest deduction		21	
22	Reserved for future use		22	
23	Archer MSA deduction		23	
24	Other adjustments:			
a	Jury duty pay (see instructions)	24a		
b	Deductible expenses related to income reported on line 8k from the rental of personal property engaged in for profit	24b		
c	Nontaxable amount of the value of Olympic and Paralympic medals and USOC prize money reported on line 8l	24c		
d	Reforestation amortization and expenses	24d		
e	Repayment of supplemental unemployment benefits under the Trade Act of 1974	24e		
f	Contributions to section 501(c)(18)(D) pension plans	24f		
g	Contributions by certain chaplains to section 403(b) plans	24g		
h	Attorney fees and court costs for actions involving certain unlawful discrimination claims (see instructions)	24h		
i	Attorney fees and court costs you paid in connection with an award from the IRS for information you provided that helped the IRS detect tax law violations	24i		
j	Housing deduction from Form 2555	24j		
k	Excess deductions of section 67(e) expenses from Schedule K-1 (Form 1041)	24k		
z	Other adjustments. List type and amount ▶ _____	24z		
25	Total other adjustments. Add lines 24a through 24z		25	
26	Add lines 11 through 23 and 25. These are your adjustments to income . Enter here and on Form 1040 or 1040-SR, line 10, or Form 1040-NR, line 10a		26	

SCHEDULE B
(Form 1040)

Interest and Ordinary Dividends

OMB No. 1545-0074

2021
Attachment
Sequence No. **08**

Department of the Treasury
Internal Revenue Service (99)

► Go to www.irs.gov/ScheduleB for instructions and the latest information.
► Attach to Form 1040 or 1040-SR.

Name(s) shown on return

RAJACHANDRASEK NARAHARI

Your social security number

757097346

Part I
Interest

(See instructions and the Instructions for Form 1040, line 2b.)

Note: If you received a Form 1099-INT, Form 1099-OID, or substitute statement from a brokerage firm, list the firm's name as the payer and enter the total interest shown on that form.

1 List name of payer. If any interest is from a seller-financed mortgage and the buyer used the property as a personal residence, see the instructions and list this interest first. Also, show that buyer's social security number and address ►

Bank Of America
Bank Of America

Amount

126
228

1

2 Add the amounts on line 1
3 Excludable interest on series EE and I U.S. savings bonds issued after 1989. Attach Form 8815
4 Subtract line 3 from line 2. Enter the result here and on Form 1040 or 1040-SR, line 2b ►

354
0
354

2
3
4

Note: If line 4 is over \$1,500, you must complete Part III.

Amount

Part II
Ordinary Dividends

(See instructions and the Instructions for Form 1040, line 3b.)

Note: If you received a Form 1099-DIV or substitute statement from a brokerage firm, list the firm's name as the payer and enter the ordinary dividends shown on that form.

5 List name of payer ►

6 Add the amounts on line 5. Enter the total here and on Form 1040 or 1040-SR, line 3b ►

5

6

0

Note: If line 6 is over \$1,500, you must complete Part III.

Part III

You must complete this part if you **(a)** had over \$1,500 of taxable interest or ordinary dividends; **(b)** had a foreign account; or **(c)** received a distribution from, or were a grantor of, or a transferor to, a foreign trust.

Foreign Accounts and Trusts

Caution: If required, failure to file FinCEN Form 114 may result in substantial penalties. See instructions.

7a At any time during 2021, did you have a financial interest in or signature authority over a financial account (such as a bank account, securities account, or brokerage account) located in a foreign country? See instructions

If "Yes," are you required to file FinCEN Form 114, Report of Foreign Bank and Financial Accounts (FBAR), to report that financial interest or signature authority? See FinCEN Form 114 and its instructions for filing requirements and exceptions to those requirements

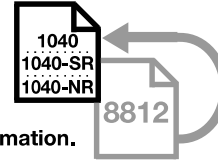
b If you are required to file FinCEN Form 114, enter the name of the foreign country where the financial account is located ►

8 During 2021, did you receive a distribution from, or were you the grantor of, or transferor to, a foreign trust? If "Yes," you may have to file Form 3520. See instructions

	Yes	No
7a	<input type="checkbox"/>	<input type="checkbox"/>
	<input type="checkbox"/>	<input type="checkbox"/>
b		
8	<input type="checkbox"/>	<input type="checkbox"/>

**SCHEDULE 8812
(Form 1040)**

**Credits for Qualifying Children
and Other Dependents**



OMB No. 1545-0074

2021

Attachment
Sequence No. **47**

Department of the Treasury
Internal Revenue Service (99)

▶ Attach to Form 1040, 1040-SR, or 1040-NR.

▶ Go to www.irs.gov/Schedule8812 for instructions and the latest information.

Name(s) shown on return

RAJACHANDRASEK NARAHARI

Your social security number

757097346

Part I-A Child Tax Credit and Credit for Other Dependents

1	Enter the amount from line 11 of your Form 1040, 1040-SR, or 1040-NR		1	96669
2a	Enter income from Puerto Rico that you excluded	2a		
b	Enter the amounts from lines 45 and 50 of your Form 2555	2b		
c	Enter the amount from line 15 of your Form 4563	2c		
d	Add lines 2a through 2c		2d	
3	Add lines 1 and 2d		3	96669
4a	Number of qualifying children under age 18 with the required social security number	4a	2	
b	Number of children included on line 4a who were under age 6 at the end of 2021	4b	1	
c	Subtract line 4b from line 4a	4c	1	
5	If line 4a is more than zero, enter the amount from the Line 5 Worksheet ; otherwise, enter -0-		5	6600
6	Number of other dependents, including any qualifying children who are not under age 18 or who do not have the required social security number	6		
Caution: Do not include yourself, your spouse, or anyone who is not a U.S. citizen, U.S. national, or U.S. resident alien. Also, do not include anyone you included on line 4a.				
7	Multiply line 6 by \$500		7	
8	Add lines 5 and 7		8	6600
9	Enter the amount shown below for your filing status. • Married filing jointly—\$400,000 } • All other filing statuses—\$200,000 }		9	400000
10	Subtract line 9 from line 3. • If zero or less, enter -0-. • If more than zero and not a multiple of \$1,000, enter the next multiple of \$1,000. For example, if the result is \$425, enter \$1,000; if the result is \$1,025, enter \$2,000, etc. }		10	
11	Multiply line 10 by 5% (0.05)		11	
12	Subtract line 11 from line 8. If zero or less, enter -0-		12	6600
13	Check all the boxes that apply to you (or your spouse if married filing jointly). A Check here if you (or your spouse if married filing jointly) had a principal place of abode in the United States for more than half of 2021 <input checked="" type="checkbox"/> B Check here if you (or your spouse if married filing jointly) were a bona fide resident of Puerto Rico for 2021 <input type="checkbox"/>			

Part I-B Filers Who Check a Box on Line 13

Caution: If you did not check a box on line 13, do not complete Part I-B; instead, skip to Part I-C.

14a	Enter the smaller of line 7 or line 12	14a		
b	Subtract line 14a from line 12	14b		6600
c	If line 14a is zero, enter -0-; otherwise, enter the amount from the Credit Limit Worksheet A	14c		
d	Enter the smaller of line 14a or line 14c	14d		
e	Add lines 14b and 14d	14e		6600
f	Enter the aggregate amount of advance child tax credit payments you (and your spouse if filing jointly) received for 2021. See your Letter(s) 6419 for the amounts to include on this line. If you are missing Letter 6419, see the instructions before entering an amount on this line. If you didn't receive any advance child tax credit payments for 2021, enter -0-	14f		1375
Caution: If the amount on this line doesn't match the aggregate amounts reported to you (and your spouse if filing jointly) on your Letter(s) 6419, the processing of your return will be delayed.				
g	Subtract line 14f from line 14e. If zero or less, enter -0- on lines 14g through 14i and go to Part III	14g		5225
h	Enter the smaller of line 14d or line 14g. This is your credit for other dependents. Enter this amount on line 19 of your Form 1040, 1040-SR, or 1040-NR	14h		
i	Subtract line 14h from line 14g. This is your refundable child tax credit. Enter this amount on line 28 of your Form 1040, 1040-SR, or 1040-NR	14i		5225

Part I-C Filers Who Do Not Check a Box on Line 13

Caution: If you checked a box on line 13, do not complete Part I-C.

15a	Enter the amount from the Credit Limit Worksheet A	15a	
b	Enter the smaller of line 12 or line 15a	15b	
	Additional child tax credit. Complete Parts II-A through II-C if you meet each of the following items.		
	1. You are not filing Form 2555.		
	2. Line 4a is more than zero.		
	3. Line 12 is more than line 15a.		
c	If you completed Parts II-A through II-C, enter the amount from line 27; otherwise, enter -0-	15c	
d	Add lines 15b and 15c	15d	
e	Enter the aggregate amount of advance child tax credit payments you (and your spouse if filing jointly) received for 2021. See your Letter(s) 6419 for the amounts to include on this line. If you are missing Letter 6419, see the instructions before entering an amount on this line. If you didn't receive any advance child tax credit payments for 2021, enter -0-	15e	
	Caution: If the amount on this line doesn't match the aggregate amounts reported to you (and your spouse if filing jointly) on your Letter(s) 6419, the processing of your return will be delayed.		
f	Subtract line 15e from line 15d. If zero or less, enter -0- on lines 15f through 15h and go to Part III	15f	
g	Enter the smaller of line 15b or line 15f. This is your nonrefundable child tax credit and credit for other dependents. Enter this amount on line 19 of your Form 1040, 1040-SR, or 1040-NR.	15g	
h	Subtract line 15g from line 15f. This is your additional child tax credit. Enter this amount on line 28 of your Form 1040, 1040-SR, or 1040-NR	15h	

Part II-A Additional Child Tax Credit (use only if completing Part I-C)

Caution: If you file Form 2555, do not complete Parts II-A through II-C; you cannot claim the additional child tax credit.

Caution: If you checked a box on line 13, do not complete Parts II-A through II-C; you cannot claim the additional child tax credit.

16a	Subtract line 15b from line 12. If zero, skip Parts II-A and II-B and enter -0- on line 27	16a	
b	Number of qualifying children under 18 with the required social security number: _____ x \$1,400. Enter the result. If zero, skip Parts II-A and II-B and enter -0- on line 27	16b	
	TIP: The number of children you use for this line is the same as the number of children you used for line 4a.		
17	Enter the smaller of line 16a or line 16b	17	
18a	Earned income (see instructions)	18a	
b	Nontaxable combat pay (see instructions)	18b	
19	Is the amount on line 18a more than \$2,500? <input type="checkbox"/> No. Leave line 19 blank and enter -0- on line 20. <input type="checkbox"/> Yes. Subtract \$2,500 from the amount on line 18a. Enter the result	19	
20	Multiply the amount on line 19 by 15% (0.15) and enter the result	20	
	Next. On line 16b, is the amount \$4,200 or more? <input type="checkbox"/> No. If line 20 is zero, enter -0- on line 15c. Otherwise, skip Part II-B and enter the smaller of line 17 or line 20 on line 27. <input type="checkbox"/> Yes. If line 20 is equal to or more than line 17, skip Part II-B and enter the amount from line 17 on line 27. Otherwise, go to line 21.		

Part II-B Certain Filers Who Have Three or More Qualifying Children

21	Withheld social security, Medicare, and Additional Medicare taxes from Form(s) W-2, boxes 4 and 6. If married filing jointly, include your spouse's amounts with yours. If your employer withheld or you paid Additional Medicare Tax or tier 1 RRTA taxes, see instructions	21	
22	Enter the total of the amounts from Schedule 1 (Form 1040), line 15; Schedule 2 (Form 1040), line 5; Schedule 2 (Form 1040), line 6; and Schedule 2 (Form 1040), line 13	22	
23	Add lines 21 and 22	23	
24	1040 and 1040-SR filers: Enter the total of the amounts from Form 1040 or 1040-SR, line 27a, and Schedule 3 (Form 1040), line 11. } 1040-NR filers: Enter the amount from Schedule 3 (Form 1040), line 11. }	24	
25	Subtract line 24 from line 23. If zero or less, enter -0-	25	
26	Enter the larger of line 20 or line 25	26	
	Next, enter the smaller of line 17 or line 26 on line 27.		

Part II-C Additional Child Tax Credit

27	Enter this amount on line 15c	27	
-----------	---	-----------	--

Part III Additional Tax (use only if line 14g or line 15f, whichever applies, is zero)

28a	Enter the amount from line 14f or line 15e, whichever applies	28a	
b	Enter the amount from line 14e or line 15d, whichever applies	28b	
29	Excess advance child tax credit payments. Subtract line 28b from line 28a. If zero, stop; you do not owe the additional tax	29	
30	Enter the number of qualifying children taken into account in determining the annual advance amount you received for 2021. See your Letter 6419 for this number. If you are missing your Letter 6419, you are filing a joint return, or you received more than one Letter 6419, see the instructions before entering a number on this line Caution: If the amount on this line doesn't match the number of qualifying children reported to you (and your spouse if filing jointly) on your Letter(s) 6419, the processing of your return will be delayed.	30	
31	Enter the smaller of line 4a or line 30	31	
32	Subtract line 31 from line 30. If zero, skip to line 40 and enter the amount from line 29; otherwise, continue to line 33	32	
33	Enter the amount shown below for your filing status. <ul style="list-style-type: none"> • Married filing jointly or Qualifying widow(er)—\$60,000 • Head of household—\$50,000 • All other filing statuses—\$40,000 	33	
34	Subtract line 33 from line 3. If zero or less, enter -0-	34	
35	Enter the amount from line 33	35	
36	Divide line 34 by line 35. Enter the result as a decimal (rounded to at least three places). If the result is 1.000 or more, enter 1.000	36	
37	Multiply line 32 by \$2,000	37	
38	Multiply line 37 by line 36	38	
39	Subtract line 38 from line 37	39	
40	Subtract line 39 from line 29. If zero or less, enter -0-. This is your additional tax. If more than zero, enter this amount on Schedule 2 (Form 1040), line 19	40	

Health Savings Accounts (HSAs)

Department of the Treasury
Internal Revenue Service

▶ **Attach to Form 1040, 1040-SR, or 1040-NR.**
▶ **Go to www.irs.gov/Form8889 for instructions and the latest information.**

2021
Attachment
Sequence No. **52**

Name(s) shown on Form 1040, 1040-SR, or 1040-NR
RAJACHANDRASEK NARAHARI

Social security number of HSA
beneficiary. If both spouses
have HSAs, see instructions ▶

757097346

Before you begin: Complete Form 8853, Archer MSAs and Long-Term Care Insurance Contracts, if required.

Part I HSA Contributions and Deduction. See the instructions before completing this part. If you are filing jointly and both you and your spouse each have separate HSAs, complete a separate Part I for each spouse.

1	Check the box to indicate your coverage under a high-deductible health plan (HDHP) during 2021. See instructions ▶	<input type="checkbox"/> Self-only	<input checked="" type="checkbox"/> Family
2	HSA contributions you made for 2021 (or those made on your behalf), including those made from January 1, 2022, through April 15, 2022, that were for 2021. Do not include employer contributions, contributions through a cafeteria plan, or rollovers. See instructions	2	0.00
3	If you were under age 55 at the end of 2021 and, on the first day of every month during 2021, you were, or were considered, an eligible individual with the same coverage, enter \$3,600 (\$7,200 for family coverage). All others , see the instructions for the amount to enter	3	7200
4	Enter the amount you and your employer contributed to your Archer MSAs for 2021 from Form 8853, lines 1 and 2. If you or your spouse had family coverage under an HDHP at any time during 2021, also include any amount contributed to your spouse's Archer MSAs	4	0
5	Subtract line 4 from line 3. If zero or less, enter -0-	5	7200
6	Enter the amount from line 5. But if you and your spouse each have separate HSAs and had family coverage under an HDHP at any time during 2021, see the instructions for the amount to enter	6	7200
7	If you were age 55 or older at the end of 2021, married, and you or your spouse had family coverage under an HDHP at any time during 2021, enter your additional contribution amount. See instructions	7	0
8	Add lines 6 and 7	8	7200
9	Employer contributions made to your HSAs for 2021	9	7000
10	Qualified HSA funding distributions	10	0.00
11	Add lines 9 and 10	11	7000
12	Subtract line 11 from line 8. If zero or less, enter -0-	12	200
13	HSA deduction. Enter the smaller of line 2 or line 12 here and on Schedule 1 (Form 1040), Part II, line 13 Caution: If line 2 is more than line 13, you may have to pay an additional tax. See instructions.	13	0

Part II HSA Distributions. If you are filing jointly and both you and your spouse each have separate HSAs, complete a separate Part II for each spouse.

14a	Total distributions you received in 2021 from all HSAs (see instructions)	14a	0
b	Distributions included on line 14a that you rolled over to another HSA. Also include any excess contributions (and the earnings on those excess contributions) included on line 14a that were withdrawn by the due date of your return. See instructions	14b	0
c	Subtract line 14b from line 14a	14c	0
15	Qualified medical expenses paid using HSA distributions (see instructions)	15	0
16	Taxable HSA distributions. Subtract line 15 from line 14c. If zero or less, enter -0-. Also, include this amount in the total on Schedule 1 (Form 1040), Part I, line 8e	16	0
17a	If any of the distributions included on line 16 meet any of the Exceptions to the Additional 20% Tax (see instructions), check here ▶ <input type="checkbox"/>		
b	Additional 20% tax (see instructions). Enter 20% (0.20) of the distributions included on line 16 that are subject to the additional 20% tax. Also, include this amount in the total on Schedule 2 (Form 1040), Part II, line 17c	17b	0




Part III Income and Additional Tax for Failure To Maintain HDHP Coverage. See the instructions before completing this part. If you are filing jointly and both you and your spouse each have separate HSAs, complete a separate Part III for each spouse.

18	Last-month rule	18	
19	Qualified HSA funding distribution	19	
20	Total income. Add lines 18 and 19. Include this amount on Schedule 1 (Form 1040), Part I, line 8z, and enter "HSA" and the amount on the dotted line	20	
21	Additional tax. Multiply line 20 by 10% (0.10). Include this amount in the total on Schedule 2 (Form 1040), Part II, line 17d	21	

Recovery Rebate Credit Worksheet—Line 30

Before you begin: ✓ See the instructions for line 30 to find out if you can take this credit and for definitions and other information needed to fill out this worksheet.
 ✓ If you received Notice 1444-C, have it available.

Don't include on line 13 any amount you received but later returned to the IRS.
 If you can't take the recovery rebate credit, you don't have to repay any amount of EIP 3 on Form 1040 or 1040-SR.

1. Can you be claimed as a dependent on another person's 2021 return? If filing a joint return, go to line 2.
 No. Go to line 2.
 Yes.  You can't take the credit. Don't complete the rest of this worksheet and don't enter any amount on line 30.
2. Does your 2021 return include a social security number that was issued on or before the due date of your 2021 return (including extensions) for you and, if filing a joint return, your spouse?
 Yes. Go to line 6.
 No. If you are filing a joint return, go to line 3.
 If you aren't filing a joint return, go to line 5.
3. Was at least one of you a member of the U.S. Armed Forces at any time during 2021, and does at least one of you have a social security number that was issued on or before the due date of your 2021 return (including extensions)?
 Yes. Your credit is not limited. Go to line 6.
 No. Go to line 4.
4. Does one of you have a social security number that was issued on or before the due date of your 2021 return (including extensions)?
 Yes. Your credit is limited. Go to line 6.
 No. Go to line 5.
5. Do you have any dependents listed in the *Dependents* section on page 1 of Form 1040 or 1040-SR for whom you entered a social security number that was issued on or before the due date of your 2021 return (including extensions) or an adoption taxpayer identification number?
 Yes. Enter zero on line 6 and go to line 7.
 No.  You can't take the credit. Don't complete the rest of this worksheet and don't enter any amount on line 30.
6. Enter:
 - \$1,400 if single, head of household, married filing separately, or qualifying widow(er),
 - \$1,400 if married filing jointly and you answered "Yes" to question 4, or
 - \$2,800 if married filing jointly and you answered "Yes" to question 2 or 3 6. 2800
7. Multiply \$1,400 by the number of dependents listed in the *Dependents* section on page 1 of Form 1040 or 1040-SR for whom you entered a social security number that was issued on or before the due date of your 2021 return (including extensions) or an adoption taxpayer identification number 7. 2800
8. Add lines 6 and 7 8. 5600
9. Is the amount on line 11 of Form 1040 or 1040-SR more than the amount shown below for your filing status?
 - Single or Married filing separately—\$75,000
 - Married filing jointly or qualifying widow(er)—\$150,000
 - Head of household—\$112,500 **Yes.** Enter the amount from line 11 of Form 1040 or 1040-SR and go to line 10 9. _____
 No. Enter the amount from line 8 on line 12 and skip lines 10 and 11.
10. Is line 9 more than the amount shown below for your filing status?
 - Single or married filing separately—\$80,000
 - Married filing jointly or qualifying widow(er)—\$160,000
 - Head of household—\$120,000 **Yes.**  You can't take the credit. Don't complete the rest of this worksheet and don't enter any amount on line 30.
 No. Subtract line 9 from the amount shown above for your filing status. 10. _____
11. Divide line 10 by the amount shown below for your filing status. Enter the result as a decimal (rounded to at least 2 places).
 - Single or married filing separately—\$5,000
 - Married filing jointly or qualifying widow(er)—\$10,000
 - Head of household—\$7,500 11. . . .
12. Multiply line 8 by line 11 12. 5600
13. Enter the amount, if any, of EIP 3 that was issued to you. If filing a joint return, include the amount, if any, of your spouse's EIP 3. You may refer to Notice 1444-C or your tax account information at [IRS.gov/Account](https://www.irs.gov/Account) for the amount to enter here 13. 2800
14. **Recovery rebate credit.** Subtract line 13 from line 12. If zero or less, enter -0-. If line 13 is more than line 12, you don't have to pay back the difference. Enter the result here and, if more than zero, on line 30 of Form 1040 or 1040-SR 14. 2800



Resident Income Tax Return

New York State • New York City • Yonkers • MCTMT

IT-201

For the full year January 1, 2021, through December 31, 2021, or fiscal year beginning ... 21

and ending ...

For help completing your return, see the instructions, Form IT-201-I.

Your first name		MI	Your last name (for a joint return, enter spouse's name on line below)		Your date of birth (mmddyyyy)		Your Social Security number	
Rajachandrasek			NARAHARI		04031979		757097346	
Spouse's first name		MI	Spouse's last name		Spouse's date of birth (mmddyyyy)		Spouse's Social Security number	
Prathibha Bhara			KOMATIREDDY		07301984		740645317	
Mailing address (see instructions, page 12) (number and street or PO Box)					Apartment number		New York State county of residence	
1525 STATION CENTER BLVD					202		Erie	
City, village, or post office			State	ZIP code	Country		School district name	
SUWANEE			GA	30024	UNITED STATES		Williamsville	
Taxpayer's permanent home address (see instructions, page 12) (number and street or rural route)					Apartment number		School district code number	
							706	
City, village, or post office			State	ZIP code	Taxpayer's date of death (mmddyyyy)		Spouse's date of death (mmddyyyy)	
			NY					

A Filing status

(mark an X in one box):

- ① Single
- ② Married filing joint return (enter spouse's Social Security number above)
- ③ Married filing separate return (enter spouse's Social Security number above)
- ④ Head of household (with qualifying person)
- ⑤ Qualifying widow(er)

B Did you itemize your deductions on your 2021 federal income tax return? Yes No

C Can you be claimed as a dependent on another taxpayer's federal return? Yes No

D1 Did you have a financial account located in a foreign country? (see page 13) Yes No

D2 Were you required to report any nonqualified deferred compensation, as required by IRC § 457A, on your 2021 federal return? (see page 13) Yes No

E (1) Did you or your spouse maintain living quarters in NYC during 2021? (see page 13) .. Yes No
 (2) Enter the number of days spent in NYC in 2021 (any part of a day spent in NYC is considered a day).....

F NYC residents and NYC part-year residents only (see page 13):
 (1) Number of months you lived in NYC in 2021

(2) Number of months your spouse lived in NYC in 2021

G Enter your 2-character special condition code(s) if applicable (see page 13)

H Dependent information (see page 14)

First name	MI	Last name	Relationship	Social Security number	Date of birth (mmddyyyy)
Pragnay Reddy		Narahari	SON	891146725	02022021
Anish Reddy		Narahari	SON	333270233	06162015

If more than 7 dependents, mark an X in the box.



Your Social Security number
757097346

Federal income and adjustments (see page 14)

Whole dollars only

1	Wages, salaries, tips, etc.	1	84215 .00
2	Taxable interest income	2	354 .00
3	Ordinary dividends	3	.00
4	Taxable refunds, credits, or offsets of state and local income taxes (also enter on line 25)	4	.00
5	Alimony received	5	.00
6	Business income or loss (submit a copy of federal Schedule C, Form 1040)	6	.00
7	Capital gain or loss (if required, submit a copy of federal Schedule D, Form 1040)	7	.00
8	Other gains or losses (submit a copy of federal Form 4797)	8	.00
9	Taxable amount of IRA distributions. If received as a beneficiary, mark an X in the box .. <input type="checkbox"/>	9	.00
10	Taxable amount of pensions and annuities. If received as a beneficiary, mark an X in the box <input type="checkbox"/>	10	.00
11	Rental real estate, royalties, partnerships, S corporations, trusts, etc. (submit copy of federal Schedule E, Form 1040)	11	.00
12	Rental real estate included in line 11	12	.00
13	Farm income or loss (submit a copy of federal Schedule F, Form 1040)	13	.00
14	Unemployment compensation	14	.00
15	Taxable amount of Social Security benefits (also enter on line 27)	15	.00
16	Other income (see page 14) Identify: FORM 1099 NEC INCOME 12100	16	12100 .00
17	Add lines 1 through 11 and 13 through 16	17	96669 .00
18	Total federal adjustments to income (see page 14) Identify:	18	.00
19	Federal adjusted gross income (subtract line 18 from line 17)	19	96669 .00
19a	Recomputed federal adjusted gross income (see page 14, Line 19a worksheet)	19a	96669 .00

New York additions (see page 15)

20	Interest income on state and local bonds and obligations (but not those of NYS or its local governments)	20	.00
21	Public employee 414(h) retirement contributions from your wage and tax statements (see page 15)	21	.00
22	New York's 529 college savings program distributions (see page 15)	22	.00
23	Other (Form IT-225, line 9)	23	.00
24	Add lines 19a through 23	24	96669 .00

New York subtractions (see page 16)

25	Taxable refunds, credits, or offsets of state and local income taxes (from line 4)	25	.00
26	Pensions of NYS and local governments and the federal government (see page 16)	26	.00
27	Taxable amount of Social Security benefits (from line 15) ...	27	.00
28	Interest income on U.S. government bonds	28	.00
29	Pension and annuity income exclusion (see page 17)	29	.00
30	New York's 529 college savings program deduction/earnings	30	.00
31	Other (Form IT-225, line 18)	31	.00
32	Add lines 25 through 31	32	.00
33	New York adjusted gross income (subtract line 32 from line 24)	33	96669 .00

Standard deduction or itemized deduction (see page 19)

34	Enter your standard deduction (table on page 19) or your itemized deduction (from Form IT-196) Mark an X in the appropriate box: <input checked="" type="checkbox"/> Standard - or - <input type="checkbox"/> Itemized	34	16050 .00
35	Subtract line 34 from line 33 (if line 34 is more than line 33, leave blank)	35	80619 .00
36	Dependent exemptions (enter the number of dependents listed in item H; see page 19)	36	2000 .00
37	Taxable income (subtract line 36 from line 35)	37	78619 .00



Name(s) as shown on page 1
RAJACHANDRASEK NARAHARI

Your Social Security number
757097346

Tax computation, credits, and other taxes

38 Taxable income (from line 37 on page 2)	38	78619 .00
39 NYS tax on line 38 amount (see page 20)	39	4219 .00
40 NYS household credit (page 20, table 1, 2, or 3)	40	.00
41 Resident credit (see page 21)	41	.00
42 Other NYS nonrefundable credits (Form IT-201-ATT, line 7) ...	42	.00
43 Add lines 40, 41, and 42	43	.00
44 Subtract line 43 from line 39 (if line 43 is more than line 39, leave blank)	44	4219 .00
45 Net other NYS taxes (Form IT-201-ATT, line 30)	45	.00
46 Total New York State taxes (add lines 44 and 45)	46	4219 .00

New York City and Yonkers taxes, credits, and surcharges, and MCTMT

47 NYC taxable income (see page 21).....	47	.00
47a NYC resident tax on line 47 amount (see page 21).....	47a	.00
48 NYC household credit (page 21)	48	.00
49 Subtract line 48 from line 47a (if line 48 is more than line 47a, leave blank)	49	.00
50 Part-year NYC resident tax (Form IT-360.1)	50	.00
51 Other NYC taxes (Form IT-201-ATT, line 34)	51	.00
52 Add lines 49, 50, and 51	52	.00
53 NYC nonrefundable credits (Form IT-201-ATT, line 10)	53	.00
54 Subtract line 53 from line 52 (if line 53 is more than line 52, leave blank)	54	.00
54a MCTMT net earnings base	54a	.00
54b MCTMT	54b	.00
55 Yonkers resident income tax surcharge (see page 24)	55	.00
56 Yonkers nonresident earnings tax (Form Y-203)	56	.00
57 Part-year Yonkers resident income tax surcharge (Form IT-360.1)	57	.00
58 Total New York City and Yonkers taxes / surcharges and MCTMT (add lines 54 and 54b through 57) ..	58	.00
59 Sales or use tax (see page 25; do not leave line 59 blank)	59	0 .00
60 Voluntary contributions (Form IT-227, Part 2, line 1)	60	.00
61 Total New York State, New York City, Yonkers, and sales or use taxes, MCTMT, and voluntary contributions (add lines 46, 58, 59, and 60)	61	4219 .00

See instructions on pages 21 through 24 to compute New York City and Yonkers taxes, credits, and surcharges, and MCTMT.



Your Social Security number
757097346

62 Enter amount from line 61 **62** 4219 .00

Payments and refundable credits (see pages 26 through 29)

63 Empire State child credit	63	330 .00	
64 NYS/NYC child and dependent care credit	64	.00	
65 NYS earned income credit (EIC)	65	.00	
66 NYS noncustodial parent EIC	66	.00	
67 Real property tax credit	67	.00	
68 College tuition credit	68	.00	
69 NYC school tax credit (fixed amount) (also complete F on page 1)	69	.00	
69a NYC school tax credit (rate reduction amount)	69a	.00	
70 NYC earned income credit	70	.00	
70a This line intentionally left blank	70a		
71 Other refundable credits (Form IT-201-ATT, line 18)	71	.00	If applicable, complete Form(s) IT-2 and/or IT-1099-R and submit them with your return (see page 11).
72 Total New York State tax withheld	72	4554 .00	
73 Total New York City tax withheld	73	.00	Do not send federal Form W-2 with your return.
74 Total Yonkers tax withheld	74	.00	
75 Total estimated tax payments and amount paid with Form IT-370	75	.00	
76 Total payments (add lines 63 through 75)	76	4884 .00	

Your refund, amount you owe, and account information (see pages 30 through 32)

77 Amount overpaid (if line 76 is more than line 62, subtract line 62 from line 76; see page 30)	77	665 .00
78 Amount of line 77 available for refund (subtract line 79 from line 77)	78	665 .00
TIP: Use this amount to check your refund status online.		
78a Amount of line 78 that you want to deposit into a NYS 529 account (Form IT-195, line 4) (also submit Form IT-195)	78a	.00
78b Total refund after NYS 529 account deposit (subtract line 78a from line 78)	78b	665 .00

Mark one refund choice: direct deposit to checking or savings account (fill in line 83) - or - paper check

Refund? Direct deposit is the easiest, fastest way to get your refund.

See page 31 for payment options.

79 Amount of line 77 that you want applied to your 2022 estimated tax (see instructions)	79	.00
80 Amount you owe (if line 76 is less than line 62, subtract line 76 from line 62). To pay by electronic funds withdrawal, mark an X in the box <input type="checkbox"/> and fill in lines 83 and 84. If you pay by check or money order you must complete Form IT-201-V and mail it with your return.	80	.00
81 Estimated tax penalty (include this amount in line 80 or reduce the overpayment on line 77; see page 31)	81	.00
82 Other penalties and interest (see page 31)	82	.00

See page 34 for the proper assembly of your return.

83 Account information for direct deposit or electronic funds withdrawal (see page 32). If the funds for your payment (or refund) would come from (or go to) an account outside the U.S., mark an X in this box (see pg. 32)

83a Account type: Personal checking - or - Personal savings - or - Business checking - or - Business savings

83b Routing number 064000020 83c Account number 444007770672

84 Electronic funds withdrawal (see page 32) Date _____ Amount _____ .00

Third-party designee? (see instr.) Yes <input type="checkbox"/> No <input type="checkbox"/>	Print designee's name	Designee's phone number ()	Personal identification number (PIN)
	Email:		

▼ Paid preparer must complete ▼ (see instructions)	Preparer's NYTPRIN	NYTPRIN excl. code
Preparer's signature	Preparer's printed name	
Firm's name (or yours, if self-employed)	Preparer's PTIN or SSN	
Address	Employer identification number	
	Date	
Email:		

▼ Taxpayer(s) must sign here ▼
Your signature
Your occupation APPLICATIONS DEV SPECIALIST
Spouse's signature and occupation (if joint return) HOME MAKER
Date
Daytime phone number (716) 277 6343
Email: prathibardy@gmail.com





Claim for Empire State Child Credit

Tax Law – Section 606(c-1)

Submit this form with Form IT-201 or IT-203.

Step 1 – Enter identifying information

Your name as shown on return	Your Social Security number (SSN)
RAJACHANDRASEK NARAHARI	757097346
Spouse's name	Spouse's SSN
PRATHIBHA BHARATHI KOMATIREDDY	740645317

Step 2 – Determine eligibility

- Were you (and your spouse if filing a joint New York State return) New York State residents for **all** of 2021? Yes No
If you marked an **X** in the **No** box, **stop**; you do not qualify for this credit.
- Did you claim the federal child tax credit, additional child tax credit, or credit for other dependents in 2021? Yes No
- Is your NY recomputed federal adjusted gross income on Form IT-201, line 19a (*see instructions*)
 - \$110,000 or less and your filing status is ② married filing joint return;
 - \$75,000 or less and your filing status is ① single, ④ head of household, or ⑤ qualifying widow(er); **or**
 - \$55,000 or less and your filing status is ③ married filing separate return? Yes No
 If you marked an **X** in the **No** box at both lines 2 and 3, **stop**; you do not qualify for this credit.
- Enter the number of children who qualify for the **federal** child tax credit, additional child tax credit, or credit for other dependents (*see instructions*)
- Enter the number of children from line 4 that were **at least four but less than 17** years of age on December 31, 2021
If you entered **0** on line 5, **stop**; you do not qualify for this credit (*see instructions*).

Step 3 – Enter child information

List below the name, SSN or individual taxpayer identification number (ITIN), and date of birth for each child included on line 4.

First name	MI	Last name	Suffix	SSN or ITIN	Date of birth (mmddyyyy)
PRAGNAY REDDY		NARAHARI		891146725	02022021
ANISH REDDY		NARAHARI		333270233	06162015

Use Form IT-213-ATT if you have additional children to report (*see instructions*).



Step 4 – Compute credit

If you answered **Yes** to question 2, you must complete Worksheet A or B and Worksheet C beginning on page 2 of the instructions before you continue with line 6.

If you answered **No** to question 2, skip lines 6 through 12, and enter **0** on line 13; continue with line 14.

	Whole dollars only	
6 Enter the amount from Worksheet A, line 10 or Worksheet B, line 13 (see instructions)	6	2000.00
7 Enter your additional child tax credit amount from Worksheet C (see instructions)	7	.00
8 Add lines 6 and 7.....	8	2000.00

If the amount on line 8 is zero, skip lines 9 through 12, and enter **0** on line 13; continue with line 14.
 If the amount on line 8 is more than zero, continue with line 9.

9 Enter the number of children from line 4	9	2
10 Divide line 8 by line 9	10	1000.00
11 Enter the number of children from line 5	11	1
12 Multiply line 10 by line 11.....	12	1000.00
13 Multiply line 12 by 33% (.33)	13	330.00

If you marked the **No** box on line 3, skip lines 14 and 15, and enter the amount from line 13 on line 16.
All others continue with line 14.

14 Enter the number of children from line 5	14	1
15 Multiply line 14 by 100.....	15	100.00
16 Empire State child credit (enter the amount from line 13 or line 15, whichever is greater)	16	330.00

If you filed a joint federal return but are required to file separate New York State returns, continue with lines 17 and 18. All others enter the line 16 amount on Form IT-201, line 63.

Step 5 – Spouses required to file separate New York State returns (see instructions)

17 Enter the full-year resident spouse's share of the line 16 amount; do not leave line 17 blank	17	.00
Enter here and on Form IT-201, line 63.		
18 Enter the part-year resident or nonresident spouse's share of the line 16 amount; do not leave line 18 blank	18	.00
Enter the line 18 amount and code 213 on Form IT-203-ATT, line 12.		





New York State requires this income tax return to be filed electronically.

New York State law requires income tax returns prepared using software to be e-filed. Because this New York State tax return was prepared using software, you **MUST** file it electronically.

Besides being the law, e-filing has many advantages:

- Taxpayers using e-file get their New York State refunds **twice** as fast as paper filers.
- E-filing is fast, easy, and secure.
- There are no additional costs for e-filing. Once you've paid for your New York State tax preparation software, you're entitled to **FREE** e-filing of your New York State return.

Most New Yorkers enjoy the benefits of e-filing.

Questions?

Visit our website for more information about New York's e-file mandate.



Summary of W-2 Statements

New York State • New York City • Yonkers

Do not detach or separate the W-2 Records below. File Form IT-2 as an entire page with your return. See instructions on the back.

W-2 Record 1

Box a Employee's Social Security number for this W-2 Record

757097346

Box b Employer identification number (EIN)

061249050

Box c Employer's information

Employer's name			
LINDE INC			
Employer's address (number and street)			
10 RIVERVIEW DRIVE			
City	State	ZIP code	Country (if not United States)
DANBURY	CT	06810	

Box 1 Wages, tips, other compensation

84215.00

Box 8 Allocated tips

.00

Box 10 Dependent care benefits

.00

Box 11 Nonqualified plans

.00

Box 12a Amount

22775.00

Code

D | D

Box 12b Amount

7000.00

Code

W |

Box 12c Amount

19500.00

Code

D |

Box 12d Amount

.00

Code

| |

Box 14a Amount

385.00

Description

NYPFL

Box 14b Amount

.00

Description

Box 14c Amount

.00

Description

Box 14d Amount

.00

Description

Box 13 Statutory employee

Retirement plan

Third-party sick pay

Corrected (W-2c)

NY State information:

Box 15a NY State

N | Y

Box 16a NYS wages, tips, etc.

84215.00

Box 17a NYS income tax withheld

4554.00

Other state information:

Box 15b other state

| |

Box 16b Other state wages, tips, etc.

.00

Box 17b Other state income tax withheld

.00

NYC and Yonkers information (see instr.):

Box 18 Local wages, tips, etc.

Locality a	.00
Locality b	.00

Box 19 Local income tax withheld

Locality a	.00
Locality b	.00

Box 20 Locality name

Locality a	
Locality b	

Do not detach. W-2 Record 2

Box a Employee's Social Security number for this W-2 Record

Box b Employer identification number (EIN)

Box c Employer's information

Employer's name			
Employer's address (number and street)			
City	State	ZIP code	Country (if not United States)

Box 1 Wages, tips, other compensation

.00

Box 8 Allocated tips

.00

Box 10 Dependent care benefits

.00

Box 11 Nonqualified plans

.00

Box 12a Amount

.00

Code

| |

Box 12b Amount

.00

Code

| |

Box 12c Amount

.00

Code

| |

Box 12d Amount

.00

Code

| |

Box 14a Amount

.00

Description

Box 14b Amount

.00

Description

Box 14c Amount

.00

Description

Box 14d Amount

.00

Description

Box 13 Statutory employee

Retirement plan

Third-party sick pay

Corrected (W-2c)

NY State information:

Box 15a NY State

N | Y

Box 16a NYS wages, tips, etc.

.00

Box 17a NYS income tax withheld

.00

Other state information:

Box 15b other state

| |

Box 16b Other state wages, tips, etc.

.00

Box 17b Other state income tax withheld

.00

NYC and Yonkers information (see instr.):

Box 18 Local wages, tips, etc.

Locality a	.00
Locality b	.00

Box 19 Local income tax withheld

Locality a	.00
Locality b	.00

Box 20 Locality name

Locality a	
Locality b	



Instructions

General instructions

Who must file this form – You must complete Form IT-2, *Summary of W-2 Statements*, if you file a New York State (NYS) income tax return and you received federal Form(s) W-2, *Wage and Tax Statement*. Complete one *W-2 Record* section for **each** federal Form W-2 you (and if filing jointly, your spouse) received even if your federal Form W-2 does not show any NYS, New York City (NYC), or Yonkers wages or tax withheld.

If you received foreign earned income but did not receive a federal Form W-2 you must also complete Form IT-2. *Foreign earned income* includes, but is not limited to salaries, wages, commissions, bonuses, professional fees, certain noncash income, and allowances or reimbursements.

Specific instructions

How to complete each W-2 Record – each box in the *W-2 Record* corresponds to a similarly named or numbered box or area on federal Form W-2. Enter the amount, code, or description provided on your federal Form W-2 in the corresponding boxes in the *W-2 Record*. Enter only the information requested on Form IT-2. Complete additional Forms IT-2 if necessary.

Multiple W-2 Records for one federal Form W-2 – If your federal Form W-2 shows more than four items in box 12 or box 14, complete an additional *W-2 Record*. Fill in boxes **a**, **b**, and **c** with the same information as on the first *W-2 Record* for the same federal Form W-2. Then enter the additional items in box 12 or box 14. Do not fill in additional *W-2 Records* to report withholding by more than one other state for the same wages.

Entering whole dollar amounts – When entering amounts, enter **whole dollar amounts only** (zeros have been preprinted). Use the following rounding rules when entering your amounts; drop amounts below 50 cents and increase amounts from 50 to 99 cents to the next dollar. For example, \$1.39 becomes \$1 and \$2.50 becomes \$3.

Enter in box **a** your entire 9-digit SSN (or your spouse's SSN) depending on whose federal Form W-2 it is. Enter in boxes **b** and **c** the EIN and employer's name and address (including ZIP code) as they appear on the federal Form W-2. Filers with foreign earned income: if the employer's identification number exceeds the space allowed, leave box **b** blank.

Box 1 – Enter federal wages, tips, and other compensation shown in Box 1 of federal Form W-2.

Boxes 8, 10, and 11 – If applicable, enter the amounts from federal Form W-2 for allocated tips, dependent care benefits, and nonqualified plans.

Boxes 12a through 12d – Enter the amount(s) and code(s), if any, shown in the corresponding boxes on federal Form W-2 (such as code J, *nontaxable sick pay*, or code AA, *designated Roth contributions under a section 401(k) plan*, etc.). If there are more than four coded amounts, see *Multiple W-2 Records for one federal Form W-2* above.

Box 13 – If your federal Form W-2 has a check mark in any of the following boxes: *Statutory employee*, *Retirement plan*, or *Third-party sick pay*, mark an **X** in the corresponding box of the *W-2 Record*. Otherwise, leave blank.

Corrected (W-2c) box – Mark an **X** in this box if the *W-2 Record* is for a federal Form W-2c, *Corrected Wage and Tax Statement*. Enter the corrected information from the W-2c in addition to all other requested information from your federal Form W-2.

Boxes 14a through 14d – Enter the amount(s) and description(s), if any, shown in box 14 of federal Form W-2 (such as 414(h) or IRC 125 contributions, union dues, or uniform allowances, etc.). If there are more than four amounts and descriptions, see *Multiple W-2 Records for one federal Form W-2* above.

Boxes 15a through 17a (NYS only) – Complete **only for New York State** wage and withholding information (the corresponding box 15a has been prefilled with NY). Enter in box 16a the New York State wages exactly as reported on federal Form W-2. Enter in box 17a the NYS withholding, labeled as *State income tax* on federal Form W-2. If you have no New York State wages or withholding, leave boxes 16a and 17a blank.

Boxes 15b through 17b (Other state information) – If the federal Form W-2 has wages and withholding for a state other than New York, complete boxes 15b, 16b, and 17b with the corresponding W-2 box information for the other state information **only**.

Boxes 18 through 20 (NYC or Yonkers only) – Complete the locality boxes 18 through 20 only for NYC or Yonkers (or both) wages and withholding, if reported on federal Form W-2. Do not enter locality information from any other state. If applicable, enter in the *Locality a* boxes the local wages, income tax, and locality name (write **NYC** for New York City or **Yonkers** for Yonkers) from Form W-2. To report both localities, enter the other local wages, income tax, and locality name (**NYC** or **Yonkers**) in the *Locality b* boxes.

Transfer the tax withheld amounts to your income tax return. Include the total NYS tax withheld amounts, the total NYC tax withheld amounts, and the total Yonkers tax withheld amounts from all your Form(s) IT-2 as follows:

- **NYS tax withheld** – Include on Form IT-201, line 72; Form IT-203, line 62; or Form IT-205, line 34.
- **NYC tax withheld** – Include on Form IT-201, line 73; Form IT-203, line 63; or Form IT-205, line 35.
- **Yonkers tax withheld** – Include on Form IT-201, line 74; Form IT-203, line 64; or Form IT-205, line 36.

Submit Form(s) IT-2 (as an entire page; do not separate records; however, you do not need to submit instructions from the back page) with your New York State income tax return. **Do not submit your federal Form(s) W-2**; keep them for your records. See the instructions for Form IT-201, IT-203, or IT-205 for information on assembling your return.

