

IRS e-file Signature Authorization

▶ **ERO must obtain and retain completed Form 8879.**
▶ **Go to www.irs.gov/Form8879 for the latest information.**

Submission Identification Number (SID) ▶

Taxpayer's name RAJA CHANDRASEKHAR R NARAHARI	Social security number 757-09-7346
Spouse's name PRATHIBHA BHARATHI KOMATIREDDY	Spouse's social security number 740-64-5317

Part I Tax Return Information — Tax Year Ending December 31, 2023 (Enter year you are authorizing.)

Enter whole dollars only on lines 1 through 5.

Note: Form 1040-SS filers use line 4 only. Leave lines 1, 2, 3, and 5 blank.

1 Adjusted gross income	1	126,960.
2 Total tax	2	956.
3 Federal income tax withheld from Form(s) W-2 and Form(s) 1099	3	7,736.
4 Amount you want refunded to you	4	6,780.
5 Amount you owe	5	

Part II Taxpayer Declaration and Signature Authorization (Be sure you get and keep a copy of your return)

Under penalties of perjury, I declare that I have examined a copy of the income tax return (original or amended) I am now authorizing, and to the best of my knowledge and belief, it is true, correct, and complete. I further declare that the amounts in Part I above are the amounts from the income tax return (original or amended) I am now authorizing. I consent to allow my intermediate service provider, transmitter, or electronic return originator (ERO) to send my return to the IRS and to receive from the IRS (a) an acknowledgement of receipt or reason for rejection of the transmission, (b) the reason for any delay in processing the return or refund, and (c) the date of any refund. If applicable, I authorize the U.S. Treasury and its designated Financial Agent to initiate an ACH electronic funds withdrawal (direct debit) entry to the financial institution account indicated in the tax preparation software for payment of my federal taxes owed on this return and/or a payment of estimated tax, and the financial institution to debit the entry to this account. This authorization is to remain in full force and effect until I notify the U.S. Treasury Financial Agent to terminate the authorization. To revoke (cancel) a payment, I must contact the U.S. Treasury Financial Agent at 1-888-353-4537. Payment cancellation requests must be received no later than 2 business days prior to the payment (settlement) date. I also authorize the financial institutions involved in the processing of the electronic payment of taxes to receive confidential information necessary to answer inquiries and resolve issues related to the payment. I further acknowledge that the personal identification number (PIN) below is my signature for the income tax return (original or amended) I am now authorizing and, if applicable, my Electronic Funds Withdrawal Consent.

Taxpayer's PIN: check one box only

- I authorize GLOBAL TAXES LLC to enter or generate my PIN

9	7	3	4	6
---	---	---	---	---

 as my signature on the income tax return (original or amended) I am now authorizing.
ERO firm name
Enter five digits, but don't enter all zeros
- I will enter my PIN as my signature on the income tax return (original or amended) I am now authorizing. Check this box **only** if you are entering your own PIN **and** your return is filed using the Practitioner PIN method. The ERO must complete Part III below.

Your signature ▶ Raja Narahari Date ▶ 02/28/2024

Spouse's PIN: check one box only

- I authorize GLOBAL TAXES LLC to enter or generate my PIN

4	5	3	1	7
---	---	---	---	---

 as my signature on the income tax return (original or amended) I am now authorizing.
ERO firm name
Enter five digits, but don't enter all zeros
- I will enter my PIN as my signature on the income tax return (original or amended) I am now authorizing. Check this box **only** if you are entering your own PIN **and** your return is filed using the Practitioner PIN method. The ERO must complete Part III below.

Spouse's signature ▶ Prathibha Komatireddy Date ▶ 02/28/2024

Practitioner PIN Method Returns Only—continue below

Part III Certification and Authentication — Practitioner PIN Method Only

ERO's EFIN/PIN. Enter your six-digit EFIN followed by your five-digit self-selected PIN.

2	2	2	4	9	6	6	1	9	8	9
---	---	---	---	---	---	---	---	---	---	---

Don't enter all zeros

I certify that the above numeric entry is my PIN, which is my signature for the electronic individual income tax return (original or amended) I am now authorized to file for tax year indicated above for the taxpayer(s) indicated above. I confirm that I am submitting this return in accordance with the requirements of the Practitioner PIN method and **Pub. 1345**, Handbook for Authorized IRS e-file Providers of Individual Income Tax Returns.

ERO's signature ▶ _____ Date ▶ _____

ERO Must Retain This Form — See Instructions
Don't Submit This Form to the IRS Unless Requested To Do So

For the year Jan. 1–Dec. 31, 2023, or other tax year beginning , 2023, ending , 20
Your first name and middle initial RAJA CHANDRASEKHAR R Last name NARAHARI Your social security number 757 09 7346
If joint return, spouse's first name and middle initial PRATHIBHA BHARATHI Last name KOMATIREDDY Spouse's social security number 740 64 5317
Home address (number and street). If you have a P.O. box, see instructions. Apt. no. 5120 WATERS CT Presidential Election Campaign
City, town, or post office. If you have a foreign address, also complete spaces below. State ZIP code CUMMING GA 30028 Check here if you, or your spouse if filing jointly, want \$3 to go to this fund. Checking a box below will not change your tax or refund.
Foreign country name Foreign province/state/country Foreign postal code [] You [] Spouse

Filing Status [] Single [] Head of household (HOH) [X] Married filing jointly (even if only one had income) [] Married filing separately (MFS) [] Qualifying surviving spouse (QSS)
Check only one box. If you checked the MFS box, enter the name of your spouse. If you checked the HOH or QSS box, enter the child's name if the qualifying person is a child but not your dependent:

Digital Assets At any time during 2023, did you: (a) receive (as a reward, award, or payment for property or services); or (b) sell, exchange, or otherwise dispose of a digital asset (or a financial interest in a digital asset)? (See instructions.) [] Yes [X] No

Standard Deduction Someone can claim: [] You as a dependent [] Your spouse as a dependent [] Spouse itemizes on a separate return or you were a dual-status alien

Age/Blindness You: [] Were born before January 2, 1959 [] Are blind Spouse: [] Was born before January 2, 1959 [] Is blind

Table with 5 columns: (1) First name Last name, (2) Social security number, (3) Relationship to you, (4) Check the box if qualifies for (see instructions): Child tax credit, Credit for other dependents. Rows include ANISH REDDY NARAHARI and PRAGNAY REDDY NARAHARI.

Income table with columns 1a-1z and 2a-6b. Rows include Total amount from Form(s) W-2, Household employee wages, Tip income, Medicaid waiver payments, Taxable dependent care benefits, Employer-provided adoption benefits, Wages from Form 8919, Other earned income, Nontaxable combat pay election, Add lines 1a through 1h, Tax-exempt interest, Qualified dividends, IRA distributions, Pensions and annuities, Social security benefits, Capital gain or (loss), Additional income from Schedule 1, Adjustments to income from Schedule 1, Subtract line 10 from line 9, Standard deduction or itemized deductions, Qualified business income deduction, Add lines 12 and 13, Subtract line 14 from line 11.

Tax and Credits	16	Tax (see instructions). Check if any from Form(s): 1 <input type="checkbox"/> 8814 2 <input type="checkbox"/> 4972 3 <input type="checkbox"/> _____	16	12,456.
	17	Amount from Schedule 2, line 3	17	
	18	Add lines 16 and 17	18	12,456.
	19	Child tax credit or credit for other dependents from Schedule 8812	19	4,000.
	20	Amount from Schedule 3, line 8	20	7,500.
	21	Add lines 19 and 20	21	11,500.
	22	Subtract line 21 from line 18. If zero or less, enter -0-	22	956.
	23	Other taxes, including self-employment tax, from Schedule 2, line 21	23	0.
24	Add lines 22 and 23. This is your total tax	24	956.	

Payments	25	Federal income tax withheld from:		
	a	Form(s) W-2	25a	7,736.
	b	Form(s) 1099	25b	
	c	Other forms (see instructions)	25c	
	d	Add lines 25a through 25c	25d	7,736.
	26	2023 estimated tax payments and amount applied from 2022 return	26	
	27	Earned income credit (EIC)	27	
	28	Additional child tax credit from Schedule 8812	28	
	29	American opportunity credit from Form 8863, line 8	29	
	30	Reserved for future use	30	
31	Amount from Schedule 3, line 15	31		
32	Add lines 27, 28, 29, and 31. These are your total other payments and refundable credits	32		
33	Add lines 25d, 26, and 32. These are your total payments	33	7,736.	

Refund	34	If line 33 is more than line 24, subtract line 24 from line 33. This is the amount you overpaid	34	6,780.
	35a	Amount of line 34 you want refunded to you . If Form 8888 is attached, check here <input type="checkbox"/>	35a	6,780.
	b	Routing number 064000020 c Type: <input checked="" type="checkbox"/> Checking <input type="checkbox"/> Savings		
	d	Account number 444007770672		
36	Amount of line 34 you want applied to your 2024 estimated tax	36		

Amount You Owe	37	Subtract line 33 from line 24. This is the amount you owe . For details on how to pay, go to www.irs.gov/Payments or see instructions	37	
	38	Estimated tax penalty (see instructions)	38	

Third Party Designee Do you want to allow another person to discuss this return with the IRS? See instructions **Yes.** Complete below. **No**

Designee's name _____ Phone no. _____ Personal identification number (PIN) _____

Sign Here Under penalties of perjury, I declare that I have examined this return and accompanying schedules and statements, and to the best of my knowledge and belief, they are true, correct, and complete. Declaration of preparer (other than taxpayer) is based on all information of which preparer has any knowledge.

Your signature	Date	Your occupation APPLICATIONS DEV SPECIALI	If the IRS sent you an Identity Protection PIN, enter it here (see inst.)
Spouse's signature. If a joint return, both must sign.	Date	Spouse's occupation HOME MAKER	If the IRS sent your spouse an Identity Protection PIN, enter it here (see inst.)
Phone no. (716) 277-6343	Email address NRCSREDDY@GMAIL.COM		

Paid Preparer Use Only

Preparer's name VENKATA SAI PAVAN KUMAR DUDIPALLI	Preparer's signature VENKATA SAI PAVAN KUMAR DUDIPALLI	Date	PTIN P02470833	Check if: <input type="checkbox"/> Self-employed
Firm's name GLOBAL TAXES LLC	Firm's address 245 ROONEY CT E BRUNSWICK NJ 08816		Phone no. (678) 965-9522	Firm's EIN 88-2145487

**SCHEDULE 1
(Form 1040)**

Department of the Treasury
Internal Revenue Service

Additional Income and Adjustments to Income

Attach to Form 1040, 1040-SR, or 1040-NR.

Go to www.irs.gov/Form1040 for instructions and the latest information.

OMB No. 1545-0074

2023

Attachment
Sequence No. **01**

Name(s) shown on Form 1040, 1040-SR, or 1040-NR

R NARAHARI & P KOMATIREDDY

Your social security number

757-09-7346

Part I Additional Income

1	Taxable refunds, credits, or offsets of state and local income taxes	1	
2a	Alimony received	2a	
b	Date of original divorce or separation agreement (see instructions): _____		
3	Business income or (loss). Attach Schedule C	3	-28,392.
4	Other gains or (losses). Attach Form 4797	4	
5	Rental real estate, royalties, partnerships, S corporations, trusts, etc. Attach Schedule E	5	
6	Farm income or (loss). Attach Schedule F	6	
7	Unemployment compensation	7	
8	Other income:		
a	Net operating loss	8a	()
b	Gambling	8b	
c	Cancellation of debt	8c	
d	Foreign earned income exclusion from Form 2555	8d	()
e	Income from Form 8853	8e	
f	Income from Form 8889	8f	
g	Alaska Permanent Fund dividends	8g	
h	Jury duty pay	8h	
i	Prizes and awards	8i	
j	Activity not engaged in for profit income	8j	
k	Stock options	8k	
l	Income from the rental of personal property if you engaged in the rental for profit but were not in the business of renting such property	8l	
m	Olympic and Paralympic medals and USOC prize money (see instructions)	8m	
n	Section 951(a) inclusion (see instructions)	8n	
o	Section 951A(a) inclusion (see instructions)	8o	
p	Section 461(l) excess business loss adjustment	8p	
q	Taxable distributions from an ABLE account (see instructions)	8q	
r	Scholarship and fellowship grants not reported on Form W-2	8r	
s	Nontaxable amount of Medicaid waiver payments included on Form 1040, line 1a or 1d	8s	()
t	Pension or annuity from a nonqualified deferred compensation plan or a nongovernmental section 457 plan	8t	
u	Wages earned while incarcerated	8u	
z	Other income. List type and amount: _____		
	Nonemployee compensation from 1099-NEC 53,423.	8z	53,423.
9	Total other income. Add lines 8a through 8z	9	53,423.
10	Combine lines 1 through 7 and 9. This is your additional income . Enter here and on Form 1040, 1040-SR, or 1040-NR, line 8	10	25,031.

For Paperwork Reduction Act Notice, see your tax return instructions.

Schedule 1 (Form 1040) 2023

Part II Adjustments to Income

11	Educator expenses		11
12	Certain business expenses of reservists, performing artists, and fee-basis government officials. Attach Form 2106		12
13	Health savings account deduction. Attach Form 8889		13
14	Moving expenses for members of the Armed Forces. Attach Form 3903		14
15	Deductible part of self-employment tax. Attach Schedule SE		15
16	Self-employed SEP, SIMPLE, and qualified plans		16
17	Self-employed health insurance deduction		17
18	Penalty on early withdrawal of savings		18
19a	Alimony paid		19a
b	Recipient's SSN		
c	Date of original divorce or separation agreement (see instructions): _____		
20	IRA deduction		20
21	Student loan interest deduction		21
22	Reserved for future use		22
23	Archer MSA deduction		23
24	Other adjustments:		
a	Jury duty pay (see instructions)	24a	
b	Deductible expenses related to income reported on line 8I from the rental of personal property engaged in for profit	24b	
c	Nontaxable amount of the value of Olympic and Paralympic medals and USOC prize money reported on line 8m	24c	
d	Reforestation amortization and expenses	24d	
e	Repayment of supplemental unemployment benefits under the Trade Act of 1974	24e	
f	Contributions to section 501(c)(18)(D) pension plans	24f	
g	Contributions by certain chaplains to section 403(b) plans	24g	
h	Attorney fees and court costs for actions involving certain unlawful discrimination claims (see instructions)	24h	
i	Attorney fees and court costs you paid in connection with an award from the IRS for information you provided that helped the IRS detect tax law violations	24i	
j	Housing deduction from Form 2555	24j	
k	Excess deductions of section 67(e) expenses from Schedule K-1 (Form 1041)	24k	
z	Other adjustments. List type and amount: _____	24z	
25	Total other adjustments. Add lines 24a through 24z		25
26	Add lines 11 through 23 and 25. These are your adjustments to income . Enter here and on Form 1040, 1040-SR, or 1040-NR, line 10		26

**SCHEDULE 3
(Form 1040)**

Department of the Treasury
Internal Revenue Service

Additional Credits and Payments

Attach to Form 1040, 1040-SR, or 1040-NR.
Go to www.irs.gov/Form1040 for instructions and the latest information.

OMB No. 1545-0074

2023
Attachment
Sequence No. **03**

Name(s) shown on Form 1040, 1040-SR, or 1040-NR
R NARAHARI & P KOMATIREDDY

Your social security number
757-09-7346

Part I Nonrefundable Credits

1	Foreign tax credit. Attach Form 1116 if required	1	
2	Credit for child and dependent care expenses from Form 2441, line 11. Attach Form 2441	2	
3	Education credits from Form 8863, line 19	3	
4	Retirement savings contributions credit. Attach Form 8880	4	
5a	Residential clean energy credit from Form 5695, line 15	5a	
b	Energy efficient home improvement credit from Form 5695, line 32	5b	
6	Other nonrefundable credits:		
a	General business credit. Attach Form 3800	6a	
b	Credit for prior year minimum tax. Attach Form 8801	6b	
c	Adoption credit. Attach Form 8839	6c	
d	Credit for the elderly or disabled. Attach Schedule R	6d	
e	Reserved for future use	6e	
f	Clean vehicle credit. Attach Form 8936	6f	7,500.
g	Mortgage interest credit. Attach Form 8396	6g	
h	District of Columbia first-time homebuyer credit. Attach Form 8859	6h	
i	Qualified electric vehicle credit. Attach Form 8834	6i	
j	Alternative fuel vehicle refueling property credit. Attach Form 8911	6j	
k	Credit to holders of tax credit bonds. Attach Form 8912	6k	
l	Amount on Form 8978, line 14. See instructions	6l	
m	Credit for previously owned clean vehicles. Attach Form 8936	6m	
z	Other nonrefundable credits. List type and amount: _____	6z	
7	Total other nonrefundable credits. Add lines 6a through 6z	7	7,500.
8	Add lines 1 through 4, 5a, 5b, and 7. Enter here and on Form 1040, 1040-SR, or 1040-NR, line 20	8	7,500.

(continued on page 2)

Part II Other Payments and Refundable Credits

9	Net premium tax credit. Attach Form 8962		9	
10	Amount paid with request for extension to file (see instructions)		10	
11	Excess social security and tier 1 RRTA tax withheld		11	
12	Credit for federal tax on fuels. Attach Form 4136		12	
13	Other payments or refundable credits:			
a	Form 2439	13a		
b	Credit for repayment of amounts included in income from earlier years	13b		
c	Elective payment election amount from Form 3800, Part III, line 6, column (i)	13c		
d	Deferred amount of net 965 tax liability (see instructions)	13d		
z	Other payments or refundable credits. List type and amount: _____	13z		
14	Total other payments or refundable credits. Add lines 13a through 13z		14	
15	Add lines 9 through 12 and 14. Enter here and on Form 1040, 1040-SR, or 1040-NR, line 31		15	

**SCHEDULE B
(Form 1040)**

Department of the Treasury
Internal Revenue Service

Interest and Ordinary Dividends

Attach to Form 1040 or 1040-SR.
Go to www.irs.gov/ScheduleB for instructions and the latest information.

OMB No. 1545-0074

2023
Attachment
Sequence No. **08**

Name(s) shown on return: R NARAHARI & P KOMATIREDDY
Your social security number: 757-09-7346

Part I		Amount
1	List name of payer. If any interest is from a seller-financed mortgage and the buyer used the property as a personal residence, see the instructions and list this interest first. Also, show that buyer's social security number and address: <u>SR PLATINUM PROPERTIES LLC</u> <u>MERRILL A BANK OF AMERICA COMPANY</u> <u>BANK OF AMERICA, N.A.</u>	6,500. 4,800. 19.
2	Add the amounts on line 1	11,319.
3	Excludable interest on series EE and I U.S. savings bonds issued after 1989. Attach Form 8815	
4	Subtract line 3 from line 2. Enter the result here and on Form 1040 or 1040-SR, line 2b	11,319.

Note: If line 4 is over \$1,500, you must complete Part III.

Part II		Amount
5	List name of payer: _____	
6	Add the amounts on line 5. Enter the total here and on Form 1040 or 1040-SR, line 3b	

Note: If line 6 is over \$1,500, you must complete Part III.

Part III You must complete this part if you (a) had over \$1,500 of taxable interest or ordinary dividends; (b) had a foreign account; or (c) received a distribution from, or were a grantor of, or a transferor to, a foreign trust.

Part III		Yes	No
7a	At any time during 2023, did you have a financial interest in or signature authority over a financial account (such as a bank account, securities account, or brokerage account) located in a foreign country? See instructions		X
	If "Yes," are you required to file FinCEN Form 114, Report of Foreign Bank and Financial Accounts (FBAR), to report that financial interest or signature authority? See FinCEN Form 114 and its instructions for filing requirements and exceptions to those requirements		
b	If you are required to file FinCEN Form 114, list the name(s) of the foreign country(-ies) where the financial account(s) is (are) located: _____		
8	During 2023, did you receive a distribution from, or were you the grantor of, or transferor to, a foreign trust? If "Yes," you may have to file Form 3520. See instructions		X

**SCHEDULE C
(Form 1040)**

**Profit or Loss From Business
(Sole Proprietorship)**

OMB No. 1545-0074

2023

Department of the Treasury
Internal Revenue Service

Attach to Form 1040, 1040-SR, 1040-SS, 1040-NR, or 1041; partnerships must generally file Form 1065.

Attachment
Sequence No. **09**

Go to www.irs.gov/ScheduleC for instructions and the latest information.

Name of proprietor RAJA CHANDRASEKHAR R NARAHARI		Social security number (SSN) 757-09-7346
A Principal business or profession, including product or service (see instructions) NPR SOLUTIONS LLC	B Enter code from instructions 5 4 1 6 0 0	
C Business name. If no separate business name, leave blank. NPR SOLUTIONS LLC	D Employer ID number (EIN) (see instr.) 9 2 0 7 8 7 2 9 0	
E Business address (including suite or room no.) 5120 WATERS CT City, town or post office, state, and ZIP code CUMMING, GA 30028		
F Accounting method: (1) <input checked="" type="checkbox"/> Cash (2) <input type="checkbox"/> Accrual (3) <input type="checkbox"/> Other (specify) _____		
G Did you "materially participate" in the operation of this business during 2023? If "No," see instructions for limit on losses . <input checked="" type="checkbox"/> Yes <input type="checkbox"/> No		
H If you started or acquired this business during 2023, check here <input type="checkbox"/>		
I Did you make any payments in 2023 that would require you to file Form(s) 1099? See instructions <input type="checkbox"/> Yes <input checked="" type="checkbox"/> No		
J If "Yes," did you or will you file required Form(s) 1099? <input type="checkbox"/> Yes <input type="checkbox"/> No		

Part I Income

1 Gross receipts or sales. See instructions for line 1 and check the box if this income was reported to you on Form W-2 and the "Statutory employee" box on that form was checked <input type="checkbox"/>	1	
2 Returns and allowances	2	
3 Subtract line 2 from line 1	3	
4 Cost of goods sold (from line 42)	4	
5 Gross profit. Subtract line 4 from line 3	5	
6 Other income, including federal and state gasoline or fuel tax credit or refund (see instructions)	6	
7 Gross income. Add lines 5 and 6	7	

Part II Expenses. Enter expenses for business use of your home **only** on line 30.

8 Advertising	8		18 Office expense (see instructions)	18	
9 Car and truck expenses (see instructions)	9	1,870.	19 Pension and profit-sharing plans	19	
10 Commissions and fees	10		20 Rent or lease (see instructions):		
11 Contract labor (see instructions)	11		a Vehicles, machinery, and equipment	20a	
12 Depletion	12		b Other business property	20b	
13 Depreciation and section 179 expense deduction (not included in Part III) (see instructions)	13		21 Repairs and maintenance	21	
14 Employee benefit programs (other than on line 19)	14		22 Supplies (not included in Part III)	22	
15 Insurance (other than health)	15		23 Taxes and licenses	23	4,730.
16 Interest (see instructions):			24 Travel and meals:		
a Mortgage (paid to banks, etc.)	16a	14,791.	a Travel	24a	2,563.
b Other	16b		b Deductible meals (see instructions)	24b	1,198.
17 Legal and professional services	17		25 Utilities	25	3,240.
28 Total expenses before expenses for business use of home. Add lines 8 through 27b	28		26 Wages (less employment credits)	26	
29 Tentative profit or (loss). Subtract line 28 from line 7	29		27a Other expenses (from line 48)	27a	
30 Expenses for business use of your home. Do not report these expenses elsewhere. Attach Form 8829 unless using the simplified method. See instructions. Simplified method filers only: Enter the total square footage of (a) your home: _____ and (b) the part of your home used for business: _____. Use the Simplified Method Worksheet in the instructions to figure the amount to enter on line 30	30		b Energy efficient commercial bldgs deduction (attach Form 7205)	27b	
31 Net profit or (loss). Subtract line 30 from line 29. • If a profit, enter on both Schedule 1 (Form 1040), line 3 , and on Schedule SE, line 2 . (If you checked the box on line 1, see instructions.) Estates and trusts, enter on Form 1041, line 3 . • If a loss, you must go to line 32.	31		28 Total expenses before expenses for business use of home. Add lines 8 through 27b	28	28,392.
32 If you have a loss, check the box that describes your investment in this activity. See instructions. • If you checked 32a, enter the loss on both Schedule 1 (Form 1040), line 3 , and on Schedule SE, line 2 . (If you checked the box on line 1, see the line 31 instructions.) Estates and trusts, enter on Form 1041, line 3 . • If you checked 32b, you must attach Form 6198 . Your loss may be limited.			29 Tentative profit or (loss). Subtract line 28 from line 7	29	-28,392.
			30 Expenses for business use of your home. Do not report these expenses elsewhere. Attach Form 8829 unless using the simplified method. See instructions. Simplified method filers only: Enter the total square footage of (a) your home: _____ and (b) the part of your home used for business: _____. Use the Simplified Method Worksheet in the instructions to figure the amount to enter on line 30	30	
			31 Net profit or (loss). Subtract line 30 from line 29. • If a profit, enter on both Schedule 1 (Form 1040), line 3 , and on Schedule SE, line 2 . (If you checked the box on line 1, see instructions.) Estates and trusts, enter on Form 1041, line 3 . • If a loss, you must go to line 32.	31	-28,392.
			32 If you have a loss, check the box that describes your investment in this activity. See instructions. • If you checked 32a, enter the loss on both Schedule 1 (Form 1040), line 3 , and on Schedule SE, line 2 . (If you checked the box on line 1, see the line 31 instructions.) Estates and trusts, enter on Form 1041, line 3 . • If you checked 32b, you must attach Form 6198 . Your loss may be limited.		

32a All investment is at risk.
32b Some investment is not at risk.

**SCHEDULE D
(Form 1040)**

Capital Gains and Losses

OMB No. 1545-0074

2023

Department of the Treasury
Internal Revenue Service

Attach to Form 1040, 1040-SR, or 1040-NR.
Use Form 8949 to list your transactions for lines 1b, 2, 3, 8b, 9, and 10.
Go to www.irs.gov/ScheduleD for instructions and the latest information.

Attachment
Sequence No. **12**

Name(s) shown on return: **R NARAHARI & P KOMATIREDDY**
Your social security number: **757-09-7346**

Did you dispose of any investment(s) in a qualified opportunity fund during the tax year? Yes No
If "Yes," attach Form 8949 and see its instructions for additional requirements for reporting your gain or loss.

Part I Short-Term Capital Gains and Losses—Generally Assets Held One Year or Less (see instructions)

See instructions for how to figure the amounts to enter on the lines below. This form may be easier to complete if you round off cents to whole dollars.	(d) Proceeds (sales price)	(e) Cost (or other basis)	(g) Adjustments to gain or loss from Form(s) 8949, Part I, line 2, column (g)	(h) Gain or (loss) Subtract column (e) from column (d) and combine the result with column (g)
1a Totals for all short-term transactions reported on Form 1099-B for which basis was reported to the IRS and for which you have no adjustments (see instructions). However, if you choose to report all these transactions on Form 8949, leave this line blank and go to line 1b .				
1b Totals for all transactions reported on Form(s) 8949 with Box A checked	201,517.	201,475.		42.
2 Totals for all transactions reported on Form(s) 8949 with Box B checked				
3 Totals for all transactions reported on Form(s) 8949 with Box C checked				
4 Short-term gain from Form 6252 and short-term gain or (loss) from Forms 4684, 6781, and 8824				4
5 Net short-term gain or (loss) from partnerships, S corporations, estates, and trusts from Schedule(s) K-1				5
6 Short-term capital loss carryover. Enter the amount, if any, from line 8 of your Capital Loss Carryover Worksheet in the instructions				6 ()
7 Net short-term capital gain or (loss). Combine lines 1a through 6 in column (h). If you have any long-term capital gains or losses, go to Part II below. Otherwise, go to Part III on the back				7 42.

Part II Long-Term Capital Gains and Losses—Generally Assets Held More Than One Year (see instructions)

See instructions for how to figure the amounts to enter on the lines below. This form may be easier to complete if you round off cents to whole dollars.	(d) Proceeds (sales price)	(e) Cost (or other basis)	(g) Adjustments to gain or loss from Form(s) 8949, Part II, line 2, column (g)	(h) Gain or (loss) Subtract column (e) from column (d) and combine the result with column (g)
8a Totals for all long-term transactions reported on Form 1099-B for which basis was reported to the IRS and for which you have no adjustments (see instructions). However, if you choose to report all these transactions on Form 8949, leave this line blank and go to line 8b .				
8b Totals for all transactions reported on Form(s) 8949 with Box D checked				
9 Totals for all transactions reported on Form(s) 8949 with Box E checked				
10 Totals for all transactions reported on Form(s) 8949 with Box F checked				
11 Gain from Form 4797, Part I; long-term gain from Forms 2439 and 6252; and long-term gain or (loss) from Forms 4684, 6781, and 8824				11
12 Net long-term gain or (loss) from partnerships, S corporations, estates, and trusts from Schedule(s) K-1				12
13 Capital gain distributions. See the instructions				13
14 Long-term capital loss carryover. Enter the amount, if any, from line 13 of your Capital Loss Carryover Worksheet in the instructions				14 ()
15 Net long-term capital gain or (loss). Combine lines 8a through 14 in column (h). Then, go to Part III on the back				15

For Paperwork Reduction Act Notice, see your tax return instructions.

Part III Summary

<p>16 Combine lines 7 and 15 and enter the result</p> <ul style="list-style-type: none"> • If line 16 is a gain, enter the amount from line 16 on Form 1040, 1040-SR, or 1040-NR, line 7. Then, go to line 17 below. • If line 16 is a loss, skip lines 17 through 20 below. Then, go to line 21. Also be sure to complete line 22. • If line 16 is zero, skip lines 17 through 21 below and enter -0- on Form 1040, 1040-SR, or 1040-NR, line 7. Then, go to line 22. 	16	42.
<p>17 Are lines 15 and 16 both gains?</p> <p><input type="checkbox"/> Yes. Go to line 18.</p> <p><input checked="" type="checkbox"/> No. Skip lines 18 through 21, and go to line 22.</p>		
<p>18 If you are required to complete the 28% Rate Gain Worksheet (see instructions), enter the amount, if any, from line 7 of that worksheet</p>	18	
<p>19 If you are required to complete the Unrecaptured Section 1250 Gain Worksheet (see instructions), enter the amount, if any, from line 18 of that worksheet</p>	19	
<p>20 Are lines 18 and 19 both zero or blank and you are not filing Form 4952?</p> <p><input type="checkbox"/> Yes. Complete the Qualified Dividends and Capital Gain Tax Worksheet in the instructions for Form 1040, line 16. Don't complete lines 21 and 22 below.</p> <p><input type="checkbox"/> No. Complete the Schedule D Tax Worksheet in the instructions. Don't complete lines 21 and 22 below.</p>		
<p>21 If line 16 is a loss, enter here and on Form 1040, 1040-SR, or 1040-NR, line 7, the smaller of:</p> <ul style="list-style-type: none"> • The loss on line 16; or • (\$3,000), or if married filing separately, (\$1,500) } <p>Note: When figuring which amount is smaller, treat both amounts as positive numbers.</p>	21	()
<p>22 Do you have qualified dividends on Form 1040, 1040-SR, or 1040-NR, line 3a?</p> <p><input type="checkbox"/> Yes. Complete the Qualified Dividends and Capital Gain Tax Worksheet in the instructions for Form 1040, line 16.</p> <p><input checked="" type="checkbox"/> No. Complete the rest of Form 1040, 1040-SR, or 1040-NR.</p>		

Sales and Other Dispositions of Capital Assets

Department of the Treasury
Internal Revenue Service

File with your Schedule D to list your transactions for lines 1b, 2, 3, 8b, 9, and 10 of Schedule D.

Go to www.irs.gov/Form8949 for instructions and the latest information.

Name(s) shown on return R NARAHARI & P KOMATIREDDY	Social security number or taxpayer identification number 757-09-7346
------------------------------------------------------------------	--------------------------------------------------------------------------------

Before you check Box A, B, or C below, see whether you received any Form(s) 1099-B or substitute statement(s) from your broker. A substitute statement will have the same information as Form 1099-B. Either will show whether your basis (usually your cost) was reported to the IRS by your broker and may even tell you which box to check.

Part I Short-Term. Transactions involving capital assets you held 1 year or less are generally short-term (see instructions). For long-term transactions, see page 2.

Note: You may aggregate all short-term transactions reported on Form(s) 1099-B showing basis was reported to the IRS and for which no adjustments or codes are required. Enter the totals directly on Schedule D, line 1a; you aren't required to report these transactions on Form 8949 (see instructions).

You must check Box A, B, or C below. Check only one box. If more than one box applies for your short-term transactions, complete a separate Form 8949, page 1, for each applicable box. If you have more short-term transactions than will fit on this page for one or more of the boxes, complete as many forms with the same box checked as you need.

- (A)** Short-term transactions reported on Form(s) 1099-B showing basis was reported to the IRS (see **Note** above)
- (B)** Short-term transactions reported on Form(s) 1099-B showing basis **wasn't** reported to the IRS
- (C)** Short-term transactions not reported to you on Form 1099-B

1	(a) Description of property (Example: 100 sh. XYZ Co.)	(b) Date acquired (Mo., day, yr.)	(c) Date sold or disposed of (Mo., day, yr.)	(d) Proceeds (sales price) (see instructions)	(e) Cost or other basis See the Note below and see <i>Column (e)</i> in the separate instructions.	Adjustment, if any, to gain or loss If you enter an amount in column (g), enter a code in column (f). See the separate instructions.		(h) Gain or (loss) Subtract column (e) from column (d) and combine the result with column (g).
						(f) Code(s) from instructions	(g) Amount of adjustment	
	MERRILL A BANK OF AMERICA COMPANY	01/01/23	12/31/23	201,000.	201,000.			0.
	E*TRADE	01/01/23	12/31/23	517.	475.			42.
2 Totals.	Add the amounts in columns (d), (e), (g), and (h) (subtract negative amounts). Enter each total here and include on your Schedule D, line 1b (if Box A above is checked), line 2 (if Box B above is checked), or line 3 (if Box C above is checked).			201,517.	201,475.			42.

Note: If you checked Box A above but the basis reported to the IRS was incorrect, enter in column (e) the basis as reported to the IRS, and enter an adjustment in column (g) to correct the basis. See *Column (g)* in the separate instructions for how to figure the amount of the adjustment.

**SCHEDULE 8812
(Form 1040)**

**Credits for Qualifying Children
and Other Dependents**

OMB No. 1545-0074

2023

Department of the Treasury
Internal Revenue Service

Attach to Form 1040, 1040-SR, or 1040-NR.

Go to www.irs.gov/Schedule8812 for instructions and the latest information.

Attachment
Sequence No. **47**

Name(s) shown on return

Your social security number

R NARAHARI & P KOMATIREDDY

757-09-7346

Part I Child Tax Credit and Credit for Other Dependents

1	Enter the amount from line 11 of your Form 1040, 1040-SR, or 1040-NR	1	126,960.
2a	Enter income from Puerto Rico that you excluded	2a	
b	Enter the amounts from lines 45 and 50 of your Form 2555	2b	0.
c	Enter the amount from line 15 of your Form 4563	2c	
d	Add lines 2a through 2c	2d	0.
3	Add lines 1 and 2d	3	126,960.
4	Number of qualifying children under age 17 with the required social security number	4	2
5	Multiply line 4 by \$2,000	5	4,000.
6	Number of other dependents, including any qualifying children who are not under age 17 or who do not have the required social security number	6	0
Caution: Do not include yourself, your spouse, or anyone who is not a U.S. citizen, U.S. national, or U.S. resident alien. Also, do not include anyone you included on line 4.			
7	Multiply line 6 by \$500	7	
8	Add lines 5 and 7	8	4,000.
9	Enter the amount shown below for your filing status. <ul style="list-style-type: none"> • Married filing jointly—\$400,000 } • All other filing statuses—\$200,000 } 	9	400,000.
10	Subtract line 9 from line 3. <ul style="list-style-type: none"> • If zero or less, enter -0-. • If more than zero and not a multiple of \$1,000, enter the next multiple of \$1,000. For example, if the result is \$425, enter \$1,000; if the result is \$1,025, enter \$2,000, etc. } 	10	0.
11	Multiply line 10 by 5% (0.05)	11	0.
12	Is the amount on line 8 more than the amount on line 11?	12	4,000.
<input type="checkbox"/> No. STOP. You cannot take the child tax credit, credit for other dependents, or additional child tax credit. Skip Parts II-A and II-B. Enter -0- on lines 14 and 27.			
<input checked="" type="checkbox"/> Yes. Subtract line 11 from line 8. Enter the result.			
13	Enter the amount from Credit Limit Worksheet A	13	4,956.
14	Enter the smaller of line 12 or line 13. This is your child tax credit and credit for other dependents	14	4,000.

Enter this amount on Form 1040, 1040-SR, or 1040-NR, line 19.

If the amount on line 12 is more than the amount on line 14, you may be able to take the **additional child tax credit** on Form 1040, 1040-SR, or 1040-NR, line 28. Complete your Form 1040, 1040-SR, or 1040-NR through line 27 (also complete Schedule 3, line 11) before completing Part II-A.

Part II-A Additional Child Tax Credit for All Filers

Caution: If you file Form 2555, you cannot claim the additional child tax credit.

15	Check this box if you do not want to claim the additional child tax credit. Skip Parts II-A and II-B. Enter -0- on line 27	<input type="checkbox"/>	
16a	Subtract line 14 from line 12. If zero, stop here ; you cannot take the additional child tax credit. Skip Parts II-A and II-B. Enter -0- on line 27		16a 0.
b	Number of qualifying children under 17 with the required social security number: _____ x \$1,600. Enter the result. If zero, stop here ; you cannot claim the additional child tax credit. Skip Parts II-A and II-B. Enter -0- on line 27		16b
TIP: The number of children you use for this line is the same as the number of children you used for line 4.			
17	Enter the smaller of line 16a or line 16b		17
18a	Earned income (see instructions)	18a	
b	Nontaxable combat pay (see instructions)	18b	
19	Is the amount on line 18a more than \$2,500? <input type="checkbox"/> No. Leave line 19 blank and enter -0- on line 20. <input type="checkbox"/> Yes. Subtract \$2,500 from the amount on line 18a. Enter the result	19	
20	Multiply the amount on line 19 by 15% (0.15) and enter the result Next. On line 16b, is the amount \$4,800 or more? <input type="checkbox"/> No. If you are a bona fide resident of Puerto Rico, go to line 21. Otherwise, skip Part II-B and enter the smaller of line 17 or line 20 on line 27. <input type="checkbox"/> Yes. If line 20 is equal to or more than line 17, skip Part II-B and enter the amount from line 17 on line 27. Otherwise, go to line 21.	20	

Part II-B Certain Filers Who Have Three or More Qualifying Children and Bona Fide Residents of Puerto Rico

21	Withheld social security, Medicare, and Additional Medicare taxes from Form(s) W-2, boxes 4 and 6. If married filing jointly, include your spouse's amounts with yours. If your employer withheld or you paid Additional Medicare Tax or tier 1 RRTA taxes, or if you are a bona fide resident of Puerto Rico, see instructions.	21	
22	Enter the total of the amounts from Schedule 1 (Form 1040), line 15; Schedule 2 (Form 1040), line 5; Schedule 2 (Form 1040), line 6; and Schedule 2 (Form 1040), line 13	22	
23	Add lines 21 and 22	23	
24	1040 and 1040-SR filers: Enter the total of the amounts from Form 1040 or 1040-SR, line 27, and Schedule 3 (Form 1040), line 11. } 1040-NR filers: Enter the amount from Schedule 3 (Form 1040), line 11. }	24	
25	Subtract line 24 from line 23. If zero or less, enter -0-	25	
26	Enter the larger of line 20 or line 25 Next, enter the smaller of line 17 or line 26 on line 27.	26	

Part II-C Additional Child Tax Credit

27	This is your additional child tax credit. Enter this amount on Form 1040, 1040-SR, or 1040-NR, line 28	27	
-----------	------------------------------------------------------------------------------------------------------------------	-----------	--

Name(s) shown on Form 1040, 1040-SR, or 1040-NR

RAJA CHANDRASEKHAR R NARAHARI

Social security number of HSA beneficiary.
If both spouses have HSAs, see instructions.
757-09-7346

Before you begin: Complete Form 8853, Archer MSAs and Long-Term Care Insurance Contracts, if required.

Part I HSA Contributions and Deduction. See the instructions before completing this part. If you are filing jointly and both you and your spouse each have separate HSAs, complete a separate Part I for each spouse.

1	Check the box to indicate your coverage under a high-deductible health plan (HDHP) during 2023. See instructions	<input type="checkbox"/> Self-only <input checked="" type="checkbox"/> Family
2	HSA contributions you made for 2023 (or those made on your behalf), including those made by the unextended due date of your tax return that were for 2023. Do not include employer contributions, contributions through a cafeteria plan, or rollovers. See instructions	2 0.
3	If you were under age 55 at the end of 2023 and, on the first day of every month during 2023, you were, or were considered, an eligible individual with the same coverage, enter \$3,850 (\$7,750 for family coverage). All others , see the instructions for the amount to enter	3 7,750.
4	Enter the amount you and your employer contributed to your Archer MSAs for 2023 from Form 8853, lines 1 and 2. If you or your spouse had family coverage under an HDHP at any time during 2023, also include any amount contributed to your spouse's Archer MSAs	4 0.
5	Subtract line 4 from line 3. If zero or less, enter -0-	5 7,750.
6	Enter the amount from line 5. But if you and your spouse each have separate HSAs and had family coverage under an HDHP at any time during 2023, see the instructions for the amount to enter	6 7,750.
7	If you were age 55 or older at the end of 2023, married, and you or your spouse had family coverage under an HDHP at any time during 2023, enter your additional contribution amount. See instructions	7
8	Add lines 6 and 7	8 7,750.
9	Employer contributions made to your HSAs for 2023	9 4,750.
10	Qualified HSA funding distributions	10
11	Add lines 9 and 10	11 4,750.
12	Subtract line 11 from line 8. If zero or less, enter -0-	12 3,000.
13	HSA deduction. Enter the smaller of line 2 or line 12 here and on Schedule 1 (Form 1040), Part II, line 13 Caution: If line 2 is more than line 13, you may have to pay an additional tax. See instructions.	13 0.

Part II HSA Distributions. If you are filing jointly and both you and your spouse each have separate HSAs, complete a separate Part II for each spouse.

14a	Total distributions you received in 2023 from all HSAs (see instructions)	14a
b	Distributions included on line 14a that you rolled over to another HSA. Also include any excess contributions (and the earnings on those excess contributions) included on line 14a that were withdrawn by the due date of your return. See instructions	14b
c	Subtract line 14b from line 14a	14c
15	Qualified medical expenses paid using HSA distributions (see instructions)	15
16	Taxable HSA distributions. Subtract line 15 from line 14c. If zero or less, enter -0-. Also, include this amount in the total on Schedule 1 (Form 1040), Part I, line 8f	16
17a	If any of the distributions included on line 16 meet any of the Exceptions to the Additional 20% Tax (see instructions), check here <input type="checkbox"/>	
b	Additional 20% tax (see instructions). Enter 20% (0.20) of the distributions included on line 16 that are subject to the additional 20% tax. Also, include this amount in the total on Schedule 2 (Form 1040), Part II, line 17c	17b

Part III Income and Additional Tax for Failure To Maintain HDHP Coverage. See the instructions before completing this part. If you are filing jointly and both you and your spouse each have separate HSAs, complete a separate Part III for each spouse.

18	Last-month rule	18
19	Qualified HSA funding distribution	19
20	Total income. Add lines 18 and 19. Include this amount on Schedule 1 (Form 1040), Part I, line 8f	20
21	Additional tax. Multiply line 20 by 10% (0.10). Include this amount in the total on Schedule 2 (Form 1040), Part II, line 17d	21

Name(s) shown on return

R NARAHARI & P KOMATIREDDY

Identifying number

757-09-7346

Notes: • Complete a separate Schedule A (Form 8936) for each clean vehicle placed in service during the tax year.
• Individuals completing Parts II, III, or IV, must also complete Part I. See "Note" text below.

Part I Modified Adjusted Gross Income Amount

1a	Enter the amount from line 11 of your 2023 Form 1040, 1040-SR, or 1040-NR	1a	126,960.	
b	Enter any income from Puerto Rico you excluded	1b		
c	Enter any amount from Form 2555, line 45	1c		
d	Enter any amount from Form 2555, line 50	1d		
e	Enter any amount from Form 4563, line 15	1e		
2	Add lines 1a through 1e	2		126,960.
3a	Enter the amount from line 11 of your 2022 Form 1040, 1040-SR, or 1040-NR	3a	106,327.	
b	Enter any income from Puerto Rico you excluded	3b		
c	Enter any amount from Form 2555, line 45	3c		
d	Enter any amount from Form 2555, line 50	3d		
e	Enter any amount from Form 4563, line 15	3e		
4	Add lines 3a through 3e	4		106,327.
5	Enter the smaller of line 2 or line 4	5		106,327.

Part II Credit for Business/Investment Use Part of New Clean Vehicles

Note: Individuals can't claim a credit on line 6 if Part I, line 5, is more than \$150,000 (\$300,000 if married filing jointly or a qualifying surviving spouse; \$225,000 if head of household).

6	Enter the total credit amount figured in Part II of Schedule(s) A (Form 8936)	6		0.
7	New clean vehicle credit from partnerships and S corporations (see instructions)	7		
8	Business/investment use part of credit. Add lines 6 and 7. Partnerships and S corporations, stop here and report this amount on Schedule K. All others, report this amount on Form 3800, Part III, line 1y	8		0.

Part III Credit for Personal Use Part of New Clean Vehicles

Note: You can't claim the Part III credit if Part I, line 5, is more than \$150,000 (\$300,000 if married filing jointly or a qualifying surviving spouse; \$225,000 if head of household).

9	Enter the total credit amount figured in Part III of Schedule(s) A (Form 8936)	9		7,500.
10	Enter the amount from Form 1040, 1040-SR, or 1040-NR, line 18	10		12,456.
11	Personal credits from Form 1040, 1040-SR, or 1040-NR (see instructions)	11		
12	Subtract line 11 from line 10. If zero or less, enter -0- and stop here. You can't claim the personal use part of the credit	12		12,456.
13	Personal use part of credit. Enter the smaller of line 9 or line 12 here and on Schedule 3 (Form 1040), line 6f. If line 12 is smaller than line 9, see instructions	13		7,500.

Part IV Credit for Previously Owned Clean Vehicles

Note: You can't claim the Part IV credit if Part I, line 5, is more than \$75,000 (\$150,000 if married filing jointly or a qualifying surviving spouse; \$112,500 if head of household).

14	Enter the total credit amount figured in Part IV of Schedule(s) A (Form 8936)	14		
15	Enter the amount from Form 1040, 1040-SR, or 1040-NR, line 18	15		
16	Personal credits from Form 1040, 1040-SR, or 1040-NR (see instructions)	16		
17	Subtract line 16 from line 15. If zero or less, enter -0- and stop here. You can't claim the Part IV credit	17		
18	Enter the smaller of line 14 or line 17 here and on Schedule 3 (Form 1040), line 6m. If line 17 is smaller than line 14, see instructions	18		

Part V Credit for Qualified Commercial Clean Vehicles

19	Enter the total credit amount figured in Part V of Schedule(s) A (Form 8936)	19		
20	Qualified commercial clean vehicle credit from partnerships and S corporations (see instructions)	20		
21	Add lines 19 and 20. Partnerships and S corporations, stop here and report this amount on Schedule K. All others, report this amount on Form 3800, Part III, line 1aa	21		

SCHEDULE A (Form 8936)

Clean Vehicle Credit Amount

OMB No. 1545-2137

2023

Department of the Treasury Internal Revenue Service

Attach to your tax return. Go to www.irs.gov/Form8936 for instructions and the latest information.

Attachment Sequence No. 69A

Name(s) shown on return: R NARAHARI & P KOMATIREDDY Identifying number: 757-09-7346

Part I Vehicle Details

- 1a Year: 2023
b Make: TESLA
c Model: TESLA
2 Vehicle identification number (VIN): 7 S A Y G D E E X P A 0 9 2 6 1 3
3 Enter date vehicle was placed in service: 03/27/2023
4 Was the vehicle used primarily outside the United States? No.
5 Does the VIN entered on line 2 belong to a new clean vehicle placed in service during the tax year? Yes.
6 Does the VIN entered on line 2 belong to a previously owned clean vehicle acquired after 2022 and placed in service during the tax year? No.
7 Does the VIN entered on line 2 belong to a qualified commercial clean vehicle acquired after 2022 and placed in service during the tax year? No.

Part II Credit Amount for Business/Investment Use Part of New Clean Vehicle

- 8 Did you acquire the vehicle for use or to lease to others, and not for resale? Yes.
9 Tentative credit amount: 7,500.
10 Business/investment use percentage: %
11 Multiply line 9 by line 10. Include this credit amount on line 6 in Part II of Form 8936. If you entered 100% on line 10, stop here. Otherwise, go to Part III below: 0.

Part III Credit Amount for Personal Use Part of New Clean Vehicle

- 12 Subtract line 11 from line 9 in Part II. Stop here and include this credit amount on line 9 in Part III of Form 8936: 7,500.

Part IV Credit Amount for Previously Owned Clean Vehicle

- 13a** Is the sales price of the vehicle more than \$25,000?
 - Yes. Stop here.** The vehicle doesn't qualify for the Part IV credit.
 - No.**

- b** Did you acquire the vehicle for use and not for resale? Answer "No" if you are leasing the vehicle from another person.
 - Yes.**
 - No. Stop here.** You can't claim a credit amount for a vehicle you didn't acquire for use or acquired for resale.

- c** Can you be claimed as a dependent on another person's tax return, such as your parent's return?
 - Yes. Stop here.** You can't claim a credit amount if you can be claimed as a dependent.
 - No.**

- d** Is the vehicle a qualified fuel cell motor vehicle? See instructions.
 - Yes.**
 - No.**

14 Enter the sales price of the vehicle	14	
15 Multiply line 14 by 30% (0.30)	15	
16 Maximum vehicle credit amount	16	4,000.
17 Enter the smaller of line 15 or line 16. Stop here and include this credit amount on line 14 in Part IV of Form 8936	17	

Part V Credit Amount for Qualified Commercial Clean Vehicle

- 18a** Is the vehicle of a character subject to the allowance for depreciation? Answer "Yes" if the exception for certain tax-exempt entities discussed in the instructions applies.
 - Yes.**
 - No. Stop here.** The vehicle is not a qualified commercial clean vehicle unless the exception applies.

- b** Did you acquire the vehicle for use or to lease to others, and not for resale? Answer "No" if you are leasing the vehicle from another person.
 - Yes.**
 - No. Stop here.** You can't claim a credit amount for a vehicle you didn't acquire for use or to lease to others, or acquired for resale.

- c** Is the vehicle also powered by gas or diesel? See instructions.
 - Yes.**
 - No.**

19 Enter the cost or other basis of the vehicle. See instructions	19	
20 Section 179 expense deduction (see instructions)	20	
21 Subtract line 20 from line 19	21	
22 Multiply line 21 by 15% (0.15) [30% (0.30) if the answer on line 18c above is "No"]	22	
23 Enter the incremental cost of the vehicle. See instructions	23	
24 Enter the smaller of line 22 or line 23	24	
25 Maximum credit. Enter \$7,500 (\$40,000 if the vehicle's gross vehicle weight rating (GVWR) is 14,000 pounds or more)	25	
26 Enter the smaller of line 24 or line 25. Include this credit amount on line 19 in Part V of Form 8936	26	

Paid Preparer's Due Diligence Checklist
*Earned Income Credit (EIC), American Opportunity Tax Credit (AOTC),
Child Tax Credit (CTC) (including the Additional Child Tax Credit (ACTC) and
Credit for Other Dependents (ODC)), and Head of Household (HOH) Filing Status*
To be completed by preparer and filed with Form 1040, 1040-SR, 1040-NR, 1040-PR, or 1040-SS.
Go to www.irs.gov/Form8867 for instructions and the latest information.

Taxpayer name(s) shown on return R NARAHARI & P KOMATIREDDY	Taxpayer identification number 757-09-7346
Preparer's name VENKATA SAI PAVAN KUMAR DUDIPALLI	Preparer tax identification number P02470833

Part I Due Diligence Requirements

Please check the appropriate box for the credit(s) and/or HOH filing status claimed on the return and complete the related Parts I-V for the benefit(s) claimed (check all that apply). EIC CTC/ACTC/ODC AOTC HOH

	Yes	No	N/A
1 Did you complete the return based on information for the applicable tax year provided by the taxpayer or reasonably obtained by you?	<input checked="" type="checkbox"/>	<input type="checkbox"/>	
2 If credits are claimed on the return, did you complete the applicable EIC and/or CTC/ACTC/ODC worksheets found in the Form 1040, 1040-SR, 1040-NR, 1040-PR, 1040-SS, or Schedule 8812 (Form 1040) instructions, and/or the AOTC worksheet found in the Form 8863 instructions, or your own worksheet(s) that provides the same information, and all related forms and schedules for each credit claimed?	<input checked="" type="checkbox"/>	<input type="checkbox"/>	<input type="checkbox"/>
3 Did you satisfy the knowledge requirement? To meet the knowledge requirement, you must do both of the following. • Interview the taxpayer, ask questions, and contemporaneously document the taxpayer's responses to determine that the taxpayer is eligible to claim the credit(s) and/or HOH filing status. • Review information to determine that the taxpayer is eligible to claim the credit(s) and/or HOH filing status and to figure the amount(s) of any credit(s)	<input checked="" type="checkbox"/>	<input type="checkbox"/>	
4 Did any information provided by the taxpayer or a third party for use in preparing the return, or information reasonably known to you, appear to be incorrect, incomplete, or inconsistent? (If "Yes," answer questions 4a and 4b. If "No," go to question 5.)	<input type="checkbox"/>	<input checked="" type="checkbox"/>	
a Did you make reasonable inquiries to determine the correct, complete, and consistent information?	<input type="checkbox"/>	<input type="checkbox"/>	
b Did you contemporaneously document your inquiries? (Documentation should include the questions you asked, whom you asked, when you asked, the information that was provided, and the impact the information had on your preparation of the return.)	<input type="checkbox"/>	<input type="checkbox"/>	
5 Did you satisfy the record retention requirement? To meet the record retention requirement, you must keep a copy of your documentation referenced in question 4b, a copy of this Form 8867, a copy of any applicable worksheet(s), a record of how, when, and from whom the information used to prepare Form 8867 and any applicable worksheet(s) was obtained, and a copy of any document(s) provided by the taxpayer that you relied on to determine eligibility for the credit(s) and/or HOH filing status or to figure the amount(s) of the credit(s) List those documents provided by the taxpayer, if any, that you relied on: _____ _____ _____	<input checked="" type="checkbox"/>	<input type="checkbox"/>	
6 Did you ask the taxpayer whether he/she could provide documentation to substantiate eligibility for the credit(s) and/or HOH filing status and the amount(s) of any credit(s) claimed on the return if his/her return is selected for audit?	<input checked="" type="checkbox"/>	<input type="checkbox"/>	
7 Did you ask the taxpayer if any of these credits were disallowed or reduced in a previous year? (If credits were disallowed or reduced, go to question 7a; if not, go to question 8.)	<input checked="" type="checkbox"/>	<input type="checkbox"/>	<input type="checkbox"/>
a Did you complete the required recertification Form 8862?	<input type="checkbox"/>	<input type="checkbox"/>	<input type="checkbox"/>
8 If the taxpayer is reporting self-employment income, did you ask questions to prepare a complete and correct Schedule C (Form 1040)?	<input checked="" type="checkbox"/>	<input type="checkbox"/>	<input type="checkbox"/>

Part II Due Diligence Questions for Returns Claiming EIC (If the return does not claim EIC, go to Part III.)

	Yes	No	N/A
9a Have you determined that the taxpayer is eligible to claim the EIC for the number of qualifying children claimed, or is eligible to claim the EIC without a qualifying child? (If the taxpayer is claiming the EIC and does not have a qualifying child, go to question 10.)	<input type="checkbox"/>	<input type="checkbox"/>	
b Did you ask the taxpayer if the child lived with the taxpayer for over half of the year, even if the taxpayer has supported the child the entire year?	<input type="checkbox"/>	<input type="checkbox"/>	
c Did you explain to the taxpayer the rules about claiming the EIC when a child is the qualifying child of more than one person (tiebreaker rules)?	<input type="checkbox"/>	<input type="checkbox"/>	<input type="checkbox"/>

Part III Due Diligence Questions for Returns Claiming CTC/ACTC/ODC (If the return does not claim CTC, ACTC, or ODC, go to Part IV.)

	Yes	No	N/A
10 Have you determined that each qualifying person for the CTC/ACTC/ODC is the taxpayer's dependent who is a citizen, national, or resident of the United States?	<input checked="" type="checkbox"/>	<input type="checkbox"/>	
11 Did you explain to the taxpayer that he/she may not claim the CTC/ACTC if the child has not lived with the taxpayer for over half of the year, even if the taxpayer has supported the child, unless the child's custodial parent has released a claim to exemption for the child?	<input checked="" type="checkbox"/>	<input type="checkbox"/>	<input type="checkbox"/>
12 Did you explain to the taxpayer the rules about claiming the CTC/ACTC/ODC for a child of divorced or separated parents (or parents who live apart), including any requirement to attach a Form 8332 or similar statement to the return?	<input checked="" type="checkbox"/>	<input type="checkbox"/>	<input type="checkbox"/>

Part IV Due Diligence Questions for Returns Claiming AOTC (If the return does not claim AOTC, go to Part V.)

	Yes	No
13 Did the taxpayer provide substantiation for the credit, such as a Form 1098-T and/or receipts for the qualified tuition and related expenses for the claimed AOTC?	<input type="checkbox"/>	<input type="checkbox"/>

Part V Due Diligence Questions for Claiming HOH (If the return does not claim HOH filing status, go to Part VI.)

	Yes	No
14 Have you determined that the taxpayer was unmarried or considered unmarried on the last day of the tax year and provided more than half of the cost of keeping up a home for the year for a qualifying person?	<input type="checkbox"/>	<input type="checkbox"/>

Part VI Eligibility Certification

You will have complied with all due diligence requirements for claiming the applicable credit(s) and/or HOH filing status on the return of the taxpayer identified above if you:

- A. Interview the taxpayer, ask adequate questions, contemporaneously document the taxpayer's responses on the return or in your notes, review adequate information to determine if the taxpayer is eligible to claim the credit(s) and/or HOH filing status and to figure the amount(s) of the credit(s);
- B. Complete this Form 8867 truthfully and accurately and complete the actions described in this checklist for any applicable credit(s) claimed and HOH filing status, if claimed;
- C. Submit Form 8867 in the manner required; **and**
- D. Keep all five of the following records for 3 years from the latest of the dates specified in the Form 8867 instructions under *Document Retention*.
 - 1. A copy of this Form 8867.
 - 2. The applicable worksheet(s) or your own worksheet(s) for any credit(s) claimed.
 - 3. Copies of any documents provided by the taxpayer on which you relied to determine the taxpayer's eligibility for the credit(s) and/or HOH filing status and to figure the amount(s) of the credit(s).
 - 4. A record of how, when, and from whom the information used to prepare this form and the applicable worksheet(s) was obtained.
 - 5. A record of any additional information you relied upon, including questions you asked and the taxpayer's responses, to determine the taxpayer's eligibility for the credit(s) and/or HOH filing status and to figure the amount(s) of the credit(s).

If you have not complied with all due diligence requirements, you may have to pay a penalty for each failure to comply related to a claim of an applicable credit or HOH filing status (see instructions for more information).

	Yes	No
15 Do you certify that all of the answers on this Form 8867 are, to the best of your knowledge, true, correct, and complete?	<input checked="" type="checkbox"/>	<input type="checkbox"/>

Additional Information From 2023 Federal Tax Return**Schedule C (NPR SOLUTIONS LLC): Profit or Loss from Business****Line 25****Itemization Statement**

Description	Amount
MOBILE BILL(12M*\$55PM)	660.
INTERNET(12M*\$85PM)	1,020.
ELECTRICTY(12M*\$130PM)	1,560.
Total	3,240.

INSTRUCTIONS FOR INDIVIDUAL AND FIDUCIARIES ESTIMATED TAX (500ES)

WHO MUST FILE ESTIMATED TAX. Each individual or fiduciary subject to Georgia income tax who reasonably expects to have gross income during the year which exceeds (1) personal exemption, plus (2) credit for dependents, plus (3) estimated deductions, plus (4) \$1,000 of income not subject to withholding.

EXCEPTION. Estimated tax is not required if, under an agreement between the employer and the employee, additional tax is withheld to cover income that normally would require estimated tax to be filed. Individuals whose gross income from farming or fishing is at least two thirds of the total gross income from all sources may: (a) file as other taxpayers or (b) file their return by March 1 and pay the full amount of tax due by that date. Fiduciaries shall not be required to pay estimated tax with respect to any taxable year ending before the date two years after the date of the decedent's death in the case of:

1. The estate of such decedent; or
2. A testamentary trust as defined in IRC Section 6654(l)(2)(B).

PURPOSE OF ESTIMATED TAX. The purpose is to enable taxpayers having income not subject to withholding to currently pay their income tax. Taxpayers are also required to file an annual return claiming credit thereon for amounts paid or credited to their estimated tax.

PAYMENT OF ESTIMATED TAX. Payment in full of your estimated tax may be made with the first required installment or in equal installments during this year on or before April 15, June 15, September 15, and the following January 15. Fiscal year filers should adjust the dates accordingly. If the due date falls on a weekend or holiday, the tax shall be due on the next day that is not a weekend or holiday.

HOW TO ESTIMATE YOUR TAX. A schedule for computing your estimated tax and the tax rate schedules are listed in the Tax Booklet.

PENALTIES. Failure to comply with the provisions of this law relative to underpayment of installments may result in the assessment of additional charges as a penalty. Willful failure to pay estimated tax will constitute a misdemeanor.

STANDARD DEDUCTION.

Single, Head of household, or Married filing separately..... \$12,000
 Married filing jointly\$24,000
 (After 12/31/23, there are no more additional \$1,300 deductions for taxpayers who are age 65 or older or blind.)

These additional deductions are for you and your spouse only if the standard deduction is used. These amounts are standard regardless of income.

WHEN AND WHERE TO FILE. Estimated tax required from persons not regarded as farmers or fishermen shall be filed on or before April 15 of the taxable year, except if the above requirements are first met on or after April 1 and before June 1, estimated tax must be filed by June 15; on or after June 1 but before September 1, by September 15; and on or after September 1, by January 15 of the following year. Individuals filing on a fiscal year basis ending after December 31 must file on corresponding dates.

Make check or money order payable to:

"Georgia Department of Revenue"

Payment should be mailed to:
Processing Center
Georgia Department of Revenue
PO Box 740319
Atlanta, Georgia 30374-0319

You may also pay estimated tax with a credit card. Visit our website at dor.georgia.gov for more information.

HOW TO COMPLETE FORM 500 ES.

Complete the name and address field located on the upper right side of coupon. Calculate your estimated tax using the schedule in the tax booklet. Line 15 is your estimated tax for the year. Divide Line 15 by the number of quarters of liability (see "When and Where to File" above) to compute the amount to be submitted quarterly. Enter this amount on Form 500 ES and submit to the Georgia Department of Revenue.

EXEMPTION AMOUNT FOR TAX YEAR 2024

Dependent Exemption.....\$3,000
 (After 12/31/23, there are no more personal exemptions for self and spouse if married or self if not married)

Maximum Retirement Income Exclusion:

If age 62-64 or less than 62 and permanently disabled.....\$35,000
 If age 65 or older.....\$65,000

Maximum Military Retirement Income Exclusion:

If under the age of 62..... \$17,500
 If under the age of 62 with earned income of more than \$17,500..... \$35,000

Georgia Public Revenue Code Section 48-2-31 stipulates that taxes shall be paid in lawful money of the United States, free of any expense to the State of Georgia.

PLEASE DO NOT STAPLE. PLEASE REMOVE ALL ATTACHED CHECK STUBS.

----- Cut along dotted line -----

500 ES (Rev. 06/21/23)
Individual and Fiduciary Estimated Tax
Payment Voucher



2450011512

Individual or Fiduciary Name and Address:

R NARAHARI & P KOMATIREDDY
 5120 WATERS CT

CUMMING GA 30028

Calendar Year **2024**

or Fiscal Year Ending _____ TYPE OF RETURN: 09-Individual 10-Fiduciary

Taxpayer's SSN or Fiduciary FEIN	Spouse's SSN	Tax Year	Quarter	Due Date	Vendor Code
757-09-7346	740-64-5317	2024	1	04/15/2024	115

PLEASE DO NOT STAPLE. REMOVE ALL CHECK STUBS.

Address Change

PROCESSING CENTER
 GEORGIA DEPARTMENT OF REVENUE
 PO BOX 740319
 ATLANTA GA 30374-0319

Amount Paid \$ 343.00

5000075709734640415242410920000000011500000343000

REV 01/29/24 PRO

INSTRUCTIONS FOR INDIVIDUAL AND FIDUCIARIES ESTIMATED TAX (500ES)

WHO MUST FILE ESTIMATED TAX. Each individual or fiduciary subject to Georgia income tax who reasonably expects to have gross income during the year which exceeds (1) personal exemption, plus (2) credit for dependents, plus (3) estimated deductions, plus (4) \$1,000 of income not subject to withholding.

EXCEPTION. Estimated tax is not required if, under an agreement between the employer and the employee, additional tax is withheld to cover income that normally would require estimated tax to be filed. Individuals whose gross income from farming or fishing is at least two thirds of the total gross income from all sources may: (a) file as other taxpayers or (b) file their return by March 1 and pay the full amount of tax due by that date. Fiduciaries shall not be required to pay estimated tax with respect to any taxable year ending before the date two years after the date of the decedent's death in the case of:

1. The estate of such decedent; or
2. A testamentary trust as defined in IRC Section 6654(l)(2)(B).

PURPOSE OF ESTIMATED TAX. The purpose is to enable taxpayers having income not subject to withholding to currently pay their income tax. Taxpayers are also required to file an annual return claiming credit thereon for amounts paid or credited to their estimated tax.

PAYMENT OF ESTIMATED TAX. Payment in full of your estimated tax may be made with the first required installment or in equal installments during this year on or before April 15, June 15, September 15, and the following January 15. Fiscal year filers should adjust the dates accordingly. If the due date falls on a weekend or holiday, the tax shall be due on the next day that is not a weekend or holiday.

HOW TO ESTIMATE YOUR TAX. A schedule for computing your estimated tax and the tax rate schedules are listed in the Tax Booklet.

PENALTIES. Failure to comply with the provisions of this law relative to underpayment of installments may result in the assessment of additional charges as a penalty. Willful failure to pay estimated tax will constitute a misdemeanor.

STANDARD DEDUCTION.

Single, Head of household, or Married filing separately..... \$12,000
 Married filing jointly\$24,000
 (After 12/31/23, there are no more additional \$1,300 deductions for taxpayers who are age 65 or older or blind.)

These additional deductions are for you and your spouse only if the standard deduction is used. These amounts are standard regardless of income.

WHEN AND WHERE TO FILE. Estimated tax required from persons not regarded as farmers or fishermen shall be filed on or before April 15 of the taxable year, except if the above requirements are first met on or after April 1 and before June 1, estimated tax must be filed by June 15; on or after June 1 but before September 1, by September 15; and on or after September 1, by January 15 of the following year. Individuals filing on a fiscal year basis ending after December 31 must file on corresponding dates.

Make check or money order payable to:

“Georgia Department of Revenue”

Payment should be mailed to:
Processing Center
Georgia Department of Revenue
PO Box 740319
Atlanta, Georgia 30374-0319

You may also pay estimated tax with a credit card. Visit our website at dor.georgia.gov for more information.

HOW TO COMPLETE FORM 500 ES.

Complete the name and address field located on the upper right side of coupon. Calculate your estimated tax using the schedule in the tax booklet. Line 15 is your estimated tax for the year. Divide Line 15 by the number of quarters of liability (see “When and Where to File” above) to compute the amount to be submitted quarterly. Enter this amount on Form 500 ES and submit to the Georgia Department of Revenue.

EXEMPTION AMOUNT FOR TAX YEAR 2024

Dependent Exemption.....\$3,000
 (After 12/31/23, there are no more personal exemptions for self and spouse if married or self if not married)

Maximum Retirement Income Exclusion:

If age 62-64 or less than 62 and permanently disabled.....\$35,000
 If age 65 or older.....\$65,000

Maximum Military Retirement Income Exclusion:

If under the age of 62..... \$17,500
 If under the age of 62 with earned income of more than \$17,500..... \$35,000

Georgia Public Revenue Code Section 48-2-31 stipulates that taxes shall be paid in lawful money of the United States, free of any expense to the State of Georgia.

PLEASE DO NOT STAPLE. PLEASE REMOVE ALL ATTACHED CHECK STUBS.

----- Cut along dotted line -----

500 ES (Rev. 06/21/23)
Individual and Fiduciary Estimated Tax
Payment Voucher



2450011512

Individual or Fiduciary Name and Address:

R NARAHARI & P KOMATIREDDY
 5120 WATERS CT

CUMMING GA 30028

Calendar Year **2024**

or Fiscal Year Ending _____ TYPE OF RETURN: 09-Individual 10-Fiduciary

Taxpayer's SSN or Fiduciary FEIN	Spouse's SSN	Tax Year	Quarter	Due Date	Vendor Code
757-09-7346	740-64-5317	2024	2	06/15/2024	115

PLEASE DO NOT STAPLE. REMOVE ALL CHECK STUBS.

Address Change

PROCESSING CENTER
 GEORGIA DEPARTMENT OF REVENUE
 PO BOX 740319
 ATLANTA GA 30374-0319

Amount Paid \$ 343.00

5000075709734640615242420920000000011500000343006

REV 01/29/24 PRO

INSTRUCTIONS FOR INDIVIDUAL AND FIDUCIARIES ESTIMATED TAX (500ES)

WHO MUST FILE ESTIMATED TAX. Each individual or fiduciary subject to Georgia income tax who reasonably expects to have gross income during the year which exceeds (1) personal exemption, plus (2) credit for dependents, plus (3) estimated deductions, plus (4) \$1,000 of income not subject to withholding.

EXCEPTION. Estimated tax is not required if, under an agreement between the employer and the employee, additional tax is withheld to cover income that normally would require estimated tax to be filed. Individuals whose gross income from farming or fishing is at least two thirds of the total gross income from all sources may: (a) file as other taxpayers or (b) file their return by March 1 and pay the full amount of tax due by that date. Fiduciaries shall not be required to pay estimated tax with respect to any taxable year ending before the date two years after the date of the decedent's death in the case of:

1. The estate of such decedent; or
2. A testamentary trust as defined in IRC Section 6654(l)(2)(B).

PURPOSE OF ESTIMATED TAX. The purpose is to enable taxpayers having income not subject to withholding to currently pay their income tax. Taxpayers are also required to file an annual return claiming credit thereon for amounts paid or credited to their estimated tax.

PAYMENT OF ESTIMATED TAX. Payment in full of your estimated tax may be made with the first required installment or in equal installments during this year on or before April 15, June 15, September 15, and the following January 15. Fiscal year filers should adjust the dates accordingly. If the due date falls on a weekend or holiday, the tax shall be due on the next day that is not a weekend or holiday.

HOW TO ESTIMATE YOUR TAX. A schedule for computing your estimated tax and the tax rate schedules are listed in the Tax Booklet.

PENALTIES. Failure to comply with the provisions of this law relative to underpayment of installments may result in the assessment of additional charges as a penalty. Willful failure to pay estimated tax will constitute a misdemeanor.

STANDARD DEDUCTION.

Single, Head of household, or Married filing separately..... \$12,000
 Married filing jointly\$24,000
 (After 12/31/23, there are no more additional \$1,300 deductions for taxpayers who are age 65 or older or blind.)

These additional deductions are for you and your spouse only if the standard deduction is used. These amounts are standard regardless of income.

WHEN AND WHERE TO FILE. Estimated tax required from persons not regarded as farmers or fishermen shall be filed on or before April 15 of the taxable year, except if the above requirements are first met on or after April 1 and before June 1, estimated tax must be filed by June 15; on or after June 1 but before September 1, by September 15; and on or after September 1, by January 15 of the following year. Individuals filing on a fiscal year basis ending after December 31 must file on corresponding dates.

Make check or money order payable to:

“Georgia Department of Revenue”

Payment should be mailed to:
 Processing Center
 Georgia Department of Revenue
 PO Box 740319
 Atlanta, Georgia 30374-0319

You may also pay estimated tax with a credit card. Visit our website at dor.georgia.gov for more information.

HOW TO COMPLETE FORM 500 ES.

Complete the name and address field located on the upper right side of coupon. Calculate your estimated tax using the schedule in the tax booklet. Line 15 is your estimated tax for the year. Divide Line 15 by the number of quarters of liability (see “When and Where to File” above) to compute the amount to be submitted quarterly. Enter this amount on Form 500 ES and submit to the Georgia Department of Revenue.

EXEMPTION AMOUNT FOR TAX YEAR 2024

Dependent Exemption.....\$3,000
 (After 12/31/23, there are no more personal exemptions for self and spouse if married or self if not married)

Maximum Retirement Income Exclusion:

If age 62-64 or less than 62 and permanently disabled.....\$35,000
 If age 65 or older.....\$65,000

Maximum Military Retirement Income Exclusion:

If under the age of 62..... \$17,500
 If under the age of 62 with earned income of more than \$17,500..... \$35,000

Georgia Public Revenue Code Section 48-2-31 stipulates that taxes shall be paid in lawful money of the United States, free of any expense to the State of Georgia.

PLEASE DO NOT STAPLE. PLEASE REMOVE ALL ATTACHED CHECK STUBS.

----- Cut along dotted line -----

500 ES (Rev. 06/21/23)

Individual and Fiduciary Estimated Tax Payment Voucher



2450011512

Individual or Fiduciary Name and Address:

R NARAHARI & P KOMATIREDDY
 5120 WATERS CT

CUMMING GA 30028

Calendar Year **2024**

or Fiscal Year Ending _____ TYPE OF RETURN: 09-Individual 10-Fiduciary

Taxpayer's SSN or Fiduciary FEIN	Spouse's SSN	Tax Year	Quarter	Due Date	Vendor Code
757-09-7346	740-64-5317	2024	3	09/15/2024	115

PLEASE DO NOT STAPLE. REMOVE ALL CHECK STUBS.

Address Change

PROCESSING CENTER
 GEORGIA DEPARTMENT OF REVENUE
 PO BOX 740319
 ATLANTA GA 30374-0319

Amount Paid \$ 343.00

5000075709734640915242430920000000011500000343001

REV 01/29/24 PRO

INSTRUCTIONS FOR INDIVIDUAL AND FIDUCIARIES ESTIMATED TAX (500ES)

WHO MUST FILE ESTIMATED TAX. Each individual or fiduciary subject to Georgia income tax who reasonably expects to have gross income during the year which exceeds (1) personal exemption, plus (2) credit for dependents, plus (3) estimated deductions, plus (4) \$1,000 of income not subject to withholding.

EXCEPTION. Estimated tax is not required if, under an agreement between the employer and the employee, additional tax is withheld to cover income that normally would require estimated tax to be filed. Individuals whose gross income from farming or fishing is at least two thirds of the total gross income from all sources may: (a) file as other taxpayers or (b) file their return by March 1 and pay the full amount of tax due by that date. Fiduciaries shall not be required to pay estimated tax with respect to any taxable year ending before the date two years after the date of the decedent's death in the case of:

1. The estate of such decedent; or
2. A testamentary trust as defined in IRC Section 6654(l)(2)(B).

PURPOSE OF ESTIMATED TAX. The purpose is to enable taxpayers having income not subject to withholding to currently pay their income tax. Taxpayers are also required to file an annual return claiming credit thereon for amounts paid or credited to their estimated tax.

PAYMENT OF ESTIMATED TAX. Payment in full of your estimated tax may be made with the first required installment or in equal installments during this year on or before April 15, June 15, September 15, and the following January 15. Fiscal year filers should adjust the dates accordingly. If the due date falls on a weekend or holiday, the tax shall be due on the next day that is not a weekend or holiday.

HOW TO ESTIMATE YOUR TAX. A schedule for computing your estimated tax and the tax rate schedules are listed in the Tax Booklet.

PENALTIES. Failure to comply with the provisions of this law relative to underpayment of installments may result in the assessment of additional charges as a penalty. Willful failure to pay estimated tax will constitute a misdemeanor.

STANDARD DEDUCTION.

Single, Head of household, or Married filing separately..... \$12,000
 Married filing jointly\$24,000
 (After 12/31/23, there are no more additional \$1,300 deductions for taxpayers who are age 65 or older or blind.)

These additional deductions are for you and your spouse only if the standard deduction is used. These amounts are standard regardless of income.

WHEN AND WHERE TO FILE. Estimated tax required from persons not regarded as farmers or fishermen shall be filed on or before April 15 of the taxable year, except if the above requirements are first met on or after April 1 and before June 1, estimated tax must be filed by June 15; on or after June 1 but before September 1, by September 15; and on or after September 1, by January 15 of the following year. Individuals filing on a fiscal year basis ending after December 31 must file on corresponding dates.

Make check or money order payable to:

"Georgia Department of Revenue"

Payment should be mailed to:
Processing Center
Georgia Department of Revenue
PO Box 740319
Atlanta, Georgia 30374-0319

You may also pay estimated tax with a credit card. Visit our website at dor.georgia.gov for more information.

HOW TO COMPLETE FORM 500 ES.

Complete the name and address field located on the upper right side of coupon. Calculate your estimated tax using the schedule in the tax booklet. Line 15 is your estimated tax for the year. Divide Line 15 by the number of quarters of liability (see "When and Where to File" above) to compute the amount to be submitted quarterly. Enter this amount on Form 500 ES and submit to the Georgia Department of Revenue.

EXEMPTION AMOUNT FOR TAX YEAR 2024

Dependent Exemption.....\$3,000
 (After 12/31/23, there are no more personal exemptions for self and spouse if married or self if not married)

Maximum Retirement Income Exclusion:

If age 62-64 or less than 62 and permanently disabled.....\$35,000
 If age 65 or older.....\$65,000

Maximum Military Retirement Income Exclusion:

If under the age of 62..... \$17,500
 If under the age of 62 with earned income of more than \$17,500..... \$35,000

Georgia Public Revenue Code Section 48-2-31 stipulates that taxes shall be paid in lawful money of the United States, free of any expense to the State of Georgia.

PLEASE DO NOT STAPLE. PLEASE REMOVE ALL ATTACHED CHECK STUBS.

----- Cut along dotted line -----

500 ES (Rev. 06/21/23)
Individual and Fiduciary Estimated Tax
Payment Voucher



2450011512

Individual or Fiduciary Name and Address:

R NARAHARI & P KOMATIREDDY
 5120 WATERS CT
 CUMMING GA 30028

Calendar Year **2024**

or Fiscal Year Ending _____ TYPE OF RETURN: 09-Individual 10-Fiduciary

Taxpayer's SSN or Fiduciary FEIN	Spouse's SSN	Tax Year	Quarter	Due Date	Vendor Code
757-09-7346	740-64-5317	2024	4	01/15/2025	115

PLEASE DO NOT STAPLE. REMOVE ALL CHECK STUBS.

Address Change

PROCESSING CENTER
 GEORGIA DEPARTMENT OF REVENUE
 PO BOX 740319
 ATLANTA GA 30374-0319

Amount Paid \$ 343.00

5000075709734640115252440920000000011500000343006

REV 01/29/24 PRO

Dos and Don'ts Checklist for the Individual/Fiduciary (525-TV) Payment Voucher

Payments can be made electronically on the Georgia Tax Center (GTC) gtc.dor.ga.gov/ .

- Do:**
- Use a payment voucher with a valid scanline.
 - Only complete this voucher if you owe taxes.
 - Complete the voucher in its entirety.
 - Write your SSN or FEIN on your check or money order.
 - Make your check or money order payable to: Georgia Department of Revenue
 - Remember if the due date falls on a weekend or holiday, the tax shall be due on the next day that is not a weekend or holiday.
 - Mail your voucher and payment to the address listed below if your return was filed electronically.

**Processing Center
Georgia Department of Revenue
PO Box 740323
Atlanta, Georgia 30374-0323**

- Mail your return, payment voucher and payment to the address that appears on the return if filing a paper return.

- Do not:**
- Mail this entire page.
 - Staple your payment and voucher together.
 - Print on both sides of the paper.
 - Handwrite any information.

Georgia Public Revenue Code Section 48-2-31 stipulates that taxes shall be paid in lawful money of the United States, free of any expense to the State of Georgia.

----- Cut along dotted line -----

<p>525-TV (Rev. 06/05/23) Individual and Fiduciary Payment Voucher</p> <p>2023</p>	 2452511513	<p>Individual or Fiduciary Name and Address:</p> <p>RAJA CHANDRASEKHAR R NARAHARI 5120 WATERS CT CUMMING GA 30028</p>
<p> <input type="checkbox"/> Amended Return <input type="checkbox"/> Paper Return <input checked="" type="checkbox"/> Electronically Filed TYPE OF RETURN: <input checked="" type="checkbox"/> 09-Individual <input type="checkbox"/> 10-Fiduciary </p>		
Taxpayer's SSN or Fiduciary FEIN 757-09-7346	Spouse's SSN (if joint or combined return) 740-64-5317	Tax Year 2023
Daytime Telephone Number 716-277-6343		Vendor Code 115

PLEASE DO NOT STAPLE. REMOVE ALL CHECK STUBS.

PROCESSING CENTER
GEORGIA DEPARTMENT OF REVENUE
PO BOX 740323
ATLANTA GA 30374-0323


Amount Paid \$ 1369.00

52500757097346423092120000000000000011500001369004

REV 01/29/24 PRO



2400411515



Georgia Form 500 (Rev. 08/30/23)

Individual Income Tax Return
Georgia Department of Revenue

2023 (Approved software version)

Page 1

Fiscal Year
Beginning

STATE GA
ISSUED

Fiscal Year
Ending

YOUR DRIVER'S
LICENSE/STATE ID

070696527

YOUR FIRST NAME

1. RAJA CHANDRASEKH

MI

YOUR SOCIAL SECURITY NUMBER

757-09-7346

LAST NAME (For Name Change See IT-511 Tax Booklet)

NARAHARI

SUFFIX

SPOUSE'S FIRST NAME

PRATHIBHA BHARAT

MI

SPOUSE'S SOCIAL SECURITY NUMBER

740-64-5317

LAST NAME

KOMATIREDDY

SUFFIX

DEPARTMENT USE ONLY

ADDRESS (NUMBER AND STREET or P.O. BOX) (Use 2nd address line for Apt, Suite or Building Number)

CHECK IF ADDRESS HAS CHANGED

2. 5120 WATERS CT

CITY (Please insert a space if the city has multiple names)

3. CUMMING

STATE

GA

ZIP CODE

30028

(COUNTRY IF FOREIGN)

4. Enter your Residency Status with the appropriate number

Residency Status

4. 1

1. FULL-YEAR RESIDENT 2. PART-YEAR RESIDENT

TO

3. NONRESIDENT

Omit Lines 9 thru 14 and use Form 500 Schedule 3 if you are a part-year or nonresident filer.

5. Enter Filing Status with appropriate letter (See IT-511 Tax Booklet).....

Filing Status

5. B

A. Single B. Married filing joint C. Married filing separate (Spouse's social security number must be entered above) D. Head of Household or Qualifying Surviving Spouse


6. Number of exemptions (Check appropriate box(es) and enter total in 6c.) 6a. Yourself 6b. Spouse 6c. 2

7a. Number of Qualified Dependents* 2 7b. Number of Unborn Dependents 7c. Total Number of Dependents 2

*Enter details on Line 7d., and DO NOT include yourself, spouse and/or your unborn dependents. See IT-511 Tax Booklet.

All Pages (1-5) are required for processing

REV 01/29/24 PRO



YOUR SOCIAL SECURITY NUMBER
 757-09-7346

7d. Qualified Dependents. (If you have more than 4 dependents, attach a list of additional dependents).

First Name, MI. ANISH REDDY **Last Name** NARAHARI
Social Security Number 333-27-0233 **Relationship to You** SON

First Name, MI. PRAGNAY REDDY **Last Name** NARAHARI
Social Security Number 891-14-6725 **Relationship to You** SON

First Name, MI. **Last Name**
Social Security Number **Relationship to You**

First Name, MI. **Last Name**
Social Security Number **Relationship to You**

INCOME COMPUTATIONS

If amount on line 8, 9, 10, 13 or 15 is negative, use the minus sign (-). Example -3456.

8. Federal adjusted gross income (From Federal Form 1040).....	8.	126960
(Do not use FEDERAL TAXABLE INCOME) If the amount on Line 8 is \$40,000 or more, or your gross income is less than your W-2s you must include a copy of your Federal Form 1040 Pages 1, 2, and Schedule 1.		
9. Adjustments from Form 500 Schedule 1 (See IT-511 Tax Booklet)	9.	
10. Georgia adjusted gross income (Net total of Line 8 and Line 9).....	10.	126960
11. Standard Deduction (Do not use FEDERAL STANDARD DEDUCTION).....	11a.	7100
(See IT-511 Tax Booklet)		
b. Self: 65 or over? Blind? Total x 1,300=.....	11b.	
Spouse: 65 or over? Blind?		
c. Total Standard Deduction (Line 11a + Line 11b).....	11c.	7100
Use EITHER Line 11c OR Line 12c (Do not write on both lines)		
12. Total Itemized Deductions used in computing Federal Taxable Income. If you use itemized deductions, you must include Federal Schedule A.		
a. Federal Itemized Deductions (Schedule A- Form 1040).....	12a.	
b. Less adjustments: (See IT-511 Tax Booklet)	12b.	
c. Georgia Total Itemized Deductions.....	12c.	
13. Subtract either Line 11c or Line 12c from Line 10; enter balance.....	13.	119860



YOUR SOCIAL SECURITY NUMBER
 757-09-7346

14a. Enter the number from Line 6c. 2 Multiply by \$2,700 for filing status A or D or multiply by \$3,700 for filing status B or C	14a.	7400
14b. Enter the number from Line 7c. 2 Multiply by \$3,000.....	14b.	6000
14c. Add Lines 14a. and 14b. Enter total	14c.	13400
15a. Income before GA NOL (Line 13 less Line 14c or Schedule 3, Line 14).....	15a.	106460
15b. Georgia NOL utilized (Cannot exceed Line 15a or the amount after applying the 80% limitation, see IT-511 Tax Booklet for more information)....	15b.	
15c. Georgia Taxable Income (Line 15a less Line 15b).....	15c.	106460
16. Tax (Use Tax Rate Schedule in the IT-511 Tax Booklet)	16.	5886
17. Low Income Credit 17a. 17b.	17c.	
18. Other State(s) Tax Credit (Include a copy of the other state(s) return)	18.	
19. Credits used from IND-CR Summary Worksheet	19.	
20. Total Credits Used from Schedule 2 Georgia Tax Credits (must be filed electronically)	20.	
21. Total Credits Used (sum of Lines 17-20) cannot exceed Line 16	21.	0
22. Balance (Line 16 less Line 21) if zero or less than zero, enter zero	22.	5886

INCOME STATEMENT DETAILS Only enter income on which Georgia tax was withheld. Enter income from W-2s, 1099s, and G2-As on Line 4 GA Wages/Income. For other income statements complete Line 4 using the income reported from **Form G2-RP Line 12 or 13; Form G2-LP Line 11, or for Form G2-FL enter zero.**

(INCOME STATEMENT A)				(INCOME STATEMENT B)				(INCOME STATEMENT C)			
1. WITHHOLDING TYPE:				1. WITHHOLDING TYPE:				1. WITHHOLDING TYPE:			
<input checked="" type="checkbox"/> W-2	G2-A	G2-LP		W-2	G2-A	G2-LP		W-2	G2-A	G2-LP	
1099	G2-FL	G2-RP		1099	G2-FL	G2-RP		1099	G2-FL	G2-RP	
2. EMPLOYER/PAYER FEDERAL ID NUMBER (FEIN) <input checked="" type="checkbox"/> SSN				2. EMPLOYER/PAYER FEDERAL ID NUMBER (FEIN) SSN				2. EMPLOYER/PAYER FEDERAL ID NUMBER (FEIN) SSN			
061249050											
3. EMPLOYER/PAYER STATE WITHHOLDING ID				3. EMPLOYER/PAYER STATE WITHHOLDING ID				3. EMPLOYER/PAYER STATE WITHHOLDING ID			
9614845XW											
4. GA WAGES / INCOME				4. GA WAGES / INCOME				4. GA WAGES / INCOME			
90568											
5. GA TAX WITHHELD				5. GA TAX WITHHELD				5. GA TAX WITHHELD			
4517											

PLEASE COMPLETE INCOME STATEMENT DETAILS ON PAGE 4.
All Pages (1-5) are required for processing

REV 01/29/24 PRO



2400411545

YOUR SOCIAL SECURITY NUMBER
 757-09-7346

Page 4

(INCOME STATEMENT D)

1. WITHHOLDING TYPE:
 W-2 G2-A G2-LP
 1099 G2-FL G2-RP
2. EMPLOYER/PAYER FEDERAL
 ID NUMBER (FEIN) SSN

(INCOME STATEMENT E)

1. WITHHOLDING TYPE:
 W-2 G2-A G2-LP
 1099 G2-FL G2-RP
2. EMPLOYER/PAYER FEDERAL
 ID NUMBER (FEIN) SSN


(INCOME STATEMENT F)

1. WITHHOLDING TYPE:
 W-2 G2-A G2-LP
 1099 G2-FL G2-RP
2. EMPLOYER/PAYER FEDERAL
 ID NUMBER (FEIN) SSN

3. EMPLOYER/PAYER STATE WITHHOLDING ID 3. EMPLOYER/PAYER STATE WITHHOLDING ID 3. EMPLOYER/PAYER STATE WITHHOLDING ID
4. GA WAGES / INCOME 4. GA WAGES / INCOME 4. GA WAGES / INCOME
5. GA TAX WITHHELD 5. GA TAX WITHHELD 5. GA TAX WITHHELD

23. Georgia Income Tax Withheld on Wages and 1099s	23.	4517
(Enter Tax Withheld Only and include W-2s and/or 1099s)		
24. Other Georgia Income Tax Withheld.....	24.	
(Must include G2-A, G2-FL, G2-LP and/or G2-RP)		
25. Estimated Tax paid for 2023 and Form IT-560	25.	
26. Schedule 2B Refundable Tax Credits.....	26.	
(Cannot be claimed unless filed electronically)		
27. Total prepayment credits (Add Lines 23, 24, 25 and 26).....	27.	4517
28. If Line 22 exceeds Line 27, subtract Line 27 from Line 22 and enter balance due.....	28.	1369
29. If Line 27 exceeds Line 22, subtract Line 22 from Line 27 and enter overpayment	29.	
30. Amount to be credited to 2024 ESTIMATED TAX	30.	
31. Georgia Wildlife Conservation Fund (No gift of less than \$1.00).....	31.	
32. Georgia Fund for Children and Elderly (No gift of less than \$1.00).....	32.	
33. Georgia Cancer Research Fund (No gift of less than \$1.00)	33.	
34. Georgia Land Conservation Program (No gift of less than \$1.00).....	34.	
35. Georgia National Guard Foundation (No gift of less than \$1.00)	35.	
36. Dog & Cat Sterilization Fund (No gift of less than \$1.00).....	36.	
37. Saving the Cure Fund (No gift of less than \$1.00).....	37.	
38. Realizing Educational Achievement Can Happen (REACH) Program	38.	
(No gift of less than \$1.00)		

All Pages (1-5) are required for processing



YOUR SOCIAL SECURITY NUMBER
757-09-7346

- 39. Public Safety Memorial Grant (No gift of less than \$1.00)..... 39.
- 40. Disabled Veterans' Scholarship Fund (No gift of less than \$1.00)..... 40.
- 41. Form 500 UET (Estimated tax penalty) 500 UET exception attached..... 41.
- 42. Penalty: Late Payment and/or Late Filing..... 42.
- 43. Interest 43.
- 44. (If you owe) Add Lines 28, 31 through 43 44.

1369

**MAKE CHECK PAYABLE TO GEORGIA DEPARTMENT OF REVENUE,
Mail To: GEORGIA DEPARTMENT OF REVENUE PROCESSING CENTER,
PO BOX 740399 ATLANTA, GA 30374-0399**

- 45. (If you are due a refund) Subtract the sum of Lines 30 thru 43 from Line 29
THIS IS YOUR REFUND..... 45.
Refund Due Mail To: GEORGIA DEPARTMENT OF REVENUE PROCESSING CENTER,
PO BOX 740380 ATLANTA, GA 30374-0380

If you do not enter Direct Deposit information or if you are a first time filer you will be issued a paper check.

45a. Direct Deposit (U.S. Accounts Only) Type: Checking Savings

Routing Number	Account Number
-------------------	-------------------

Mail pages 1-5 and any applicable schedules, forms, documentation. DO NOT staple pages.

I/We declare under the penalties of perjury that I/we have examined this return (including accompanying schedules and statements) and to the best of my/our knowledge and belief, it is true, correct, and complete. If prepared by a person other than the taxpayer(s), this declaration is based on all information of which the preparer has knowledge.

Taxpayer's Signature (Check box if deceased)

Spouse's Signature (Check box if deceased)

Taxpayer's Date of Death

Spouse's Date of Death

Taxpayer's Signature Date

Taxpayer's Phone Number
716-277-6343

Spouse's Signature Date

By providing my e-mail address I am authorizing the Georgia Department of Revenue to electronically notify me at the below e-mail address regarding any updates to my account(s).

Taxpayer's E-mail Address

I authorize DOR to discuss this return with the named preparer.

VENKATA SAI PAVAN KUMAR DUDIPALLI

Preparer's Phone Number
678-965-9522

Signature of Preparer
Name of Preparer Other Than Taxpayer
VENKATA SAI PAVAN KUMAR D

Preparer's FEIN
88-2145487

Preparer's Firm Name
GLOBAL TAXES LLC

Preparer's SSN/PTIN/SIDN
P02470833

All Pages (1-5) are required for processing