

IRS e-file Signature Authorization

▶ **ERO must obtain and retain completed Form 8879.**
▶ **Go to www.irs.gov/Form8879 for the latest information.**

Submission Identification Number (SID) ▶

Taxpayer's name LAKSHMI IMMADI	Social security number 636-77-3091
Spouse's name ASHISH PATNALA	Spouse's social security number 639-33-9822

Part I Tax Return Information — Tax Year Ending December 31, 2023 (Enter year you are authorizing.)

Enter whole dollars only on lines 1 through 5.

Note: Form 1040-SS filers use line 4 only. Leave lines 1, 2, 3, and 5 blank.

1 Adjusted gross income	1	200,648.
2 Total tax	2	27,644.
3 Federal income tax withheld from Form(s) W-2 and Form(s) 1099	3	28,393.
4 Amount you want refunded to you	4	1,142.
5 Amount you owe	5	

Part II Taxpayer Declaration and Signature Authorization (Be sure you get and keep a copy of your return)

Under penalties of perjury, I declare that I have examined a copy of the income tax return (original or amended) I am now authorizing, and to the best of my knowledge and belief, it is true, correct, and complete. I further declare that the amounts in Part I above are the amounts from the income tax return (original or amended) I am now authorizing. I consent to allow my intermediate service provider, transmitter, or electronic return originator (ERO) to send my return to the IRS and to receive from the IRS (a) an acknowledgement of receipt or reason for rejection of the transmission, (b) the reason for any delay in processing the return or refund, and (c) the date of any refund. If applicable, I authorize the U.S. Treasury and its designated Financial Agent to initiate an ACH electronic funds withdrawal (direct debit) entry to the financial institution account indicated in the tax preparation software for payment of my federal taxes owed on this return and/or a payment of estimated tax, and the financial institution to debit the entry to this account. This authorization is to remain in full force and effect until I notify the U.S. Treasury Financial Agent to terminate the authorization. To revoke (cancel) a payment, I must contact the U.S. Treasury Financial Agent at 1-888-353-4537. Payment cancellation requests must be received no later than 2 business days prior to the payment (settlement) date. I also authorize the financial institutions involved in the processing of the electronic payment of taxes to receive confidential information necessary to answer inquiries and resolve issues related to the payment. I further acknowledge that the personal identification number (PIN) below is my signature for the income tax return (original or amended) I am now authorizing and, if applicable, my Electronic Funds Withdrawal Consent.

Taxpayer's PIN: check one box only

- I authorize GLOBAL TAXES LLC to enter or generate my PIN

7	3	0	9	1
---	---	---	---	---

 as my signature on the income tax return (original or amended) I am now authorizing.
ERO firm name
Enter five digits, but don't enter all zeros
- I will enter my PIN as my signature on the income tax return (original or amended) I am now authorizing. Check this box **only** if you are entering your own PIN **and** your return is filed using the Practitioner PIN method. The ERO must complete Part III below.

Your signature ▶ _____ Date ▶ _____

Spouse's PIN: check one box only

- I authorize GLOBAL TAXES LLC to enter or generate my PIN

3	9	8	2	2
---	---	---	---	---

 as my signature on the income tax return (original or amended) I am now authorizing.
ERO firm name
Enter five digits, but don't enter all zeros
- I will enter my PIN as my signature on the income tax return (original or amended) I am now authorizing. Check this box **only** if you are entering your own PIN **and** your return is filed using the Practitioner PIN method. The ERO must complete Part III below.

Spouse's signature ▶ _____ Date ▶ _____

Practitioner PIN Method Returns Only—continue below

Part III Certification and Authentication — Practitioner PIN Method Only

ERO's EFIN/PIN. Enter your six-digit EFIN followed by your five-digit self-selected PIN.

2	2	2	4	9	6	6	1	9	8	9
---	---	---	---	---	---	---	---	---	---	---

Don't enter all zeros

I certify that the above numeric entry is my PIN, which is my signature for the electronic individual income tax return (original or amended) I am now authorized to file for tax year indicated above for the taxpayer(s) indicated above. I confirm that I am submitting this return in accordance with the requirements of the Practitioner PIN method and **Pub. 1345**, Handbook for Authorized IRS e-file Providers of Individual Income Tax Returns.

ERO's signature ▶ _____ Date ▶ _____

ERO Must Retain This Form — See Instructions
Don't Submit This Form to the IRS Unless Requested To Do So

For the year Jan. 1–Dec. 31, 2023, or other tax year beginning _____, 2023, ending _____, 2020 See separate instructions.

Your first name and middle initial LAKSHMI Last name IMMADI Your social security number 636 77 3091

If joint return, spouse's first name and middle initial ASHISH Last name PATNALA Spouse's social security number 639 33 9822

Home address (number and street). If you have a P.O. box, see instructions. 714 ANGELOU AVE Apt. no. Presidential Election Campaign Check here if you, or your spouse if filing jointly, want \$3 to go to this fund. Checking a box below will not change your tax or refund. [] You [] Spouse

Filing Status [] Single [] Head of household (HOH) [X] Married filing jointly (even if only one had income) [] Married filing separately (MFS) [] Qualifying surviving spouse (QSS) If you checked the MFS box, enter the name of your spouse. If you checked the HOH or QSS box, enter the child's name if the qualifying person is a child but not your dependent: _____

Digital Assets At any time during 2023, did you: (a) receive (as a reward, award, or payment for property or services); or (b) sell, exchange, or otherwise dispose of a digital asset (or a financial interest in a digital asset)? (See instructions.) [] Yes [X] No

Standard Deduction Someone can claim: [] You as a dependent [] Your spouse as a dependent [] Spouse itemizes on a separate return or you were a dual-status alien

Age/Blindness You: [] Were born before January 2, 1959 [] Are blind Spouse: [] Was born before January 2, 1959 [] Is blind

Table with 5 columns: (1) First name, Last name, (2) Social security number, (3) Relationship to you, (4) Check the box if qualifies for (see instructions): Child tax credit, Credit for other dependents. Row 1: MAIRA, PATNALA, 699-67-4580, Daughter, [X], []

Income table with 2 columns: Description, Amount. Row 1a: Total amount from Form(s) W-2, box 1 (see instructions) 186,078. Row 1b: Household employee wages not reported on Form(s) W-2. Row 1c: Tip income not reported on line 1a (see instructions). Row 1d: Medicaid waiver payments not reported on Form(s) W-2 (see instructions). Row 1e: Taxable dependent care benefits from Form 2441, line 26. Row 1f: Employer-provided adoption benefits from Form 8839, line 29. Row 1g: Wages from Form 8919, line 6. Row 1h: Other earned income (see instructions) 0. Row 1i: Nontaxable combat pay election (see instructions) 1i. Row 1z: Add lines 1a through 1h 186,078.

Table with 2 columns: Description, Amount. Row 2a: Tax-exempt interest 2a. Row 3a: Qualified dividends 60. Row 4a: IRA distributions 4a. Row 5a: Pensions and annuities 5a. Row 6a: Social security benefits 6a. Row 2b: Taxable interest 2b. Row 3b: Ordinary dividends 60. Row 4b: Taxable amount 4b. Row 5b: Taxable amount 5b. Row 6b: Taxable amount 6b. Row 7: Capital gain or (loss). Attach Schedule D if required. If not required, check here [] 6,274. Row 8: Additional income from Schedule 1, line 10 [] 8,862. Row 9: Add lines 1z, 2b, 3b, 4b, 5b, 6b, 7, and 8. This is your total income 201,274. Row 10: Adjustments to income from Schedule 1, line 26 626. Row 11: Subtract line 10 from line 9. This is your adjusted gross income 200,648. Row 12: Standard deduction or itemized deductions (from Schedule A) 27,700. Row 13: Qualified business income deduction from Form 8995 or Form 8995-A 13. Row 14: Add lines 12 and 13 27,700. Row 15: Subtract line 14 from line 11. If zero or less, enter -0-. This is your taxable income 172,948.

Attach Sch. B if required. Standard Deduction for— • Single or Married filing separately, \$13,850 • Married filing jointly or Qualifying surviving spouse, \$27,700 • Head of household, \$20,800 • If you checked any box under Standard Deduction, see instructions.

Tax and Credits	16	Tax (see instructions). Check if any from Form(s): 1 <input type="checkbox"/> 8814 2 <input type="checkbox"/> 4972 3 <input type="checkbox"/> _____	16	28,392.
	17	Amount from Schedule 2, line 3	17	
	18	Add lines 16 and 17	18	28,392.
	19	Child tax credit or credit for other dependents from Schedule 8812	19	2,000.
	20	Amount from Schedule 3, line 8	20	
	21	Add lines 19 and 20	21	2,000.
	22	Subtract line 21 from line 18. If zero or less, enter -0-	22	26,392.
	23	Other taxes, including self-employment tax, from Schedule 2, line 21	23	1,252.
24	Add lines 22 and 23. This is your total tax	24	27,644.	

Payments	25	Federal income tax withheld from:		
	a	Form(s) W-2	25a	28,393.
	b	Form(s) 1099	25b	
	c	Other forms (see instructions)	25c	
	d	Add lines 25a through 25c	25d	28,393.
	26	2023 estimated tax payments and amount applied from 2022 return	26	
	27	Earned income credit (EIC) <input type="checkbox"/> NO	27	
	28	Additional child tax credit from Schedule 8812	28	
	29	American opportunity credit from Form 8863, line 8	29	
	30	Reserved for future use	30	
31	Amount from Schedule 3, line 15	31	393.	
32	Add lines 27, 28, 29, and 31. These are your total other payments and refundable credits	32	393.	
33	Add lines 25d, 26, and 32. These are your total payments	33	28,786.	

Refund	34	If line 33 is more than line 24, subtract line 24 from line 33. This is the amount you overpaid	34	1,142.
	35a	Amount of line 34 you want refunded to you . If Form 8888 is attached, check here <input type="checkbox"/>	35a	1,142.
	b	Routing number 1 1 1 0 0 0 6 1 4 c Type: <input checked="" type="checkbox"/> Checking <input type="checkbox"/> Savings		
	d	Account number 5 5 1 2 1 6 6 0 6		
36	Amount of line 34 you want applied to your 2024 estimated tax	36		

Amount You Owe	37	Subtract line 33 from line 24. This is the amount you owe . For details on how to pay, go to www.irs.gov/Payments or see instructions	37	
	38	Estimated tax penalty (see instructions)	38	

Third Party Designee Do you want to allow another person to discuss this return with the IRS? See instructions **Yes**. Complete below. **No**

Designee's name _____ Phone no. _____ Personal identification number (PIN) _____

Sign Here Under penalties of perjury, I declare that I have examined this return and accompanying schedules and statements, and to the best of my knowledge and belief, they are true, correct, and complete. Declaration of preparer (other than taxpayer) is based on all information of which preparer has any knowledge.

Your signature	Date	Your occupation SOFTWARE ENGINEER	If the IRS sent you an Identity Protection PIN, enter it here (see inst.)
Spouse's signature. If a joint return, both must sign.	Date	Spouse's occupation SOFTWARE ENGINEER	If the IRS sent your spouse an Identity Protection PIN, enter it here (see inst.)
Phone no. (443) 796-3256	Email address CHINNARI.313@GMAIL.COM		

Paid Preparer Use Only

Preparer's name VENKATA SAI PAVAN KUMAR DUDIPALLI	Preparer's signature VENKATA SAI PAVAN KUMAR DUDIPALLI	Date	PTIN P02470833	Check if: <input type="checkbox"/> Self-employed
Firm's name GLOBAL TAXES LLC	Firm's address 245 ROONEY CT E BRUNSWICK NJ 08816		Phone no. (678) 965-9522	Firm's EIN 88-2145487

**SCHEDULE 1
(Form 1040)**

Department of the Treasury
Internal Revenue Service

Additional Income and Adjustments to Income

Attach to Form 1040, 1040-SR, or 1040-NR.

Go to www.irs.gov/Form1040 for instructions and the latest information.

OMB No. 1545-0074

2023

Attachment
Sequence No. **01**

Name(s) shown on Form 1040, 1040-SR, or 1040-NR

LAKSHMI IMMADI & ASHISH PATNALA

Your social security number

636-77-3091

Part I Additional Income

1	Taxable refunds, credits, or offsets of state and local income taxes	1	
2a	Alimony received	2a	
b	Date of original divorce or separation agreement (see instructions): _____		
3	Business income or (loss). Attach Schedule C	3	8,862.
4	Other gains or (losses). Attach Form 4797	4	
5	Rental real estate, royalties, partnerships, S corporations, trusts, etc. Attach Schedule E	5	
6	Farm income or (loss). Attach Schedule F	6	
7	Unemployment compensation	7	
8	Other income:		
a	Net operating loss	8a	()
b	Gambling	8b	
c	Cancellation of debt	8c	
d	Foreign earned income exclusion from Form 2555	8d	()
e	Income from Form 8853	8e	
f	Income from Form 8889	8f	
g	Alaska Permanent Fund dividends	8g	
h	Jury duty pay	8h	
i	Prizes and awards	8i	
j	Activity not engaged in for profit income	8j	
k	Stock options	8k	
l	Income from the rental of personal property if you engaged in the rental for profit but were not in the business of renting such property	8l	
m	Olympic and Paralympic medals and USOC prize money (see instructions)	8m	
n	Section 951(a) inclusion (see instructions)	8n	
o	Section 951A(a) inclusion (see instructions)	8o	
p	Section 461(l) excess business loss adjustment	8p	
q	Taxable distributions from an ABLE account (see instructions)	8q	
r	Scholarship and fellowship grants not reported on Form W-2	8r	
s	Nontaxable amount of Medicaid waiver payments included on Form 1040, line 1a or 1d	8s	()
t	Pension or annuity from a nonqualified deferred compensation plan or a nongovernmental section 457 plan	8t	
u	Wages earned while incarcerated	8u	
z	Other income. List type and amount: _____	8z	
9	Total other income. Add lines 8a through 8z	9	
10	Combine lines 1 through 7 and 9. This is your additional income . Enter here and on Form 1040, 1040-SR, or 1040-NR, line 8	10	8,862.

For Paperwork Reduction Act Notice, see your tax return instructions.

Schedule 1 (Form 1040) 2023

Part II Adjustments to Income

11	Educator expenses		11	
12	Certain business expenses of reservists, performing artists, and fee-basis government officials. Attach Form 2106		12	
13	Health savings account deduction. Attach Form 8889		13	
14	Moving expenses for members of the Armed Forces. Attach Form 3903		14	
15	Deductible part of self-employment tax. Attach Schedule SE		15	626.
16	Self-employed SEP, SIMPLE, and qualified plans		16	
17	Self-employed health insurance deduction		17	
18	Penalty on early withdrawal of savings		18	
19a	Alimony paid		19a	
b	Recipient's SSN			
c	Date of original divorce or separation agreement (see instructions): _____			
20	IRA deduction		20	
21	Student loan interest deduction		21	
22	Reserved for future use		22	
23	Archer MSA deduction		23	
24	Other adjustments:			
a	Jury duty pay (see instructions)	24a		
b	Deductible expenses related to income reported on line 8I from the rental of personal property engaged in for profit	24b		
c	Nontaxable amount of the value of Olympic and Paralympic medals and USOC prize money reported on line 8m	24c		
d	Reforestation amortization and expenses	24d		
e	Repayment of supplemental unemployment benefits under the Trade Act of 1974	24e		
f	Contributions to section 501(c)(18)(D) pension plans	24f		
g	Contributions by certain chaplains to section 403(b) plans	24g		
h	Attorney fees and court costs for actions involving certain unlawful discrimination claims (see instructions)	24h		
i	Attorney fees and court costs you paid in connection with an award from the IRS for information you provided that helped the IRS detect tax law violations	24i		
j	Housing deduction from Form 2555	24j		
k	Excess deductions of section 67(e) expenses from Schedule K-1 (Form 1041)	24k		
z	Other adjustments. List type and amount: _____	24z		
25	Total other adjustments. Add lines 24a through 24z		25	
26	Add lines 11 through 23 and 25. These are your adjustments to income . Enter here and on Form 1040, 1040-SR, or 1040-NR, line 10		26	626.

**SCHEDULE 2
(Form 1040)**

Department of the Treasury
Internal Revenue Service

Additional Taxes

Attach to Form 1040, 1040-SR, or 1040-NR.

Go to www.irs.gov/Form1040 for instructions and the latest information.

OMB No. 1545-0074

2023

Attachment
Sequence No. **02**

Name(s) shown on Form 1040, 1040-SR, or 1040-NR

LAKSHMI IMMADI & ASHISH PATNALA

Your social security number

636-77-3091

Part I Tax

1	Alternative minimum tax. Attach Form 6251	1	
2	Excess advance premium tax credit repayment. Attach Form 8962	2	
3	Add lines 1 and 2. Enter here and on Form 1040, 1040-SR, or 1040-NR, line 17	3	

Part II Other Taxes

4	Self-employment tax. Attach Schedule SE	4	1,252.
5	Social security and Medicare tax on unreported tip income. Attach Form 4137	5	
6	Uncollected social security and Medicare tax on wages. Attach Form 8919	6	
7	Total additional social security and Medicare tax. Add lines 5 and 6	7	
8	Additional tax on IRAs or other tax-favored accounts. Attach Form 5329 if required. If not required, check here <input type="checkbox"/>	8	
9	Household employment taxes. Attach Schedule H	9	
10	Repayment of first-time homebuyer credit. Attach Form 5405 if required	10	
11	Additional Medicare Tax. Attach Form 8959	11	
12	Net investment income tax. Attach Form 8960	12	
13	Uncollected social security and Medicare or RRTA tax on tips or group-term life insurance from Form W-2, box 12	13	
14	Interest on tax due on installment income from the sale of certain residential lots and timeshares	14	
15	Interest on the deferred tax on gain from certain installment sales with a sales price over \$150,000	15	
16	Recapture of low-income housing credit. Attach Form 8611	16	

(continued on page 2)

Part II Other Taxes *(continued)*

17	Other additional taxes:		
a	Recapture of other credits. List type, form number, and amount: _____	17a	
b	Recapture of federal mortgage subsidy, if you sold your home see instructions	17b	
c	Additional tax on HSA distributions. Attach Form 8889	17c	
d	Additional tax on an HSA because you didn't remain an eligible individual. Attach Form 8889	17d	
e	Additional tax on Archer MSA distributions. Attach Form 8853	17e	
f	Additional tax on Medicare Advantage MSA distributions. Attach Form 8853	17f	
g	Recapture of a charitable contribution deduction related to a fractional interest in tangible personal property	17g	
h	Income you received from a nonqualified deferred compensation plan that fails to meet the requirements of section 409A	17h	
i	Compensation you received from a nonqualified deferred compensation plan described in section 457A	17i	
j	Section 72(m)(5) excess benefits tax	17j	
k	Golden parachute payments	17k	
l	Tax on accumulation distribution of trusts	17l	
m	Excise tax on insider stock compensation from an expatriated corporation	17m	
n	Look-back interest under section 167(g) or 460(b) from Form 8697 or 8866	17n	
o	Tax on non-effectively connected income for any part of the year you were a nonresident alien from Form 1040-NR	17o	
p	Any interest from Form 8621, line 16f, relating to distributions from, and dispositions of, stock of a section 1291 fund	17p	
q	Any interest from Form 8621, line 24	17q	
z	Any other taxes. List type and amount: _____	17z	
18	Total additional taxes. Add lines 17a through 17z		18
19	Reserved for future use		19
20	Section 965 net tax liability installment from Form 965-A	20	
21	Add lines 4, 7 through 16, and 18. These are your total other taxes . Enter here and on Form 1040 or 1040-SR, line 23, or Form 1040-NR, line 23b		21
			1,252.

**SCHEDULE 3
(Form 1040)**

Department of the Treasury
Internal Revenue Service

Additional Credits and Payments

Attach to Form 1040, 1040-SR, or 1040-NR.
Go to www.irs.gov/Form1040 for instructions and the latest information.

OMB No. 1545-0074

2023
Attachment
Sequence No. **03**

Name(s) shown on Form 1040, 1040-SR, or 1040-NR

LAKSHMI IMMADI & ASHISH PATNALA

Your social security number

636-77-3091

Part I Nonrefundable Credits

1	Foreign tax credit. Attach Form 1116 if required	1	
2	Credit for child and dependent care expenses from Form 2441, line 11. Attach Form 2441	2	
3	Education credits from Form 8863, line 19	3	
4	Retirement savings contributions credit. Attach Form 8880	4	
5a	Residential clean energy credit from Form 5695, line 15	5a	
b	Energy efficient home improvement credit from Form 5695, line 32	5b	
6	Other nonrefundable credits:		
a	General business credit. Attach Form 3800	6a	
b	Credit for prior year minimum tax. Attach Form 8801	6b	
c	Adoption credit. Attach Form 8839	6c	
d	Credit for the elderly or disabled. Attach Schedule R	6d	
e	Reserved for future use	6e	
f	Clean vehicle credit. Attach Form 8936	6f	
g	Mortgage interest credit. Attach Form 8396	6g	
h	District of Columbia first-time homebuyer credit. Attach Form 8859	6h	
i	Qualified electric vehicle credit. Attach Form 8834	6i	
j	Alternative fuel vehicle refueling property credit. Attach Form 8911	6j	
k	Credit to holders of tax credit bonds. Attach Form 8912	6k	
l	Amount on Form 8978, line 14. See instructions	6l	
m	Credit for previously owned clean vehicles. Attach Form 8936	6m	
z	Other nonrefundable credits. List type and amount: _____	6z	
7	Total other nonrefundable credits. Add lines 6a through 6z	7	
8	Add lines 1 through 4, 5a, 5b, and 7. Enter here and on Form 1040, 1040-SR, or 1040-NR, line 20	8	

(continued on page 2)

Part II Other Payments and Refundable Credits

9	Net premium tax credit. Attach Form 8962		9	
10	Amount paid with request for extension to file (see instructions)		10	
11	Excess social security and tier 1 RRTA tax withheld		11	393.
12	Credit for federal tax on fuels. Attach Form 4136		12	
13	Other payments or refundable credits:			
a	Form 2439	13a		
b	Credit for repayment of amounts included in income from earlier years	13b		
c	Elective payment election amount from Form 3800, Part III, line 6, column (i)	13c		
d	Deferred amount of net 965 tax liability (see instructions)	13d		
z	Other payments or refundable credits. List type and amount:	13z		
14	Total other payments or refundable credits. Add lines 13a through 13z		14	
15	Add lines 9 through 12 and 14. Enter here and on Form 1040, 1040-SR, or 1040-NR, line 31		15	393.

**SCHEDULE C
(Form 1040)**

**Profit or Loss From Business
(Sole Proprietorship)**

OMB No. 1545-0074

2023

Department of the Treasury
Internal Revenue Service

Attach to Form 1040, 1040-SR, 1040-SS, 1040-NR, or 1041; partnerships must generally file Form 1065.

Attachment
Sequence No. **09**

Go to www.irs.gov/ScheduleC for instructions and the latest information.

Name of proprietor ASHISH PATNALA		Social security number (SSN) 639-33-9822
A Principal business or profession, including product or service (see instructions) SOFTWARE SERVICES	B Enter code from instructions 5 1 9 2 0 0	
C Business name. If no separate business name, leave blank. MVK LLC	D Employer ID number (EIN) (see instr.) 9 2 3 7 4 1 9 6 7	
E Business address (including suite or room no.) 714 ANGELOU AVE City, town or post office, state, and ZIP code MIDDLETOWN, DE 19709		
F Accounting method: (1) <input checked="" type="checkbox"/> Cash (2) <input type="checkbox"/> Accrual (3) <input type="checkbox"/> Other (specify) _____		
G Did you "materially participate" in the operation of this business during 2023? If "No," see instructions for limit on losses . <input type="checkbox"/> Yes <input checked="" type="checkbox"/> No		
H If you started or acquired this business during 2023, check here <input type="checkbox"/>		
I Did you make any payments in 2023 that would require you to file Form(s) 1099? See instructions <input type="checkbox"/> Yes <input checked="" type="checkbox"/> No		
J If "Yes," did you or will you file required Form(s) 1099? <input type="checkbox"/> Yes <input type="checkbox"/> No		

Part I Income

1 Gross receipts or sales. See instructions for line 1 and check the box if this income was reported to you on Form W-2 and the "Statutory employee" box on that form was checked <input type="checkbox"/>	1	103,824.
2 Returns and allowances	2	
3 Subtract line 2 from line 1	3	103,824.
4 Cost of goods sold (from line 42)	4	
5 Gross profit. Subtract line 4 from line 3	5	103,824.
6 Other income, including federal and state gasoline or fuel tax credit or refund (see instructions)	6	
7 Gross income. Add lines 5 and 6	7	103,824.

Part II Expenses. Enter expenses for business use of your home **only** on line 30.

8 Advertising	8			18 Office expense (see instructions)	18	
9 Car and truck expenses (see instructions)	9	5,801.		19 Pension and profit-sharing plans	19	
10 Commissions and fees	10			20 Rent or lease (see instructions):		
11 Contract labor (see instructions)	11			a Vehicles, machinery, and equipment	20a	
12 Depletion	12			b Other business property	20b	28,800.
13 Depreciation and section 179 expense deduction (not included in Part III) (see instructions)	13			21 Repairs and maintenance	21	
14 Employee benefit programs (other than on line 19)	14			22 Supplies (not included in Part III)	22	
15 Insurance (other than health)	15			23 Taxes and licenses	23	
16 Interest (see instructions):				24 Travel and meals:		
a Mortgage (paid to banks, etc.)	16a	11,751.		a Travel	24a	
b Other	16b			b Deductible meals (see instructions)	24b	
17 Legal and professional services	17			25 Utilities	25	5,400.
28 Total expenses before expenses for business use of home. Add lines 8 through 27b	28			26 Wages (less employment credits)	26	
29 Tentative profit or (loss). Subtract line 28 from line 7	29			27a Other expenses (from line 48)	27a	43,210.
30 Expenses for business use of your home. Do not report these expenses elsewhere. Attach Form 8829 unless using the simplified method. See instructions. Simplified method filers only: Enter the total square footage of (a) your home: _____ and (b) the part of your home used for business: _____ . Use the Simplified Method Worksheet in the instructions to figure the amount to enter on line 30	30			b Energy efficient commercial bldgs deduction (attach Form 7205)	27b	
31 Net profit or (loss). Subtract line 30 from line 29. • If a profit, enter on both Schedule 1 (Form 1040), line 3 , and on Schedule SE, line 2 . (If you checked the box on line 1, see instructions.) Estates and trusts, enter on Form 1041, line 3 . • If a loss, you must go to line 32.	31					8,862.
32 If you have a loss, check the box that describes your investment in this activity. See instructions. • If you checked 32a, enter the loss on both Schedule 1 (Form 1040), line 3 , and on Schedule SE, line 2 . (If you checked the box on line 1, see the line 31 instructions.) Estates and trusts, enter on Form 1041, line 3 . • If you checked 32b, you must attach Form 6198 . Your loss may be limited.						
				32a <input checked="" type="checkbox"/> All investment is at risk.		
				32b <input type="checkbox"/> Some investment is not at risk.		

Part III Cost of Goods Sold (see instructions)

33 Method(s) used to value closing inventory: **a** Cost **b** Lower of cost or market **c** Other (attach explanation)

34 Was there any change in determining quantities, costs, or valuations between opening and closing inventory? Yes No
 If "Yes," attach explanation

35 Inventory at beginning of year. If different from last year's closing inventory, attach explanation . . .	35	
36 Purchases less cost of items withdrawn for personal use	36	
37 Cost of labor. Do not include any amounts paid to yourself	37	
38 Materials and supplies	38	
39 Other costs.	39	
40 Add lines 35 through 39	40	
41 Inventory at end of year	41	
42 Cost of goods sold. Subtract line 41 from line 40. Enter the result here and on line 4	42	

Part IV Information on Your Vehicle. Complete this part **only** if you are claiming car or truck expenses on line 9 and are not required to file Form 4562 for this business. See the instructions for line 13 to find out if you must file Form 4562.

43 When did you place your vehicle in service for business purposes? (month/day/year) 01/01/2013

44 Of the total number of miles you drove your vehicle during 2023, enter the number of miles you used your vehicle for:

a Business 8,856 **b** Commuting (see instructions) _____ **c** Other 11,144

45 Was your vehicle available for personal use during off-duty hours? Yes No

46 Do you (or your spouse) have another vehicle available for personal use? Yes No

47a Do you have evidence to support your deduction? Yes No

b If "Yes," is the evidence written? Yes No

Part V Other Expenses. List below business expenses not included on lines 8–26, line 27b, or line 30.

BACK OFFICE OPERATIONAL EXPENSES		43,210.
48 Total other expenses. Enter here and on line 27a	48	43,210.

**SCHEDULE D
(Form 1040)**

Capital Gains and Losses

OMB No. 1545-0074

2023

Department of the Treasury
Internal Revenue Service

Attach to Form 1040, 1040-SR, or 1040-NR.
Use Form 8949 to list your transactions for lines 1b, 2, 3, 8b, 9, and 10.
Go to www.irs.gov/ScheduleD for instructions and the latest information.

Attachment
Sequence No. **12**

Name(s) shown on return: **LAKSHMI IMMADI & ASHISH PATNALA** Your social security number: **636-77-3091**

Did you dispose of any investment(s) in a qualified opportunity fund during the tax year? Yes No
If "Yes," attach Form 8949 and see its instructions for additional requirements for reporting your gain or loss.

Part I Short-Term Capital Gains and Losses—Generally Assets Held One Year or Less (see instructions)

See instructions for how to figure the amounts to enter on the lines below. This form may be easier to complete if you round off cents to whole dollars.	(d) Proceeds (sales price)	(e) Cost (or other basis)	(g) Adjustments to gain or loss from Form(s) 8949, Part I, line 2, column (g)	(h) Gain or (loss) Subtract column (e) from column (d) and combine the result with column (g)
1a Totals for all short-term transactions reported on Form 1099-B for which basis was reported to the IRS and for which you have no adjustments (see instructions). However, if you choose to report all these transactions on Form 8949, leave this line blank and go to line 1b .				
1b Totals for all transactions reported on Form(s) 8949 with Box A checked	28,333.	25,879.		2,454.
2 Totals for all transactions reported on Form(s) 8949 with Box B checked				
3 Totals for all transactions reported on Form(s) 8949 with Box C checked				
4 Short-term gain from Form 6252 and short-term gain or (loss) from Forms 4684, 6781, and 8824				4
5 Net short-term gain or (loss) from partnerships, S corporations, estates, and trusts from Schedule(s) K-1				5
6 Short-term capital loss carryover. Enter the amount, if any, from line 8 of your Capital Loss Carryover Worksheet in the instructions				6 ()
7 Net short-term capital gain or (loss). Combine lines 1a through 6 in column (h). If you have any long-term capital gains or losses, go to Part II below. Otherwise, go to Part III on the back				7 2,454.

Part II Long-Term Capital Gains and Losses—Generally Assets Held More Than One Year (see instructions)

See instructions for how to figure the amounts to enter on the lines below. This form may be easier to complete if you round off cents to whole dollars.	(d) Proceeds (sales price)	(e) Cost (or other basis)	(g) Adjustments to gain or loss from Form(s) 8949, Part II, line 2, column (g)	(h) Gain or (loss) Subtract column (e) from column (d) and combine the result with column (g)
8a Totals for all long-term transactions reported on Form 1099-B for which basis was reported to the IRS and for which you have no adjustments (see instructions). However, if you choose to report all these transactions on Form 8949, leave this line blank and go to line 8b .				
8b Totals for all transactions reported on Form(s) 8949 with Box D checked	27,526.	23,706.		3,820.
9 Totals for all transactions reported on Form(s) 8949 with Box E checked				
10 Totals for all transactions reported on Form(s) 8949 with Box F checked				
11 Gain from Form 4797, Part I; long-term gain from Forms 2439 and 6252; and long-term gain or (loss) from Forms 4684, 6781, and 8824				11
12 Net long-term gain or (loss) from partnerships, S corporations, estates, and trusts from Schedule(s) K-1				12
13 Capital gain distributions. See the instructions				13
14 Long-term capital loss carryover. Enter the amount, if any, from line 13 of your Capital Loss Carryover Worksheet in the instructions				14 ()
15 Net long-term capital gain or (loss). Combine lines 8a through 14 in column (h). Then, go to Part III on the back				15 3,820.

For Paperwork Reduction Act Notice, see your tax return instructions.

Part III Summary

<p>16 Combine lines 7 and 15 and enter the result</p> <ul style="list-style-type: none"> • If line 16 is a gain, enter the amount from line 16 on Form 1040, 1040-SR, or 1040-NR, line 7. Then, go to line 17 below. • If line 16 is a loss, skip lines 17 through 20 below. Then, go to line 21. Also be sure to complete line 22. • If line 16 is zero, skip lines 17 through 21 below and enter -0- on Form 1040, 1040-SR, or 1040-NR, line 7. Then, go to line 22. 	16	6,274.
<p>17 Are lines 15 and 16 both gains? <input checked="" type="checkbox"/> Yes. Go to line 18. <input type="checkbox"/> No. Skip lines 18 through 21, and go to line 22.</p>		
<p>18 If you are required to complete the 28% Rate Gain Worksheet (see instructions), enter the amount, if any, from line 7 of that worksheet</p>	18	
<p>19 If you are required to complete the Unrecaptured Section 1250 Gain Worksheet (see instructions), enter the amount, if any, from line 18 of that worksheet</p>	19	
<p>20 Are lines 18 and 19 both zero or blank and you are not filing Form 4952? <input checked="" type="checkbox"/> Yes. Complete the Qualified Dividends and Capital Gain Tax Worksheet in the instructions for Form 1040, line 16. Don't complete lines 21 and 22 below. <input type="checkbox"/> No. Complete the Schedule D Tax Worksheet in the instructions. Don't complete lines 21 and 22 below.</p>		
<p>21 If line 16 is a loss, enter here and on Form 1040, 1040-SR, or 1040-NR, line 7, the smaller of:</p> <ul style="list-style-type: none"> • The loss on line 16; or • (\$3,000), or if married filing separately, (\$1,500) } <p>Note: When figuring which amount is smaller, treat both amounts as positive numbers.</p>	21	()
<p>22 Do you have qualified dividends on Form 1040, 1040-SR, or 1040-NR, line 3a? <input type="checkbox"/> Yes. Complete the Qualified Dividends and Capital Gain Tax Worksheet in the instructions for Form 1040, line 16. <input type="checkbox"/> No. Complete the rest of Form 1040, 1040-SR, or 1040-NR.</p>		

Sales and Other Dispositions of Capital Assets

Department of the Treasury
Internal Revenue Service

File with your Schedule D to list your transactions for lines 1b, 2, 3, 8b, 9, and 10 of Schedule D.

Go to www.irs.gov/Form8949 for instructions and the latest information.

Name(s) shown on return LAKSHMI IMMADI & ASHISH PATNALA	Social security number or taxpayer identification number 636-77-3091
---	--

Before you check Box A, B, or C below, see whether you received any Form(s) 1099-B or substitute statement(s) from your broker. A substitute statement will have the same information as Form 1099-B. Either will show whether your basis (usually your cost) was reported to the IRS by your broker and may even tell you which box to check.

Part I Short-Term. Transactions involving capital assets you held 1 year or less are generally short-term (see instructions). For long-term transactions, see page 2.

Note: You may aggregate all short-term transactions reported on Form(s) 1099-B showing basis was reported to the IRS and for which no adjustments or codes are required. Enter the totals directly on Schedule D, line 1a; you aren't required to report these transactions on Form 8949 (see instructions).

You must check Box A, B, or C below. Check only one box. If more than one box applies for your short-term transactions, complete a separate Form 8949, page 1, for each applicable box. If you have more short-term transactions than will fit on this page for one or more of the boxes, complete as many forms with the same box checked as you need.

- (A)** Short-term transactions reported on Form(s) 1099-B showing basis was reported to the IRS (see **Note** above)
- (B)** Short-term transactions reported on Form(s) 1099-B showing basis **wasn't** reported to the IRS
- (C)** Short-term transactions not reported to you on Form 1099-B

1	(a) Description of property (Example: 100 sh. XYZ Co.)	(b) Date acquired (Mo., day, yr.)	(c) Date sold or disposed of (Mo., day, yr.)	(d) Proceeds (sales price) (see instructions)	(e) Cost or other basis See the Note below and see <i>Column (e)</i> in the separate instructions.	Adjustment, if any, to gain or loss If you enter an amount in column (g), enter a code in column (f). See the separate instructions.		(h) Gain or (loss) Subtract column (e) from column (d) and combine the result with column (g).
						(f) Code(s) from instructions	(g) Amount of adjustment	
	E*TRADE	01/01/23	12/31/23	7,432.	5,876.			1,556.
	ROBINHOOD SECURITIES LLC	01/01/23	12/31/23	20,901.	20,003.			898.
2 Totals.	Add the amounts in columns (d), (e), (g), and (h) (subtract negative amounts). Enter each total here and include on your Schedule D, line 1b (if Box A above is checked), line 2 (if Box B above is checked), or line 3 (if Box C above is checked).			28,333.	25,879.			2,454.

Note: If you checked Box A above but the basis reported to the IRS was incorrect, enter in column (e) the basis as reported to the IRS, and enter an adjustment in column (g) to correct the basis. See *Column (g)* in the separate instructions for how to figure the amount of the adjustment.

Name(s) shown on return. Name and SSN or taxpayer identification no. not required if shown on other side
LAKSHMI IMMADI & ASHISH PATNALA

Social security number or taxpayer identification number
636-77-3091

Before you check Box D, E, or F below, see whether you received any Form(s) 1099-B or substitute statement(s) from your broker. A substitute statement will have the same information as Form 1099-B. Either will show whether your basis (usually your cost) was reported to the IRS by your broker and may even tell you which box to check.

Part II Long-Term. Transactions involving capital assets you held more than 1 year are generally long-term (see instructions). For short-term transactions, see page 1.

Note: You may aggregate all long-term transactions reported on Form(s) 1099-B showing basis was reported to the IRS and for which no adjustments or codes are required. Enter the totals directly on Schedule D, line 8a; you aren't required to report these transactions on Form 8949 (see instructions).

You must check Box D, E, or F below. Check only one box. If more than one box applies for your long-term transactions, complete a separate Form 8949, page 2, for each applicable box. If you have more long-term transactions than will fit on this page for one or more of the boxes, complete as many forms with the same box checked as you need.

- (D)** Long-term transactions reported on Form(s) 1099-B showing basis was reported to the IRS (see **Note** above)
- (E)** Long-term transactions reported on Form(s) 1099-B showing basis **wasn't** reported to the IRS
- (F)** Long-term transactions not reported to you on Form 1099-B

1	(a) Description of property (Example: 100 sh. XYZ Co.)	(b) Date acquired (Mo., day, yr.)	(c) Date sold or disposed of (Mo., day, yr.)	(d) Proceeds (sales price) (see instructions)	(e) Cost or other basis See the Note below and see <i>Column (e)</i> in the separate instructions.	Adjustment, if any, to gain or loss If you enter an amount in column (g), enter a code in column (f). See the separate instructions.		(h) Gain or (loss) Subtract column (e) from column (d) and combine the result with column (g).
						(f) Code(s) from instructions	(g) Amount of adjustment	
	ROBINHOOD SECURITIES LLC	01/01/23	12/31/22	19,493.	16,664.			2,829.
	E*TRADE	01/01/23	12/31/22	8,033.	7,042.			991.
2 Totals.	Add the amounts in columns (d), (e), (g), and (h) (subtract negative amounts). Enter each total here and include on your Schedule D, line 8b (if Box D above is checked), line 9 (if Box E above is checked), or line 10 (if Box F above is checked) . . .			27,526.	23,706.			3,820.

Note: If you checked Box D above but the basis reported to the IRS was incorrect, enter in column (e) the basis as reported to the IRS, and enter an adjustment in column (g) to correct the basis. See *Column (g)* in the separate instructions for how to figure the amount of the adjustment.

**SCHEDULE SE
(Form 1040)**

Self-Employment Tax

OMB No. 1545-0074

Department of the Treasury
Internal Revenue Service

Attach to Form 1040, 1040-SR, 1040-SS, or 1040-NR.
Go to www.irs.gov/ScheduleSE for instructions and the latest information.

2023
Attachment
Sequence No. **17**

Name of person with self-employment income (as shown on Form 1040, 1040-SR, 1040-SS, or 1040-NR) **ASHISH PATNALA** Social security number of person with **self-employment** income **639-33-9822**

Part I Self-Employment Tax

Note: If your only income subject to self-employment tax is **church employee income**, see instructions for how to report your income and the definition of church employee income.

A If you are a minister, member of a religious order, or Christian Science practitioner **and** you filed Form 4361, but you had \$400 or more of **other** net earnings from self-employment, check here and continue with Part I

Skip lines 1a and 1b if you use the farm optional method in Part II. See instructions.

1a	Net farm profit or (loss) from Schedule F, line 34, and farm partnerships, Schedule K-1 (Form 1065), box 14, code A		1a	
b	If you received social security retirement or disability benefits, enter the amount of Conservation Reserve Program payments included on Schedule F, line 4b, or listed on Schedule K-1 (Form 1065), box 20, code AQ		1b	()
Skip line 2 if you use the nonfarm optional method in Part II. See instructions.				
2	Net profit or (loss) from Schedule C, line 31; and Schedule K-1 (Form 1065), box 14, code A (other than farming). See instructions for other income to report or if you are a minister or member of a religious order		2	8,862.
3	Combine lines 1a, 1b, and 2		3	8,862.
4a	If line 3 is more than zero, multiply line 3 by 92.35% (0.9235). Otherwise, enter amount from line 3 Note: If line 4a is less than \$400 due to Conservation Reserve Program payments on line 1b, see instructions.		4a	8,184.
b	If you elect one or both of the optional methods, enter the total of lines 15 and 17 here		4b	
c	Combine lines 4a and 4b. If less than \$400, stop ; you don't owe self-employment tax. Exception: If less than \$400 and you had church employee income , enter -0- and continue		4c	8,184.
5a	Enter your church employee income from Form W-2. See instructions for definition of church employee income	5a		
b	Multiply line 5a by 92.35% (0.9235). If less than \$100, enter -0-		5b	0.
6	Add lines 4c and 5b		6	8,184.
7	Maximum amount of combined wages and self-employment earnings subject to social security tax or the 6.2% portion of the 7.65% railroad retirement (tier 1) tax for 2023		7	160,200
8a	Total social security wages and tips (total of boxes 3 and 7 on Form(s) W-2) and railroad retirement (tier 1) compensation. If \$160,200 or more, skip lines 8b through 10, and go to line 11	8a	30,430.	
b	Unreported tips subject to social security tax from Form 4137, line 10	8b		
c	Wages subject to social security tax from Form 8919, line 10	8c		
d	Add lines 8a, 8b, and 8c	8d	30,430.	
9	Subtract line 8d from line 7. If zero or less, enter -0- here and on line 10 and go to line 11	9	129,770.	
10	Multiply the smaller of line 6 or line 9 by 12.4% (0.124)	10	1,015.	
11	Multiply line 6 by 2.9% (0.029)	11	237.	
12	Self-employment tax. Add lines 10 and 11. Enter here and on Schedule 2 (Form 1040), line 4 , or Form 1040-SS, Part I, line 3	12	1,252.	
13	Deduction for one-half of self-employment tax. Multiply line 12 by 50% (0.50). Enter here and on Schedule 1 (Form 1040), line 15	13	626.	

For Paperwork Reduction Act Notice, see your tax return instructions.

Schedule SE (Form 1040) 2023

Part II Optional Methods To Figure Net Earnings (see instructions)

Farm Optional Method. You may use this method **only** if **(a)** your gross farm income¹ wasn't more than \$9,840, **or (b)** your net farm profits² were less than \$7,103.

14 Maximum income for optional methods	14	6,560
15 Enter the smaller of: two-thirds (² / ₃) of gross farm income ¹ (not less than zero) or \$6,560. Also, include this amount on line 4b above	15	

Nonfarm Optional Method. You may use this method **only** if **(a)** your net nonfarm profits³ were less than \$7,103 and also less than 72.189% of your gross nonfarm income,⁴ **and (b)** you had net earnings from self-employment of at least \$400 in 2 of the prior 3 years. **Caution:** You may use this method no more than five times.

16 Subtract line 15 from line 14	16	
17 Enter the smaller of: two-thirds (² / ₃) of gross nonfarm income ⁴ (not less than zero) or the amount on line 16. Also, include this amount on line 4b above	17	

¹ From Sch. F, line 9; and Sch. K-1 (Form 1065), box 14, code B.

² From Sch. F, line 34; and Sch. K-1 (Form 1065), box 14, code A—minus the amount you would have entered on line 1b had you not used the optional method.

³ From Sch. C, line 31; and Sch. K-1 (Form 1065), box 14, code A.

⁴ From Sch. C, line 7; and Sch. K-1 (Form 1065), box 14, code C.

**SCHEDULE 8812
(Form 1040)**

**Credits for Qualifying Children
and Other Dependents**

OMB No. 1545-0074

2023

Department of the Treasury
Internal Revenue Service

Attach to Form 1040, 1040-SR, or 1040-NR.

Attachment
Sequence No. **47**

Go to www.irs.gov/Schedule8812 for instructions and the latest information.

Name(s) shown on return

Your social security number

LAKSHMI IMMADI & ASHISH PATNALA

636-77-3091

Part I Child Tax Credit and Credit for Other Dependents

1	Enter the amount from line 11 of your Form 1040, 1040-SR, or 1040-NR	1	200,648.
2a	Enter income from Puerto Rico that you excluded	2a	
b	Enter the amounts from lines 45 and 50 of your Form 2555	2b	0.
c	Enter the amount from line 15 of your Form 4563	2c	
d	Add lines 2a through 2c	2d	0.
3	Add lines 1 and 2d	3	200,648.
4	Number of qualifying children under age 17 with the required social security number	4	1
5	Multiply line 4 by \$2,000	5	2,000.
6	Number of other dependents, including any qualifying children who are not under age 17 or who do not have the required social security number	6	0
Caution: Do not include yourself, your spouse, or anyone who is not a U.S. citizen, U.S. national, or U.S. resident alien. Also, do not include anyone you included on line 4.			
7	Multiply line 6 by \$500	7	
8	Add lines 5 and 7	8	2,000.
9	Enter the amount shown below for your filing status. <ul style="list-style-type: none"> • Married filing jointly—\$400,000 • All other filing statuses—\$200,000 	9	400,000.
10	Subtract line 9 from line 3. <ul style="list-style-type: none"> • If zero or less, enter -0-. • If more than zero and not a multiple of \$1,000, enter the next multiple of \$1,000. For example, if the result is \$425, enter \$1,000; if the result is \$1,025, enter \$2,000, etc. 	10	0.
11	Multiply line 10 by 5% (0.05)	11	0.
12	Is the amount on line 8 more than the amount on line 11? <input type="checkbox"/> No. STOP. You cannot take the child tax credit, credit for other dependents, or additional child tax credit. Skip Parts II-A and II-B. Enter -0- on lines 14 and 27. <input checked="" type="checkbox"/> Yes. Subtract line 11 from line 8. Enter the result.	12	2,000.
13	Enter the amount from Credit Limit Worksheet A	13	28,392.
14	Enter the smaller of line 12 or line 13. This is your child tax credit and credit for other dependents Enter this amount on Form 1040, 1040-SR, or 1040-NR, line 19.	14	2,000.

If the amount on line 12 is more than the amount on line 14, you may be able to take the **additional child tax credit** on Form 1040, 1040-SR, or 1040-NR, line 28. Complete your Form 1040, 1040-SR, or 1040-NR through line 27 (also complete Schedule 3, line 11) before completing Part II-A.

Part II-A Additional Child Tax Credit for All Filers

Caution: If you file Form 2555, you cannot claim the additional child tax credit.

15	Check this box if you do not want to claim the additional child tax credit. Skip Parts II-A and II-B. Enter -0- on line 27 <input type="checkbox"/>		
16a	Subtract line 14 from line 12. If zero, stop here ; you cannot take the additional child tax credit. Skip Parts II-A and II-B. Enter -0- on line 27	16a	0.
b	Number of qualifying children under 17 with the required social security number: _____ x \$1,600. Enter the result. If zero, stop here ; you cannot claim the additional child tax credit. Skip Parts II-A and II-B. Enter -0- on line 27	16b	
TIP: The number of children you use for this line is the same as the number of children you used for line 4.			
17	Enter the smaller of line 16a or line 16b	17	
18a	Earned income (see instructions)	18a	
b	Nontaxable combat pay (see instructions)	18b	
19	Is the amount on line 18a more than \$2,500? <input type="checkbox"/> No. Leave line 19 blank and enter -0- on line 20. <input type="checkbox"/> Yes. Subtract \$2,500 from the amount on line 18a. Enter the result	19	
20	Multiply the amount on line 19 by 15% (0.15) and enter the result Next. On line 16b, is the amount \$4,800 or more? <input type="checkbox"/> No. If you are a bona fide resident of Puerto Rico, go to line 21. Otherwise, skip Part II-B and enter the smaller of line 17 or line 20 on line 27. <input type="checkbox"/> Yes. If line 20 is equal to or more than line 17, skip Part II-B and enter the amount from line 17 on line 27. Otherwise, go to line 21.	20	

Part II-B Certain Filers Who Have Three or More Qualifying Children and Bona Fide Residents of Puerto Rico

21	Withheld social security, Medicare, and Additional Medicare taxes from Form(s) W-2, boxes 4 and 6. If married filing jointly, include your spouse's amounts with yours. If your employer withheld or you paid Additional Medicare Tax or tier 1 RRTA taxes, or if you are a bona fide resident of Puerto Rico, see instructions.		
22	Enter the total of the amounts from Schedule 1 (Form 1040), line 15; Schedule 2 (Form 1040), line 5; Schedule 2 (Form 1040), line 6; and Schedule 2 (Form 1040), line 13	22	
23	Add lines 21 and 22	23	
24	1040 and 1040-SR filers: Enter the total of the amounts from Form 1040 or 1040-SR, line 27, and Schedule 3 (Form 1040), line 11. } 1040-NR filers: Enter the amount from Schedule 3 (Form 1040), line 11. }	24	
25	Subtract line 24 from line 23. If zero or less, enter -0-	25	
26	Enter the larger of line 20 or line 25 Next, enter the smaller of line 17 or line 26 on line 27.	26	

Part II-C Additional Child Tax Credit

27	This is your additional child tax credit. Enter this amount on Form 1040, 1040-SR, or 1040-NR, line 28		
-----------	--	--	--

Paid Preparer's Due Diligence Checklist
*Earned Income Credit (EIC), American Opportunity Tax Credit (AOTC),
Child Tax Credit (CTC) (including the Additional Child Tax Credit (ACTC) and
Credit for Other Dependents (ODC)), and Head of Household (HOH) Filing Status*
To be completed by preparer and filed with Form 1040, 1040-SR, 1040-NR, 1040-PR, or 1040-SS.
Go to www.irs.gov/Form8867 for instructions and the latest information.

Taxpayer name(s) shown on return LAKSHMI IMMADI & ASHISH PATNALA	Taxpayer identification number 636-77-3091
Preparer's name VENKATA SAI PAVAN KUMAR DUDIPALLI	Preparer tax identification number P02470833

Part I Due Diligence Requirements

Please check the appropriate box for the credit(s) and/or HOH filing status claimed on the return and complete the related Parts I-V for the benefit(s) claimed (check all that apply). EIC CTC/ACTC/ODC AOTC HOH

	Yes	No	N/A
1 Did you complete the return based on information for the applicable tax year provided by the taxpayer or reasonably obtained by you?	<input checked="" type="checkbox"/>	<input type="checkbox"/>	
2 If credits are claimed on the return, did you complete the applicable EIC and/or CTC/ACTC/ODC worksheets found in the Form 1040, 1040-SR, 1040-NR, 1040-PR, 1040-SS, or Schedule 8812 (Form 1040) instructions, and/or the AOTC worksheet found in the Form 8863 instructions, or your own worksheet(s) that provides the same information, and all related forms and schedules for each credit claimed?	<input checked="" type="checkbox"/>	<input type="checkbox"/>	<input type="checkbox"/>
3 Did you satisfy the knowledge requirement? To meet the knowledge requirement, you must do both of the following. • Interview the taxpayer, ask questions, and contemporaneously document the taxpayer's responses to determine that the taxpayer is eligible to claim the credit(s) and/or HOH filing status. • Review information to determine that the taxpayer is eligible to claim the credit(s) and/or HOH filing status and to figure the amount(s) of any credit(s)	<input checked="" type="checkbox"/>	<input type="checkbox"/>	
4 Did any information provided by the taxpayer or a third party for use in preparing the return, or information reasonably known to you, appear to be incorrect, incomplete, or inconsistent? (If "Yes," answer questions 4a and 4b. If "No," go to question 5.)	<input type="checkbox"/>	<input checked="" type="checkbox"/>	
a Did you make reasonable inquiries to determine the correct, complete, and consistent information?	<input type="checkbox"/>	<input type="checkbox"/>	
b Did you contemporaneously document your inquiries? (Documentation should include the questions you asked, whom you asked, when you asked, the information that was provided, and the impact the information had on your preparation of the return.)	<input type="checkbox"/>	<input type="checkbox"/>	
5 Did you satisfy the record retention requirement? To meet the record retention requirement, you must keep a copy of your documentation referenced in question 4b, a copy of this Form 8867, a copy of any applicable worksheet(s), a record of how, when, and from whom the information used to prepare Form 8867 and any applicable worksheet(s) was obtained, and a copy of any document(s) provided by the taxpayer that you relied on to determine eligibility for the credit(s) and/or HOH filing status or to figure the amount(s) of the credit(s) List those documents provided by the taxpayer, if any, that you relied on: _____ _____ _____	<input checked="" type="checkbox"/>	<input type="checkbox"/>	
6 Did you ask the taxpayer whether he/she could provide documentation to substantiate eligibility for the credit(s) and/or HOH filing status and the amount(s) of any credit(s) claimed on the return if his/her return is selected for audit?	<input checked="" type="checkbox"/>	<input type="checkbox"/>	
7 Did you ask the taxpayer if any of these credits were disallowed or reduced in a previous year? (If credits were disallowed or reduced, go to question 7a; if not, go to question 8.)	<input checked="" type="checkbox"/>	<input type="checkbox"/>	<input type="checkbox"/>
a Did you complete the required recertification Form 8862?	<input type="checkbox"/>	<input type="checkbox"/>	<input type="checkbox"/>
8 If the taxpayer is reporting self-employment income, did you ask questions to prepare a complete and correct Schedule C (Form 1040)?	<input checked="" type="checkbox"/>	<input type="checkbox"/>	<input type="checkbox"/>

Part II Due Diligence Questions for Returns Claiming EIC (If the return does not claim EIC, go to Part III.)

	Yes	No	N/A
9a Have you determined that the taxpayer is eligible to claim the EIC for the number of qualifying children claimed, or is eligible to claim the EIC without a qualifying child? (If the taxpayer is claiming the EIC and does not have a qualifying child, go to question 10.)	<input type="checkbox"/>	<input type="checkbox"/>	
b Did you ask the taxpayer if the child lived with the taxpayer for over half of the year, even if the taxpayer has supported the child the entire year?	<input type="checkbox"/>	<input type="checkbox"/>	
c Did you explain to the taxpayer the rules about claiming the EIC when a child is the qualifying child of more than one person (tiebreaker rules)?	<input type="checkbox"/>	<input type="checkbox"/>	<input type="checkbox"/>

Part III Due Diligence Questions for Returns Claiming CTC/ACTC/ODC (If the return does not claim CTC, ACTC, or ODC, go to Part IV.)

	Yes	No	N/A
10 Have you determined that each qualifying person for the CTC/ACTC/ODC is the taxpayer's dependent who is a citizen, national, or resident of the United States?	<input checked="" type="checkbox"/>	<input type="checkbox"/>	
11 Did you explain to the taxpayer that he/she may not claim the CTC/ACTC if the child has not lived with the taxpayer for over half of the year, even if the taxpayer has supported the child, unless the child's custodial parent has released a claim to exemption for the child?	<input checked="" type="checkbox"/>	<input type="checkbox"/>	<input type="checkbox"/>
12 Did you explain to the taxpayer the rules about claiming the CTC/ACTC/ODC for a child of divorced or separated parents (or parents who live apart), including any requirement to attach a Form 8332 or similar statement to the return?	<input checked="" type="checkbox"/>	<input type="checkbox"/>	<input type="checkbox"/>

Part IV Due Diligence Questions for Returns Claiming AOTC (If the return does not claim AOTC, go to Part V.)

	Yes	No
13 Did the taxpayer provide substantiation for the credit, such as a Form 1098-T and/or receipts for the qualified tuition and related expenses for the claimed AOTC?	<input type="checkbox"/>	<input type="checkbox"/>

Part V Due Diligence Questions for Claiming HOH (If the return does not claim HOH filing status, go to Part VI.)

	Yes	No
14 Have you determined that the taxpayer was unmarried or considered unmarried on the last day of the tax year and provided more than half of the cost of keeping up a home for the year for a qualifying person?	<input type="checkbox"/>	<input type="checkbox"/>

Part VI Eligibility Certification

You will have complied with all due diligence requirements for claiming the applicable credit(s) and/or HOH filing status on the return of the taxpayer identified above if you:

- A. Interview the taxpayer, ask adequate questions, contemporaneously document the taxpayer's responses on the return or in your notes, review adequate information to determine if the taxpayer is eligible to claim the credit(s) and/or HOH filing status and to figure the amount(s) of the credit(s);
- B. Complete this Form 8867 truthfully and accurately and complete the actions described in this checklist for any applicable credit(s) claimed and HOH filing status, if claimed;
- C. Submit Form 8867 in the manner required; **and**
- D. Keep all five of the following records for 3 years from the latest of the dates specified in the Form 8867 instructions under *Document Retention*.
 - 1. A copy of this Form 8867.
 - 2. The applicable worksheet(s) or your own worksheet(s) for any credit(s) claimed.
 - 3. Copies of any documents provided by the taxpayer on which you relied to determine the taxpayer's eligibility for the credit(s) and/or HOH filing status and to figure the amount(s) of the credit(s).
 - 4. A record of how, when, and from whom the information used to prepare this form and the applicable worksheet(s) was obtained.
 - 5. A record of any additional information you relied upon, including questions you asked and the taxpayer's responses, to determine the taxpayer's eligibility for the credit(s) and/or HOH filing status and to figure the amount(s) of the credit(s).

If you have not complied with all due diligence requirements, you may have to pay a penalty for each failure to comply related to a claim of an applicable credit or HOH filing status (see instructions for more information).

	Yes	No
15 Do you certify that all of the answers on this Form 8867 are, to the best of your knowledge, true, correct, and complete?	<input checked="" type="checkbox"/>	<input type="checkbox"/>

Passive Activity Loss Limitations

See separate instructions.
 Attach to Form 1040, 1040-SR, or 1041.
 Go to www.irs.gov/Form8582 for instructions and the latest information.

Name(s) shown on return: **LAKSHMI IMMADI & ASHISH PATNALA** Identifying number: **636-77-3091**

Part I 2023 Passive Activity Loss

Caution: Complete Parts IV and V before completing Part I.

Rental Real Estate Activities With Active Participation (For the definition of active participation, see *Special Allowance for Rental Real Estate Activities* in the instructions.)

1a Activities with net income (enter the amount from Part IV, column (a))	1a		
b Activities with net loss (enter the amount from Part IV, column (b))	1b	()
c Prior years' unallowed losses (enter the amount from Part IV, column (c))	1c	()
d Combine lines 1a, 1b, and 1c	1d		

All Other Passive Activities

2a Activities with net income (enter the amount from Part V, column (a))	2a	8,862.	
b Activities with net loss (enter the amount from Part V, column (b))	2b	(0.)
c Prior years' unallowed losses (enter the amount from Part V, column (c))	2c	()
d Combine lines 2a, 2b, and 2c	2d		8,862.

3 Combine lines 1d and 2d and subtract any prior year unallowed CRD. See instructions. If this line is zero or more, stop here and include this form with your return; all losses are allowed, including any prior year unallowed losses entered on line 1c or 2c. Report the losses on the forms and schedules normally used	3		8,862.
--	----------	--	--------

If line 3 is a loss and: • Line 1d is a loss, go to Part II.
 • Line 2d is a loss (and line 1d is zero or more), skip Part II and go to line 10.

Caution: If your filing status is married filing separately and you lived with your spouse at any time during the year, **do not** complete Part II. Instead, go to line 10.

Part II Special Allowance for Rental Real Estate Activities With Active Participation

Note: Enter all numbers in Part II as positive amounts. See instructions for an example.

4 Enter the smaller of the loss on line 1d or the loss on line 3	4	
5 Enter \$150,000. If married filing separately, see instructions	5	
6 Enter modified adjusted gross income, but not less than zero. See instructions Note: If line 6 is greater than or equal to line 5, skip lines 7 and 8 and enter -0- on line 9. Otherwise, go to line 7.	6	
7 Subtract line 6 from line 5	7	
8 Multiply line 7 by 50% (0.50). Do not enter more than \$25,000. If married filing separately, see instructions	8	
9 Enter the smaller of line 4 or line 8. If line 3 includes any CRD, see instructions	9	0.

Part III Total Losses Allowed

10 Add the income, if any, on lines 1a and 2a and enter the total	10	
11 Total losses allowed from all passive activities for 2023. Add lines 9 and 10. See instructions to find out how to report the losses on your tax return	11	

Part IV Complete This Part Before Part I, Lines 1a, 1b, and 1c. See instructions.

Name of activity	Current year		Prior years	Overall gain or loss	
	(a) Net income (line 1a)	(b) Net loss (line 1b)	(c) Unallowed loss (line 1c)	(d) Gain	(e) Loss
Total. Enter on Part I, lines 1a, 1b, and 1c					

Part V Complete This Part Before Part I, Lines 2a, 2b, and 2c. See instructions.

Name of activity	Current year		Prior years	Overall gain or loss	
	(a) Net income (line 2a)	(b) Net loss (line 2b)	(c) Unallowed loss (line 2c)	(d) Gain	(e) Loss
MVK LLC	8,862.	0.		8,862.	
Total. Enter on Part I, lines 2a, 2b, and 2c	8,862.	0.			

Part VI Use This Part if an Amount Is Shown on Part II, Line 9. See instructions.

Name of activity	Form or schedule and line number to be reported on (see instructions)	(a) Loss	(b) Ratio	(c) Special allowance	(d) Subtract column (c) from column (a).
Total			1.00		

Part VII Allocation of Unallowed Losses. See instructions.

Name of activity	Form or schedule and line number to be reported on (see instructions)	(a) Loss	(b) Ratio	(c) Unallowed loss
Total			1.00	

Part VIII Allowed Losses. See instructions.

Name of activity	Form or schedule and line number to be reported on (see instructions)	(a) Loss	(b) Unallowed loss	(c) Allowed loss
Total				

Additional Information From 2023 Federal Tax Return**Schedule C (SOFTWARE SERVICES): Profit or Loss from Business****Line 20b****Itemization Statement**

Description	Amount
RENT(12M*\$2400PM)	28,800.
Total	28,800.

Schedule C (SOFTWARE SERVICES): Profit or Loss from Business**Line 25****Itemization Statement**

Description	Amount
MOBILE BILL(12M*\$200PM)	2,400.
INTERNET(12M*\$50PM)	600.
ELECTRICTY(12M*\$200PM)	2,400.
Total	5,400.



DELAWARE 2024
DIVISION OF REVENUE FORM PIT-EST



DECLARATION OF ESTIMATED INCOME TAX

TAXPAYER ID
636773091
TAXPAYER FIRST NAME
LAKSHMI
SPOUSE FIRST NAME
ASHISH
ADDRESS
714 ANGELOU AVE
CITY
MIDDLETOWN

SPOUSE TAXPAYER ID
639339822
TAXPAYER LAST NAME
IMMADI
SPOUSE LAST NAME
PATNALA
STATE ZIP CODE
DE 19709


TAX YEAR 2024 QUARTER 1E DUE BY 4/30/2024

AMOUNT OF THIS INSTALLMENT PAYMENT 1955 .00

File online at
<https://tax.delaware.gov>

MAIL COMPLETED FORM WITH
REMITTANCE PAYABLE TO:
Delaware Division of Revenue
PO Box 830
Wilmington, DE 19899-0830

DO NOT CUT THIS PAGE





DELAWARE 2024
DIVISION OF REVENUE FORM PIT-EST



DECLARATION OF ESTIMATED INCOME TAX

TAXPAYER ID
636773091
TAXPAYER FIRST NAME
LAKSHMI
SPOUSE FIRST NAME
ASHISH
ADDRESS
714 ANGELOU AVE
CITY
MIDDLETOWN

SPOUSE TAXPAYER ID
639339822
TAXPAYER LAST NAME
IMMADI
SPOUSE LAST NAME
PATNALA
STATE ZIP CODE
DE 19709


TAX YEAR **2024** QUARTER **2E** DUE BY 6/17/2024

AMOUNT OF THIS INSTALLMENT PAYMENT 1955 .00

File online at
<https://tax.delaware.gov>

MAIL COMPLETED FORM WITH
REMITTANCE PAYABLE TO:
Delaware Division of Revenue
PO Box 830
Wilmington, DE 19899-0830

DO NOT CUT THIS PAGE





DELAWARE 2024
DIVISION OF REVENUE FORM PIT-EST



DECLARATION OF ESTIMATED INCOME TAX

TAXPAYER ID
636773091
TAXPAYER FIRST NAME
LAKSHMI
SPOUSE FIRST NAME
ASHISH
ADDRESS
714 ANGELOU AVE
CITY
MIDDLETOWN

SPOUSE TAXPAYER ID
639339822
TAXPAYER LAST NAME
IMMADI
SPOUSE LAST NAME
PATNALA
STATE ZIP CODE
DE 19709


TAX YEAR 2024 QUARTER 3E DUE BY 9/16/2024


AMOUNT OF THIS INSTALLMENT PAYMENT 1955 .00

File online at
<https://tax.delaware.gov>

MAIL COMPLETED FORM WITH
REMITTANCE PAYABLE TO:
Delaware Division of Revenue
PO Box 830
Wilmington, DE 19899-0830

DO NOT CUT THIS PAGE





DELAWARE 2024
DIVISION OF REVENUE FORM PIT-EST



DECLARATION OF ESTIMATED INCOME TAX

TAXPAYER ID
636773091
TAXPAYER FIRST NAME
LAKSHMI
SPOUSE FIRST NAME
ASHISH
ADDRESS
714 ANGELOU AVE
CITY
MIDDLETOWN

SPOUSE TAXPAYER ID
639339822
TAXPAYER LAST NAME
IMMADI
SPOUSE LAST NAME
PATNALA
STATE ZIP CODE
DE 19709


TAX YEAR 2024 QUARTER 4E DUE BY 1/15/2025


AMOUNT OF THIS INSTALLMENT PAYMENT 1955 .00

File online at
<https://tax.delaware.gov>

MAIL COMPLETED FORM WITH
REMITTANCE PAYABLE TO:
Delaware Division of Revenue
PO Box 830
Wilmington, DE 19899-0830

DO NOT CUT THIS PAGE





DELAWARE 2023
 DIVISION OF REVENUE F O R M
 PIT-VCH
ELECTRONIC FILER PAYMENT VOUCHER




YOUR TAXPAYER ID	SECONDARY TAXPAYER ID (if joint return)	AMOUNT OF THE PAYMENT
6 3 6 7 7 3 0 9 1	6 3 9 3 3 9 8 2 2	6189


YOUR FIRST NAME	YOUR LAST NAME
LAKSHMI	IMMADI
SECONDARY FIRST NAME	SECONDARY LAST NAME
ASHISH	PATNALA


STREET ADDRESS	STATE	ZIP CODE
714 ANGELOU AVE	DE	19709
CITY		
MIDDLETOWN		

Make your check or money order payable to
 "Delaware Division of Revenue".
 Do not send cash.

Mail completed form to: 
 Delaware Division of Revenue
 PO Box 830
 Wilmington, DE 19899-0830

DO NOT CUT THIS PAGE





DELAWARE 2023 DIVISION OF REVENUE PIT-RES DELAWARE INDIVIDUAL RESIDENT INCOME TAX RETURN



For Fiscal Year beginning and ending

Your Taxpayer ID 6 3 6 7 7 3 0 9 1

Spouse Taxpayer ID 6 3 9 3 3 9 8 2 2

Amended Return Must include page 3

Filing Status (Must check one)

- 1. Single, Divorced, Widow(er) 2. Joint 3. Married & Filing Separate Forms 4. X Married & Filing Combined Separate on this form 5. Head of Household

Your First Name M.I. Last Name Suffix

LAKSHMI IMMADI

Spouse First Name M.I. Last Name Suffix

ASHISH PATNALA

Present Home Address (Number and Street) Apartment # 714 ANGELOU AVE

City State Zip Code MIDDLETOWN DE 19709

Form PIT-UND Attached Claimed as Dependant on someone else's return

If you were a part-year resident in 2023, give the dates you resided in Delaware:

mm-dd-yyyy mm-dd-yyyy

Column A is for Spouse information, Filing status 4 only. All other filing status use Column B.

SECTION A - ADDITIONS

Table with 4 columns: Line Number, Description, Column A Amount, Column B Amount. Includes lines 1-4 for Federal AGI, interest, and total.

SECTION B - SUBTRACTIONS

Table with 4 columns: Line Number, Description, Column A Amount, Column B Amount. Includes lines 5-12 for interest, pension, tax refund, and Delaware adjusted gross income.


SECTION C - DEDUCTIONS If columns A and B are used and you are unable to specifically allocate deductions between spouses, you must prorate in accordance with income.

Table with 4 columns: Line Number, Description, Column A Amount, Column B Amount. Includes lines 13-19 for itemized deductions and standard deduction.

Table with 4 columns: Line Number, Description, Column A Amount, Column B Amount. Includes line 20 for additional standard deductions.

SECTION D - CALCULATIONS

Table with 4 columns: Line Number, Description, Column A Amount, Column B Amount. Includes lines 22-24 for taxable income, tax liability, and tax on lump sum distribution.



DELAWARE 2023

DIVISION OF REVENUE F O R M

DELAWARE INDIVIDUAL RESIDENT INCOME TAX RETURN



		COLUMN A		COLUMN B
25. TOTAL TAX - Add Line 23 and Line 24	25.	7332 .00	25.	9273 .00
26a. PERSONAL CREDITS				
Enter number of exemptions 3 x \$110				
On Line 26a, enter the number of exemptions for: Column A 1 Column B 2				
26a.		110 .00	26a.	220 .00
26b. CHECK BOXES Spouse 60 or over (Column A) Self 60 or over (Column B)				
Enter number of boxes checked on Line 26b x \$110				
26b.		.00	26b.	.00
27. TAX IMPOSED BY OTHER STATES (Must attach copy of PIT-RSS and other state return.)		.00	27.	.00
28. VOLUNTEER FIREFIGHTER CO. # Spouse (Column A) Self (Column B) Enter credit amount		.00	28.	.00
29. OTHER NON-REFUNDABLE CREDITS (See instructions)		.00	29.	0 .00
30. CHILD CARE CREDIT. Must attach Form 2441. (Enter 50% of Federal credit)		.00	30.	.00
31. TOTAL NON-REFUNDABLE CREDITS (See instructions)		110 .00	31.	220 .00
32. BALANCE - Subtract Line 31 from Line 25. If Line 31 is greater than Line 25, enter 0.		7222 .00	32.	9053 .00
33. EARNED INCOME TAX CREDIT. REFUNDABLE NON-REFUNDABLE (See instructions)		.00	33.	.00
34. DELAWARE TAX WITHHELD (Attach W2s/1099s)		1649 .00	34.	8437 .00
35. ESTIMATED TAX PAID & PAYMENTS WITH EXTENSIONS		.00	35.	.00
36. S CORP PAYMENTS		.00	36.	.00
37. REFUNDABLE BUSINESS CREDITS		.00	37.	0 .00
38. CAPITAL GAINS TAX PAYMENTS (Attach Form REW-EST)		.00	38.	.00
39. TOTAL REFUNDABLE CREDITS For amended return, enter Line 39 then proceed to Line 47 on page 3 (All else, see instructions)		1649 .00	39.	8437 .00
40. BALANCE DUE If Line 33 plus Line 39 is less than or equal to Line 32, Subtract the sum of Line 33 and Line 39 from Line 32.		5573 .00	40.	616 .00
41. OVERPAYMENT If Line 33 plus Line 39 is greater than Line 32, Subtract Line 32 from the sum of Line 33 and Line 39.		.00	41.	0 .00
42. CONTRIBUTIONS TO SPECIAL FUNDS. If electing a contribution, complete and attach PIT-RSS.		.00	42.	.00
43. AMOUNT OF LINE 41 TO BE APPLIED TO 2024 ESTIMATED TAX ACCOUNT		.00	43.	.00
44. PENALTIES AND INTEREST DUE. If Line 40 is greater than \$800, see estimated tax instructions		.00	44.	.00
45. NET BALANCE DUE. For Filing Status 4, see instructions. For all other filing statuses Add Line 40, Line 42, and Line 44.		.00	45.	6189 .00
46. NET REFUND. For Filing Status 4, see instructions. For all other filing statuses, Subtract Line 42, Line 43, and Line 44 from Line 41.		.00	46.	.00

SECTION E - DIRECT DEPOSIT INFORMATION

If you would like your refund deposited directly to your checking or savings account, complete Section E below. See instructions for details.

ACCOUNT TYPE	ROUTING NUMBER	ACCOUNT NUMBER	
CHECKING			Is this refund going to or through an account that is located outside of the United States?
SAVINGS			
			YES NO

DMV STATE ID #

BE SURE TO SIGN YOUR RETURN BELOW AND KEEP A COPY FOR YOUR RECORDS
Under penalties of perjury, I declare that I have examined this return, including accompanying schedules and statements, and believe it is true, correct and complete.

YOUR SIGNATURE	DATE
SPOUSE SIGNATURE	DATE
HOME PHONE NUMBER	BUSINESS PHONE NUMBER
@ EMAIL ADDRESS	443-796-3256

PAID PREPARER INFORMATION


VENKATA SAI PAVAN KUMAR DUDIPALLI		
PAID PREPARER SIGNATURE	DATE	
ADDRESS		
245 ROONEY CT		
CITY	STATE	ZIP CODE
E BRUNSWICK	NJ	08816
EIN, SSN or PTIN	PHONE NUMBER	
882145487	678-965-9522	
@ EMAIL ADDRESS		
SYAM@GTAXFILE.COM		

BALANCE DUE WITH PAYMENT ENCLOSED (LINE 45)
MAIL COMPLETED FORM TO:
Delaware Division of Revenue
PO Box 508, Wilmington, DE 19899-0508
Make check payable to: Delaware Division of Revenue

REFUND (LINE 46)
MAIL COMPLETED FORM TO:
Delaware Division of Revenue
PO Box 8710
Wilmington, DE 19899-8710

ALL OTHER RETURNS
MAIL COMPLETED FORM TO:
Delaware Division of Revenue
PO Box 8711
Wilmington, DE 19899-8711

PLEASE REMEMBER TO ATTACH W-2, 1099-R AND APPROPRIATE SUPPORTING SCHEDULES WHEN FILING YOUR RETURN



DELAWARE 2023

DIVISION OF REVENUE FORM

DELAWARE INDIVIDUAL RESIDENT INCOME TAX RETURN



FOR AMENDED RETURNS ONLY

COLUMN A

COLUMN B

47. TOTAL REFUNDABLE CREDITS - Add Line 39 and any EITC on Line 33.	47.	.00		47.		.00
48. AMOUNT PAID ON ORIGINAL RETURN	48.	.00		48.		.00
49. SUBTOTAL. Add Lines 47 and 48.	49.	.00		49.		.00
50. REFUND RECEIVED (If any, see instructions)	50.	.00		50.		.00
Estimated tax carryover and/or Special Funds contributions as shown on original return	51.	.00		51.		.00
52. Subtract Line 50 and Line 51 from Line 49.	52.	.00		52.		.00
53. BALANCE DUE. If Line 32 is greater than Line 52, Subtract 52 from 32.	53.	.00		53.		.00
54. OVERPAYMENT. If Line 52 is greater than Line 32, Subtract 32 from 52.	54.	.00		54.		.00
55. AMOUNT OF LINE 54 TO BE APPLIED TO YOUR ESTIMATED TAX ACCOUNT (See instructions)				55.		.00
56. PENALTIES AND INTEREST DUE				56.		.00
57. NET BALANCE DUE For Filing Status 4, see instructions. For all other filing statuses Add Line 53, Line 55, and Line 56.				57.		.00
58. NET REFUND For Filing Status 4, see instructions. For all other filing statuses, Subtract Line 55 and Line 56 from Line 54.				58.		.00

59. Is an amended Federal return being filed? **Yes** **No**
 If no, please explain. If the changes pertain to the DE return only, list the line numbers being amended.

60. Has the Delaware Division of Revenue advised you your original return is being audited? **Yes** **No**
61. Is this amended return being filed as a protective claim? **Yes** **No**


A detailed explanation of all changes must be provided in this space. All supporting schedules and/or documentation must be attached.

NET BALANCE DUE WITH PAYMENT ENCLOSED (LINE 57)
MAIL COMPLETED FORM TO:
 Delaware Division of Revenue
 PO Box 508, Wilmington, DE 19899-0508
 Make check payable to: Delaware Division of Revenue

NET REFUND (LINE 58)
MAIL COMPLETED FORM TO:
 Delaware Division of Revenue
 PO Box 8710
 Wilmington, DE 19899-8710

ALL OTHER RETURNS
MAIL COMPLETED FORM TO:
 Delaware Division of Revenue
 PO Box 8711
 Wilmington, DE 19899-8711

PLEASE REMEMBER TO ATTACH W-2, 1099-R AND APPROPRIATE SUPPORTING SCHEDULES WHEN FILING YOUR RETURN



DELAWARE

DIVISION OF REVENUE

2023
F O R M
PIT-RSS

DELAWARE RESIDENT SCHEDULES



FIRST NAME

LAST NAME

TAXPAYER ID

LAKSHMI & ASHISH

IMMADI, PATNALA

6 3 6 7 7 3 0 9 1

Columns: Column A is reserved for the spouse of those couples choosing filing status 4. (Reconcile your Federal totals to the appropriate individual. See instructions for worksheet.) Taxpayers using filing statuses 1,2,3, or 5 are to complete Column B only.

DE SCHEDULE I - CREDIT FOR INCOME TAXES PAID TO ANOTHER STATE

Enter the credit in the highest to lowest amount order.

Filing Status 4 ONLY
Spouse Information
COLUMN A

All other filing statuses
You or You plus Spouse
COLUMN B

See the instructions and complete the worksheet prior to completing DE Schedule I.

1.	Tax imposed by State of	(Enter 2 character state name)	1.	.00	1.	.00
2.	Tax imposed by State of	(Enter 2 character state name)	2.	.00	2.	.00
3.	Tax imposed by State of	(Enter 2 character state name)	3.	.00	3.	.00
4.	Tax imposed by State of	(Enter 2 character state name)	4.	.00	4.	.00
5.	Tax imposed by State of	(Enter 2 character state name)	5.	.00	5.	.00
6.	Enter the total here and on Form PIT-RES Page 2, Line 27. You must attach a copy of the other state return(s) with your Delaware tax return		6.	.00	6.	.00

DE SCHEDULE II - EARNED INCOME TAX CREDIT (EITC)

Complete the Earned Income Tax Credit for each child YOU CLAIMED the Earned Income Credit for on your federal return.

QUALIFYING CHILD INFORMATION

7a. CHILD'S FIRST NAME

7b. CHILD'S LAST NAME

8. CHILD'S SSN

9. CHILD'S DATE OF BIRTH

10.	Was the child under age 24 at the end of 2023, a student, and younger than you (or your spouse, if filing jointly)?	CHILD 1		CHILD 2		CHILD 3	
		Yes	No	Yes	No	Yes	No
11.	Was the child permanently and totally disabled during any part of 2023?	CHILD 1		CHILD 2		CHILD 3	
		Yes	No	Yes	No	Yes	No
12.	DELAWARE STATE INCOME TAX LESS NON-REFUNDABLE CREDITS – Enter the higher tax amount from Column A or Column B of Form PIT-RES Line 32			12.		.00	
13.	FEDERAL EARNED INCOME TAX CREDIT (EITC) – Enter amount from IRS form 1040 or 1040-SR, Line 27			13.		.00	
14.	REFUNDABLE EITC CALCULATION – Multiply Line 13 x 0.045 and enter here			14.		.00	
15.	NON-REFUNDABLE EITC CALCULATION – Multiply Line 13 x 0.20 and enter here			15.		.00	
16.	REFUNDABLE EITC - If Line 14 is greater than or equal to Line 12, enter the amount from Line 14 here and on Line 33 of Form PIT-RES and check the refundable box on Line 33 of Form PIT-RES			16.		.00	
17.	NON-REFUNDABLE EITC - If Line 14 is less than Line 12, compare Line 12 to Line 15, enter the smaller amount here and on Line 33 of Form PIT-RES, and check the non-refundable box on Line 33 of Form PIT-RES			17.		.00	


DE SCHEDULE III - CONTRIBUTIONS TO SPECIAL FUNDS

See instructions for a description of each worthwhile fund listed below.

See the instructions for ALL required documentation to attach.

18.	A. Non-Game Wildlife	.00	H. DE National Guard	.00	O. Senior Trust Fund	.00	
	B. Beau Biden Fund	.00	I. Juvenile Diabetes Fund	.00	P. Veterans Trust Fund	.00	
	C. Emergency Housing	.00	J. Multiple Sclerosis Soc.	.00	Q. Protect DE's Child Fund	.00	
	D. Breast Cancer Edu.	.00	K. Ovarian Cancer Fndn	.00	R. Food Bank of DE	.00	
	E. Organ Donations	.00	L. Intentionally left blank		S. DE Hab For Humanity	.00	
	F. Diabetes Education	.00	M. White Clay Creek	.00	T. B+ Childhood Cancer	.00	
	G. Veterans Home	.00	N. Home of the Brave	.00	U. Combined Campaign for Justice	.00	
19.	Enter the total Contribution amount here and on Form PIT-RES, Line 42					19.	.00

This page MUST be sent in with your Delaware return if any of the schedules (above) are completed.



DELAWARE **2023**
 DIVISION OF REVENUE **F O R M**
 PIT-RSS
DELAWARE RESIDENT SCHEDULES



DE SCHEDULE IV - W-2 AND 1099-R INFORMATION

Complete this Schedule listing all of your, and if applicable, your spouse's, forms W-2 and 1099-R showing Delaware Income Tax withheld. Forms W-2 and 1099-R showing income tax withheld must still be attached to the front of your return if you elect to file by paper. Failure to do so may delay the processing of your return.

TYPE	EMPLOYER NAME	EMPLOYER TAXPAYER ID	STATE	STATE WAGES	STATE WITHHOLDING	TAXPAYER OR SPOUSE
X W-2						Taxpayer
1099-R	TURNBERRY SOLUTIONS INC	233064919	DE	30430	1649	X Spouse
X W-2						X Taxpayer
1099-R	COGNIZANT TECHNOLOGY	133924155	DE	98483	5234	Spouse
X W-2						X Taxpayer
1099-R	WIPRO LTD	980154401	DE	57165	3203	Spouse
W-2						Taxpayer
1099-R						Spouse
W-2						Taxpayer
1099-R						Spouse
W-2						Taxpayer
1099-R						Spouse
W-2						Taxpayer
1099-R						Spouse
W-2						Taxpayer
1099-R						Spouse
W-2						Taxpayer
1099-R						Spouse
W-2						Taxpayer
1099-R						Spouse
W-2						Taxpayer
1099-R						Spouse

DE SCHEDULE V - DELAWARE S CORPORATION PAYMENTS

Complete this Schedule by listing all estimated Delaware tax payments made by an S Corporation on behalf of you or your spouse. Failure to do so may delay the processing of your return.

S CORPORATION FEIN	NAME OF S CORPORATION	PAYEE ID	AMOUNT OF ESTIMATED PAYMENT
--------------------	-----------------------	----------	-----------------------------