

For the year Jan. 1–Dec. 31, 2023, or other tax year beginning , 2023, ending , 20 See separate instructions.

Your first name and middle initial SAMIR V Last name SONI Your social security number 687 10 1759

If joint return, spouse's first name and middle initial PARITA S Last name SONI Spouse's social security number 280 91 6390

Home address (number and street). If you have a P.O. box, see instructions. 9925 E ROTATION DR Apt. no. Presidential Election Campaign

City, town, or post office. If you have a foreign address, also complete spaces below. MESA AZ 85212 Check here if you, or your spouse if filing jointly, want \$3 to go to this fund. Checking a box below will not change your tax or refund.

Foreign country name Foreign province/state/county Foreign postal code You Spouse

Filing Status Single Married filing jointly (even if only one had income) Married filing separately (MFS) Head of household (HOH) Qualifying surviving spouse (QSS)

Digital Assets At any time during 2023, did you: (a) receive (as a reward, award, or payment for property or services); or (b) sell, exchange, or otherwise dispose of a digital asset (or a financial interest in a digital asset)? (See instructions.) Yes No

Standard Deduction Someone can claim: You as a dependent Your spouse as a dependent Spouse itemizes on a separate return or you were a dual-status alien

Age/Blindness You: Were born before January 2, 1959 Are blind Spouse: Was born before January 2, 1959 Is blind

Table with 5 columns: (1) First name, Last name, (2) Social security number, (3) Relationship to you, (4) Check the box if qualifies for (see instructions): Child tax credit, Credit for other dependents. Rows include KIARA S (Daughter) and RIAAN S (Son).

Income table with columns 1a-1z and 1a-1z. Rows include Total amount from Form(s) W-2, Household employee wages, Tip income, Medicaid waiver payments, Taxable dependent care benefits, Employer-provided adoption benefits, Wages from Form 8919, Other earned income, Nontaxable combat pay election, and Add lines 1a through 1h.

Table with columns 2a-2b, 3a-3b, 4a-4b, 5a-5b, 6a-6b. Rows include Tax-exempt interest, Qualified dividends, IRA distributions, Pensions and annuities, Social security benefits, Taxable interest, Ordinary dividends, Taxable amount.

Table with columns 7-15. Rows include Capital gain or (loss), Additional income from Schedule 1, Add lines 1z, 2b, 3b, 4b, 5b, 6b, 7, and 8. This is your total income, Adjustments to income from Schedule 1, Subtract line 10 from line 9. This is your adjusted gross income, Standard deduction or itemized deductions (from Schedule A), Qualified business income deduction from Form 8995 or Form 8995-A, Add lines 12 and 13, Subtract line 14 from line 11. If zero or less, enter -0-. This is your taxable income.

Tax and Credits	16	Tax (see instructions). Check if any from Form(s): 1 <input type="checkbox"/> 8814 2 <input type="checkbox"/> 4972 3 <input type="checkbox"/> _____	16	172,917.
	17	Amount from Schedule 2, line 3	17	
	18	Add lines 16 and 17	18	172,917.
	19	Child tax credit or credit for other dependents from Schedule 8812	19	
	20	Amount from Schedule 3, line 8	20	602.
	21	Add lines 19 and 20	21	602.
	22	Subtract line 21 from line 18. If zero or less, enter -0-	22	172,315.
	23	Other taxes, including self-employment tax, from Schedule 2, line 21	23	6,394.
24	Add lines 22 and 23. This is your total tax	24	178,709.	

Payments	25	Federal income tax withheld from:		
	a	Form(s) W-2	25a	137,938.
	b	Form(s) 1099	25b	27.
	c	Other forms (see instructions)	25c	895.
	d	Add lines 25a through 25c	25d	138,860.
	26	2023 estimated tax payments and amount applied from 2022 return	26	
	27	Earned income credit (EIC) <input type="checkbox"/> No	27	
	28	Additional child tax credit from Schedule 8812	28	
	29	American opportunity credit from Form 8863, line 8	29	
	30	Reserved for future use	30	
	31	Amount from Schedule 3, line 15	31	18,098.
32	Add lines 27, 28, 29, and 31. These are your total other payments and refundable credits	32	18,098.	
33	Add lines 25d, 26, and 32. These are your total payments	33	156,958.	

Refund	34	If line 33 is more than line 24, subtract line 24 from line 33. This is the amount you overpaid	34																	
	35a	Amount of line 34 you want refunded to you . If Form 8888 is attached, check here <input type="checkbox"/>	35a																	
	b	Routing number <table border="1" style="display: inline-table; vertical-align: middle;"><tr><td>X</td><td>X</td><td>X</td><td>X</td><td>X</td><td>X</td><td>X</td><td>X</td><td>X</td><td>X</td></tr></table> c Type: <input type="checkbox"/> Checking <input type="checkbox"/> Savings	X	X	X	X	X	X	X	X	X	X								
	X	X	X	X	X	X	X	X	X	X										
d	Account number <table border="1" style="display: inline-table; vertical-align: middle;"><tr><td>X</td><td>X</td><td>X</td><td>X</td><td>X</td><td>X</td><td>X</td><td>X</td><td>X</td><td>X</td><td>X</td><td>X</td><td>X</td><td>X</td><td>X</td><td>X</td><td>X</td></tr></table>	X	X	X	X	X	X	X	X	X	X	X	X	X	X	X	X	X		
X	X	X	X	X	X	X	X	X	X	X	X	X	X	X	X	X				
36	Amount of line 34 you want applied to your 2024 estimated tax	36																		

Amount You Owe	37	Subtract line 33 from line 24. This is the amount you owe . For details on how to pay, go to www.irs.gov/Payments or see instructions	37	21,950.
	38	Estimated tax penalty (see instructions)	38	199.

Third Party Designee Do you want to allow another person to discuss this return with the IRS? See instructions **Yes**. Complete below. **No**

Designee's name _____ Phone no. _____ Personal identification number (PIN) _____

Sign Here Under penalties of perjury, I declare that I have examined this return and accompanying schedules and statements, and to the best of my knowledge and belief, they are true, correct, and complete. Declaration of preparer (other than taxpayer) is based on all information of which preparer has any knowledge.

Your signature	Date	Your occupation SOFTWARE ENGINEER	If the IRS sent you an Identity Protection PIN, enter it here (see inst.)
Spouse's signature. If a joint return, both must sign.	Date	Spouse's occupation PHYSICIAN	If the IRS sent your spouse an Identity Protection PIN, enter it here (see inst.)
Phone no. (919) 449-7542	Email address SAMIRSPARITA@GMAIL.COM		

Paid Preparer Use Only

Preparer's name SYAM PRIYA RAM SAGAR GUPTA	Preparer's signature SYAM PRIYA RAM SAGAR GUPTA	Date 04/10/2024	PTIN P02082703	Check if: <input type="checkbox"/> Self-employed
Firm's name GLOBAL TAXES LLC	Firm's address 245 ROONEY CT E BRUNSWICK NJ 08816			Phone no. (678) 965-9522
Firm's EIN 84-3171965				

**SCHEDULE 1
(Form 1040)**

Department of the Treasury
Internal Revenue Service

Additional Income and Adjustments to Income

Attach to Form 1040, 1040-SR, or 1040-NR.

Go to www.irs.gov/Form1040 for instructions and the latest information.

OMB No. 1545-0074

2023

Attachment
Sequence No. **01**

Name(s) shown on Form 1040, 1040-SR, or 1040-NR

SAMIR V & PARITA S SONI

Your social security number

687-10-1759

Part I Additional Income

1	Taxable refunds, credits, or offsets of state and local income taxes	1	0.
2a	Alimony received	2a	
b	Date of original divorce or separation agreement (see instructions): _____		
3	Business income or (loss). Attach Schedule C	3	-35,022.
4	Other gains or (losses). Attach Form 4797	4	
5	Rental real estate, royalties, partnerships, S corporations, trusts, etc. Attach Schedule E	5	10,637.
6	Farm income or (loss). Attach Schedule F	6	
7	Unemployment compensation	7	
8	Other income:		
a	Net operating loss	8a	()
b	Gambling	8b	
c	Cancellation of debt	8c	
d	Foreign earned income exclusion from Form 2555	8d	()
e	Income from Form 8853	8e	
f	Income from Form 8889	8f	
g	Alaska Permanent Fund dividends	8g	
h	Jury duty pay	8h	
i	Prizes and awards	8i	
j	Activity not engaged in for profit income	8j	
k	Stock options	8k	
l	Income from the rental of personal property if you engaged in the rental for profit but were not in the business of renting such property	8l	
m	Olympic and Paralympic medals and USOC prize money (see instructions)	8m	
n	Section 951(a) inclusion (see instructions)	8n	
o	Section 951A(a) inclusion (see instructions)	8o	
p	Section 461(l) excess business loss adjustment	8p	
q	Taxable distributions from an ABLÉ account (see instructions)	8q	
r	Scholarship and fellowship grants not reported on Form W-2	8r	
s	Nontaxable amount of Medicaid waiver payments included on Form 1040, line 1a or 1d	8s	()
t	Pension or annuity from a nonqualified deferred compensation plan or a nongovernmental section 457 plan	8t	
u	Wages earned while incarcerated	8u	
z	Other income. List type and amount: _____	8z	
9	Total other income. Add lines 8a through 8z	9	
10	Combine lines 1 through 7 and 9. This is your additional income . Enter here and on Form 1040, 1040-SR, or 1040-NR, line 8	10	-24,385.

For Paperwork Reduction Act Notice, see your tax return instructions.

Schedule 1 (Form 1040) 2023

Part II Adjustments to Income

11	Educator expenses	11	
12	Certain business expenses of reservists, performing artists, and fee-basis government officials. Attach Form 2106	12	
13	Health savings account deduction. Attach Form 8889	13	
14	Moving expenses for members of the Armed Forces. Attach Form 3903	14	
15	Deductible part of self-employment tax. Attach Schedule SE	15	409.
16	Self-employed SEP, SIMPLE, and qualified plans	16	
17	Self-employed health insurance deduction	17	
18	Penalty on early withdrawal of savings	18	
19a	Alimony paid	19a	
b	Recipient's SSN		
c	Date of original divorce or separation agreement (see instructions): _____		
20	IRA deduction	20	
21	Student loan interest deduction	21	
22	Reserved for future use	22	
23	Archer MSA deduction	23	
24	Other adjustments:		
a	Jury duty pay (see instructions)	24a	
b	Deductible expenses related to income reported on line 8l from the rental of personal property engaged in for profit	24b	
c	Nontaxable amount of the value of Olympic and Paralympic medals and USOC prize money reported on line 8m	24c	
d	Reforestation amortization and expenses	24d	
e	Repayment of supplemental unemployment benefits under the Trade Act of 1974	24e	
f	Contributions to section 501(c)(18)(D) pension plans	24f	
g	Contributions by certain chaplains to section 403(b) plans	24g	
h	Attorney fees and court costs for actions involving certain unlawful discrimination claims (see instructions)	24h	
i	Attorney fees and court costs you paid in connection with an award from the IRS for information you provided that helped the IRS detect tax law violations	24i	
j	Housing deduction from Form 2555	24j	
k	Excess deductions of section 67(e) expenses from Schedule K-1 (Form 1041)	24k	
z	Other adjustments. List type and amount: _____	24z	
25	Total other adjustments. Add lines 24a through 24z	25	
26	Add lines 11 through 23 and 25. These are your adjustments to income . Enter here and on Form 1040, 1040-SR, or 1040-NR, line 10	26	409.

**SCHEDULE 2
(Form 1040)**

Department of the Treasury
Internal Revenue Service

Additional Taxes

Attach to Form 1040, 1040-SR, or 1040-NR.
Go to www.irs.gov/Form1040 for instructions and the latest information.

OMB No. 1545-0074

2023
Attachment
Sequence No. **02**

Name(s) shown on Form 1040, 1040-SR, or 1040-NR
SAMIR V & PARITA S SONI

Your social security number
687-10-1759

Part I Tax

1	Alternative minimum tax. Attach Form 6251	1	
2	Excess advance premium tax credit repayment. Attach Form 8962	2	
3	Add lines 1 and 2. Enter here and on Form 1040, 1040-SR, or 1040-NR, line 17	3	

Part II Other Taxes

4	Self-employment tax. Attach Schedule SE	4	818.
5	Social security and Medicare tax on unreported tip income. Attach Form 4137	5	
6	Uncollected social security and Medicare tax on wages. Attach Form 8919	6	
7	Total additional social security and Medicare tax. Add lines 5 and 6	7	
8	Additional tax on IRAs or other tax-favored accounts. Attach Form 5329 if required. If not required, check here <input type="checkbox"/>	8	
9	Household employment taxes. Attach Schedule H	9	
10	Repayment of first-time homebuyer credit. Attach Form 5405 if required	10	
11	Additional Medicare Tax. Attach Form 8959	11	5,132.
12	Net investment income tax. Attach Form 8960	12	444.
13	Uncollected social security and Medicare or RRTA tax on tips or group-term life insurance from Form W-2, box 12	13	
14	Interest on tax due on installment income from the sale of certain residential lots and timeshares	14	
15	Interest on the deferred tax on gain from certain installment sales with a sales price over \$150,000	15	
16	Recapture of low-income housing credit. Attach Form 8611	16	

(continued on page 2)

Part II Other Taxes *(continued)*

17	Other additional taxes:		
a	Recapture of other credits. List type, form number, and amount: _____	17a	
b	Recapture of federal mortgage subsidy, if you sold your home see instructions	17b	
c	Additional tax on HSA distributions. Attach Form 8889	17c	
d	Additional tax on an HSA because you didn't remain an eligible individual. Attach Form 8889	17d	
e	Additional tax on Archer MSA distributions. Attach Form 8853	17e	
f	Additional tax on Medicare Advantage MSA distributions. Attach Form 8853	17f	
g	Recapture of a charitable contribution deduction related to a fractional interest in tangible personal property	17g	
h	Income you received from a nonqualified deferred compensation plan that fails to meet the requirements of section 409A	17h	
i	Compensation you received from a nonqualified deferred compensation plan described in section 457A	17i	
j	Section 72(m)(5) excess benefits tax	17j	
k	Golden parachute payments	17k	
l	Tax on accumulation distribution of trusts	17l	
m	Excise tax on insider stock compensation from an expatriated corporation	17m	
n	Look-back interest under section 167(g) or 460(b) from Form 8697 or 8866	17n	
o	Tax on non-effectively connected income for any part of the year you were a nonresident alien from Form 1040-NR	17o	
p	Any interest from Form 8621, line 16f, relating to distributions from, and dispositions of, stock of a section 1291 fund	17p	
q	Any interest from Form 8621, line 24	17q	
z	Any other taxes. List type and amount: _____ _____	17z	
18	Total additional taxes. Add lines 17a through 17z		18
19	Reserved for future use		19
20	Section 965 net tax liability installment from Form 965-A	20	
21	Add lines 4, 7 through 16, and 18. These are your total other taxes . Enter here and on Form 1040 or 1040-SR, line 23, or Form 1040-NR, line 23b		21
			6,394.

**SCHEDULE 3
(Form 1040)**

Department of the Treasury
Internal Revenue Service

Additional Credits and Payments

Attach to Form 1040, 1040-SR, or 1040-NR.
Go to www.irs.gov/Form1040 for instructions and the latest information.

OMB No. 1545-0074

2023
Attachment
Sequence No. **03**

Name(s) shown on Form 1040, 1040-SR, or 1040-NR
SAMIR V & PARITA S SONI

Your social security number
687-10-1759

Part I Nonrefundable Credits

1	Foreign tax credit. Attach Form 1116 if required	1	2.
2	Credit for child and dependent care expenses from Form 2441, line 11. Attach Form 2441	2	600.
3	Education credits from Form 8863, line 19	3	
4	Retirement savings contributions credit. Attach Form 8880	4	
5a	Residential clean energy credit from Form 5695, line 15	5a	
b	Energy efficient home improvement credit from Form 5695, line 32	5b	
6	Other nonrefundable credits:		
a	General business credit. Attach Form 3800	6a	
b	Credit for prior year minimum tax. Attach Form 8801	6b	
c	Adoption credit. Attach Form 8839	6c	
d	Credit for the elderly or disabled. Attach Schedule R	6d	
e	Reserved for future use	6e	
f	Clean vehicle credit. Attach Form 8936	6f	
g	Mortgage interest credit. Attach Form 8396	6g	
h	District of Columbia first-time homebuyer credit. Attach Form 8859	6h	
i	Qualified electric vehicle credit. Attach Form 8834	6i	
j	Alternative fuel vehicle refueling property credit. Attach Form 8911	6j	
k	Credit to holders of tax credit bonds. Attach Form 8912	6k	
l	Amount on Form 8978, line 14. See instructions	6l	
m	Credit for previously owned clean vehicles. Attach Form 8936	6m	
z	Other nonrefundable credits. List type and amount: _____ _____	6z	
7	Total other nonrefundable credits. Add lines 6a through 6z	7	
8	Add lines 1 through 4, 5a, 5b, and 7. Enter here and on Form 1040, 1040-SR, or 1040-NR, line 20	8	602.

(continued on page 2)

Part II Other Payments and Refundable Credits

9	Net premium tax credit. Attach Form 8962		9	
10	Amount paid with request for extension to file (see instructions)		10	
11	Excess social security and tier 1 RRTA tax withheld		11	18,098.
12	Credit for federal tax on fuels. Attach Form 4136		12	
13	Other payments or refundable credits:			
a	Form 2439	13a		
b	Credit for repayment of amounts included in income from earlier years	13b		
c	Elective payment election amount from Form 3800, Part III, line 6, column (i)	13c		
d	Deferred amount of net 965 tax liability (see instructions)	13d		
z	Other payments or refundable credits. List type and amount: _____	13z		
14	Total other payments or refundable credits. Add lines 13a through 13z		14	
15	Add lines 9 through 12 and 14. Enter here and on Form 1040, 1040-SR, or 1040-NR, line 31		15	18,098.

**SCHEDULE A
(Form 1040)**

Department of the Treasury
Internal Revenue Service

Itemized Deductions

Attach to Form 1040 or 1040-SR.

Go to www.irs.gov/ScheduleA for instructions and the latest information.

Caution: If you are claiming a net qualified disaster loss on Form 4684, see the instructions for line 16.

OMB No. 1545-0074

2023

Attachment
Sequence No. **07**

Name(s) shown on Form 1040 or 1040-SR

SAMIR V & PARITA S SONI

Your social security number

687-10-1759

Medical and Dental Expenses	Caution: Do not include expenses reimbursed or paid by others.					
	1 Medical and dental expenses (see instructions)	1				
	2 Enter amount from Form 1040 or 1040-SR, line 11	2				
	3 Multiply line 2 by 7.5% (0.075)	3				
4 Subtract line 3 from line 1. If line 3 is more than line 1, enter -0-				4		
Taxes You Paid	5 State and local taxes.					
	a State and local income taxes or general sales taxes. You may include either income taxes or general sales taxes on line 5a, but not both. If you elect to include general sales taxes instead of income taxes, check this box <input type="checkbox"/>	5a	24,504.			
	b State and local real estate taxes (see instructions)	5b	4,721.			
	c State and local personal property taxes	5c				
	d Add lines 5a through 5c	5d	29,225.			
	e Enter the smaller of line 5d or \$10,000 (\$5,000 if married filing separately)	5e	10,000.			
	6 Other taxes. List type and amount: _____	6				
7 Add lines 5e and 6				7	10,000.	
Interest You Paid	8 Home mortgage interest and points. If you didn't use all of your home mortgage loan(s) to buy, build, or improve your home, see instructions and check this box <input type="checkbox"/>					
	a Home mortgage interest and points reported to you on Form 1098. See instructions if limited	8a	18,179.			
	b Home mortgage interest not reported to you on Form 1098. See instructions if limited. If paid to the person from whom you bought the home, see instructions and show that person's name, identifying no., and address _____	8b				
	c Points not reported to you on Form 1098. See instructions for special rules	8c				
	d Reserved for future use	8d				
	e Add lines 8a through 8c	8e	18,179.			
9 Investment interest. Attach Form 4952 if required. See instructions	9					
10 Add lines 8e and 9				10	18,179.	
Gifts to Charity	11 Gifts by cash or check. If you made any gift of \$250 or more, see instructions	11				
	12 Other than by cash or check. If you made any gift of \$250 or more, see instructions. You must attach Form 8283 if over \$500	12				
	13 Carryover from prior year	13				
	14 Add lines 11 through 13				14	
Casualty and Theft Losses	15 Casualty and theft loss(es) from a federally declared disaster (other than net qualified disaster losses). Attach Form 4684 and enter the amount from line 18 of that form. See instructions				15	
Other Itemized Deductions	16 Other—from list in instructions. List type and amount: _____				16	
Total Itemized Deductions	17 Add the amounts in the far right column for lines 4 through 16. Also, enter this amount on Form 1040 or 1040-SR, line 12				17	28,179.
	18 If you elect to itemize deductions even though they are less than your standard deduction, check this box <input type="checkbox"/>					

**SCHEDULE B
(Form 1040)**

Department of the Treasury
Internal Revenue Service

Interest and Ordinary Dividends

Attach to Form 1040 or 1040-SR.

Go to www.irs.gov/ScheduleB for instructions and the latest information.

OMB No. 1545-0074

2023
Attachment
Sequence No. **08**

Name(s) shown on return

SAMIR V & PARITA S SONI

Your social security number

687-10-1759

**Part I
Interest**

(See instructions and the Instructions for Form 1040, line 2b.)

Note: If you received a Form 1099-INT, Form 1099-OID, or substitute statement from a brokerage firm, list the firm's name as the payer and enter the total interest shown on that form.

1 List name of payer. If any interest is from a seller-financed mortgage and the buyer used the property as a personal residence, see the instructions and list this interest first. Also, show that buyer's social security number and address:

BANK OF AMERICA
BANK OF AMERICA
BANK OF AMERICA
US BANK
The Clarks Landing Fund I, LP

		Amount
1		61.
		48.
		13.
		500.
		3,750.

2 Add the amounts on line 1 **2** 4,372.
3 Excludable interest on series EE and I U.S. savings bonds issued after 1989. Attach Form 8815 **3**
4 Subtract line 3 from line 2. Enter the result here and on Form 1040 or 1040-SR, line 2b **4** 4,372.

Note: If line 4 is over \$1,500, you must complete Part III.

**Part II
Ordinary Dividends**

(See instructions and the Instructions for Form 1040, line 3b.)

Note: If you received a Form 1099-DIV or substitute statement from a brokerage firm, list the firm's name as the payer and enter the ordinary dividends shown on that form.

5 List name of payer: _____ Wealthfront Brokerage LLC

		Amount
5		119.
6	Add the amounts on line 5. Enter the total here and on Form 1040 or 1040-SR, line 3b	6 119.

Note: If line 6 is over \$1,500, you must complete Part III.

**Part III
Foreign Accounts and Trusts**

You must complete this part if you (a) had over \$1,500 of taxable interest or ordinary dividends; (b) had a foreign account; or (c) received a distribution from, or were a grantor of, or a transferor to, a foreign trust.

Caution: If required, failure to file FinCEN Form 114 may result in substantial penalties. Additionally, you may be required to file Form 8938, Statement of Specified Foreign Financial Assets. See instructions.

7a At any time during 2023, did you have a financial interest in or signature authority over a financial account (such as a bank account, securities account, or brokerage account) located in a foreign country? See instructions
 If "Yes," are you required to file FinCEN Form 114, Report of Foreign Bank and Financial Accounts (FBAR), to report that financial interest or signature authority? See FinCEN Form 114 and its instructions for filing requirements and exceptions to those requirements
b If you are required to file FinCEN Form 114, list the name(s) of the foreign country(-ies) where the financial account(s) is (are) located: _____
8 During 2023, did you receive a distribution from, or were you the grantor of, or transferor to, a foreign trust? If "Yes," you may have to file Form 3520. See instructions

	Yes	No
	[]	[X]
	[]	[]
	[]	[X]

**SCHEDULE C
(Form 1040)**

Department of the Treasury
Internal Revenue Service

Profit or Loss From Business
(Sole Proprietorship)

Attach to Form 1040, 1040-SR, 1040-SS, 1040-NR, or 1041; partnerships must generally file Form 1065.
Go to www.irs.gov/ScheduleC for instructions and the latest information.

OMB No. 1545-0074

2023

Attachment
Sequence No. **09**

Name of proprietor PARITA S SONI		Social security number (SSN) 280-91-6390
A Principal business or profession, including product or service (see instructions) PHYSICIAN	B Enter code from instructions 6 2 1 1 1 1	
C Business name. If no separate business name, leave blank. SUNRISE PULMONARY AND CRITICAL CARE MEDICINE	D Employer ID number (EIN) (see instr.) 9 3 2 0 9 0 8 3 9	
E Business address (including suite or room no.) 9925 E ROTATION DR City, town or post office, state, and ZIP code MESA, AZ 85212		
F Accounting method: (1) <input checked="" type="checkbox"/> Cash (2) <input type="checkbox"/> Accrual (3) <input type="checkbox"/> Other (specify) _____		
G Did you "materially participate" in the operation of this business during 2023? If "No," see instructions for limit on losses <input checked="" type="checkbox"/> Yes <input type="checkbox"/> No		
H If you started or acquired this business during 2023, check here <input type="checkbox"/>		
I Did you make any payments in 2023 that would require you to file Form(s) 1099? See instructions <input type="checkbox"/> Yes <input checked="" type="checkbox"/> No		
J If "Yes," did you or will you file required Form(s) 1099? <input type="checkbox"/> Yes <input type="checkbox"/> No		

Part I Income

1 Gross receipts or sales. See instructions for line 1 and check the box if this income was reported to you on Form W-2 and the "Statutory employee" box on that form was checked <input type="checkbox"/>	1	207,343.
2 Returns and allowances	2	
3 Subtract line 2 from line 1	3	207,343.
4 Cost of goods sold (from line 42)	4	
5 Gross profit. Subtract line 4 from line 3	5	207,343.
6 Other income, including federal and state gasoline or fuel tax credit or refund (see instructions)	6	
7 Gross income. Add lines 5 and 6	7	207,343.

Part II Expenses. Enter expenses for business use of your home **only** on line 30.

8 Advertising	8		18 Office expense (see instructions)	18	1,240.
9 Car and truck expenses (see instructions)	9		19 Pension and profit-sharing plans	19	
10 Commissions and fees	10	278.	20 Rent or lease (see instructions):		
11 Contract labor (see instructions)	11	169,000.	a Vehicles, machinery, and equipment	20a	
12 Depletion	12		b Other business property	20b	
13 Depreciation and section 179 expense deduction (not included in Part III) (see instructions)	13		21 Repairs and maintenance	21	
14 Employee benefit programs (other than on line 19)	14		22 Supplies (not included in Part III)	22	
15 Insurance (other than health)	15		23 Taxes and licenses	23	
16 Interest (see instructions):			24 Travel and meals:		
a Mortgage (paid to banks, etc.)	16a		a Travel	24a	6,049.
b Other	16b		b Deductible meals (see instructions)	24b	155.
17 Legal and professional services	17		25 Utilities	25	66.
28 Total expenses before expenses for business use of home. Add lines 8 through 27b	28		26 Wages (less employment credits)	26	
29 Tentative profit or (loss). Subtract line 28 from line 7	29		27a Other expenses (from line 48)	27a	
30 Expenses for business use of your home. Do not report these expenses elsewhere. Attach Form 8829 unless using the simplified method. See instructions. Simplified method filers only: Enter the total square footage of (a) your home: _____ and (b) the part of your home used for business: _____. Use the Simplified Method Worksheet in the instructions to figure the amount to enter on line 30	30		b Energy efficient commercial bldgs deduction (attach Form 7205)	27b	
31 Net profit or (loss). Subtract line 30 from line 29. • If a profit, enter on both Schedule 1 (Form 1040), line 3 , and on Schedule SE, line 2 . (If you checked the box on line 1, see instructions.) Estates and trusts, enter on Form 1041, line 3 . • If a loss, you must go to line 32.	31		28		176,788.
32 If you have a loss, check the box that describes your investment in this activity. See instructions. • If you checked 32a, enter the loss on both Schedule 1 (Form 1040), line 3 , and on Schedule SE, line 2 . (If you checked the box on line 1, see the line 31 instructions.) Estates and trusts, enter on Form 1041, line 3 . • If you checked 32b, you must attach Form 6198 . Your loss may be limited.			29		30,555.
			31		30,555.

32a All investment is at risk.
32b Some investment is not at risk.

Part III Cost of Goods Sold (see instructions)

33 Method(s) used to value closing inventory: **a** Cost **b** Lower of cost or market **c** Other (attach explanation)

34 Was there any change in determining quantities, costs, or valuations between opening and closing inventory?
If "Yes," attach explanation **Yes** **No**

35 Inventory at beginning of year. If different from last year's closing inventory, attach explanation . . .	35	
36 Purchases less cost of items withdrawn for personal use	36	
37 Cost of labor. Do not include any amounts paid to yourself	37	
38 Materials and supplies	38	
39 Other costs	39	
40 Add lines 35 through 39	40	
41 Inventory at end of year	41	
42 Cost of goods sold. Subtract line 41 from line 40. Enter the result here and on line 4	42	

Part IV Information on Your Vehicle. Complete this part **only** if you are claiming car or truck expenses on line 9 and are not required to file Form 4562 for this business. See the instructions for line 13 to find out if you must file Form 4562.

43 When did you place your vehicle in service for business purposes? (month/day/year) _____

44 Of the total number of miles you drove your vehicle during 2023, enter the number of miles you used your vehicle for:

a Business _____ **b** Commuting (see instructions) _____ **c** Other _____

45 Was your vehicle available for personal use during off-duty hours? **Yes** **No**

46 Do you (or your spouse) have another vehicle available for personal use?. **Yes** **No**

47a Do you have evidence to support your deduction? **Yes** **No**

b If "Yes," is the evidence written? **Yes** **No**

Part V Other Expenses. List below business expenses not included on lines 8–26, line 27b, or line 30.

48 Total other expenses. Enter here and on line 27a	48	

**SCHEDULE C
(Form 1040)**

Department of the Treasury
Internal Revenue Service

Profit or Loss From Business
(Sole Proprietorship)

Attach to Form 1040, 1040-SR, 1040-SS, 1040-NR, or 1041; partnerships must generally file Form 1065.
Go to www.irs.gov/ScheduleC for instructions and the latest information.

OMB No. 1545-0074

2023

Attachment
Sequence No. **09**

Name of proprietor SAMIR V SONI		Social security number (SSN) 687-10-1759
A Principal business or profession, including product or service (see instructions) IT SERVICES	B Enter code from instructions 5 1 8 2 1 0	
C Business name. If no separate business name, leave blank. SPARKS SOLUTIONS LLC	D Employer ID number (EIN) (see instr.) 9 2 3 5 8 0 1 2 4	
E Business address (including suite or room no.) 9925 E ROTATION DR City, town or post office, state, and ZIP code MESA, AZ 85212		
F Accounting method: (1) <input checked="" type="checkbox"/> Cash (2) <input type="checkbox"/> Accrual (3) <input type="checkbox"/> Other (specify) _____		
G Did you "materially participate" in the operation of this business during 2023? If "No," see instructions for limit on losses <input checked="" type="checkbox"/> Yes <input type="checkbox"/> No		
H If you started or acquired this business during 2023, check here <input type="checkbox"/>		
I Did you make any payments in 2023 that would require you to file Form(s) 1099? See instructions <input type="checkbox"/> Yes <input checked="" type="checkbox"/> No		
J If "Yes," did you or will you file required Form(s) 1099? <input type="checkbox"/> Yes <input type="checkbox"/> No		

Part I Income

1 Gross receipts or sales. See instructions for line 1 and check the box if this income was reported to you on Form W-2 and the "Statutory employee" box on that form was checked <input type="checkbox"/>	1	93,500.
2 Returns and allowances	2	
3 Subtract line 2 from line 1	3	93,500.
4 Cost of goods sold (from line 42)	4	
5 Gross profit. Subtract line 4 from line 3	5	93,500.
6 Other income, including federal and state gasoline or fuel tax credit or refund (see instructions)	6	
7 Gross income. Add lines 5 and 6	7	93,500.

Part II Expenses. Enter expenses for business use of your home **only** on line 30.

8 Advertising	8		18 Office expense (see instructions)	18	3,948.
9 Car and truck expenses (see instructions)	9		19 Pension and profit-sharing plans	19	
10 Commissions and fees	10	3,087.	20 Rent or lease (see instructions):		
11 Contract labor (see instructions)	11	71,487.	a Vehicles, machinery, and equipment	20a	9,016.
12 Depletion	12		b Other business property	20b	26,452.
13 Depreciation and section 179 expense deduction (not included in Part III) (see instructions)	13		21 Repairs and maintenance	21	3,589.
14 Employee benefit programs (other than on line 19)	14		22 Supplies (not included in Part III)	22	562.
15 Insurance (other than health)	15	2,579.	23 Taxes and licenses	23	
16 Interest (see instructions):			24 Travel and meals:		
a Mortgage (paid to banks, etc.)	16a		a Travel	24a	16,559.
b Other	16b		b Deductible meals (see instructions)	24b	3,474.
17 Legal and professional services	17		25 Utilities	25	12,241.
28 Total expenses before expenses for business use of home. Add lines 8 through 27b	28		26 Wages (less employment credits)	26	
29 Tentative profit or (loss). Subtract line 28 from line 7	29		27a Other expenses (from line 48)	27a	6,083.
30 Expenses for business use of your home. Do not report these expenses elsewhere. Attach Form 8829 unless using the simplified method. See instructions. Simplified method filers only: Enter the total square footage of (a) your home: _____ and (b) the part of your home used for business: _____. Use the Simplified Method Worksheet in the instructions to figure the amount to enter on line 30	30		b Energy efficient commercial bldgs deduction (attach Form 7205)	27b	
31 Net profit or (loss). Subtract line 30 from line 29. • If a profit, enter on both Schedule 1 (Form 1040), line 3 , and on Schedule SE, line 2 . (If you checked the box on line 1, see instructions.) Estates and trusts, enter on Form 1041, line 3 . • If a loss, you must go to line 32.	31		28		159,077.
32 If you have a loss, check the box that describes your investment in this activity. See instructions. • If you checked 32a, enter the loss on both Schedule 1 (Form 1040), line 3 , and on Schedule SE, line 2 . (If you checked the box on line 1, see the line 31 instructions.) Estates and trusts, enter on Form 1041, line 3 . • If you checked 32b, you must attach Form 6198 . Your loss may be limited.			29		-65,577.
			31		-65,577.

32a All investment is at risk.
32b Some investment is not at risk.

Part III Cost of Goods Sold (see instructions)

33 Method(s) used to value closing inventory: **a** Cost **b** Lower of cost or market **c** Other (attach explanation)

34 Was there any change in determining quantities, costs, or valuations between opening and closing inventory? If "Yes," attach explanation **Yes** **No**

35 Inventory at beginning of year. If different from last year's closing inventory, attach explanation . . .	35	
36 Purchases less cost of items withdrawn for personal use	36	
37 Cost of labor. Do not include any amounts paid to yourself	37	
38 Materials and supplies	38	
39 Other costs	39	
40 Add lines 35 through 39	40	
41 Inventory at end of year	41	
42 Cost of goods sold. Subtract line 41 from line 40. Enter the result here and on line 4	42	

Part IV Information on Your Vehicle. Complete this part **only** if you are claiming car or truck expenses on line 9 and are not required to file Form 4562 for this business. See the instructions for line 13 to find out if you must file Form 4562.

43 When did you place your vehicle in service for business purposes? (month/day/year) _____

44 Of the total number of miles you drove your vehicle during 2023, enter the number of miles you used your vehicle for:

a Business _____ **b** Commuting (see instructions) _____ **c** Other _____

45 Was your vehicle available for personal use during off-duty hours? **Yes** **No**

46 Do you (or your spouse) have another vehicle available for personal use?. **Yes** **No**

47a Do you have evidence to support your deduction? **Yes** **No**

b If "Yes," is the evidence written? **Yes** **No**

Part V Other Expenses. List below business expenses not included on lines 8–26, line 27b, or line 30.

Gift		251.
Furniture		5,832.
48 Total other expenses. Enter here and on line 27a	48	6,083.

**SCHEDULE D
(Form 1040)**

Capital Gains and Losses

OMB No. 1545-0074

2023

Department of the Treasury
Internal Revenue Service

Attach to Form 1040, 1040-SR, or 1040-NR.
Use Form 8949 to list your transactions for lines 1b, 2, 3, 8b, 9, and 10.
Go to www.irs.gov/ScheduleD for instructions and the latest information.

Attachment
Sequence No. **12**

Name(s) shown on return

SAMIR V & PARITA S SONI

Your social security number

687-10-1759

Did you dispose of any investment(s) in a qualified opportunity fund during the tax year? Yes No

If "Yes," attach Form 8949 and see its instructions for additional requirements for reporting your gain or loss.

Part I Short-Term Capital Gains and Losses—Generally Assets Held One Year or Less (see instructions)

See instructions for how to figure the amounts to enter on the lines below.

This form may be easier to complete if you round off cents to whole dollars.

	(d) Proceeds (sales price)	(e) Cost (or other basis)	(g) Adjustments to gain or loss from Form(s) 8949, Part I, line 2, column (g)	(h) Gain or (loss) Subtract column (e) from column (d) and combine the result with column (g)
1a Totals for all short-term transactions reported on Form 1099-B for which basis was reported to the IRS and for which you have no adjustments (see instructions). However, if you choose to report all these transactions on Form 8949, leave this line blank and go to line 1b .				
1b Totals for all transactions reported on Form(s) 8949 with Box A checked	140.	142.		-2.
2 Totals for all transactions reported on Form(s) 8949 with Box B checked				
3 Totals for all transactions reported on Form(s) 8949 with Box C checked				
4 Short-term gain from Form 6252 and short-term gain or (loss) from Forms 4684, 6781, and 8824				4
5 Net short-term gain or (loss) from partnerships, S corporations, estates, and trusts from Schedule(s) K-1				5
6 Short-term capital loss carryover. Enter the amount, if any, from line 8 of your Capital Loss Carryover Worksheet in the instructions				6 (17,676.)
7 Net short-term capital gain or (loss). Combine lines 1a through 6 in column (h). If you have any long-term capital gains or losses, go to Part II below. Otherwise, go to Part III on the back				7 -17,678.

Part II Long-Term Capital Gains and Losses—Generally Assets Held More Than One Year (see instructions)

See instructions for how to figure the amounts to enter on the lines below.

This form may be easier to complete if you round off cents to whole dollars.

	(d) Proceeds (sales price)	(e) Cost (or other basis)	(g) Adjustments to gain or loss from Form(s) 8949, Part II, line 2, column (g)	(h) Gain or (loss) Subtract column (e) from column (d) and combine the result with column (g)
8a Totals for all long-term transactions reported on Form 1099-B for which basis was reported to the IRS and for which you have no adjustments (see instructions). However, if you choose to report all these transactions on Form 8949, leave this line blank and go to line 8b .				
8b Totals for all transactions reported on Form(s) 8949 with Box D checked	203.	204.		-1.
9 Totals for all transactions reported on Form(s) 8949 with Box E checked				
10 Totals for all transactions reported on Form(s) 8949 with Box F checked				
11 Gain from Form 4797, Part I; long-term gain from Forms 2439 and 6252; and long-term gain or (loss) from Forms 4684, 6781, and 8824				11
12 Net long-term gain or (loss) from partnerships, S corporations, estates, and trusts from Schedule(s) K-1				12
13 Capital gain distributions. See the instructions				13
14 Long-term capital loss carryover. Enter the amount, if any, from line 13 of your Capital Loss Carryover Worksheet in the instructions				14 ()
15 Net long-term capital gain or (loss). Combine lines 8a through 14 in column (h). Then, go to Part III on the back				15 -1.

For Paperwork Reduction Act Notice, see your tax return instructions.

Schedule D (Form 1040) 2023

Part III Summary

16	Combine lines 7 and 15 and enter the result	16	-17,679.
	<ul style="list-style-type: none"> • If line 16 is a gain, enter the amount from line 16 on Form 1040, 1040-SR, or 1040-NR, line 7. Then, go to line 17 below. • If line 16 is a loss, skip lines 17 through 20 below. Then, go to line 21. Also be sure to complete line 22. • If line 16 is zero, skip lines 17 through 21 below and enter -0- on Form 1040, 1040-SR, or 1040-NR, line 7. Then, go to line 22. 		
17	Are lines 15 and 16 both gains? <input type="checkbox"/> Yes. Go to line 18. <input type="checkbox"/> No. Skip lines 18 through 21, and go to line 22.		
18	If you are required to complete the 28% Rate Gain Worksheet (see instructions), enter the amount, if any, from line 7 of that worksheet	18	
19	If you are required to complete the Unrecaptured Section 1250 Gain Worksheet (see instructions), enter the amount, if any, from line 18 of that worksheet	19	
20	Are lines 18 and 19 both zero or blank and you are not filing Form 4952? <input type="checkbox"/> Yes. Complete the Qualified Dividends and Capital Gain Tax Worksheet in the instructions for Form 1040, line 16. Don't complete lines 21 and 22 below. <input type="checkbox"/> No. Complete the Schedule D Tax Worksheet in the instructions. Don't complete lines 21 and 22 below.		
21	If line 16 is a loss, enter here and on Form 1040, 1040-SR, or 1040-NR, line 7, the smaller of: <ul style="list-style-type: none"> • The loss on line 16; or • (\$3,000), or if married filing separately, (\$1,500) } 	21	(3,000.)
	Note: When figuring which amount is smaller, treat both amounts as positive numbers.		
22	Do you have qualified dividends on Form 1040, 1040-SR, or 1040-NR, line 3a? <input checked="" type="checkbox"/> Yes. Complete the Qualified Dividends and Capital Gain Tax Worksheet in the instructions for Form 1040, line 16. <input type="checkbox"/> No. Complete the rest of Form 1040, 1040-SR, or 1040-NR.		

Sales and Other Dispositions of Capital Assets

Department of the Treasury
Internal Revenue Service

File with your Schedule D to list your transactions for lines 1b, 2, 3, 8b, 9, and 10 of Schedule D.

Go to www.irs.gov/Form8949 for instructions and the latest information.

Name(s) shown on return

Social security number or taxpayer identification number

SAMIR V & PARITA S SONI

687-10-1759

Before you check Box A, B, or C below, see whether you received any Form(s) 1099-B or substitute statement(s) from your broker. A substitute statement will have the same information as Form 1099-B. Either will show whether your basis (usually your cost) was reported to the IRS by your broker and may even tell you which box to check.

Part I Short-Term. Transactions involving capital assets you held 1 year or less are generally short-term (see instructions). For long-term transactions, see page 2.

Note: You may aggregate all short-term transactions reported on Form(s) 1099-B showing basis was reported to the IRS and for which no adjustments or codes are required. Enter the totals directly on Schedule D, line 1a; you aren't required to report these transactions on Form 8949 (see instructions).

You must check Box A, B, or C below. Check only one box. If more than one box applies for your short-term transactions, complete a separate Form 8949, page 1, for each applicable box. If you have more short-term transactions than will fit on this page for one or more of the boxes, complete as many forms with the same box checked as you need.

- (A)** Short-term transactions reported on Form(s) 1099-B showing basis was reported to the IRS (see **Note** above)
- (B)** Short-term transactions reported on Form(s) 1099-B showing basis **wasn't** reported to the IRS
- (C)** Short-term transactions not reported to you on Form 1099-B

1	(a) Description of property (Example: 100 sh. XYZ Co.)	(b) Date acquired (Mo., day, yr.)	(c) Date sold or disposed of (Mo., day, yr.)	(d) Proceeds (sales price) (see instructions)	(e) Cost or other basis See the Note below and see <i>Column (e)</i> in the separate instructions.	Adjustment, if any, to gain or loss If you enter an amount in column (g), enter a code in column (f). See the separate instructions.		(h) Gain or (loss) Subtract column (e) from column (d) and combine the result with column (g).
						(f) Code(s) from instructions	(g) Amount of adjustment	
	Wealthfront Brokerage LLC	01/01/23	12/31/23	140.	142.			-2.
2 Totals.	Add the amounts in columns (d), (e), (g), and (h) (subtract negative amounts). Enter each total here and include on your Schedule D, line 1b (if Box A above is checked), line 2 (if Box B above is checked), or line 3 (if Box C above is checked).			140.	142.			-2.

Note: If you checked Box A above but the basis reported to the IRS was incorrect, enter in column (e) the basis as reported to the IRS, and enter an adjustment in column (g) to correct the basis. See *Column (g)* in the separate instructions for how to figure the amount of the adjustment.

Name(s) shown on return. Name and SSN or taxpayer identification no. not required if shown on other side
 SAMIR V & PARITA S SONI

Social security number or taxpayer identification number
 687-10-1759

Before you check Box D, E, or F below, see whether you received any Form(s) 1099-B or substitute statement(s) from your broker. A substitute statement will have the same information as Form 1099-B. Either will show whether your basis (usually your cost) was reported to the IRS by your broker and may even tell you which box to check.

Part II Long-Term. Transactions involving capital assets you held more than 1 year are generally long-term (see instructions). For short-term transactions, see page 1.

Note: You may aggregate all long-term transactions reported on Form(s) 1099-B showing basis was reported to the IRS and for which no adjustments or codes are required. Enter the totals directly on Schedule D, line 8a; you aren't required to report these transactions on Form 8949 (see instructions).

You must check Box D, E, or F below. Check only one box. If more than one box applies for your long-term transactions, complete a separate Form 8949, page 2, for each applicable box. If you have more long-term transactions than will fit on this page for one or more of the boxes, complete as many forms with the same box checked as you need.

- (D)** Long-term transactions reported on Form(s) 1099-B showing basis was reported to the IRS (see **Note** above)
- (E)** Long-term transactions reported on Form(s) 1099-B showing basis **wasn't** reported to the IRS
- (F)** Long-term transactions not reported to you on Form 1099-B

1	(a) Description of property (Example: 100 sh. XYZ Co.)	(b) Date acquired (Mo., day, yr.)	(c) Date sold or disposed of (Mo., day, yr.)	(d) Proceeds (sales price) (see instructions)	(e) Cost or other basis See the Note below and see <i>Column (e)</i> in the separate instructions.	Adjustment, if any, to gain or loss If you enter an amount in column (g), enter a code in column (f). See the separate instructions.		(h) Gain or (loss) Subtract column (e) from column (d) and combine the result with column (g).
						(f) Code(s) from instructions	(g) Amount of adjustment	
	Wealthfront Brokerage LLC	01/01/23	12/31/23	203.	204.			-1.
2 Totals.	Add the amounts in columns (d), (e), (g), and (h) (subtract negative amounts). Enter each total here and include on your Schedule D, line 8b (if Box D above is checked), line 9 (if Box E above is checked), or line 10 (if Box F above is checked) . . .			203.	204.			-1.

Note: If you checked Box D above but the basis reported to the IRS was incorrect, enter in column (e) the basis as reported to the IRS, and enter an adjustment in column (g) to correct the basis. See *Column (g)* in the separate instructions for how to figure the amount of the adjustment.

**SCHEDULE E
(Form 1040)**

Department of the Treasury
Internal Revenue Service

Supplemental Income and Loss

(From rental real estate, royalties, partnerships, S corporations, estates, trusts, REMICs, etc.)

Attach to Form 1040, 1040-SR, 1040-NR, or 1041.
Go to www.irs.gov/ScheduleE for instructions and the latest information.

OMB No. 1545-0074

2023
Attachment
Sequence No. **13**

Name(s) shown on return

SAMIR V & PARITA S SONI

Your social security number

687-10-1759

Part I Income or Loss From Rental Real Estate and Royalties

Note: If you are in the business of renting personal property, use **Schedule C**. See instructions. If you are an individual, report farm rental income or loss from **Form 4835** on page 2, line 40.

- A** Did you make any payments in 2023 that would require you to file Form(s) 1099? See instructions Yes No
B If "Yes," did you or will you file required Form(s) 1099? Yes No

1a Physical address of each property (street, city, state, ZIP code)

- A** 2658 S REAVIS FALLS RD APACHE JUNCTION AZ 85119-6803
B 3053 E SUNRISE PL CHANDLER AZ 85286
C 4407 N 94TH DR PHOENIX AZ 85037

1b Type of Property (from list below)	2 For each rental real estate property listed above, report the number of fair rental and personal use days. Check the QJV box only if you meet the requirements to file as a qualified joint venture. See instructions.	Fair Rental Days	Personal Use Days	QJV
		A	B	C
A 1		365	0	<input type="checkbox"/>
B 1		365	0	<input type="checkbox"/>
C 1		153	0	<input type="checkbox"/>

Type of Property:

- 1 Single Family Residence 3 Vacation/Short-Term Rental 5 Land 7 Self-Rental
 2 Multi-Family Residence 4 Commercial 6 Royalties 8 Other (describe) _____

Income:	Properties:		
	A	B	C
3 Rents received	3 27,850.	31,990.	13,901.
4 Royalties received	4		
Expenses:			
5 Advertising	5		
6 Auto and travel (see instructions)	6		
7 Cleaning and maintenance	7		
8 Commissions	8		
9 Insurance	9		
10 Legal and other professional fees	10		
11 Management fees	11 1,763.	1,316.	375.
12 Mortgage interest paid to banks, etc. (see instructions)	12 5,929.	5,410.	7,754.
13 Other interest	13		
14 Repairs	14		
15 Supplies	15		
16 Taxes	16 1,878.	2,424.	274.
17 Utilities	17		
18 Depreciation expense or depletion	18 10,545.	13,091.	8,962.
19 Other (list HOA)	19 888.	1,192.	1,303.
20 Total expenses. Add lines 5 through 19	20 21,003.	23,433.	18,668.
21 Subtract line 20 from line 3 (rents) and/or 4 (royalties). If result is a (loss), see instructions to find out if you must file Form 6198	21 6,847.	8,557.	-4,767.
22 Deductible rental real estate loss after limitation, if any, on Form 8582 (see instructions)	22 ()	()	(4,767.)
23a Total of all amounts reported on line 3 for all rental properties	23a	73,741.	
b Total of all amounts reported on line 4 for all royalty properties	23b		
c Total of all amounts reported on line 12 for all properties	23c	19,093.	
d Total of all amounts reported on line 18 for all properties	23d	32,598.	
e Total of all amounts reported on line 20 for all properties	23e	63,104.	
24 Income. Add positive amounts shown on line 21. Do not include any losses	24		15,404.
25 Losses. Add royalty losses from line 21 and rental real estate losses from line 22. Enter total losses here	25	(4,767.)	
26 Total rental real estate and royalty income or (loss). Combine lines 24 and 25. Enter the result here. If Parts II, III, and IV, and line 40 on page 2 do not apply to you, also enter this amount on Schedule 1 (Form 1040), line 5. Otherwise, include this amount in the total on line 41 on page 2	26		10,637.

For Paperwork Reduction Act Notice, see the separate instructions.

NPA

10,637.

Schedule E (Form 1040) 2023

Name(s) shown on return. Do not enter name and social security number if shown on other side.

Your social security number

SAMIR V & PARITA S SONI

687-10-1759

Caution: The IRS compares amounts reported on your tax return with amounts shown on Schedule(s) K-1.

Part II Income or Loss From Partnerships and S Corporations

Note: If you report a loss, receive a distribution, dispose of stock, or receive a loan repayment from an S corporation, you must check the box in column (e) on line 28 and attach the required basis computation. If you report a loss from an at-risk activity for which any amount is not at risk, you must check the box in column (f) on line 28 and attach Form 6198. See instructions.

27 Are you reporting any loss not allowed in a prior year due to the at-risk or basis limitations, a prior year unallowed loss from a passive activity (if that loss was not reported on Form 8582), or unreimbursed partnership expenses? If you answered "Yes," see instructions before completing this section Yes No

Table with 7 columns: (a) Name, (b) Enter P for partnership; S for S corporation, (c) Check if foreign partnership, (d) Employer identification number, (e) Check if basis computation is required, (f) Check if any amount is not at risk. Row A: The Clarks Landing Fund I, LP, P, 36-4716555.

Summary table for Part II with columns: (g) Passive loss allowed, (h) Passive income from Schedule K-1, (i) Nonpassive loss allowed, (j) Section 179 expense deduction from Form 4562, (k) Nonpassive income from Schedule K-1. Totals: 0.

Part III Income or Loss From Estates and Trusts

Table with 2 columns: (a) Name, (b) Employer identification number. Rows A and B.

Summary table for Part III with columns: (c) Passive deduction or loss allowed, (d) Passive income from Schedule K-1, (e) Deduction or loss from Schedule K-1, (f) Other income from Schedule K-1. Totals: 0.

Part IV Income or Loss From Real Estate Mortgage Investment Conduits (REMICs)—Residual Holder

Table with 5 columns: (a) Name, (b) Employer identification number, (c) Excess inclusion from Schedules Q, line 2c, (d) Taxable income (net loss) from Schedules Q, line 1b, (e) Income from Schedules Q, line 3b. Row 39: Combine columns (d) and (e) only.

Part V Summary

Summary table for Part V with 2 columns: Description, Amount. Row 41: Total income or (loss) 10,637. Row 42: Reconciliation of farming and fishing income. Row 43: Reconciliation for real estate professionals.

**SCHEDULE SE
(Form 1040)**

Self-Employment Tax

OMB No. 1545-0074

Department of the Treasury
Internal Revenue Service

Attach to Form 1040, 1040-SR, 1040-SS, or 1040-NR.

2023
Attachment
Sequence No. **17**

Go to www.irs.gov/ScheduleSE for instructions and the latest information.

Name of person with self-employment income (as shown on Form 1040, 1040-SR, 1040-SS, or 1040-NR)
PARITA S SONI

Social security number of person
with self-employment income 280-91-6390

Part I Self-Employment Tax

Note: If your only income subject to self-employment tax is **church employee income**, see instructions for how to report your income and the definition of church employee income.

A If you are a minister, member of a religious order, or Christian Science practitioner **and** you filed Form 4361, but you had \$400 or more of **other** net earnings from self-employment, check here and continue with Part I

Skip lines 1a and 1b if you use the farm optional method in Part II. See instructions.

1a Net farm profit or (loss) from Schedule F, line 34, and farm partnerships, Schedule K-1 (Form 1065), box 14, code A **1a**

b If you received social security retirement or disability benefits, enter the amount of Conservation Reserve Program payments included on Schedule F, line 4b, or listed on Schedule K-1 (Form 1065), box 20, code AQ **1b** ()

Skip line 2 if you use the nonfarm optional method in Part II. See instructions.

2 Net profit or (loss) from Schedule C, line 31; and Schedule K-1 (Form 1065), box 14, code A (other than farming). See instructions for other income to report or if you are a minister or member of a religious order **2** 30,555.

3 Combine lines 1a, 1b, and 2 **3** 30,555.

4a If line 3 is more than zero, multiply line 3 by 92.35% (0.9235). Otherwise, enter amount from line 3 **4a** 28,218.

Note: If line 4a is less than \$400 due to Conservation Reserve Program payments on line 1b, see instructions.

b If you elect one or both of the optional methods, enter the total of lines 15 and 17 here **4b**

c Combine lines 4a and 4b. If less than \$400, **stop**; you don't owe self-employment tax. **Exception:** If less than \$400 and you had **church employee income**, enter -0- and continue **4c** 28,218.

5a Enter your **church employee income** from Form W-2. See instructions for definition of church employee income **5a**

b Multiply line 5a by 92.35% (0.9235). If less than \$100, enter -0- **5b** 0.

6 Add lines 4c and 5b **6** 28,218.

7 Maximum amount of combined wages and self-employment earnings subject to social security tax or the 6.2% portion of the 7.65% railroad retirement (tier 1) tax for 2023 **7** 160,200

8a Total social security wages and tips (total of boxes 3 and 7 on Form(s) W-2) and railroad retirement (tier 1) compensation. If \$160,200 or more, skip lines 8b through 10, and go to line 11 **8a** 160,200.

b Unreported tips subject to social security tax from Form 4137, line 10 **8b**

c Wages subject to social security tax from Form 8919, line 10 **8c**

d Add lines 8a, 8b, and 8c **8d**

9 Subtract line 8d from line 7. If zero or less, enter -0- here and on line 10 and go to line 11 **9**

10 Multiply the **smaller** of line 6 or line 9 by 12.4% (0.124) **10**

11 Multiply line 6 by 2.9% (0.029) **11** 818.

12 Self-employment tax. Add lines 10 and 11. Enter here and on **Schedule 2 (Form 1040), line 4, or Form 1040-SS, Part I, line 3** **12** 818.

13 Deduction for one-half of self-employment tax. Multiply line 12 by 50% (0.50). Enter here and on **Schedule 1 (Form 1040), line 15** **13** 409.

For Paperwork Reduction Act Notice, see your tax return instructions.

Schedule SE (Form 1040) 2023

Part II **Optional Methods To Figure Net Earnings** (see instructions)

Farm Optional Method. You may use this method **only** if **(a)** your gross farm income¹ wasn't more than \$9,840, **or (b)** your net farm profits² were less than \$7,103.

14 Maximum income for optional methods	14	6,560
15 Enter the smaller of: two-thirds (² / ₃) of gross farm income ¹ (not less than zero) or \$6,560. Also, include this amount on line 4b above	15	

Nonfarm Optional Method. You may use this method **only** if **(a)** your net nonfarm profits³ were less than \$7,103 and also less than 72.189% of your gross nonfarm income,⁴ **and (b)** you had net earnings from self-employment of at least \$400 in 2 of the prior 3 years. **Caution:** You may use this method no more than five times.

16 Subtract line 15 from line 14	16	
17 Enter the smaller of: two-thirds (² / ₃) of gross nonfarm income ⁴ (not less than zero) or the amount on line 16. Also, include this amount on line 4b above	17	

¹ From Sch. F, line 9; and Sch. K-1 (Form 1065), box 14, code B.

² From Sch. F, line 34; and Sch. K-1 (Form 1065), box 14, code A—minus the amount you would have entered on line 1b had you not used the optional method.

³ From Sch. C, line 31; and Sch. K-1 (Form 1065), box 14, code A.

⁴ From Sch. C, line 7; and Sch. K-1 (Form 1065), box 14, code C.

Child and Dependent Care Expenses

Department of the Treasury Internal Revenue Service

Attach to Form 1040, 1040-SR, or 1040-NR.

2023 Attachment Sequence No. 21

Go to www.irs.gov/Form2441 for instructions and the latest information.

Name(s) shown on return

SAMIR V & PARITA S SONI

Your social security number

687-10-1759

A You can't claim a credit for child and dependent care expenses if your filing status is married filing separately unless you meet the requirements listed in the instructions under Married Persons Filing Separately. If you meet these requirements, check this box . . . []

B If you or your spouse was a student or was disabled during 2023 and you're entering deemed income of \$250 or \$500 a month on Form 2441 based on the income rules listed in the instructions under If You or Your Spouse Was a Student or Disabled, check this box . . . []

Part I Persons or Organizations Who Provided the Care— You must complete this part. If you have more than three care providers, see the instructions and check this box []

Table with 5 columns: (a) Care provider's name, (b) Address, (c) Identifying number (SSN or EIN), (d) Was the care provider your household employee in 2023?, (e) Amount paid. Row 1: The Learning Experience, 4744 S Eastmark Pkwy MESA AZ 85212, 82-2530007, [] Yes [X] No, 8,158.

Did you receive dependent care benefits? [] No Complete only Part II below. [] Yes Complete Part III on page 2 next.

Caution: If the care provider is your household employee, you may owe employment taxes. For details, see the Instructions for Schedule H (Form 1040). If you incurred care expenses in 2023 but didn't pay them until 2024, or if you prepaid in 2023 for care to be provided in 2024, don't include these expenses in column (d) of line 2 for 2023. See the instructions.

Part II Credit for Child and Dependent Care Expenses 2 Information about your qualifying person(s). If you have more than three qualifying persons, see the instructions and check this box []

Table with 4 columns: (a) Qualifying person's name (First/Last), (b) Qualifying person's social security number, (c) Check here if the qualifying person was over age 12 and was disabled, (d) Qualified expenses. Row 1: KIARA S, SONI, 668-91-9024, [], 8,158.

Summary table with 3 columns: Description, Line Number, Amount. Rows include: 3 Add the amounts in column (d) of line 2. 3,000. 4 Enter your earned income. 391,819. 5 If married filing jointly, enter your spouse's earned income. 278,927. 6 Enter the smallest of line 3, 4, or 5. 3,000. 7 Enter the amount from Form 1040, 1040-SR, or 1040-NR, line 11. 682,874. 8 Enter on line 8 the decimal amount shown below that applies to the amount on line 7. X .20. 9a Multiply line 6 by the decimal amount on line 8. 600. 9b If you paid 2022 expenses in 2023, complete Worksheet A in the instructions. 0. 9c Add lines 9a and 9b and enter the result. 600. 10 Tax liability limit. 172,915. 11 Credit for child and dependent care expenses. 600.

**SCHEDULE 8812
(Form 1040)**

**Credits for Qualifying Children
and Other Dependents**

OMB No. 1545-0074

2023

Attachment
Sequence No. **47**

Department of the Treasury
Internal Revenue Service

Attach to Form 1040, 1040-SR, or 1040-NR.

Go to www.irs.gov/Schedule8812 for instructions and the latest information.

Name(s) shown on return

SAMIR V & PARITA S SONI

Your social security number

687-10-1759

Part I Child Tax Credit and Credit for Other Dependents

1	Enter the amount from line 11 of your Form 1040, 1040-SR, or 1040-NR		1	682,874.
2a	Enter income from Puerto Rico that you excluded	2a		
b	Enter the amounts from lines 45 and 50 of your Form 2555	2b	0.	
c	Enter the amount from line 15 of your Form 4563	2c		
d	Add lines 2a through 2c	2d	0.	
3	Add lines 1 and 2d	3	682,874.	
4	Number of qualifying children under age 17 with the required social security number	4	2	
5	Multiply line 4 by \$2,000	5	4,000.	
6	Number of other dependents, including any qualifying children who are not under age 17 or who do not have the required social security number	6	0	
	Caution: Do not include yourself, your spouse, or anyone who is not a U.S. citizen, U.S. national, or U.S. resident alien. Also, do not include anyone you included on line 4.			
7	Multiply line 6 by \$500	7		
8	Add lines 5 and 7	8	4,000.	
9	Enter the amount shown below for your filing status. <ul style="list-style-type: none"> • Married filing jointly—\$400,000 } • All other filing statuses—\$200,000 } 	9	400,000.	
10	Subtract line 9 from line 3. <ul style="list-style-type: none"> • If zero or less, enter -0-. • If more than zero and not a multiple of \$1,000, enter the next multiple of \$1,000. For example, if the result is \$425, enter \$1,000; if the result is \$1,025, enter \$2,000, etc. } 	10	283,000.	
11	Multiply line 10 by 5% (0.05)	11	14,150.	
12	Is the amount on line 8 more than the amount on line 11?	12	0.	
	<input checked="" type="checkbox"/> No. STOP. You cannot take the child tax credit, credit for other dependents, or additional child tax credit. Skip Parts II-A and II-B. Enter -0- on lines 14 and 27.			
	<input type="checkbox"/> Yes. Subtract line 11 from line 8. Enter the result.			
13	Enter the amount from Credit Limit Worksheet A	13		
14	Enter the smaller of line 12 or line 13. This is your child tax credit and credit for other dependents	14	0.	

Enter this amount on Form 1040, 1040-SR, or 1040-NR, line 19.

If the amount on line 12 is more than the amount on line 14, you may be able to take the **additional child tax credit** on Form 1040, 1040-SR, or 1040-NR, line 28. Complete your Form 1040, 1040-SR, or 1040-NR through line 27 (also complete Schedule 3, line 11) before completing Part II-A.

Part II-A Additional Child Tax Credit for All Filers

Caution: If you file Form 2555, you cannot claim the additional child tax credit.

15	Check this box if you do not want to claim the additional child tax credit. Skip Parts II-A and II-B. Enter -0- on line 27 <input type="checkbox"/>		
16a	Subtract line 14 from line 12. If zero, stop here ; you cannot take the additional child tax credit. Skip Parts II-A and II-B. Enter -0- on line 27	16a	
b	Number of qualifying children under 17 with the required social security number: _____ x \$1,600. Enter the result. If zero, stop here ; you cannot claim the additional child tax credit. Skip Parts II-A and II-B. Enter -0- on line 27	16b	
	TIP: The number of children you use for this line is the same as the number of children you used for line 4.		
17	Enter the smaller of line 16a or line 16b	17	
18a	Earned income (see instructions)	18a	
b	Nontaxable combat pay (see instructions)	18b	
19	Is the amount on line 18a more than \$2,500? <input type="checkbox"/> No. Leave line 19 blank and enter -0- on line 20. <input type="checkbox"/> Yes. Subtract \$2,500 from the amount on line 18a. Enter the result	19	
20	Multiply the amount on line 19 by 15% (0.15) and enter the result Next. On line 16b, is the amount \$4,800 or more? <input type="checkbox"/> No. If you are a bona fide resident of Puerto Rico, go to line 21. Otherwise, skip Part II-B and enter the smaller of line 17 or line 20 on line 27. <input type="checkbox"/> Yes. If line 20 is equal to or more than line 17, skip Part II-B and enter the amount from line 17 on line 27. Otherwise, go to line 21.	20	

Part II-B Certain Filers Who Have Three or More Qualifying Children and Bona Fide Residents of Puerto Rico

21	Withheld social security, Medicare, and Additional Medicare taxes from Form(s) W-2, boxes 4 and 6. If married filing jointly, include your spouse's amounts with yours. If your employer withheld or you paid Additional Medicare Tax or tier 1 RRTA taxes, or if you are a bona fide resident of Puerto Rico, see instructions.	21	
22	Enter the total of the amounts from Schedule 1 (Form 1040), line 15; Schedule 2 (Form 1040), line 5; Schedule 2 (Form 1040), line 6; and Schedule 2 (Form 1040), line 13	22	
23	Add lines 21 and 22	23	
24	1040 and 1040-SR filers: Enter the total of the amounts from Form 1040 or 1040-SR, line 27, and Schedule 3 (Form 1040), line 11. } 1040-NR filers: Enter the amount from Schedule 3 (Form 1040), line 11. }	24	
25	Subtract line 24 from line 23. If zero or less, enter -0-	25	
26	Enter the larger of line 20 or line 25 Next, enter the smaller of line 17 or line 26 on line 27.	26	

Part II-C Additional Child Tax Credit

27	This is your additional child tax credit. Enter this amount on Form 1040, 1040-SR, or 1040-NR, line 28	27	0 .
-----------	--	-----------	-----

Paid Preparer's Due Diligence Checklist
*Earned Income Credit (EIC), American Opportunity Tax Credit (AOTC),
Child Tax Credit (CTC) (including the Additional Child Tax Credit (ACTC) and
Credit for Other Dependents (ODC)), and Head of Household (HOH) Filing Status*
**To be completed by preparer and filed with Form 1040, 1040-SR, 1040-NR, 1040-PR, or 1040-SS.
Go to www.irs.gov/Form8867 for instructions and the latest information.**

Taxpayer name(s) shown on return SAMIR V & PARITA S SONI	Taxpayer identification number 687-10-1759
Preparer's name SYAM PRIYA RAM SAGAR GUPTA	Preparer tax identification number P02082703

Part I Due Diligence Requirements

Please check the appropriate box for the credit(s) and/or HOH filing status claimed on the return and complete the related Parts I-V for the benefit(s) claimed (check all that apply). EIC CTC/ACTC/ODC AOTC HOH

	Yes	No	N/A
1 Did you complete the return based on information for the applicable tax year provided by the taxpayer or reasonably obtained by you?	<input checked="" type="checkbox"/>	<input type="checkbox"/>	
2 If credits are claimed on the return, did you complete the applicable EIC and/or CTC/ACTC/ODC worksheets found in the Form 1040, 1040-SR, 1040-NR, 1040-PR, 1040-SS, or Schedule 8812 (Form 1040) instructions, and/or the AOTC worksheet found in the Form 8863 instructions, or your own worksheet(s) that provides the same information, and all related forms and schedules for each credit claimed?	<input checked="" type="checkbox"/>	<input type="checkbox"/>	<input type="checkbox"/>
3 Did you satisfy the knowledge requirement? To meet the knowledge requirement, you must do both of the following. • Interview the taxpayer, ask questions, and contemporaneously document the taxpayer's responses to determine that the taxpayer is eligible to claim the credit(s) and/or HOH filing status. • Review information to determine that the taxpayer is eligible to claim the credit(s) and/or HOH filing status and to figure the amount(s) of any credit(s)	<input checked="" type="checkbox"/>	<input type="checkbox"/>	
4 Did any information provided by the taxpayer or a third party for use in preparing the return, or information reasonably known to you, appear to be incorrect, incomplete, or inconsistent? (If "Yes," answer questions 4a and 4b. If "No," go to question 5.)	<input type="checkbox"/>	<input checked="" type="checkbox"/>	
a Did you make reasonable inquiries to determine the correct, complete, and consistent information?	<input type="checkbox"/>	<input type="checkbox"/>	
b Did you contemporaneously document your inquiries? (Documentation should include the questions you asked, whom you asked, when you asked, the information that was provided, and the impact the information had on your preparation of the return.)	<input type="checkbox"/>	<input type="checkbox"/>	
5 Did you satisfy the record retention requirement? To meet the record retention requirement, you must keep a copy of your documentation referenced in question 4b, a copy of this Form 8867, a copy of any applicable worksheet(s), a record of how, when, and from whom the information used to prepare Form 8867 and any applicable worksheet(s) was obtained, and a copy of any document(s) provided by the taxpayer that you relied on to determine eligibility for the credit(s) and/or HOH filing status or to figure the amount(s) of the credit(s) List those documents provided by the taxpayer, if any, that you relied on: _____ _____ _____	<input checked="" type="checkbox"/>	<input type="checkbox"/>	
6 Did you ask the taxpayer whether he/she could provide documentation to substantiate eligibility for the credit(s) and/or HOH filing status and the amount(s) of any credit(s) claimed on the return if his/her return is selected for audit?	<input checked="" type="checkbox"/>	<input type="checkbox"/>	
7 Did you ask the taxpayer if any of these credits were disallowed or reduced in a previous year? (If credits were disallowed or reduced, go to question 7a; if not, go to question 8.)	<input checked="" type="checkbox"/>	<input type="checkbox"/>	<input type="checkbox"/>
a Did you complete the required recertification Form 8862?	<input type="checkbox"/>	<input type="checkbox"/>	<input type="checkbox"/>
8 If the taxpayer is reporting self-employment income, did you ask questions to prepare a complete and correct Schedule C (Form 1040)?	<input checked="" type="checkbox"/>	<input type="checkbox"/>	<input type="checkbox"/>

Part II Due Diligence Questions for Returns Claiming EIC (If the return does not claim EIC, go to Part III.)

	Yes	No	N/A
9a Have you determined that the taxpayer is eligible to claim the EIC for the number of qualifying children claimed, or is eligible to claim the EIC without a qualifying child? (If the taxpayer is claiming the EIC and does not have a qualifying child, go to question 10.)	<input type="checkbox"/>	<input type="checkbox"/>	
b Did you ask the taxpayer if the child lived with the taxpayer for over half of the year, even if the taxpayer has supported the child the entire year?	<input type="checkbox"/>	<input type="checkbox"/>	
c Did you explain to the taxpayer the rules about claiming the EIC when a child is the qualifying child of more than one person (tiebreaker rules)?	<input type="checkbox"/>	<input type="checkbox"/>	<input type="checkbox"/>

Part III Due Diligence Questions for Returns Claiming CTC/ACTC/ODC (If the return does not claim CTC, ACTC, or ODC, go to Part IV.)

	Yes	No	N/A
10 Have you determined that each qualifying person for the CTC/ACTC/ODC is the taxpayer's dependent who is a citizen, national, or resident of the United States?	<input checked="" type="checkbox"/>	<input type="checkbox"/>	
11 Did you explain to the taxpayer that he/she may not claim the CTC/ACTC if the child has not lived with the taxpayer for over half of the year, even if the taxpayer has supported the child, unless the child's custodial parent has released a claim to exemption for the child?	<input checked="" type="checkbox"/>	<input type="checkbox"/>	<input type="checkbox"/>
12 Did you explain to the taxpayer the rules about claiming the CTC/ACTC/ODC for a child of divorced or separated parents (or parents who live apart), including any requirement to attach a Form 8332 or similar statement to the return?	<input checked="" type="checkbox"/>	<input type="checkbox"/>	<input type="checkbox"/>

Part IV Due Diligence Questions for Returns Claiming AOTC (If the return does not claim AOTC, go to Part V.)

	Yes	No
13 Did the taxpayer provide substantiation for the credit, such as a Form 1098-T and/or receipts for the qualified tuition and related expenses for the claimed AOTC?	<input type="checkbox"/>	<input type="checkbox"/>

Part V Due Diligence Questions for Claiming HOH (If the return does not claim HOH filing status, go to Part VI.)

	Yes	No
14 Have you determined that the taxpayer was unmarried or considered unmarried on the last day of the tax year and provided more than half of the cost of keeping up a home for the year for a qualifying person?	<input type="checkbox"/>	<input type="checkbox"/>

Part VI Eligibility Certification

You will have complied with all due diligence requirements for claiming the applicable credit(s) and/or HOH filing status on the return of the taxpayer identified above if you:

- A. Interview the taxpayer, ask adequate questions, contemporaneously document the taxpayer's responses on the return or in your notes, review adequate information to determine if the taxpayer is eligible to claim the credit(s) and/or HOH filing status and to figure the amount(s) of the credit(s);
- B. Complete this Form 8867 truthfully and accurately and complete the actions described in this checklist for any applicable credit(s) claimed and HOH filing status, if claimed;
- C. Submit Form 8867 in the manner required; **and**
- D. Keep all five of the following records for 3 years from the latest of the dates specified in the Form 8867 instructions under *Document Retention*.
 - 1. A copy of this Form 8867.
 - 2. The applicable worksheet(s) or your own worksheet(s) for any credit(s) claimed.
 - 3. Copies of any documents provided by the taxpayer on which you relied to determine the taxpayer's eligibility for the credit(s) and/or HOH filing status and to figure the amount(s) of the credit(s).
 - 4. A record of how, when, and from whom the information used to prepare this form and the applicable worksheet(s) was obtained.
 - 5. A record of any additional information you relied upon, including questions you asked and the taxpayer's responses, to determine the taxpayer's eligibility for the credit(s) and/or HOH filing status and to figure the amount(s) of the credit(s).

If you have not complied with all due diligence requirements, you may have to pay a penalty for each failure to comply related to a claim of an applicable credit or HOH filing status (see instructions for more information).

	Yes	No
15 Do you certify that all of the answers on this Form 8867 are, to the best of your knowledge, true, correct, and complete?	<input checked="" type="checkbox"/>	<input type="checkbox"/>

Additional Medicare Tax

If any line does not apply to you, leave it blank. See separate instructions.
 Attach to Form 1040, 1040-SR, 1040-NR, or 1040-SS.
 Go to www.irs.gov/Form8959 for instructions and the latest information.

Name(s) shown on return

SAMIR V & PARITA S SONI

Your social security number

687-10-1759

Part I Additional Medicare Tax on Medicare Wages

1	Medicare wages and tips from Form W-2, box 5. If you have more than one Form W-2, enter the total of the amounts from box 5	1	792,052.	
2	Unreported tips from Form 4137, line 6	2		
3	Wages from Form 8919, line 6	3		
4	Add lines 1 through 3	4	792,052.	
5	Enter the following amount for your filing status:			
	Married filing jointly \$250,000			
	Married filing separately \$125,000			
	Single, Head of household, or Qualifying surviving spouse \$200,000	5	250,000.	
6	Subtract line 5 from line 4. If zero or less, enter -0-	6		542,052.
7	Additional Medicare Tax on Medicare wages. Multiply line 6 by 0.9% (0.009). Enter here and go to Part II	7		4,878.

Part II Additional Medicare Tax on Self-Employment Income

8	Self-employment income from Schedule SE (Form 1040), Part I, line 6. If you had a loss, enter -0-	8	28,218.	
9	Enter the following amount for your filing status:			
	Married filing jointly \$250,000			
	Married filing separately \$125,000			
	Single, Head of household, or Qualifying surviving spouse \$200,000	9	250,000.	
10	Enter the amount from line 4	10	792,052.	
11	Subtract line 10 from line 9. If zero or less, enter -0-	11	0.	
12	Subtract line 11 from line 8. If zero or less, enter -0-	12		28,218.
13	Additional Medicare Tax on self-employment income. Multiply line 12 by 0.9% (0.009). Enter here and go to Part III	13		254.

Part III Additional Medicare Tax on Railroad Retirement Tax Act (RRTA) Compensation

14	Railroad retirement (RRTA) compensation and tips from Form(s) W-2, box 14 (see instructions)	14		
15	Enter the following amount for your filing status:			
	Married filing jointly \$250,000			
	Married filing separately \$125,000			
	Single, Head of household, or Qualifying surviving spouse \$200,000	15		
16	Subtract line 15 from line 14. If zero or less, enter -0-	16		
17	Additional Medicare Tax on railroad retirement (RRTA) compensation. Multiply line 16 by 0.9% (0.009). Enter here and go to Part IV	17		

Part IV Total Additional Medicare Tax

18	Add lines 7, 13, and 17. Also include this amount on Schedule 2 (Form 1040), line 11 (Form 1040-SS filers, see instructions), and go to Part V	18		5,132.
-----------	--	-----------	--	--------

Part V Withholding Reconciliation

19	Medicare tax withheld from Form W-2, box 6. If you have more than one Form W-2, enter the total of the amounts from box 6	19	12,380.	
20	Enter the amount from line 1	20	792,052.	
21	Multiply line 20 by 1.45% (0.0145). This is your regular Medicare tax withholding on Medicare wages	21	11,485.	
22	Subtract line 21 from line 19. If zero or less, enter -0-. This is your Additional Medicare Tax withholding on Medicare wages	22		895.
23	Additional Medicare Tax withholding on railroad retirement (RRTA) compensation from Form W-2, box 14 (see instructions)	23		
24	Total Additional Medicare Tax withholding. Add lines 22 and 23. Also include this amount with federal income tax withholding on Form 1040, 1040-SR, or 1040-NR, line 25c (Form 1040-SS filers, see instructions)	24		895.

Net Investment Income Tax— Individuals, Estates, and Trusts

Attach to your tax return.

Go to www.irs.gov/Form8960 for instructions and the latest information.

Name(s) shown on your tax return

SAMIR V & PARITA S SONI

Your social security number or EIN

687-10-1759

Part I Investment Income Section 6013(g) election (see instructions)
 Section 6013(h) election (see instructions)
 Regulations section 1.1411-10(g) election (see instructions)

1	Taxable interest (see instructions)		1	4,372.
2	Ordinary dividends (see instructions)		2	119.
3	Annuities (see instructions)		3	
4a	Rental real estate, royalties, partnerships, S corporations, trusts, trades or businesses, etc. (see instructions)	4a		-24,385.
b	Adjustment for net income or loss derived in the ordinary course of a non-section 1411 trade or business (see instructions)	4b		35,022.
c	Combine lines 4a and 4b		4c	10,637.
5a	Net gain or loss from disposition of property (see instructions)	5a		-3,000.
b	Net gain or loss from disposition of property that is not subject to net investment income tax (see instructions)	5b		
c	Adjustment from disposition of partnership interest or S corporation stock (see instructions)	5c		
d	Combine lines 5a through 5c		5d	-3,000.
6	Adjustments to investment income for certain CFCs and PFICs (see instructions)		6	
7	Other modifications to investment income (see instructions)		7	
8	Total investment income. Combine lines 1, 2, 3, 4c, 5d, 6, and 7		8	12,128.

Part II Investment Expenses Allocable to Investment Income and Modifications

9a	Investment interest expenses (see instructions)	9a		
b	State, local, and foreign income tax (see instructions)	9b		436.
c	Miscellaneous investment expenses (see instructions)	9c		
d	Add lines 9a, 9b, and 9c		9d	436.
10	Additional modifications (see instructions)		10	
11	Total deductions and modifications. Add lines 9d and 10		11	436.

Part III Tax Computation

12	Net investment income. Subtract Part II, line 11, from Part I, line 8. Individuals, complete lines 13–17. Estates and trusts, complete lines 18a–21. If zero or less, enter -0-		12	11,692.
Individuals:				
13	Modified adjusted gross income (see instructions)	13		682,874.
14	Threshold based on filing status (see instructions)	14		250,000.
15	Subtract line 14 from line 13. If zero or less, enter -0-	15		432,874.
16	Enter the smaller of line 12 or line 15		16	11,692.
17	Net investment income tax for individuals. Multiply line 16 by 3.8% (0.038). Enter here and include on your tax return (see instructions)		17	444.
Estates and Trusts:				
18a	Net investment income (line 12 above)	18a		
b	Deductions for distributions of net investment income and charitable deductions (see instructions)	18b		
c	Undistributed net investment income. Subtract line 18b from line 18a (see instructions). If zero or less, enter -0-	18c		
19a	Adjusted gross income (see instructions)	19a		
b	Highest tax bracket for estates and trusts for the year (see instructions)	19b		
c	Subtract line 19b from line 19a. If zero or less, enter -0-	19c		
20	Enter the smaller of line 18c or line 19c		20	
21	Net investment income tax for estates and trusts. Multiply line 20 by 3.8% (0.038). Enter here and include on your tax return (see instructions)		21	

Depreciation and Amortization (Including Information on Listed Property)

Department of the Treasury Internal Revenue Service

Attach to your tax return.

Attachment Sequence No. 179

Go to www.irs.gov/Form4562 for instructions and the latest information.

Table with 3 columns: Name(s) shown on return, Business or activity to which this form relates, Identifying number.

Part I Election To Expense Certain Property Under Section 179

Note: If you have any listed property, complete Part V before you complete Part I.

Table with 5 main rows for calculations and a table for property details (lines 6-13).

Note: Don't use Part II or Part III below for listed property. Instead, use Part V.

Part II Special Depreciation Allowance and Other Depreciation (Don't include listed property. See instructions.)

Table with 3 rows for special depreciation allowance and other depreciation (lines 14-16).

Part III MACRS Depreciation (Don't include listed property. See instructions.)

Section A

Table with 2 rows for MACRS deductions (lines 17-18).

Section B—Assets Placed in Service During 2023 Tax Year Using the General Depreciation System

Table with 7 columns: Classification of property, Month and year placed in service, Basis for depreciation, Recovery period, Convention, Method, Depreciation deduction.

Section C—Assets Placed in Service During 2023 Tax Year Using the Alternative Depreciation System

Table with 6 columns: Class life, Recovery period, Convention, Method, Depreciation deduction.

Part IV Summary (See instructions.)

Table with 3 rows for summary calculations (lines 21-23).

Name(s) Shown on Return SAMIR V & PARITA S SONI	Social Security Number 687-10-1759
--	---------------------------------------

Part I State and Local Income Tax Refunds from 2022 Tax Returns

1	(a) State or Local Code	(b) Refund Amount	(c) Estimated Tax Paid After 12/31/2022	(d) Extension Payments	(e) Total Payments and Withholding	(f) Refund Allocated to Column (c)	(g) Refund Allocated to Column (d)
	NJ	853.			5,780.		
	AZ	5,830.			16,628.		
	Totals	6,683.			22,408.		

- 2 Total state and local refunds. Total line 1 column (b). 6,683.
- 3 Refund allocated to tax paid after 12/31/2022. Total line 1 columns (f) and (g).
(Include net tax paid after 12/31/2022 on Schedule A, line 5a.)
- 4 Net refund. Line 2 less line 3. 6,683.

Part II Recovery Amount

The **recovery amount** is the state and local income tax deducted in 2022 refunded in 2023.

- 5 Total state and local income tax deduction from line 5a of your 2022 Schedule A 27,219.
- 6 **Recovery amount.** Lesser of line 4 or line 5. 6,683.

Part III Recovery Exclusion

The **recovery exclusion** is the part of the recovery amount which did **not** reduce tax in 2022.

- 7 **Recovery exclusion from sales tax deduction, SALT limitation and standard deduction:**
 - a Allowable itemized deductions, from 2022 Schedule A, line 17 27,050.
 - b Allowable itemized deductions, refigured by excluding recovery amount:
 - (1) Refigured state and local tax deduction (Schedule A, line 5a):
 - (a) Refigured state income tax deduction 20,536.
 - (b) Sales tax deduction 1,875.
 - (c) Refigured deduction. Larger of (a) or (b) 20,536.
 - (2) Refigured total itemized deductions 27,050.
 - (3) Refigured allowable itemized deductions from line 7b(2) 27,050.
 - c 2022 standard deduction based on 2022 filing status and deductions. 25,900.
 - d Larger of lines 7b(3) or 7c. 27,050.
 - e Subtract line 7d from line 7a 0.
 - f Subtract line 7e from line 6 6,683.
- 8 **Recovery exclusion from negative taxable income.** If 2022 taxable income was negative, enter here as a positive number, else enter zero. 0.
- 9 **Recovery exclusion from alternative minimum tax.** If no alternative minimum tax (AMT) in 2022 enter zero. If did pay AMT in 2022, enter amt from line 24 0.
- 10 **Recovery exclusion from unused tax credits.** If no unused credits in 2022, enter zero. If there were unused credits in 2022, enter amount from line 35. 0.
- 11 **Total recovery exclusion.** Add lines 7f, 8, 9, and 10. 6,683.

Part IV Taxable Refund

The **recovery amount** less the **recovery exclusion** is a **taxable refund**.

- 12 **Taxable refund from 2022.** Line 6 less line 11. 0.
- 13 Total taxable refunds from **2021** or prior tax returns. Total line 36 column (d).
- 14 **Total taxable refunds.** Add lines 12 and 13. Enter here and on Schedule 1, line 1 0.

Additional Information From 2023 Federal Tax Return

Schedule C (PHYSICIAN): Profit or Loss from Business

Line 18

Itemization Statement

Description	Amount
General business expenses	338.97
	901.
Total	1,239.97

Schedule C (PHYSICIAN): Profit or Loss from Business

Line 10

Itemization Statement

Description	Amount
Bank fees & service charges	74.
Memberships & subscriptions	138.97
Software subscription	65.
Total	277.97

Schedule C (PHYSICIAN): Profit or Loss from Business

Line 11

Itemization Statement

Description	Amount
169000	169,000.
Total	169,000.

Schedule C (PHYSICIAN): Profit or Loss from Business

Line 25

Itemization Statement

Description	Amount
Vehicle gas & fuel	66.38
Total	66.38

Schedule C (IT SERVICES): Profit or Loss from Business

Line 18

Itemization Statement

Description	Amount
General business expenses	3,081.78
Office expenses	1,365.86
	-500.
Total	3,947.64

Schedule C (IT SERVICES): Profit or Loss from Business

Line 10

Itemization Statement

Description	Amount
Bank fees & service charges	82.
Memberships & subscriptions	790.74
Legal & accounting services	695.
Software & apps	648.94
Vehicle registration	870.42

Schedule C (IT SERVICES): Profit or Loss from Business**Line 10****Itemization Statement**

Description	Amount
Total	3,087.10

Schedule C (IT SERVICES): Profit or Loss from Business**Line 20b****Itemization Statement**

Description	Amount
Office rent	26,452.47
Total	26,452.47

Schedule C (IT SERVICES): Profit or Loss from Business**Line 21****Itemization Statement**

Description	Amount
Repairs & maintenance	690.
Vehicle repairs	2,898.58
Total	3,588.58

Schedule C (IT SERVICES): Profit or Loss from Business**Line 22****Itemization Statement**

Description	Amount
Office supplies	389.86
Supplies & materials	171.72
Total	561.58

Schedule C (IT SERVICES): Profit or Loss from Business**Line 15****Itemization Statement**

Description	Amount
Vehicle insurance	2,578.56
Total	2,578.56

Schedule C (IT SERVICES): Profit or Loss from Business**Line 25****Itemization Statement**

Description	Amount
Utilities	2,744.62
Internet & TV services	1,200.
Phone service	5,307.40
Office Utilities	828.09
Vehicle gas & fuel	2,161.13
Total	12,241.24

2023 NJ-1040NR
New Jersey Nonresident Income Tax Return

For Privacy Act Notification, See Instructions

For Taxable Year January 1, 2023 – December 31, 2023 or Other Tax Year
Beginning _____, 2023 Ending _____, 2024

1555

NJ-1040NR
2023
Page 1



Your Social Security Number
687101759

Last Name, First Name, Initial (Joint filers enter first name and middle initial of each. Enter spouse/CU partner last name only if different.)
SONI SAMIR V & PARITA S

Spouse's/CU Partner's Social Security Number
280916390

State of Residency (outside NJ)
ARIZONA

Home Address (Number and Street, incl. apt. # or rural route)
9925 E ROTATION DR


Driver's License # (Voluntary)	State	City, Town, Post Office	State	ZIP Code
D07947460	AZ	MESA	AZ	85212

- This is an amended return
- Federal extension application attached or enter confirmation number _____
- The address above is a foreign address
- Your address has changed
- Death certificate for deceased taxpayer is attached (See instructions)
- I authorize the Division of Taxation to discuss my return and enclosures with my preparer

NJ Residency Status If you were a New Jersey resident for ANY part of the tax year, give the period of New Jersey residency. From: To:

Gubernatorial Elections Fund	Do you want to designate \$1 of your taxes for this fund? If joint return, does your spouse/CU partner want to designate \$1? Note: If you check the "Yes" box(es), it will not increase your tax or reduce your refund.	Yes	No
		Yes	No





040NV02230

Name(s) as shown on Form NJ-1040NR
SONI SAMIR V & PARITA S

Your Social Security Number
687101759

1555

Filing Status
(Check only ONE box)

- 1. Single
- 2. Married/CU Couple, filing joint return
- 3. Married/CU Partner, filing separate return _____
- 4. Head of Household Name and SSN of Spouse/CU Partner _____
- 5. Qualifying Widow(er)/Surviving CU Partner

Exemptions


6. Regular	Self	Spouse/CU Partner	Domestic Partner	6.	2			
7. Age 65 or over	Self	Spouse/CU Partner		7.				
8. Blind or Disabled	Self	Spouse/CU Partner		8.				
9. Veteran Exemption	Self	Spouse/CU Partner						9.
10. Number of your qualified dependent children				10.	2			
11. Number of other dependents				11.				
12. Dependents attending colleges (See Instructions)				12.				
13. For line 13a – Add lines 6, 7, 8, and 12. For line 13b – Add lines 10 and 11. For line 13c – Enter amount from line 9.				13a.	2	13b.	2	13c.

Dependent Information

14. Dependent's Last Name, First Name, Middle Initial	Dependent's Social Security Number	Birth Year
a. SONI KIARA S	668919024	2020
b. SONI RIAAN S	660798034	2023
c. _____		
d. _____		

COL. A - AMOUNT OF GROSS INCOME (EVERYWHERE) COL. B - AMOUNT FROM NEW JERSEY SOURCES

15. Wages, salaries, tips, and other employee compensation Check box if you completed lines 69 through 75	15.	105691 .	15.	105691 .
16. Interest	16.	622 .	16.	0 .
17. Dividends	17.	119 .	17.	0 .
18. Net profits from business (Schedule NJ-BUS-1, Part I, line 4)	18.	0 .	18.	0 .
19. Net gains or income from disposition of property (From line 68)	19.	0 .	19.	0 .
20. Net gains or income from rents, royalties, patents, and copyrights (Schedule NJ-BUS-1, Part II, line 4)	20.	10637 .	20.	0 .
21. Net gambling winnings (See Instructions)	21.	. .	21.	. .
22. Taxable pensions, annuities, and IRA distributions/withdrawals	22.	. .	22.	. .
23. Distributive Share of Partnership Income (Schedule NJ-BUS-1, Part III, line 4)	23.	3750 .	23.	0 .
24. Net pro rata share of S Corporation Income (Schedule NJ-BUS-1, Part IV, line 4)	24.	. .	24.	. .
25. Alimony and separate maintenance payments received	25.	. .	25.	. .
26. Other – State Nature and Source _____	26.	. .	26.	. .
27. TOTAL INCOME (Add lines 15 through 26)	27.	120819 .	27.	105691 .




040NV03230

Name(s) as shown on Form NJ-1040NR
SONI SAMIR V & PARITA S

Your Social Security Number
687101759

1555

28a. Pension/Retirement Exclusion (See Instructions)	28a.	.	.
28b. Other Retirement Income Exclusion (See Worksheet and Instructions)	28b.	.	28b. .
28c. Total Exclusion Amount (Add line 28a and line 28b)	28c.	.	28c. .
29. Gross Income (Subtract line 28c from line 27)	29.	120819 .	29. 105691 .
30. Total Exemption Amount (See Instructions)	30.	5000 .	
31. Medical Expenses (See Worksheet and Instructions)	31.	.	
32. Alimony and separate maintenance payments	32.	.	
33. Qualified Conservation Contribution	33.	.	
34. Health Enterprise Zone Deduction	34.	.	
35. Alternative Business Calculation Adjustment (Schedule NJ-BUS-2, line 11)	35.	7194 .	
36. Organ/Bone Marrow Donation Deduction (See instructions)	36.	.	
37a. NJBEST Deduction	37a.	.	
37b. NJCLASS Deduction	37b.	.	
37c. NJ Higher Education Tuition Deduction	37c.	.	
38. Total Exemptions and Deductions (Add lines 30 through 37c)	38.	12194 .	
39. Taxable Income (Subtract line 38 from line 29, column A)	39.	108625 .	
40. Tax on amount on line 39 (From Tax Table)	40.	3227 .	
41. Income Percentage B. (line 29) / A. (line 29) = <u>87.48</u> %			
42. New Jersey Tax (Multiply amount from line 40 by income percentage from line 41)	42.		2823 .
43. Sheltered Workshop Tax Credit (Enclose GIT-317. See Instructions)	43.		.
44. Gold Star Family Counseling Credit (See Instructions)	44.		.
45. Credit for Employer of Organ/Bone Marrow Donor (See instructions)	45.		.
46. Total Credits (Add lines 43, 44, and 45)	46.		.
47. Balance of Tax After Credits (Subtract line 46 from line 42)	47.		2823 .
48. Interest on Underpayment of Estimated Tax.	48.		.
Check box if Form NJ-2210NR is enclosed			
49. Total Tax Due (Add line 47 and line 48)	49.		2823 .
50. Total New Jersey Income Tax Withheld (From enclosed Forms W-2 and 1099) (Part-year nonresidents, see instructions)	50.	5242 .	
51. New Jersey Estimated Tax Payments/Credit from 2022 return	51.	.	Also enter on line 51:
52. Tax paid on your behalf by Partnership(s)	52.	.	• Payments made in connection with sale of NJ real property
53. Excess NJ UI/WF/SWF Withheld (Enclose Form NJ-2450)	53.	.	• Payments by S corporation for nonresident shareholder
54. Excess NJ Disability Insurance Withheld (Enclose Form NJ-2450)	54.	.	
55. Excess NJ Family Leave Insurance Withheld (Enclose Form NJ-2450)	55.	.	
56. Pass-Through Business Alternative Income Tax Credit (See instructions)	56.	.	



040NV04230

Name(s) as shown on Form NJ-1040NR
SONI SAMIR V & PARITA S

Your Social Security Number
687101759 1555

57.	Total Payments/Credits (Add lines 50 through 56)	57.	5242 .
58.	If line 57 is less than line 49, you have tax due. Subtract line 57 from line 49 and enter the amount you owe If you owe tax, you can still make a donation on line 61A through 61F	58.	.
59.	If line 57 is more than line 49, you have an overpayment. Subtract line 49 from line 57 and enter the overpayment	59.	2419 .
60.	Amount from line 59 you want to credit to your 2024 tax	60.	.
61.	Amount you want to credit to:		
	(A) N.J. Endangered Wildlife Fund	61A.	.
	(B) N.J. Children's Trust Fund	61B.	.
	(C) N.J. Vietnam Veterans' Memorial Fund	61C.	.
	(D) N.J. Breast Cancer Research Fund	61D.	.
	(E) U.S.S. N.J. Educational Museum Fund	61E.	.
	(F) Designated Contribution Code	61F.	.
62.	Total Adjustments to Tax Due/ Overpayment (Add lines 60 through 61F)	62.	.
63.	Balance due (If line 58 is more than zero, add line 58 and 62)	63.	.
64.	Refund amount (If line 59 is more than zero, subtract line 62 from line 59)	64.	2419 .

NOTE:
An entry on lines 60 through 61F will
reduce your tax refund

Under penalties of perjury, I declare that I have examined this return, including accompanying schedules and statements, and to the best of my knowledge and belief, it is true, correct, and complete. If prepared by a person other than taxpayer, this declaration is based on all information of which the preparer has any knowledge.

Pay amount on line 63 in full. Write Social Security number(s) on check or money order and make payable to:

> _____
Your Signature Date

> _____
Spouse's/CU Partner's Signature (if filing jointly, BOTH must sign)

State of New Jersey - TGI
Division of Taxation
Revenue Processing Center
PO Box 244
Trenton, NJ 08646-0244

Paid Preparer's Signature

Federal Identification Number

SYAM PRIYA RAM SAGAR GUPTA

P02082703

You can also make a payment on our website:
nj.gov/taxation

Firm's Federal Employer Identification Number

Firm's Name GLOBAL TAXES LLC

84-3171965

Name(s) as shown on Form NJ-1040NR SONI SAMIR V & PARITA S	Your Social Security Number 687101759
---	--

Part I	Net Gains or Income From Disposition of Property	List the net gains or income, less net loss, derived from the sale, exchange, or other disposition of property including real or personal whether tangible or intangible as reported on federal Schedule D.
---------------	---	---

(a) Kind of property and description	(b) Date acquired (Mo., day, yr.)	(c) Date sold (Mo., day, yr.)	(d) Gross sales price	(e) Cost or other basis as adjusted (see instructions) and expense of sale	(f) Gain or (loss) (d less e)
65. Wealthfront Broker	01/01/2023	12/31/2023	140	142	-2
Wealthfront Broker	01/01/2023	12/31/2023	203	204	-1

66. Capital Gains Distribution	66.	
67. Other Net Gains.....	67.	
68. Net Gains (Add lines 65, 66, and 67) (Enter here and on line 19) (If loss, enter zero)	68.	0

Part II	Allocation of Wage and Salary Income Earned Partly Inside and Outside New Jersey	See instructions if compensation depends entirely on volume of business transacted or if other basis of allocation is used. Note: Residents of states that impose a convenience of the employer test , see instructions before completing Part II.
----------------	---	---

69. Amount reported on line 15 in column A required to be allocated	69	
70. Total days in taxable year	7	
71. Deduct nonworking days (Sundays, Saturdays, holidays, sick leave, vacation, etc.)	71	
72. Total days worked in taxable year (subtract line 71 from line 70)	7	
73. Deduct days worked outside New Jersey.....	73.	
74. Days worked in New Jersey (subtract line 73 from line 72).....	74.	

75. **Allocation Formula** _____ x _____ = _____ (Include this amount on line 15, col. B)
 (Enter amount from line 69) (Salary earned inside N.J.)

Part III	Allocation of Business Income to New Jersey	(See instructions if other than Formula Basis of allocation is used.)
-----------------	--	---

Business Allocation Percentage (From Schedule NJ-NR-A)
 Enter below the line number and amount of each item of business income reported in column A that is required to be allocated and multiply by allocation percentage to determine amount of income from New Jersey sources.

From Line No. _____ \$ _____ x _____ % = \$ _____

From Line No. _____ \$ _____ x _____ % = \$ _____

From Line No. _____ \$ _____ x _____ % = \$ _____

Name(s) as shown on Form NJ-1040NR SONI SAMIR V & PARITA S	Social Security Number 687-10-1759
---	---------------------------------------

Schedule NJ-BUS-1
(Form NJ-1040NR)

New Jersey Gross Income Tax
Business Income Summary Schedule

2023

Part I Net Profits From Business List the net profit (loss) from business(es). See Instructions.

	Business Name	Social Security Number/ Federal EIN	Profit or (Loss)
1.	SUNRISE PULMONARY AND CRITICAL CARE MEDICINE	932090839	30,555.
2.	SPARKS SOLUTIONS LLC	923580124	-65,577.
3.			
4.	Net Profit or (Loss). (Add lines 1, 2, and 3) (Enter here and on line 18, column A. If loss, enter zero on line 18, column A.)		4. -35,022.

Part II Net Gains or Income From Rents, Royalties, Patents, and Copyrights List the net gains or net income, less net loss, derived from or in the form of rents, royalties, patents, and copyrights. See instructions.
Type of Property:
1-Rental real estate 2-Royalties 3-Patents 4-Copyrights

	Source of Income or Loss. If rental real estate, enter physical address of property.	Social Security Number/ Federal EIN	Type – Enter number from list above	Income or (Loss)
1.	2658 S REAVIS FALLS RD	687101759	1	6,847.
2.	3053 E SUNRISE PL	687101759	1	8,557.
3.	4407 N 94TH DR	687101759	1	-4,767.
4.	Net Income or (Loss). (Add lines 1, 2, and 3.) (Enter here and on line 20, column A. If loss, enter zero on line 20, column A.)		4.	10,637.

Part III Distributive Share of Partnership Income List the distributive share of income (loss) from partnership(s). See instructions.

	Partnership Name	Federal EIN	Share of Partnership Income or (Loss)	Share of tax paid on your behalf by Partnerships	Share of Pass-Through Business Alternative Income Tax
1.	The Clarks Landing Fund I, LP	364716555	3,750.		
2.					
3.					
4.	Distributive Share of Partnership Income or (Loss). (Add lines 1, 2, and 3.) (Enter here and on line 23, column A. If loss, enter zero on line 23, column A.)		3,750.		
5.	Total Share of tax paid on your behalf by Partnerships (Add lines 1, 2, and 3.) Enter total here and include on line 52.				
6.	Total Share of Pass-Through Business Alternative Income Tax (Add lines 1, 2, and 3.) (Enter here and include on line 56.)				

Part IV Net Pro Rata Share of S Corporation Income List the pro rata share of income (usable loss) from S corporation(s). See instructions.

	S Corporation Name	Federal EIN	Pro Rata Share of S Corporation Income or (Usable Loss)	Share of Pass-Through Business Alternative Income Tax
1.				
2.				
3.				
4.	Net Pro Rata Share of S Corporation Income or (Usable Loss). (Add lines 1, 2, and 3.) (Enter here and on line 24, column A. If loss, enter zero on line 24, column A.)		4.	
5.	Total Share of Pass-Through Business Alternative Income Tax (Add lines 1, 2, and 3.) (Enter here and include on line 56.)		5.	

Name(s) as shown on Form NJ-1040NR SONI SAMIR V & PARITA S	Social Security Number 687-10-1759
---	---------------------------------------

Schedule NJ-BUS-2
(Form NJ-1040NR)

New Jersey Gross Income Tax
Alternative Business Calculation Adjustment

2023

Part I Income (Loss)		Column A		Column B	
		Reportable Regular Business Income		Alternative Business Income (Loss)	
1.	Net Profits From Business	1a.	0.	1b.	-35,022.
2.	Net Gain or Income From Rents, Royalties, Patents, and Copyrights	2a.	10,637.	2b.	10,637.
3.	Distributive Share of Partnership Income	3a.	3,750.	3b.	3,750.
4.	Net Pro Rata Share of S Corporation Income	4a.	0.	4b.	0.
5.	Loss Carryforward From Tax Year 2022			5b.	(90,118.)
6.	Totals	6a.	14,387.	6b.	-110,753.
Part II Adjustment Calculation					
7.	Total Regular Business Income	7.	14,387.		
8.	Total Alternative Business Income/(Loss) (If loss, enter zero)	8.	0.		
9.	Business Increment (Subtract line 8 from line 7)	9.	14,387.		
10.	Adjustment Percentage	10.	0.50		
11.	Alternative Business Calculation Adjustment (line 9 x 0.50)	11.	7,194.		
Part III Loss Carryforward to Tax Year 2024					
12.	Loss Carryforward to Tax Year 2024	12.			(-110,753.)

Instructions

- Line 1a. Enter the amount from line 18, column A, Form NJ-1040NR.
- Line 1b. Enter the amount from Part I, line 4, Schedule NJ-BUS-1 (Form NJ-1040NR).
- Line 2a. Enter the amount from line 20, column A, Form NJ-1040NR.
- Line 2b. Enter the amount from Part II, line 4, Schedule NJ-BUS-1 (Form NJ-1040NR).
- Line 3a. Enter the amount from line 23, column A, Form NJ-1040NR.
- Line 3b. Enter the amount from Part III, line 4, Schedule NJ-BUS-1 (Form NJ-1040NR).
- Line 4a. Enter the amount from line 24, column A, Form NJ-1040NR.
- Line 4b. Enter the amount from Part IV, line 4, Schedule NJ-BUS-1 (Form NJ-1040NR).
- Line 5b. Enter the amount from line 12 of your 2022 Schedule NJ-BUS-2 (Form NJ-1040NR).
- Line 6a. Enter the total of lines 1a through 4a.
- Line 6b. Enter the total of lines 1b through 5b, netting gains with losses.
- Line 7. Enter the amount from line 6a of this schedule.
- Line 8. Enter the amount from line 6b of this schedule. If loss, enter zero here.
- Line 9. Subtract line 8 from line 7. If the result is zero, enter zero on line 11 and on line 35 of Form NJ-1040NR, and continue with line 12.
- Line 10. The adjustment percentage for Tax Year 2023 is 50% (0.50).
- Line 11. Multiply the amount on line 9 by 50% (0.50). Enter here and on line 35 of Form NJ-1040NR.
- Line 12. If the amount on 6b is a loss, enter the amount of the loss on this line. Otherwise, enter zero.

Keep a copy of this schedule for your records

DO NOT STAPLE ANY ITEMS TO THE RETURN.

82F Check box 82F if filing under extension OR FISCAL YEAR BEGINNING 2023 AND ENDING 66F

Your First Name and Middle Initial SAMIR V Last Name SONI Your Social Security Number 687 10 1759

Spouse's First Name and Middle Initial (if box 4 or 6 checked) PARITA S Last Name SONI Spouse's Social Security No. 280 91 6390

Current Home Address - number and street, rural route Apt. No. Daytime Phone (with area code) 9925 E ROTATION DR 94 (919) 449-7542

City, Town or Post Office State ZIP Code Last Names Used in Last Four Prior Year(s) (if different) MESA AZ 85212 97

FILING STATUS 4 Married filing joint return 4a Injured Spouse Protection of Joint Overpayment 5 Head of household 6 Married filing separate return 7 Single

EXEMPTIONS 8 Age 65 or over 9 Blind 10a Dependents: Under age of 17 10b Dependents: Age 17 and over 11a Qualifying parents and grandparents

Table with 6 columns: (a) FIRST AND LAST NAME, (b) SOCIAL SECURITY NUMBER, (c) RELATIONSHIP, (d) NO. OF MONTHS LIVED IN YOUR HOME IN 2023, (e) Dependent Age included in, (f) if you did not claim this person on your federal return due to educational credits. Rows 10c, 10d, 10e.

Table with 6 columns: (a) FIRST AND LAST NAME, (b) SOCIAL SECURITY NUMBER, (c) RELATIONSHIP, (d) NO. OF MONTHS LIVED IN YOUR HOME IN 2023, (e) IF AGE 65 OR OVER, (f) IF DIED IN 2023. Rows 11b, 11c.

Main tax calculation table with columns for line number, description, and amount. Rows 12-35 including Federal adjusted gross income, additions, and subtractions.

Place any required federal and AZ schedules or other documents after Form 140.

Your Name (as shown on page 1) SAMIR V & PARITA S SONI
 Your Social Security Number 687-10-1759

Exemptions	36	Other Subtractions from Income. Complete <i>Other Subtraction from Arizona Gross Income</i> schedule on page 6.....	36		00	
	37	Subtract line 36 from line 35. Enter the difference	37	682,874	00	
	38	Age 65 or over: Multiply the number in box 8 by \$2,100.....	38		00	
	39	Blind: Multiply the number in box 9 by \$1,500	39		00	
	40	Other Exemptions. See instructions.....40E <input type="text"/> Multiply the number in box 40E by \$2,300.....	40		00	
Balance of Tax	41	Qualifying parents and grandparents: Multiply the number in box 11a by \$10,000.....	41		00	
	42	Arizona adjusted gross income: Subtract lines 38 through 41 from line 37. If less than zero, enter "0".....	42	682,874	00	
	43	Deductions: Check box and enter amount. See instructions 43I <input checked="" type="checkbox"/> ITEMIZED ..43S <input type="checkbox"/> STANDARD	43	28,179	00	
	44	If you checked box 43S and claim charitable contributions, check 44C <input type="checkbox"/> Complete page 3. See instructions.....	44		00	
	45	Arizona taxable income: Subtract lines 43 and 44 from line 42. If less than zero, enter "0".....	45	654,695	00	
	46	Tax: Multiply line 45 by 2.5% (.025). Enter the result.....	46	16,367	00	
	47	Tax from recapture of credits from Arizona Form 301, Part 2, line 31	47		00	
	48	Subtotal of tax: Add lines 46 and 47. Enter the total	48	16,367	00	
	49	Dependent Tax Credit. See instructions	49	0	00	
	50	Family income tax credit (from the worksheet - see instructions).....	50		00	
Total Payments and Refundable Credits	51	Nonrefundable Credits from Arizona Form 301, Part 2, line 62.....	51	2,534	00	
	52	Balance of tax: Subtract lines 49, 50 and 51 from line 48. If the sum of lines 49, 50 and 51 is greater than line 48, enter "0"	52	13,833	00	
	53	2023 AZ income tax withheld.....	53	14,053	00	
	54	2023 AZ estimated tax payments..54a <input type="text"/> 00 Claim of Right 54b <input type="text"/> 00 Add 54a and 54b..	54c		00	
	55	2023 AZ extension payment (Form 204)	55		00	
	56	Increased Excise Tax Credit (from the worksheet - see instructions)	56		00	
	57	Property Tax Credit from Arizona Form 140PTC	57		00	
	58	Other refundable credits: Check the box(es) and enter the total amount.....581 <input type="checkbox"/> 308-I 582 <input type="checkbox"/> 334 583 <input type="checkbox"/> 349	58		00	
	59	Total payments and refundable credits: Add lines 53 through 58. Enter the total.....	59	14,053	00	
	60	TAX DUE: If line 52 is larger than line 59, subtract line 59 from line 52. Enter amount of tax due. Skip lines 61, 62 and 63.....	60		00	
Tax Due or Overpayment	61	OVERPAYMENT: If line 59 is larger than line 52, subtract line 52 from line 59. Enter amount of overpayment.....	61	220	00	
	62	Amount of line 61 to be applied to 2024 estimated tax.....	62	0	00	
	63	Balance of overpayment: Subtract line 62 from line 61. Enter the difference	63	220	00	
Voluntary Gifts	64 - 74 Voluntary Gifts to:					
		Solutions Teams Assigned to Schools.....	64	00	00	
		Arizona Wildlife.....	65	00	00	
	Child Abuse Prevention.....	66	00	Domestic Violence Services.....	67	00
	Neighbors Helping Neighbors.....	69	00	Political Gift.....	68	00
	I Didn't Pay Enough Fund.....	72	00	Special Olympics.....	70	00
				Veterans' Donations Fund.....	71	00
			Sustainable State Parks and Road Fund.....	73	00	
			Spay/Neuter of Animals.....	74	00	
Penalty	75	Political Party (if amount is entered on line 68 - check only one): 751 <input type="checkbox"/> Democratic 752 <input type="checkbox"/> Libertarian 753 <input type="checkbox"/> Republican	75		00	
	76	Estimated payment penalty	76		00	
	77	771 <input type="checkbox"/> Annualized/Other 772 <input type="checkbox"/> Farmer or Fisherman 773 <input type="checkbox"/> Form 221 included	77		00	
Refund or Amount Owed	78	Add lines 64 through 74 and 76; enter the total.....	78		00	
	79	REFUND: Subtract line 78 from line 63. If less than zero, enter amount owed on line 80	79	220	00	
	80	AMOUNT OWED: Add lines 60 and 78. Make check payable to Arizona Department of Revenue; write your SSN on payment; and include with your return.....	80		00	

Under penalties of perjury, I declare that I have read this return and any documents with it, and to the best of my knowledge and belief, they are true, correct and complete. Declaration of preparer (other than taxpayer) is based on all information of which preparer has any knowledge.

PLEASE SIGN HERE

YOUR SIGNATURE _____ DATE _____ SOFTWARE ENGINEER
 OCCUPATION

SPOUSE'S SIGNATURE _____ DATE _____ PHYSICIAN
 SPOUSE'S OCCUPATION

SYAM PRIYA RAM SAGAR GUPTA 04102024 GLOBAL TAXES LLC
 PAID PREPARER'S SIGNATURE DATE FIRM'S NAME (PREPARER'S IF SELF-EMPLOYED)

245 ROONEY CT 84-3171965
 PAID PREPARER'S STREET ADDRESS PAID PREPARER'S TIN

E BRUNSWICK NJ 08816 (678) 965-9522
 PAID PREPARER'S CITY STATE ZIP CODE PAID PREPARER'S PHONE NUMBER

If you are sending a payment with this return, mail to Arizona Department of Revenue, PO Box 52016, Phoenix, AZ 85072-2016. Include the payment with Form 140.
 If you are expecting a refund or owe no tax, or owe tax but are not sending a payment, mail to Arizona Department of Revenue, PO Box 52138, Phoenix, AZ 85072-2138.

Include with your return.

For the calendar year 2023 or fiscal year beginning | | | | 2, 0, 2, 3 and ending | | | | | | | | | | | | | | | | | |

Your Name as shown on Form 140, 140PY, 140NR or 140X SAMIR V SONI	Your Social Security Number 687 10 1759
Spouse's Name as shown on Form 140, 140PY, 140NR or 140X (if a joint return) PARITA S SONI	Spouse's Social Security Number 280 91 6390

Part 1 Nonrefundable Individual Tax Credits Available: Enter total available tax credits.

	(a) Current Year Credit	(b) Available Carryover	(c) Total Available Credit (a) + (b)	
1 Credit for Increased Research Activities – Individuals..... Form 308-I ▶	1			00
2 Credit for Taxes Paid to Another State or Country..... Form 309 ▶	2 2,534		2,534	00
3 Credit for Solar Energy Devices Form 310 ▶	3			00
4 Agricultural Water Conservation System Credit Form 312 ▶	4			00
5 Pollution Control Credit..... Form 315 ▶	5			00
6 Credit for Contributions to Qualifying Charitable Organizations.. Form 321 ▶	6			00
7 Credit for Contributions Made or Fees Paid to Public Schools.... Form 322 ▶	7			00
8 Credit for Contributions to Private School Tuition Organizations Form 323 ▶	8			00
9 Credit for Agricultural Pollution Control Equipment..... Form 325 ▶	9			00
10 Credit for Donation of School Site Form 331 ▶	10			00
11 Credit for Employing National Guard Members..... Form 333 ▶	11			00
12 Credit for Business Contributions by an S Corporation to School Tuition Organizations - Individual Form 335-I ▶	12			00
13 Credit for Solar Energy Devices – Commercial and Industrial Applications..... Form 336 ▶	13			00
14 Credit for Investment in Qualified Small Businesses..... Form 338 ▶	14			00
15 Credit for Donations to the Military Family Relief Fund Form 340 ▶	15			00
16 Credit for Business Contributions by an S Corporation to School Tuition Organizations for Displaced Students or Students with Disabilities - Individual Form 341-I ▶	16			00
17 Renewable Energy Production Tax Credit..... Form 343 ▶	17			00
18 Credit for New Employment..... Form 345 ▶	18			00
19 Additional Credit for Increased Research Activities for Basic Research Payments Form 346 ▶	19			00
20 Credit for Contributions to Certified School Tuition Organizations (for contributions that exceed the allowable credit on Arizona Form 323). Form 348 ▶	20			00
21 Credit for Contributions to Qualifying Foster Care Charitable Organizations Form 352 ▶	21			00
22 Healthy Forest Production Tax Credit..... Form 353 ▶	22			00
23 Affordable Housing Tax Credit..... Form 354 ▶	23			00
24 Credit for Entity-Level Income Tax..... Form 355 ▶	24			00
25 Reserved.....	25			
26 Total available nonrefundable tax credits: Add lines 1 through 24	26		2,534	00

Continued on page 2 →



You must include Form 301 and the corresponding credit form(s) for which you computed your credit(s) with your individual income tax return.

Your Name (as shown on page 1) SAMIR V & PARITA S SONI	Your Social Security Number 687-10-1759
---	--

Part 2 Application of Tax Credits and Recapture: Enter tax, recapture tax, and tax credits used this taxable year.

27 Tax from Form 140, line 46; or Form 140PY, line 56; or Form 140NR, line 56; or Form 140X, line 37.....	27	16,367	00
28 Tax from Recapture of Credit for Motion Picture Production Costs from Form 334, line 15..	28		00
29 Tax from Recapture of Credit for Qualified Facilities from Form 349, line 19.....	29		00
30 Tax from Recapture of Credit for Affordable Housing from Form 354, line 12.....	30		00
31 Recapture Total: Add lines 28, 29 and 30. Enter here and on Form 140, line 47; or Form 140PY, line 57; or Form 140NR, line 57; or Form 140X, line 38.....	31		00
32 Subtotal: Add lines 27 and 31.....	32	16,367	00
33 Family Income Tax Credit from Form 140, line 50; or Form 140PY, line 60; or Form 140X, box 40a; plus Dependent Tax Credit from Form 140, line 49; or Form 140PY, line 59; or Form 140NR, line 59; or Form 140X, box 40b.....	33	0	00
34 Subtract line 33 from line 32. Enter the difference. If less than zero, enter "0".....	34	16,367	00

Nonrefundable Tax Credits Used This Taxable Year: Enter amounts actually used from Part 1.

35 Credit for Increased Research Activities – Individuals..... Form 308-I ▶	35		00
36 Credit for Taxes Paid to Another State or Country.....Form 309 ▶	36	2,534	00
37 Credit for Solar Energy DevicesForm 310 ▶	37		00
38 Agricultural Water Conservation System CreditForm 312 ▶	38		00
39 Pollution Control Credit.....Form 315 ▶	39		00
40 Credit for Contributions to Qualifying Charitable Organizations.....Form 321 ▶	40		00
41 Credit for Contributions Made or Fees Paid to Public Schools.....Form 322 ▶	41		00
42 Credit for Contributions to Private School Tuition Organizations.....Form 323 ▶	42		00
43 Credit for Agricultural Pollution Control Equipment.....Form 325 ▶	43		00
44 Credit for Donation of School SiteForm 331 ▶	44		00
45 Credit for Employing National Guard Members.....Form 333 ▶	45		00
46 Credit for Business Contribution by an S Corporation to School Tuition Organizations - Individual Form 335-I ▶	46		00
47 Credit for Solar Energy Devices – Commercial and Industrial ApplicationsForm 336 ▶	47		00
48 Credit for Investment in Qualified Small Businesses.....Form 338 ▶	48		00
49 Credit for Donations to the Military Family Relief Fund: Enter the smaller of Form 301, Part 1, line 15 or Part 2, line 32.....Form 340 ▶	49		00
50 Credit for Business Contributions by an S Corporation to School Tuition Organizations for Displaced Students or Students with Disabilities - Individual.. Form 341-I ▶	50		00
51 Renewable Energy Production Tax Credit.....Form 343 ▶	51		00
52 Credit for New Employment.....Form 345 ▶	52		00
53 Additional Credit for Increased Research Activities for Basic Research Payments..Form 346 ▶	53		00
54 Credit for Contributions to Certified School Tuition Organizations (for contributions that exceed the maximum allowable credit on Arizona Form 323) ..Form 348 ▶	54		00
55 Credit for Contributions to Qualifying Foster Care Charitable Organizations.....Form 352 ▶	55		00
56 Healthy Forest Production Tax Credit.....Form 353 ▶	56		00
57 Affordable Housing Tax Credit.....Form 354 ▶	57		00
58 Credit for Entity-Level Income Tax.....Form 355 ▶	58		00
59 Reserved.....	59		
60 Tax credits used from Form 301: Add lines 35 through 58	60	2,534	00
61 Tax credits used from Form 301-SBI, line 66.....	61		00
62 Total Tax Credits Used: Add line 60 and 61. Enter this amount on Form 140, line 51; or Form 14PY, line 61; or Form 140NR, line 60; or Form 140X, line 41. Total credits used cannot be more than line 34.....	62	2,534	00

**SCHEDULE A
(Form 1040)**

Department of the Treasury
Internal Revenue Service

Itemized Deductions

Attach to Form 1040 or 1040-SR.

Go to www.irs.gov/ScheduleA for instructions and the latest information.

Caution: If you are claiming a net qualified disaster loss on Form 4684, see the instructions for line 16.

OMB No. 1545-0074

2023

Attachment
Sequence No. **07**

Name(s) shown on Form 1040 or 1040-SR

SAMIR V & PARITA S SONI

Your social security number

687-10-1759

Medical and Dental Expenses

Caution: Do not include expenses reimbursed or paid by others.

1	Medical and dental expenses (see instructions)		1
2	Enter amount from Form 1040 or 1040-SR, line 11	2	
3	Multiply line 2 by 7.5% (0.075)		3
4	Subtract line 3 from line 1. If line 3 is more than line 1, enter -0-		4

Taxes You Paid

5	State and local taxes.		
a	State and local income taxes or general sales taxes. You may include either income taxes or general sales taxes on line 5a, but not both. If you elect to include general sales taxes instead of income taxes, check this box <input type="checkbox"/>	5a	24,504
b	State and local real estate taxes (see instructions)	5b	4,721
c	State and local personal property taxes	5c	
d	Add lines 5a through 5c	5d	29,225
e	Enter the smaller of line 5d or \$10,000 (\$5,000 if married filing separately)	5e	10,000
6	Other taxes. List type and amount: _____	6	
7	Add lines 5e and 6	7	10,000

Interest You Paid

Caution: Your mortgage interest deduction may be limited. See instructions.

8	Home mortgage interest and points. If you didn't use all of your home mortgage loan(s) to buy, build, or improve your home, see instructions and check this box <input type="checkbox"/>		
a	Home mortgage interest and points reported to you on Form 1098. See instructions if limited	8a	18,179
b	Home mortgage interest not reported to you on Form 1098. See instructions if limited. If paid to the person from whom you bought the home, see instructions and show that person's name, identifying no., and address _____	8b	
c	Points not reported to you on Form 1098. See instructions for special rules	8c	
d	Reserved for future use	8d	
e	Add lines 8a through 8c	8e	18,179
9	Investment interest. Attach Form 4952 if required. See instructions	9	
10	Add lines 8e and 9	10	18,179

Gifts to Charity

Caution: If you made a gift and got a benefit for it, see instructions.

11	Gifts by cash or check. If you made any gift of \$250 or more, see instructions	11	
12	Other than by cash or check. If you made any gift of \$250 or more, see instructions. You must attach Form 8283 if over \$500	12	
13	Carryover from prior year	13	
14	Add lines 11 through 13	14	

Casualty and Theft Losses

15	Casualty and theft loss(es) from a federally declared disaster (other than net qualified disaster losses). Attach Form 4684 and enter the amount from line 18 of that form. See instructions	15	
-----------	--	-----------	--

Other Itemized Deductions

16	Other—from list in instructions. List type and amount: _____	16	
-----------	--	-----------	--

Total Itemized Deductions

17	Add the amounts in the far right column for lines 4 through 16. Also, enter this amount on Form 1040 or 1040-SR, line 12	17	28,179
18	If you elect to itemize deductions even though they are less than your standard deduction, check this box <input type="checkbox"/>		

Include with your return.

Your Name as shown on Form 140 SAMIR V SONI	Your Social Security Number 687 10 1759
Spouse's Name as shown on Form 140 (if filing joint) PARITA S SONI	Spouse's Social Security Number 280 91 6390

To itemize on your Arizona return, you must first complete a federal Schedule A even if you did not itemize on your federal return. Use Form 140 Schedule A to adjust the amount shown on the federal Schedule A. Complete Form 140 Schedule A **only if you are making changes** to the amount shown on the federal Schedule A. See instructions for details.

Adjustment to Medical and Dental Expenses

1 Medical and dental expenses.....	1	0	00
2 Medical expenses allowed to be taken as a federal itemized deduction.....	2	0	00
3 If line 1 is the same as or more than line 2, subtract line 2 from line 1; otherwise, go to line 4	3	0	00
4 If line 2 is more than line 1, subtract line 1 from line 2	4		00

Adjustment to Interest Deduction

5 If you received a federal credit for interest paid on mortgage credit certificates (from federal Form 8396), enter the amount of mortgage interest you paid for 2023 that is equal to the amount of your 2023 federal credit.....	5		0	00
---	---	--	---	----

Adjustments to Charitable Contributions

6 Amount of charitable contributions for which you are claiming a credit under Arizona law	6			00
--	---	--	--	----

Adjustment to State Income Taxes

7 Amount of state income taxes deducted on the federal Schedule A that are for contributions to a charity for which an Arizona credit was received. If your tax deductions were limited on your federal Schedule A complete the worksheet on page 2 to determine the adjustment on this line	7			00
--	---	--	--	----

Other Adjustments

8 Amount allowed as a federal itemized deduction that relates to income not subject to Arizona tax	8			00
--	---	--	--	----

Adjusted Itemized Deductions

9 Add the amounts on lines 3 and 5.....	9	0	00
10 Add the amounts on lines 4, 6, 7, and 8.....	10		00
11 Total federal itemized deductions allowed to be taken on federal return.....	11	28,179	00
12 Enter the amount from line 9 above	12	0	00
13 Add lines 11 and 12.....	13	28,179	00
14 Enter the amount from line 10 above	14		00
15 Arizona itemized deductions: Subtract line 14 from line 13. Enter the difference here. Also, enter the amount on Form 140, page 2, line 43. If less than zero, enter "0".....	15	28,179	00



You must include a copy of federal Form 1040, Schedule A with your return if you itemize your deductions.

Your Name (as shown on page 1)
SAMIR V SONI

Your Social Security Number
687-10-1759

2023 Form 140 Schedule A Adjustment to State Income Taxes

Arizona Revised Statutes § 43-1042 was amended to require taxpayers to reduce the amount of itemized deductions for amounts used to claim an Arizona credit even if the amount was deducted on the federal return as state income taxes paid rather than as charitable contributions.

If you claimed income taxes on your federal 1040 Schedule A, complete the following worksheet to determine the amount of your adjustment to enter on page 1, line 7.

1A	Total state income taxes on the federal Schedule A before applying the federal limitations.....	1A		00
2A	Amount included in the line 1A for which you claimed an Arizona credit.....	2A		00
3A	Subtract line 2A from line 1A. Enter the difference.....	3A		00
4A	Limit from federal Schedule A. Enter \$10,000 (\$5,000 if married filing separate)..	4A		00
5A	Enter the smaller of line 3A or 4A.....	5A		00
6A	Enter total state income taxes claimed on federal Schedule A (after limitation).....	6A		00
7A	Subtract line 5A from line 6A. This is the amount of your Arizona adjustment. Enter the amount on page 1, line 7.....	7A		00

Include with your return. A separate form must be filed for each state or country for which a credit is claimed.

For the calendar year 2023 or fiscal year beginning [1 2 0 2 3] and ending [.] .

Your Name as shown on Form 140, 140NR, 140PY, or 140X SAMIR V SONI	Your Social Security Number 687 10 1759
Spouse's Name as shown on Form 140, 140NR, 140PY, or 140X (if joint return) PARITA S SONI	Spouse's Social Security Number 280 91 6390

Part 1 Computation of Income Subject to Tax by Both Arizona and the Other State or Country During 2023

- A. Other State:** If claiming a credit for taxes paid to another state, enter the two-letter abbreviation for that state.
See last page of the instructions for a list of state abbreviations [N, J]
- B. Other Country:** If claiming a credit for taxes paid to another country, enter the country name _____
If claiming a credit for taxes paid to more than one country, see instructions.

	(a)	(b)	(c)
1 Description of income item(s). List each income item separately. Do <i>not</i> include any income item reported on your small business income tax return. WAGES			
2 Amount of income from item listed on line 1 reportable to both Arizona and the other state or country.....	\$ 105,691 00	\$ 00	\$ 00
3 Portion of income on line 2 included in Arizona adjusted gross income	\$ 105,691 00	\$ 00	\$ 00
4 Portion of income on line 2 included in the other state or country's equivalent of Arizona adjusted gross income.....	\$ 105,691 00	\$ 00	\$ 00
5 Income subject to tax by both Arizona and the other state or country. Enter the smaller of the amount entered on line 3 or line 4	\$ 105,691 00	\$ 00	\$ 00
6 Total income subject to tax in both Arizona and the other state or country. Add line 5, columns (a), (b), and (c). Include total from additional schedules. If less than zero, enter "0". See instructions....	\$ 105,691 00	\$ 00	\$ 00

Part 2 Computation of Other State or Country Tax Credit Lines 10 and 15: Enter decimal amount to four places. (x.xxxx)

(Read specific line instructions for Part 2 before completing this part.)		
7 Arizona tax liability less any credits (except other state tax credit)	7	16,367 00
8 Amount from Part 1, line 6.....	8	105,691 00
9 Entire income upon which Arizona tax is imposed. See instructions.....	9	682,874 00
10 Divide the amount on line 8 by the amount on line 9. (cannot be greater than 1.0000).....	10	0.1548
11 Multiply the amount on line 7 by the decimal on line 10.....	11	2,534 00
12 Income tax paid to: Name of other state or country. See Instructions. 12a NEW JERSEY	12b	2,823 00
13 Amount from Part 1, line 6.....	13	105,691 00
14 Entire income upon which other state or country's income tax is imposed. See instructions.....	14	105,691 00
15 Divide the amount on line 13 by the amount on line 14. (cannot be greater than 1.0000).....	15	1.0000
16 Multiply the amount on line 12 by the decimal on line 15.....	16	2,823 00
17 Allowable credit for taxes paid to the above named other state or country: If claiming a credit from more than one state or country, see instructions. Enter the smaller of line 11 or line 16 on line 17. Also, enter this amount on Arizona Form 301, Part 1, line 2, column (a).....	17	2,534 00

Schedule of Income Allocation

Complete this schedule only if you are an Arizona resident who is also considered to be a resident of another state under the laws of that other state (dual resident); otherwise, skip this schedule. See pages 2 and 5 of the instructions.

	(a) Amount reported on your 2023 federal income tax return	(b) Amount entered in column (a) reported on your 2023 Arizona income tax return	(c) Amount entered in column (a) reported on your 2023 return filed to your statutory state of residence	(d) Amount entered in column (c) that would be sourced to your statutory state of residence as income of a nonresident of that state
1 Wages, salaries, tips, etc.....	\$ 00	\$ 00	\$ 00	\$ 00
2 Interest.....	\$ 00	\$ 00	\$ 00	\$ 00
3 Dividends.....	\$ 00	\$ 00	\$ 00	\$ 00
4 Business income or (loss) from federal Schedule C.....	\$ 00	\$ 00	\$ 00	\$ 00
5 Gains or (losses) from federal Schedule D.....	\$ 00	\$ 00	\$ 00	\$ 00
6 Rents, royalties, partnerships, estates, trusts, small business corporations from federal Schedule E	\$ 00	\$ 00	\$ 00	\$ 00
7 Other income reported on your federal return	\$ 00	\$ 00	\$ 00	\$ 00
8 Total Income: Add lines 1 through 7 .	\$ 00	\$ 00	\$ 00	\$ 00
9 Other federal adjustments: List on lines 9a through 9c:				
9a	\$ 00	\$ 00	\$ 00	\$ 00
9b	\$ 00	\$ 00	\$ 00	\$ 00
9c	\$ 00	\$ 00	\$ 00	\$ 00
9d Total adjustments: Add lines 9a through 9c for each column	\$ 00	\$ 00	\$ 00	\$ 00
10 Adjusted Gross Income: Subtract line 9d from line 8 for each column....	\$ 00	\$ 00	\$ 00	\$ 00