

Gain / Loss report

Reddy Chukkalore | 28a02430-e831-57d9-a041-de64478908ee | fredoner@gmail.com

About report

This report includes all taxable activity on Coinbase with realized gains or losses. For US customers, Sells and Converts are taxable events that realize gains. This report does not include taxable events like Staking or Coinbase Earn that result in income. Note that this report is provided for informational purposes only, and you are responsible for confirming the accuracy and completeness of the information set forth in the report. For final tax obligations, please consult your tax advisor.

Summary

Cost Basis Method: **HIFO**

Data source	Long-term	Short-term	Total Gain/Loss
Coinbase	\$82,960.09	-\$2,306.18	\$80,653.91
Total	\$82,960.09	-\$2,306.18	\$80,653.91

Report legend

Short-term

The tax you pay on capital gains or losses depends on how long you hold the asset. If you hold an asset for 1 year or less, you pay the short term capital gains tax rate.

Long-term

The tax you pay on capital gains or losses depends on how long you hold the asset. If you hold an asset for 1 year and 1 day, or longer, you pay the long term capital gains tax rate.

Proceeds




The amount of money you received when you sold your cryptocurrency. If you received USD in exchange for your cryptocurrency then the cash you received is your proceeds. If you exchanged one cryptocurrency for another it will be the dollar value of the crypto you received.




Cost-basis method


You can change your cost-basis method by accessing the Settings page. For futures, the cost-basis method is fixed to FIFO (First in, first out). The method currently displayed is based on your account's default setting.

Data source: Coinbase

These are taxable transactions incurring realized gains or losses where Coinbase all relevant data points.


Date Sold	Event	Amount	Proceeds	Cost Basis	Long Term	Short Term	Total Gain/Loss
04/25/2023	 Sold LTC	22.49812453	\$1,973.84	\$1,100.75	\$873.09	None	\$873.09
Date Acquired (Tax Lots)							
	03/11/2020	22.49812453 LTC	\$1,973.84	\$1,100.75	\$873.09	None	
Date Sold	Event	Amount	Proceeds	Cost Basis	Long Term	Short Term	Total Gain/Loss
08/07/2023	 Converted ETC	300	\$5,277.00	\$1,961.73	\$3,315.27	None	\$3,315.27
Date Acquired (Tax Lots)							
	03/11/2020	300 ETC	\$5,277.00	\$1,961.73	\$3,315.27	None	
Date Sold	Event	Amount	Proceeds	Cost Basis	Long Term	Short Term	Total Gain/Loss
08/07/2023	 Sold USDC	5143.548409	\$5,143.54	\$5,277.00	None	-\$133.46	-\$133.46
Date Acquired (Tax Lots)							
	08/07/2023	5143.548409 USDC	\$5,143.54	\$5,277.00	None	-\$133.46	

Date Sold	Event	Amount	Proceeds	Cost Basis	Long Term	Short Term	Total Gain/Loss
10/16/2023	 Converted ETH	3	\$4,733.51	\$1,347.05	\$3,386.45	None	\$3,386.45
Date Acquired (Tax Lots)							
	03/11/2020	2.79 ETH	\$4,402.16	\$543.39	\$3,858.77	None	
	05/15/2021	0.21 ETH	\$331.35	\$803.66	-\$472.31	None	
Date Sold	Event	Amount	Proceeds	Cost Basis	Long Term	Short Term	Total Gain/Loss
10/16/2023	 Sold USDC	4614.87164	\$4,614.87	\$4,733.51	None	-\$118.64	-\$118.64
Date Acquired (Tax Lots)							
	10/16/2023	4614.87164 USDC	\$4,614.87	\$4,733.51	None	-\$118.64	
Date Sold	Event	Amount	Proceeds	Cost Basis	Long Term	Short Term	Total Gain/Loss
10/23/2023	 Converted ETH	1	\$1,668.53	\$194.76	\$1,473.77	None	\$1,473.77
Date Acquired (Tax Lots)							
	03/11/2020	1 ETH	\$1,668.53	\$194.76	\$1,473.77	None	

Date Sold	Event	Amount	Proceeds	Cost Basis	Long Term	Short Term	Total Gain/Loss
10/23/2023	 Sold USDC	1627.176591	\$1,627.17	\$1,668.53	None	-\$41.36	-\$41.36


Date Acquired (Tax Lots)

10/23/2023	1627.176591 USDC	\$1,627.17	\$1,668.53	None	-\$41.36
------------	------------------	------------	------------	------	----------

Date Sold	Event	Amount	Proceeds	Cost Basis	Long Term	Short Term	Total Gain/Loss
11/01/2023	 Converted ETH	13.90891313	\$25,257.68	\$2,386.79	\$22,870.89	None	\$22,870.89


Date Acquired (Tax Lots)

03/20/2020	7.90319713 ETH	\$14,351.69	\$1,217.09	\$13,134.60	None
03/11/2020	6.005716 ETH	\$10,905.99	\$1,169.70	\$9,736.29	None

Date Sold	Event	Amount	Proceeds	Cost Basis	Long Term	Short Term	Total Gain/Loss
11/01/2023	 Sold USDC	24621.058209	\$24,621.05	\$25,257.68	None	-\$636.63	-\$636.63


Date Acquired (Tax Lots)

11/01/2023	24621.058209 USDC	\$24,621.05	\$25,257.68	None	-\$636.63
------------	-------------------	-------------	-------------	------	-----------

Date Sold	Event	Amount	Proceeds	Cost Basis	Long Term	Short Term	Total Gain/Loss
11/04/2023	 Converted ETH	3	\$5,577.17	\$462.00	\$5,115.17	None	\$5,115.17


Date Acquired (Tax Lots)

03/20/2020	3 ETH	\$5,577.17	\$462.00	\$5,115.17	None		
------------	-------	------------	----------	------------	------	--	--

Date Sold	Event	Amount	Proceeds	Cost Basis	Long Term	Short Term	Total Gain/Loss
11/04/2023	 Sold USDC	5436.911443	\$5,436.91	\$5,577.17	None	-\$140.26	-\$140.26

Date Acquired (Tax Lots)


11/04/2023	5436.911443 USDC	\$5,436.91	\$5,577.17	None	-\$140.26		
------------	------------------	------------	------------	------	-----------	--	--

Date Sold	Event	Amount	Proceeds	Cost Basis	Long Term	Short Term	Total Gain/Loss
11/06/2023	 Converted ETH	13.32558798	\$25,246.59	\$2,052.14	\$23,194.46	None	\$23,194.46

Date Acquired (Tax Lots)


03/20/2020	13.32558798 ETH	\$25,246.59	\$2,052.14	\$23,194.46	None		
------------	-----------------	-------------	------------	-------------	------	--	--

Date Sold	Event	Amount	Proceeds	Cost Basis	Long Term	Short Term	Total Gain/Loss
-----------	-------	--------	----------	------------	-----------	------------	-----------------

11/06/2023	 Sold USDC	24622.632177	\$24,622.63	\$25,246.59	None	-\$623.96	-\$623.96
------------	---	--------------	-------------	-------------	------	-----------	-----------


Date Acquired (Tax Lots)

11/06/2023	24622.632177 USDC	\$24,622.63	\$25,246.59	None	-\$623.96
------------	-------------------	-------------	-------------	------	-----------

Date Sold	Event	Amount	Proceeds	Cost Basis	Long Term	Short Term	Total Gain/Loss
11/06/2023	 Converted ETH	13.06499047	\$24,743.00	\$2,012.01	\$22,731.00	None	\$22,731.00

Date Acquired (Tax Lots)

03/20/2020	13.06499047 ETH	\$24,743.00	\$2,012.01	\$22,731.00	None
------------	-----------------	-------------	------------	-------------	------

Date Sold	Event	Amount	Proceeds	Cost Basis	Long Term	Short Term	Total Gain/Loss
11/06/2023	 Sold USDC	24131.136627	\$24,131.13	\$24,743.00	None	-\$611.87	-\$611.87

Date Acquired (Tax Lots)

11/06/2023	24131.136627 USDC	\$24,131.13	\$24,743.00	None	-\$611.87
------------	-------------------	-------------	-------------	------	-----------