

IRS e-file Signature Authorization

▶ ERO must obtain and retain completed Form 8879.
▶ Go to www.irs.gov/Form8879 for the latest information.

Submission Identification Number (SID) ▶

Taxpayer's name GAGAN FNU	Social security number 194-59-0613
Spouse's name JYOTI SHARMA	Spouse's social security number 387-39-7420

Part I Tax Return Information — Tax Year Ending December 31, 2023 (Enter year you are authorizing.)

Enter whole dollars only on lines 1 through 5.

Note: Form 1040-SS filers use line 4 only. Leave lines 1, 2, 3, and 5 blank.

1 Adjusted gross income	1	189,972.
2 Total tax	2	25,950.
3 Federal income tax withheld from Form(s) W-2 and Form(s) 1099	3	28,839.
4 Amount you want refunded to you	4	2,889.
5 Amount you owe	5	

Part II Taxpayer Declaration and Signature Authorization (Be sure you get and keep a copy of your return)

Under penalties of perjury, I declare that I have examined a copy of the income tax return (original or amended) I am now authorizing, and to the best of my knowledge and belief, it is true, correct, and complete. I further declare that the amounts in Part I above are the amounts from the income tax return (original or amended) I am now authorizing. I consent to allow my intermediate service provider, transmitter, or electronic return originator (ERO) to send my return to the IRS and to receive from the IRS (a) an acknowledgement of receipt or reason for rejection of the transmission, (b) the reason for any delay in processing the return or refund, and (c) the date of any refund. If applicable, I authorize the U.S. Treasury and its designated Financial Agent to initiate an ACH electronic funds withdrawal (direct debit) entry to the financial institution account indicated in the tax preparation software for payment of my federal taxes owed on this return and/or a payment of estimated tax, and the financial institution to debit the entry to this account. This authorization is to remain in full force and effect until I notify the U.S. Treasury Financial Agent to terminate the authorization. To revoke (cancel) a payment, I must contact the U.S. Treasury Financial Agent at 1-888-353-4537. Payment cancellation requests must be received no later than 2 business days prior to the payment (settlement) date. I also authorize the financial institutions involved in the processing of the electronic payment of taxes to receive confidential information necessary to answer inquiries and resolve issues related to the payment. I further acknowledge that the personal identification number (PIN) below is my signature for the income tax return (original or amended) I am now authorizing and, if applicable, my Electronic Funds Withdrawal Consent.

Taxpayer's PIN: check one box only

- I authorize GLOBAL TAXES LLC to enter or generate my PIN

9	0	6	1	3
---	---	---	---	---

 as my signature on the income tax return (original or amended) I am now authorizing.
ERO firm name Enter five digits, but don't enter all zeros
- I will enter my PIN as my signature on the income tax return (original or amended) I am now authorizing. Check this box **only** if you are entering your own PIN **and** your return is filed using the Practitioner PIN method. The ERO must complete Part III below.

Your signature ▶ _____ Date ▶ _____

Spouse's PIN: check one box only

- I authorize GLOBAL TAXES LLC to enter or generate my PIN

9	7	4	2	0
---	---	---	---	---

 as my signature on the income tax return (original or amended) I am now authorizing.
ERO firm name Enter five digits, but don't enter all zeros
- I will enter my PIN as my signature on the income tax return (original or amended) I am now authorizing. Check this box **only** if you are entering your own PIN **and** your return is filed using the Practitioner PIN method. The ERO must complete Part III below.

Spouse's signature ▶ _____ Date ▶ _____

Practitioner PIN Method Returns Only—continue below

Part III Certification and Authentication — Practitioner PIN Method Only

ERO's EFIN/PIN. Enter your six-digit EFIN followed by your five-digit self-selected PIN.

2	2	2	4	9	6	6	1	9	8	9
---	---	---	---	---	---	---	---	---	---	---

Don't enter all zeros

I certify that the above numeric entry is my PIN, which is my signature for the electronic individual income tax return (original or amended) I am now authorized to file for tax year indicated above for the taxpayer(s) indicated above. I confirm that I am submitting this return in accordance with the requirements of the Practitioner PIN method and **Pub. 1345**, Handbook for Authorized IRS e-file Providers of Individual Income Tax Returns.

ERO's signature ▶ _____ Date ▶ _____

ERO Must Retain This Form — See Instructions
Don't Submit This Form to the IRS Unless Requested To Do So

For the year Jan. 1–Dec. 31, 2023, or other tax year beginning _____, 2023, ending _____, 20

See separate instructions.

Your first name and middle initial: GAGAN; Last name: FNU; Your social security number: 194 59 0613

If joint return, spouse's first name and middle initial: JYOTI; Last name: SHARMA; Spouse's social security number: 387 39 7420

Home address (number and street): 45 RIVER DR S; Apt. no.: 3304; Presidential Election Campaign: Check here if you, or your spouse if filing jointly, want \$3 to go to this fund.

City, town, or post office: JERSEY CITY; State: NJ; ZIP code: 07310

Foreign country name: Foreign province/state/county: Foreign postal code: You Spouse

Filing Status: Single, Married filing jointly (checked), Married filing separately (MFS), Head of household (HOH), Qualifying surviving spouse (QSS)

Digital Assets: At any time during 2023, did you: (a) receive (as a reward, award, or payment for property or services); or (b) sell, exchange, or otherwise dispose of a digital asset? (See instructions.) Yes No (checked)

Standard Deduction: Someone can claim: You as a dependent, Your spouse as a dependent, Spouse itemizes on a separate return or you were a dual-status alien

Age/Blindness: You: Were born before January 2, 1959, Are blind; Spouse: Was born before January 2, 1959, Is blind

Table with 6 columns: (1) First name, Last name, (2) Social security number, (3) Relationship to you, (4) Check the box if qualifies for (see instructions): Child tax credit, Credit for other dependents. Includes RITHANYA SACHDEVA as Daughter.

Income table with columns 1a-1z and 1a-1z. Includes 1a Total amount from Form(s) W-2, box 1 (261,309), 1e Taxable dependent care benefits (5,434), 1z Add lines 1a through 1h (266,743).

Table with columns 2a-2b, 3a-3b, 4a-4b, 5a-5b, 6a-6b. Includes 2a Tax-exempt interest, 3a Qualified dividends (277), 3b Ordinary dividends (348).

Table with columns 7-15. Includes 7 Capital gain or (loss) (42), 8 Additional income from Schedule 1, line 10 (-77,794), 9 Add lines 1z, 2b, 3b, 4b, 5b, 6b, 7, and 8 (189,972), 11 Subtract line 10 from line 9 (189,972), 12 Standard deduction or itemized deductions (27,700), 15 Subtract line 14 from line 11 (162,272).

Table with 4 columns: Line number, Description, Amount, Total. Rows 16-24 covering Tax and Credits.

Table with 4 columns: Line number, Description, Amount, Total. Rows 25-33 covering Payments.

Table with 4 columns: Line number, Description, Amount, Total. Rows 34-36 covering Refund.

Table with 4 columns: Line number, Description, Amount, Total. Rows 37-38 covering Amount You Owe.

Third Party Designee section with checkboxes for Yes/No and fields for name, phone, and PIN.

Sign Here section with declaration text and signature/occupation fields for taxpayer and spouse.

Paid Preparer Use Only section with fields for preparer name, signature, date, PTIN, firm name, address, and phone/EIN.

**SCHEDULE 1
(Form 1040)**

Department of the Treasury
Internal Revenue Service

Additional Income and Adjustments to Income

Attach to Form 1040, 1040-SR, or 1040-NR.

Go to www.irs.gov/Form1040 for instructions and the latest information.

OMB No. 1545-0074

2023
Attachment
Sequence No. **01**

Name(s) shown on Form 1040, 1040-SR, or 1040-NR
GAGAN FNU & JYOTI SHARMA

Your social security number
194-59-0613

Part I Additional Income

1	Taxable refunds, credits, or offsets of state and local income taxes		1	
2a	Alimony received		2a	
b	Date of original divorce or separation agreement (see instructions): _____			
3	Business income or (loss). Attach Schedule C		3	-81,257.
4	Other gains or (losses). Attach Form 4797		4	
5	Rental real estate, royalties, partnerships, S corporations, trusts, etc. Attach Schedule E		5	3,463.
6	Farm income or (loss). Attach Schedule F		6	
7	Unemployment compensation		7	
8	Other income:			
a	Net operating loss	8a ()		
b	Gambling	8b		
c	Cancellation of debt	8c		
d	Foreign earned income exclusion from Form 2555	8d ()		
e	Income from Form 8853	8e		
f	Income from Form 8889	8f		
g	Alaska Permanent Fund dividends	8g		
h	Jury duty pay	8h		
i	Prizes and awards	8i		
j	Activity not engaged in for profit income	8j		
k	Stock options	8k		
l	Income from the rental of personal property if you engaged in the rental for profit but were not in the business of renting such property	8l		
m	Olympic and Paralympic medals and USOC prize money (see instructions)	8m		
n	Section 951(a) inclusion (see instructions)	8n		
o	Section 951A(a) inclusion (see instructions)	8o		
p	Section 461(l) excess business loss adjustment	8p		
q	Taxable distributions from an ABLE account (see instructions)	8q		
r	Scholarship and fellowship grants not reported on Form W-2	8r		
s	Nontaxable amount of Medicaid waiver payments included on Form 1040, line 1a or 1d	8s ()		
t	Pension or annuity from a nonqualified deferred compensation plan or a nongovernmental section 457 plan	8t		
u	Wages earned while incarcerated	8u		
z	Other income. List type and amount: _____	8z		
9	Total other income. Add lines 8a through 8z		9	
10	Combine lines 1 through 7 and 9. This is your additional income . Enter here and on Form 1040, 1040-SR, or 1040-NR, line 8		10	-77,794.

For Paperwork Reduction Act Notice, see your tax return instructions.

Schedule 1 (Form 1040) 2023

Part II Adjustments to Income

11	Educator expenses		11	
12	Certain business expenses of reservists, performing artists, and fee-basis government officials. Attach Form 2106		12	
13	Health savings account deduction. Attach Form 8889		13	
14	Moving expenses for members of the Armed Forces. Attach Form 3903		14	
15	Deductible part of self-employment tax. Attach Schedule SE		15	
16	Self-employed SEP, SIMPLE, and qualified plans		16	
17	Self-employed health insurance deduction		17	
18	Penalty on early withdrawal of savings		18	
19a	Alimony paid		19a	
b	Recipient's SSN			
c	Date of original divorce or separation agreement (see instructions): _____			
20	IRA deduction		20	
21	Student loan interest deduction		21	
22	Reserved for future use		22	
23	Archer MSA deduction		23	
24	Other adjustments:			
a	Jury duty pay (see instructions)	24a		
b	Deductible expenses related to income reported on line 8l from the rental of personal property engaged in for profit	24b		
c	Nontaxable amount of the value of Olympic and Paralympic medals and USOC prize money reported on line 8m	24c		
d	Reforestation amortization and expenses	24d		
e	Repayment of supplemental unemployment benefits under the Trade Act of 1974	24e		
f	Contributions to section 501(c)(18)(D) pension plans	24f		
g	Contributions by certain chaplains to section 403(b) plans	24g		
h	Attorney fees and court costs for actions involving certain unlawful discrimination claims (see instructions)	24h		
i	Attorney fees and court costs you paid in connection with an award from the IRS for information you provided that helped the IRS detect tax law violations	24i		
j	Housing deduction from Form 2555	24j		
k	Excess deductions of section 67(e) expenses from Schedule K-1 (Form 1041)	24k		
z	Other adjustments. List type and amount: _____	24z		
25	Total other adjustments. Add lines 24a through 24z		25	
26	Add lines 11 through 23 and 25. These are your adjustments to income . Enter here and on Form 1040, 1040-SR, or 1040-NR, line 10		26	

**SCHEDULE 2
(Form 1040)**

Department of the Treasury
Internal Revenue Service

Additional Taxes

Attach to Form 1040, 1040-SR, or 1040-NR.
Go to www.irs.gov/Form1040 for instructions and the latest information.

OMB No. 1545-0074

2023
Attachment
Sequence No. **02**

Name(s) shown on Form 1040, 1040-SR, or 1040-NR
GAGAN FNU & JYOTI SHARMA

Your social security number
194-59-0613

Part I Tax

1	Alternative minimum tax. Attach Form 6251	1	
2	Excess advance premium tax credit repayment. Attach Form 8962	2	
3	Add lines 1 and 2. Enter here and on Form 1040, 1040-SR, or 1040-NR, line 17	3	

Part II Other Taxes

4	Self-employment tax. Attach Schedule SE	4	
5	Social security and Medicare tax on unreported tip income. Attach Form 4137	5	
6	Uncollected social security and Medicare tax on wages. Attach Form 8919	6	
7	Total additional social security and Medicare tax. Add lines 5 and 6	7	
8	Additional tax on IRAs or other tax-favored accounts. Attach Form 5329 if required. If not required, check here <input type="checkbox"/>	8	
9	Household employment taxes. Attach Schedule H	9	
10	Repayment of first-time homebuyer credit. Attach Form 5405 if required	10	
11	Additional Medicare Tax. Attach Form 8959	11	156.
12	Net investment income tax. Attach Form 8960	12	
13	Uncollected social security and Medicare or RRTA tax on tips or group-term life insurance from Form W-2, box 12	13	
14	Interest on tax due on installment income from the sale of certain residential lots and timeshares	14	
15	Interest on the deferred tax on gain from certain installment sales with a sales price over \$150,000	15	
16	Recapture of low-income housing credit. Attach Form 8611	16	

(continued on page 2)

Part II Other Taxes *(continued)*

17	Other additional taxes:			
a	Recapture of other credits. List type, form number, and amount: _____	17a		
b	Recapture of federal mortgage subsidy, if you sold your home see instructions	17b		
c	Additional tax on HSA distributions. Attach Form 8889	17c		
d	Additional tax on an HSA because you didn't remain an eligible individual. Attach Form 8889	17d		
e	Additional tax on Archer MSA distributions. Attach Form 8853	17e		
f	Additional tax on Medicare Advantage MSA distributions. Attach Form 8853	17f		
g	Recapture of a charitable contribution deduction related to a fractional interest in tangible personal property	17g		
h	Income you received from a nonqualified deferred compensation plan that fails to meet the requirements of section 409A	17h		
i	Compensation you received from a nonqualified deferred compensation plan described in section 457A	17i		
j	Section 72(m)(5) excess benefits tax	17j		
k	Golden parachute payments	17k		
l	Tax on accumulation distribution of trusts	17l		
m	Excise tax on insider stock compensation from an expatriated corporation	17m		
n	Look-back interest under section 167(g) or 460(b) from Form 8697 or 8866	17n		
o	Tax on non-effectively connected income for any part of the year you were a nonresident alien from Form 1040-NR	17o		
p	Any interest from Form 8621, line 16f, relating to distributions from, and dispositions of, stock of a section 1291 fund	17p		
q	Any interest from Form 8621, line 24	17q		
z	Any other taxes. List type and amount: _____	17z		
18	Total additional taxes. Add lines 17a through 17z			18
19	Reserved for future use			19
20	Section 965 net tax liability installment from Form 965-A	20		
21	Add lines 4, 7 through 16, and 18. These are your total other taxes . Enter here and on Form 1040 or 1040-SR, line 23, or Form 1040-NR, line 23b			21

**SCHEDULE C
(Form 1040)**

Department of the Treasury
Internal Revenue Service

Profit or Loss From Business
(Sole Proprietorship)

Attach to Form 1040, 1040-SR, 1040-SS, 1040-NR, or 1041; partnerships must generally file Form 1065.
Go to www.irs.gov/ScheduleC for instructions and the latest information.

OMB No. 1545-0074

2023
Attachment
Sequence No. **09**

Name of proprietor JYOTI SHARMA		Social security number (SSN) 387-39-7420
A Principal business or profession, including product or service (see instructions) SOFTWARE SERVIES	B Enter code from instructions 5 1 9 2 0 0	
C Business name. If no separate business name, leave blank. CANYON TRANSLATION	D Employer ID number (EIN) (see instr.) 9 2 0 3 6 8 7 7 3	
E Business address (including suite or room no.) 45 RIVER DR S, Apt. 3304 City, town or post office, state, and ZIP code JERSEY CITY, NJ 07310		
F Accounting method: (1) <input checked="" type="checkbox"/> Cash (2) <input type="checkbox"/> Accrual (3) <input type="checkbox"/> Other (specify) _____		
G Did you "materially participate" in the operation of this business during 2023? If "No," see instructions for limit on losses . <input checked="" type="checkbox"/> Yes <input type="checkbox"/> No		
H If you started or acquired this business during 2023, check here <input type="checkbox"/>		
I Did you make any payments in 2023 that would require you to file Form(s) 1099? See instructions <input type="checkbox"/> Yes <input checked="" type="checkbox"/> No		
J If "Yes," did you or will you file required Form(s) 1099? <input type="checkbox"/> Yes <input type="checkbox"/> No		

Part I Income

1 Gross receipts or sales. See instructions for line 1 and check the box if this income was reported to you on Form W-2 and the "Statutory employee" box on that form was checked <input type="checkbox"/>	1	
2 Returns and allowances	2	
3 Subtract line 2 from line 1	3	
4 Cost of goods sold (from line 42)	4	
5 Gross profit. Subtract line 4 from line 3	5	
6 Other income, including federal and state gasoline or fuel tax credit or refund (see instructions)	6	
7 Gross income. Add lines 5 and 6	7	

Part II Expenses. Enter expenses for business use of your home **only** on line 30.

8 Advertising	8		18 Office expense (see instructions)	18	
9 Car and truck expenses (see instructions)	9	3,251.	19 Pension and profit-sharing plans	19	
10 Commissions and fees	10		20 Rent or lease (see instructions):		
11 Contract labor (see instructions)	11		a Vehicles, machinery, and equipment	20a	
12 Depletion	12		b Other business property	20b	36,048.
13 Depreciation and section 179 expense deduction (not included in Part III) (see instructions)	13		21 Repairs and maintenance	21	
14 Employee benefit programs (other than on line 19)	14		22 Supplies (not included in Part III)	22	
15 Insurance (other than health)	15		23 Taxes and licenses	23	
16 Interest (see instructions):			24 Travel and meals:		
a Mortgage (paid to banks, etc.)	16a		a Travel	24a	
b Other	16b		b Deductible meals (see instructions)	24b	
17 Legal and professional services	17		25 Utilities	25	3,576.
28 Total expenses before expenses for business use of home. Add lines 8 through 27b	28		26 Wages (less employment credits)	26	
29 Tentative profit or (loss). Subtract line 28 from line 7	29		27a Other expenses (from line 48)	27a	38,382.
30 Expenses for business use of your home. Do not report these expenses elsewhere. Attach Form 8829 unless using the simplified method. See instructions. Simplified method filers only: Enter the total square footage of (a) your home: _____ and (b) the part of your home used for business: _____ . Use the Simplified Method Worksheet in the instructions to figure the amount to enter on line 30	30		b Energy efficient commercial bldgs deduction (attach Form 7205)	27b	
31 Net profit or (loss). Subtract line 30 from line 29. • If a profit, enter on both Schedule 1 (Form 1040), line 3 , and on Schedule SE, line 2 . (If you checked the box on line 1, see instructions.) Estates and trusts, enter on Form 1041, line 3 . • If a loss, you must go to line 32.	31		28 Total expenses before expenses for business use of home. Add lines 8 through 27b	28	81,257.
32 If you have a loss, check the box that describes your investment in this activity. See instructions. • If you checked 32a, enter the loss on both Schedule 1 (Form 1040), line 3 , and on Schedule SE, line 2 . (If you checked the box on line 1, see the line 31 instructions.) Estates and trusts, enter on Form 1041, line 3 . • If you checked 32b, you must attach Form 6198 . Your loss may be limited.			29 Tentative profit or (loss). Subtract line 28 from line 7	29	-81,257.
			31 Net profit or (loss). Subtract line 30 from line 29. • If a profit, enter on both Schedule 1 (Form 1040), line 3 , and on Schedule SE, line 2 . (If you checked the box on line 1, see instructions.) Estates and trusts, enter on Form 1041, line 3 . • If a loss, you must go to line 32.	31	-81,257.
			32a <input checked="" type="checkbox"/> All investment is at risk.		
			32b <input type="checkbox"/> Some investment is not at risk.		

Part III Cost of Goods Sold (see instructions)

33 Method(s) used to value closing inventory: **a** Cost **b** Lower of cost or market **c** Other (attach explanation)

34 Was there any change in determining quantities, costs, or valuations between opening and closing inventory?
 If "Yes," attach explanation **Yes** **No**

35 Inventory at beginning of year. If different from last year's closing inventory, attach explanation . . .	35	
36 Purchases less cost of items withdrawn for personal use	36	
37 Cost of labor. Do not include any amounts paid to yourself	37	
38 Materials and supplies	38	
39 Other costs	39	
40 Add lines 35 through 39	40	
41 Inventory at end of year	41	
42 Cost of goods sold. Subtract line 41 from line 40. Enter the result here and on line 4	42	

Part IV Information on Your Vehicle. Complete this part **only** if you are claiming car or truck expenses on line 9 and are not required to file Form 4562 for this business. See the instructions for line 13 to find out if you must file Form 4562.

43 When did you place your vehicle in service for business purposes? (month/day/year) 10/27/2022

44 Of the total number of miles you drove your vehicle during 2023, enter the number of miles you used your vehicle for:

a Business 4,963 **b** Commuting (see instructions) _____ **c** Other 4,037

45 Was your vehicle available for personal use during off-duty hours? **Yes** **No**

46 Do you (or your spouse) have another vehicle available for personal use?. **Yes** **No**

47a Do you have evidence to support your deduction? **Yes** **No**

b If "Yes," is the evidence written? **Yes** **No**

Part V Other Expenses. List below business expenses not included on lines 8–26, line 27b, or line 30.

BACK OFFICE OPERTIONAL EXPENSES		38,382.
48 Total other expenses. Enter here and on line 27a	48	38,382.

**SCHEDULE D
(Form 1040)**

Capital Gains and Losses

OMB No. 1545-0074

2023

Department of the Treasury
Internal Revenue Service

Attach to Form 1040, 1040-SR, or 1040-NR.
Use Form 8949 to list your transactions for lines 1b, 2, 3, 8b, 9, and 10.
Go to www.irs.gov/ScheduleD for instructions and the latest information.

Attachment
Sequence No. **12**

Name(s) shown on return

GAGAN FNU & JYOTI SHARMA

Your social security number

194-59-0613

Did you dispose of any investment(s) in a qualified opportunity fund during the tax year? Yes No

If "Yes," attach Form 8949 and see its instructions for additional requirements for reporting your gain or loss.

Part I Short-Term Capital Gains and Losses—Generally Assets Held One Year or Less (see instructions)

See instructions for how to figure the amounts to enter on the lines below. This form may be easier to complete if you round off cents to whole dollars.	(d) Proceeds (sales price)	(e) Cost (or other basis)	(g) Adjustments to gain or loss from Form(s) 8949, Part I, line 2, column (g)	(h) Gain or (loss) Subtract column (e) from column (d) and combine the result with column (g)
1a Totals for all short-term transactions reported on Form 1099-B for which basis was reported to the IRS and for which you have no adjustments (see instructions). However, if you choose to report all these transactions on Form 8949, leave this line blank and go to line 1b .				
1b Totals for all transactions reported on Form(s) 8949 with Box A checked	24,277.	24,263.		14.
2 Totals for all transactions reported on Form(s) 8949 with Box B checked				
3 Totals for all transactions reported on Form(s) 8949 with Box C checked				
4 Short-term gain from Form 6252 and short-term gain or (loss) from Forms 4684, 6781, and 8824				4
5 Net short-term gain or (loss) from partnerships, S corporations, estates, and trusts from Schedule(s) K-1				5
6 Short-term capital loss carryover. Enter the amount, if any, from line 8 of your Capital Loss Carryover Worksheet in the instructions				6 ()
7 Net short-term capital gain or (loss) . Combine lines 1a through 6 in column (h). If you have any long-term capital gains or losses, go to Part II below. Otherwise, go to Part III on the back				7 14.

Part II Long-Term Capital Gains and Losses—Generally Assets Held More Than One Year (see instructions)

See instructions for how to figure the amounts to enter on the lines below. This form may be easier to complete if you round off cents to whole dollars.	(d) Proceeds (sales price)	(e) Cost (or other basis)	(g) Adjustments to gain or loss from Form(s) 8949, Part II, line 2, column (g)	(h) Gain or (loss) Subtract column (e) from column (d) and combine the result with column (g)
8a Totals for all long-term transactions reported on Form 1099-B for which basis was reported to the IRS and for which you have no adjustments (see instructions). However, if you choose to report all these transactions on Form 8949, leave this line blank and go to line 8b .				
8b Totals for all transactions reported on Form(s) 8949 with Box D checked	230.	206.	3.	27.
9 Totals for all transactions reported on Form(s) 8949 with Box E checked				
10 Totals for all transactions reported on Form(s) 8949 with Box F checked				
11 Gain from Form 4797, Part I; long-term gain from Forms 2439 and 6252; and long-term gain or (loss) from Forms 4684, 6781, and 8824				11
12 Net long-term gain or (loss) from partnerships, S corporations, estates, and trusts from Schedule(s) K-1				12
13 Capital gain distributions. See the instructions				13 1.
14 Long-term capital loss carryover. Enter the amount, if any, from line 13 of your Capital Loss Carryover Worksheet in the instructions				14 ()
15 Net long-term capital gain or (loss) . Combine lines 8a through 14 in column (h). Then, go to Part III on the back				15 28.

Part III Summary

16	Combine lines 7 and 15 and enter the result	16	42.
	<ul style="list-style-type: none"> • If line 16 is a gain, enter the amount from line 16 on Form 1040, 1040-SR, or 1040-NR, line 7. Then, go to line 17 below. • If line 16 is a loss, skip lines 17 through 20 below. Then, go to line 21. Also be sure to complete line 22. • If line 16 is zero, skip lines 17 through 21 below and enter -0- on Form 1040, 1040-SR, or 1040-NR, line 7. Then, go to line 22. 		
17	Are lines 15 and 16 both gains? <input checked="" type="checkbox"/> Yes. Go to line 18. <input type="checkbox"/> No. Skip lines 18 through 21, and go to line 22.		
18	If you are required to complete the 28% Rate Gain Worksheet (see instructions), enter the amount, if any, from line 7 of that worksheet	18	
19	If you are required to complete the Unrecaptured Section 1250 Gain Worksheet (see instructions), enter the amount, if any, from line 18 of that worksheet	19	
20	Are lines 18 and 19 both zero or blank and you are not filing Form 4952? <input checked="" type="checkbox"/> Yes. Complete the Qualified Dividends and Capital Gain Tax Worksheet in the instructions for Form 1040, line 16. Don't complete lines 21 and 22 below. <input type="checkbox"/> No. Complete the Schedule D Tax Worksheet in the instructions. Don't complete lines 21 and 22 below.		
21	If line 16 is a loss, enter here and on Form 1040, 1040-SR, or 1040-NR, line 7, the smaller of: <ul style="list-style-type: none"> • The loss on line 16; or • (\$3,000), or if married filing separately, (\$1,500) } Note: When figuring which amount is smaller, treat both amounts as positive numbers.	21	()
22	Do you have qualified dividends on Form 1040, 1040-SR, or 1040-NR, line 3a? <input type="checkbox"/> Yes. Complete the Qualified Dividends and Capital Gain Tax Worksheet in the instructions for Form 1040, line 16. <input type="checkbox"/> No. Complete the rest of Form 1040, 1040-SR, or 1040-NR.		

Sales and Other Dispositions of Capital Assets

Department of the Treasury
Internal Revenue Service

File with your Schedule D to list your transactions for lines 1b, 2, 3, 8b, 9, and 10 of Schedule D.

Go to www.irs.gov/Form8949 for instructions and the latest information.

Name(s) shown on return GAGAN FNU & JYOTI SHARMA	Social security number or taxpayer identification number 194-59-0613
--	--

Before you check Box A, B, or C below, see whether you received any Form(s) 1099-B or substitute statement(s) from your broker. A substitute statement will have the same information as Form 1099-B. Either will show whether your basis (usually your cost) was reported to the IRS by your broker and may even tell you which box to check.

Part I Short-Term. Transactions involving capital assets you held 1 year or less are generally short-term (see instructions). For long-term transactions, see page 2.

Note: You may aggregate all short-term transactions reported on Form(s) 1099-B showing basis was reported to the IRS and for which no adjustments or codes are required. Enter the totals directly on Schedule D, line 1a; you aren't required to report these transactions on Form 8949 (see instructions).

You must check Box A, B, or C below. Check only one box. If more than one box applies for your short-term transactions, complete a separate Form 8949, page 1, for each applicable box. If you have more short-term transactions than will fit on this page for one or more of the boxes, complete as many forms with the same box checked as you need.

- (A)** Short-term transactions reported on Form(s) 1099-B showing basis was reported to the IRS (see **Note** above)
- (B)** Short-term transactions reported on Form(s) 1099-B showing basis **wasn't** reported to the IRS
- (C)** Short-term transactions not reported to you on Form 1099-B

1	(a) Description of property (Example: 100 sh. XYZ Co.)	(b) Date acquired (Mo., day, yr.)	(c) Date sold or disposed of (Mo., day, yr.)	(d) Proceeds (sales price) (see instructions)	(e) Cost or other basis See the Note below and see <i>Column (e)</i> in the separate instructions.	Adjustment, if any, to gain or loss If you enter an amount in column (g), enter a code in column (f). See the separate instructions.		(h) Gain or (loss) Subtract column (e) from column (d) and combine the result with column (g).
						(f) Code(s) from instructions	(g) Amount of adjustment	
	FIDELITY BROKERAGE SERVICES LLC	01/01/23	12/31/23	6,793.	7,178.			-385.
	FIDELITY BROKERAGE SERVICES LLC	01/01/23	12/31/23	13,009.	12,590.			419.
	FIDELITY BROKERAGE SERVICES LLC	01/01/23	12/31/23	4,475.	4,495.			-20.
2 Totals.	Add the amounts in columns (d), (e), (g), and (h) (subtract negative amounts). Enter each total here and include on your Schedule D, line 1b (if Box A above is checked), line 2 (if Box B above is checked), or line 3 (if Box C above is checked).			24,277.	24,263.			14.

Note: If you checked Box A above but the basis reported to the IRS was incorrect, enter in column (e) the basis as reported to the IRS, and enter an adjustment in column (g) to correct the basis. See *Column (g)* in the separate instructions for how to figure the amount of the adjustment.

Name(s) shown on return. Name and SSN or taxpayer identification no. not required if shown on other side GAGAN FNU & JYOTI SHARMA	Social security number or taxpayer identification number 194-59-0613
--	---

Before you check Box D, E, or F below, see whether you received any Form(s) 1099-B or substitute statement(s) from your broker. A substitute statement will have the same information as Form 1099-B. Either will show whether your basis (usually your cost) was reported to the IRS by your broker and may even tell you which box to check.

Part II Long-Term. Transactions involving capital assets you held more than 1 year are generally long-term (see instructions). For short-term transactions, see page 1.

Note: You may aggregate all long-term transactions reported on Form(s) 1099-B showing basis was reported to the IRS and for which no adjustments or codes are required. Enter the totals directly on Schedule D, line 8a; you aren't required to report these transactions on Form 8949 (see instructions).

You must check Box D, E, or F below. Check only one box. If more than one box applies for your long-term transactions, complete a separate Form 8949, page 2, for each applicable box. If you have more long-term transactions than will fit on this page for one or more of the boxes, complete as many forms with the same box checked as you need.

- (D)** Long-term transactions reported on Form(s) 1099-B showing basis was reported to the IRS (see **Note** above)
- (E)** Long-term transactions reported on Form(s) 1099-B showing basis **wasn't** reported to the IRS
- (F)** Long-term transactions not reported to you on Form 1099-B

1	(a) Description of property (Example: 100 sh. XYZ Co.)	(b) Date acquired (Mo., day, yr.)	(c) Date sold or disposed of (Mo., day, yr.)	(d) Proceeds (sales price) (see instructions)	(e) Cost or other basis See the Note below and see <i>Column (e)</i> in the separate instructions.	Adjustment, if any, to gain or loss If you enter an amount in column (g), enter a code in column (f). See the separate instructions.		(h) Gain or (loss) Subtract column (e) from column (d) and combine the result with column (g).
						(f) Code(s) from instructions	(g) Amount of adjustment	
	FIDELITY BROKERAGE SERVICES LLC	01/01/23	01/01/22	230.	206.	W	3.	27.
2 Totals. Add the amounts in columns (d), (e), (g), and (h) (subtract negative amounts). Enter each total here and include on your Schedule D, line 8b (if Box D above is checked), line 9 (if Box E above is checked), or line 10 (if Box F above is checked) . . .				230.	206.		3.	27.

Note: If you checked Box D above but the basis reported to the IRS was incorrect, enter in column (e) the basis as reported to the IRS, and enter an adjustment in column (g) to correct the basis. See *Column (g)* in the separate instructions for how to figure the amount of the adjustment.

Name(s) shown on return. Do not enter name and social security number if shown on other side. GAGAN FNU & JYOTI SHARMA Your social security number 194-59-0613

Caution: The IRS compares amounts reported on your tax return with amounts shown on Schedule(s) K-1.

Part II Income or Loss From Partnerships and S Corporations

Note: If you report a loss, receive a distribution, dispose of stock, or receive a loan repayment from an S corporation, you must check the box in column (e) on line 28 and attach the required basis computation. If you report a loss from an at-risk activity for which any amount is not at risk, you must check the box in column (f) on line 28 and attach Form 6198. See instructions.

27 Are you reporting any loss not allowed in a prior year due to the at-risk or basis limitations, a prior year unallowed loss from a passive activity (if that loss was not reported on Form 8582), or unreimbursed partnership expenses? If you answered "Yes," see instructions before completing this section Yes No

Table with 7 columns: (a) Name, (b) Enter P for partnership; S for S corporation, (c) Check if foreign partnership, (d) Employer identification number, (e) Check if basis computation is required, (f) Check if any amount is not at risk. Row A: CANYON TRANSLATION, P, 92-0368773.

Summary table for Part II with columns: (g) Passive loss allowed, (h) Passive income from Schedule K-1, (i) Nonpassive loss allowed, (j) Section 179 expense deduction from Form 4562, (k) Nonpassive income from Schedule K-1. Totals: 3,463.

Part III Income or Loss From Estates and Trusts

Table with 2 columns: (a) Name, (b) Employer identification number. Rows A and B.

Summary table for Part III with columns: (c) Passive deduction or loss allowed, (d) Passive income from Schedule K-1, (e) Deduction or loss from Schedule K-1, (f) Other income from Schedule K-1. Totals: 35, 36, 37.

Part IV Income or Loss From Real Estate Mortgage Investment Conduits (REMICs)—Residual Holder

Table with 5 columns: (a) Name, (b) Employer identification number, (c) Excess inclusion from Schedules Q, line 2c, (d) Taxable income (net loss) from Schedules Q, line 1b, (e) Income from Schedules Q, line 3b. Row 39: Combine columns (d) and (e) only.

Part V Summary

Summary table for Part V with 2 columns: Description, Amount. Row 40: Net farm rental income or (loss) from Form 4835. Row 41: Total income or (loss). Row 42: Reconciliation of farming and fishing income. Row 43: Reconciliation for real estate professionals.

Child and Dependent Care Expenses

Department of the Treasury
Internal Revenue Service

Attach to Form 1040, 1040-SR, or 1040-NR.

2023
Attachment
Sequence No. **21**

Go to www.irs.gov/Form2441 for instructions and the latest information.

Name(s) shown on return

GAGAN FNU & JYOTI SHARMA

Your social security number

194-59-0613

A You can't claim a credit for child and dependent care expenses if your filing status is married filing separately unless you meet the requirements listed in the instructions under *Married Persons Filing Separately*. If you meet these requirements, check this box

B If you or your spouse was a student or was disabled during 2023 and you're entering deemed income of \$250 or \$500 a month on Form 2441 based on the income rules listed in the instructions under *If You or Your Spouse Was a Student or Disabled*, check this box

Part I **Persons or Organizations Who Provided the Care—You must complete this part.**
If you have more than three care providers, see the instructions and check this box

1 (a) Care provider's name	(b) Address (number, street, apt. no., city, state, and ZIP code)	(c) Identifying number (SSN or EIN)	(d) Was the care provider your household employee in 2023? For example, this generally includes nannies but not daycare centers. (see instructions)	(e) Amount paid (see instructions)
			<input type="checkbox"/> Yes <input type="checkbox"/> No	
			<input type="checkbox"/> Yes <input type="checkbox"/> No	
			<input type="checkbox"/> Yes <input type="checkbox"/> No	

Did you receive dependent care benefits?

No Complete only Part II below.

Yes Complete Part III on page 2 next.

Caution: If the care provider is your household employee, you may owe employment taxes. For details, see the Instructions for Schedule H (Form 1040). If you incurred care expenses in 2023 but didn't pay them until 2024, or if you prepaid in 2023 for care to be provided in 2024, don't include these expenses in column (d) of line 2 for 2023. See the instructions.

Part II **Credit for Child and Dependent Care Expenses**

2 Information about your **qualifying person(s)**. If you have more than three qualifying persons, see the instructions and check this box

(a) Qualifying person's name		(b) Qualifying person's social security number	(c) Check here if the qualifying person was over age 12 and was disabled. (see instructions)	(d) Qualified expenses you incurred and paid in 2023 for the person listed in column (a)
First	Last			
			<input type="checkbox"/>	
			<input type="checkbox"/>	
			<input type="checkbox"/>	

3 Add the amounts in column (d) of line 2. **Don't** enter more than \$3,000 if you had one qualifying person or \$6,000 if you had two or more persons. If you completed Part III, enter the amount from line 31 **3**

4 Enter your **earned income**. See instructions **4**

5 If married filing jointly, enter your spouse's earned income (if you or your spouse was a student or was disabled, see the instructions); **all others**, enter the amount from line 4 **5** 0.

6 Enter the **smallest** of line 3, 4, or 5 **6**

7 Enter the amount from Form 1040, 1040-SR, or 1040-NR, line 11 **7**

8 Enter on line 8 the decimal amount shown below that applies to the amount on line 7.

If line 7 is:			If line 7 is:			If line 7 is:		
Over	But not over	Decimal amount is	Over	But not over	Decimal amount is	Over	But not over	Decimal amount is
\$0—15,000		.35	\$25,000—27,000		.29	\$37,000—39,000		.23
15,000—17,000		.34	27,000—29,000		.28	39,000—41,000		.22
17,000—19,000		.33	29,000—31,000		.27	41,000—43,000		.21
19,000—21,000		.32	31,000—33,000		.26	43,000—No limit		.20
21,000—23,000		.31	33,000—35,000		.25			
23,000—25,000		.30	35,000—37,000		.24			

9a Multiply line 6 by the decimal amount on line 8 **9a**

b If you paid 2022 expenses in 2023, complete Worksheet A in the instructions. Enter the amount from line 13 of the worksheet here. Otherwise, enter -0- on line 9b and go to line 9c **9b**

c Add lines 9a and 9b and enter the result **9c**

10 Tax liability limit. Enter the amount from the Credit Limit Worksheet in the instructions **10**

11 **Credit for child and dependent care expenses.** Enter the **smaller** of line 9c or line 10 here and on Schedule 3 (Form 1040), line 2 **11**

Part III Dependent Care Benefits

12	Enter the total amount of dependent care benefits you received in 2023. Amounts you received as an employee should be shown in box 10 of your Form(s) W-2. Don't include amounts reported as wages in box 1 of Form(s) W-2. If you were self-employed or a partner, include amounts you received under a dependent care assistance program from your sole proprietorship or partnership	12	5,434.
13	Enter the amount, if any, you carried over from 2022 and used in 2023 during the grace period. See instructions	13	
14	If you forfeited or carried over to 2024 any of the amounts reported on line 12 or 13, enter the amount. See instructions	14	()
15	Combine lines 12 through 14. See instructions	15	5,434.
16	Enter the total amount of qualified expenses incurred in 2023 for the care of the qualifying person(s)	16	
17	Enter the smaller of line 15 or 16	17	0.
18	Enter your earned income . See instructions	18	178,924.
19	Enter the amount shown below that applies to you. <ul style="list-style-type: none"> • If married filing jointly, enter your spouse's earned income (if you or your spouse was a student or was disabled, see the instructions for line 5). • If married filing separately, see instructions. • All others, enter the amount from line 18. 	19	1,128.
20	Enter the smallest of line 17, 18, or 19	20	0.
21	Enter \$5,000 (\$2,500 if married filing separately and you were required to enter your spouse's earned income on line 19). However, don't enter more than the maximum amount allowed under your dependent care plan. See instructions	21	5,000.
22	Is any amount on line 12 or 13 from your sole proprietorship or partnership? <input checked="" type="checkbox"/> No. Enter -0-. <input type="checkbox"/> Yes. Enter the amount here	22	0.
23	Subtract line 22 from line 15	23	5,434.
24	Deductible benefits. Enter the smallest of line 20, 21, or 22. Also, include this amount on the appropriate line(s) of your return. See instructions	24	0.
25	Excluded benefits. If you checked "No" on line 22, enter the smaller of line 20 or line 21. Otherwise, subtract line 24 from the smaller of line 20 or line 21. If zero or less, enter -0-	25	0.
26	Taxable benefits. Subtract line 25 from line 23. If zero or less, enter -0-. Also, enter this amount on Form 1040, 1040-SR, or 1040-NR, line 1e	26	5,434.

To claim the child and dependent care credit, complete lines 27 through 31 below.

27	Enter \$3,000 (\$6,000 if two or more qualifying persons)	27	
28	Add lines 24 and 25	28	
29	Subtract line 28 from line 27. If zero or less, stop . You can't take the credit. Exception. If you paid 2022 expenses in 2023, see the instructions for line 9b	29	
30	Complete line 2 on page 1 of this form. Don't include in column (d) any benefits shown on line 28 above. Then, add the amounts in column (d) and enter the total here	30	
31	Enter the smaller of line 29 or 30. Also, enter this amount on line 3 on page 1 of this form and complete lines 4 through 11	31	

**SCHEDULE 8812
(Form 1040)**

**Credits for Qualifying Children
and Other Dependents**

OMB No. 1545-0074

2023

Attachment
Sequence No. **47**

Department of the Treasury
Internal Revenue Service

Attach to Form 1040, 1040-SR, or 1040-NR.

Go to www.irs.gov/Schedule8812 for instructions and the latest information.

Name(s) shown on return

GAGAN FNU & JYOTI SHARMA

Your social security number

194-59-0613

Part I Child Tax Credit and Credit for Other Dependents

1	Enter the amount from line 11 of your Form 1040, 1040-SR, or 1040-NR		1	189,972.
2a	Enter income from Puerto Rico that you excluded	2a		
b	Enter the amounts from lines 45 and 50 of your Form 2555	2b	0.	
c	Enter the amount from line 15 of your Form 4563	2c		
d	Add lines 2a through 2c	2d	0.	
3	Add lines 1 and 2d	3	189,972.	
4	Number of qualifying children under age 17 with the required social security number	4	0	
5	Multiply line 4 by \$2,000	5		
6	Number of other dependents, including any qualifying children who are not under age 17 or who do not have the required social security number	6	1	
Caution: Do not include yourself, your spouse, or anyone who is not a U.S. citizen, U.S. national, or U.S. resident alien. Also, do not include anyone you included on line 4.				
7	Multiply line 6 by \$500	7	500.	
8	Add lines 5 and 7	8	500.	
9	Enter the amount shown below for your filing status. • Married filing jointly—\$400,000 } • All other filing statuses—\$200,000 }	9	400,000.	
10	Subtract line 9 from line 3. • If zero or less, enter -0-. • If more than zero and not a multiple of \$1,000, enter the next multiple of \$1,000. For example, if the result is \$425, enter \$1,000; if the result is \$1,025, enter \$2,000, etc. }	10	0.	
11	Multiply line 10 by 5% (0.05)	11	0.	
12	Is the amount on line 8 more than the amount on line 11?	12	500.	
<input type="checkbox"/> No. STOP. You cannot take the child tax credit, credit for other dependents, or additional child tax credit. Skip Parts II-A and II-B. Enter -0- on lines 14 and 27.				
<input checked="" type="checkbox"/> Yes. Subtract line 11 from line 8. Enter the result.				
13	Enter the amount from Credit Limit Worksheet A	13	26,294.	
14	Enter the smaller of line 12 or line 13. This is your child tax credit and credit for other dependents	14	500.	

Enter this amount on Form 1040, 1040-SR, or 1040-NR, line 19.

If the amount on line 12 is more than the amount on line 14, you may be able to take the **additional child tax credit** on Form 1040, 1040-SR, or 1040-NR, line 28. Complete your Form 1040, 1040-SR, or 1040-NR through line 27 (also complete Schedule 3, line 11) before completing Part II-A.

Part II-A Additional Child Tax Credit for All Filers

Caution: If you file Form 2555, you cannot claim the additional child tax credit.

15	Check this box if you do not want to claim the additional child tax credit. Skip Parts II-A and II-B. Enter -0- on line 27	<input type="checkbox"/>	
16a	Subtract line 14 from line 12. If zero, stop here ; you cannot take the additional child tax credit. Skip Parts II-A and II-B. Enter -0- on line 27		16a 0.
b	Number of qualifying children under 17 with the required social security number: _____ x \$1,600. Enter the result. If zero, stop here ; you cannot claim the additional child tax credit. Skip Parts II-A and II-B. Enter -0- on line 27		16b
TIP: The number of children you use for this line is the same as the number of children you used for line 4.			
17	Enter the smaller of line 16a or line 16b		17
18a	Earned income (see instructions)	18a	
b	Nontaxable combat pay (see instructions)	18b	
19	Is the amount on line 18a more than \$2,500? <input type="checkbox"/> No. Leave line 19 blank and enter -0- on line 20. <input type="checkbox"/> Yes. Subtract \$2,500 from the amount on line 18a. Enter the result	19	
20	Multiply the amount on line 19 by 15% (0.15) and enter the result Next. On line 16b, is the amount \$4,800 or more? <input type="checkbox"/> No. If you are a bona fide resident of Puerto Rico, go to line 21. Otherwise, skip Part II-B and enter the smaller of line 17 or line 20 on line 27. <input type="checkbox"/> Yes. If line 20 is equal to or more than line 17, skip Part II-B and enter the amount from line 17 on line 27. Otherwise, go to line 21.	20	

Part II-B Certain Filers Who Have Three or More Qualifying Children and Bona Fide Residents of Puerto Rico

21	Withheld social security, Medicare, and Additional Medicare taxes from Form(s) W-2, boxes 4 and 6. If married filing jointly, include your spouse's amounts with yours. If your employer withheld or you paid Additional Medicare Tax or tier 1 RRTA taxes, or if you are a bona fide resident of Puerto Rico, see instructions.	21	
22	Enter the total of the amounts from Schedule 1 (Form 1040), line 15; Schedule 2 (Form 1040), line 5; Schedule 2 (Form 1040), line 6; and Schedule 2 (Form 1040), line 13	22	
23	Add lines 21 and 22	23	
24	1040 and 1040-SR filers: Enter the total of the amounts from Form 1040 or 1040-SR, line 27, and Schedule 3 (Form 1040), line 11. } 1040-NR filers: Enter the amount from Schedule 3 (Form 1040), line 11.	24	
25	Subtract line 24 from line 23. If zero or less, enter -0-	25	
26	Enter the larger of line 20 or line 25 Next, enter the smaller of line 17 or line 26 on line 27.	26	

Part II-C Additional Child Tax Credit

27	This is your additional child tax credit. Enter this amount on Form 1040, 1040-SR, or 1040-NR, line 28	27	
-----------	--	-----------	--

Health Savings Accounts (HSAs)

Attach to Form 1040, 1040-SR, or 1040-NR.
 Go to www.irs.gov/Form8889 for instructions and the latest information.

Name(s) shown on Form 1040, 1040-SR, or 1040-NR
 GAGAN FNU

Social security number of HSA beneficiary.
 If both spouses have HSAs, see instructions.
 194-59-0613

Before you begin: Complete Form 8853, Archer MSAs and Long-Term Care Insurance Contracts, if required.

Part I HSA Contributions and Deduction. See the instructions before completing this part. If you are filing jointly and both you and your spouse each have separate HSAs, complete a separate Part I for each spouse.

1	Check the box to indicate your coverage under a high-deductible health plan (HDHP) during 2023. See instructions	<input type="checkbox"/> Self-only <input checked="" type="checkbox"/> Family
2	HSA contributions you made for 2023 (or those made on your behalf), including those made by the unextended due date of your tax return that were for 2023. Do not include employer contributions, contributions through a cafeteria plan, or rollovers. See instructions	2 0.
3	If you were under age 55 at the end of 2023 and, on the first day of every month during 2023, you were, or were considered, an eligible individual with the same coverage, enter \$3,850 (\$7,750 for family coverage). All others , see the instructions for the amount to enter	3 7,750.
4	Enter the amount you and your employer contributed to your Archer MSAs for 2023 from Form 8853, lines 1 and 2. If you or your spouse had family coverage under an HDHP at any time during 2023, also include any amount contributed to your spouse's Archer MSAs	4 0.
5	Subtract line 4 from line 3. If zero or less, enter -0-	5 7,750.
6	Enter the amount from line 5. But if you and your spouse each have separate HSAs and had family coverage under an HDHP at any time during 2023, see the instructions for the amount to enter	6 7,750.
7	If you were age 55 or older at the end of 2023, married, and you or your spouse had family coverage under an HDHP at any time during 2023, enter your additional contribution amount. See instructions	7
8	Add lines 6 and 7	8 7,750.
9	Employer contributions made to your HSAs for 2023	9 770.
10	Qualified HSA funding distributions	10
11	Add lines 9 and 10	11 770.
12	Subtract line 11 from line 8. If zero or less, enter -0-	12 6,980.
13	HSA deduction. Enter the smaller of line 2 or line 12 here and on Schedule 1 (Form 1040), Part II, line 13 Caution: If line 2 is more than line 13, you may have to pay an additional tax. See instructions.	13 0.

Part II HSA Distributions. If you are filing jointly and both you and your spouse each have separate HSAs, complete a separate Part II for each spouse.

14a	Total distributions you received in 2023 from all HSAs (see instructions)	14a
b	Distributions included on line 14a that you rolled over to another HSA. Also include any excess contributions (and the earnings on those excess contributions) included on line 14a that were withdrawn by the due date of your return. See instructions	14b
c	Subtract line 14b from line 14a	14c
15	Qualified medical expenses paid using HSA distributions (see instructions)	15
16	Taxable HSA distributions. Subtract line 15 from line 14c. If zero or less, enter -0-. Also, include this amount in the total on Schedule 1 (Form 1040), Part I, line 8f	16
17a	If any of the distributions included on line 16 meet any of the Exceptions to the Additional 20% Tax (see instructions), check here <input type="checkbox"/>	
b	Additional 20% tax (see instructions). Enter 20% (0.20) of the distributions included on line 16 that are subject to the additional 20% tax. Also, include this amount in the total on Schedule 2 (Form 1040), Part II, line 17c	17b

Part III Income and Additional Tax for Failure To Maintain HDHP Coverage. See the instructions before completing this part. If you are filing jointly and both you and your spouse each have separate HSAs, complete a separate Part III for each spouse.

18	Last-month rule	18
19	Qualified HSA funding distribution	19
20	Total income. Add lines 18 and 19. Include this amount on Schedule 1 (Form 1040), Part I, line 8f	20
21	Additional tax. Multiply line 20 by 10% (0.10). Include this amount in the total on Schedule 2 (Form 1040), Part II, line 17d	21

Paid Preparer's Due Diligence Checklist
*Earned Income Credit (EIC), American Opportunity Tax Credit (AOTC),
Child Tax Credit (CTC) (including the Additional Child Tax Credit (ACTC) and
Credit for Other Dependents (ODC)), and Head of Household (HOH) Filing Status*
**To be completed by preparer and filed with Form 1040, 1040-SR, 1040-NR, 1040-PR, or 1040-SS.
Go to www.irs.gov/Form8867 for instructions and the latest information.**

Taxpayer name(s) shown on return GAGAN FNU & JYOTI SHARMA		Taxpayer identification number 194-59-0613
Preparer's name VENKATA SAI PAVAN KUMAR DUDIPALLI		Preparer tax identification number P02470833

Part I Due Diligence Requirements

Please check the appropriate box for the credit(s) and/or HOH filing status claimed on the return and complete the related Parts I-V for the benefit(s) claimed (check all that apply). EIC CTC/ACTC/ODC AOTC HOH

	Yes	No	N/A
1 Did you complete the return based on information for the applicable tax year provided by the taxpayer or reasonably obtained by you?	<input checked="" type="checkbox"/>	<input type="checkbox"/>	
2 If credits are claimed on the return, did you complete the applicable EIC and/or CTC/ACTC/ODC worksheets found in the Form 1040, 1040-SR, 1040-NR, 1040-PR, 1040-SS, or Schedule 8812 (Form 1040) instructions, and/or the AOTC worksheet found in the Form 8863 instructions, or your own worksheet(s) that provides the same information, and all related forms and schedules for each credit claimed?	<input checked="" type="checkbox"/>	<input type="checkbox"/>	<input type="checkbox"/>
3 Did you satisfy the knowledge requirement? To meet the knowledge requirement, you must do both of the following. • Interview the taxpayer, ask questions, and contemporaneously document the taxpayer's responses to determine that the taxpayer is eligible to claim the credit(s) and/or HOH filing status. • Review information to determine that the taxpayer is eligible to claim the credit(s) and/or HOH filing status and to figure the amount(s) of any credit(s)	<input checked="" type="checkbox"/>	<input type="checkbox"/>	
4 Did any information provided by the taxpayer or a third party for use in preparing the return, or information reasonably known to you, appear to be incorrect, incomplete, or inconsistent? (If "Yes," answer questions 4a and 4b. If "No," go to question 5.)	<input type="checkbox"/>	<input checked="" type="checkbox"/>	
a Did you make reasonable inquiries to determine the correct, complete, and consistent information?	<input type="checkbox"/>	<input type="checkbox"/>	
b Did you contemporaneously document your inquiries? (Documentation should include the questions you asked, whom you asked, when you asked, the information that was provided, and the impact the information had on your preparation of the return.)	<input type="checkbox"/>	<input type="checkbox"/>	
5 Did you satisfy the record retention requirement? To meet the record retention requirement, you must keep a copy of your documentation referenced in question 4b, a copy of this Form 8867, a copy of any applicable worksheet(s), a record of how, when, and from whom the information used to prepare Form 8867 and any applicable worksheet(s) was obtained, and a copy of any document(s) provided by the taxpayer that you relied on to determine eligibility for the credit(s) and/or HOH filing status or to figure the amount(s) of the credit(s) List those documents provided by the taxpayer, if any, that you relied on: _____ _____ _____	<input checked="" type="checkbox"/>	<input type="checkbox"/>	
6 Did you ask the taxpayer whether he/she could provide documentation to substantiate eligibility for the credit(s) and/or HOH filing status and the amount(s) of any credit(s) claimed on the return if his/her return is selected for audit?	<input checked="" type="checkbox"/>	<input type="checkbox"/>	
7 Did you ask the taxpayer if any of these credits were disallowed or reduced in a previous year? (If credits were disallowed or reduced, go to question 7a; if not, go to question 8.)	<input checked="" type="checkbox"/>	<input type="checkbox"/>	<input type="checkbox"/>
a Did you complete the required recertification Form 8862?	<input type="checkbox"/>	<input type="checkbox"/>	<input type="checkbox"/>
8 If the taxpayer is reporting self-employment income, did you ask questions to prepare a complete and correct Schedule C (Form 1040)?	<input checked="" type="checkbox"/>	<input type="checkbox"/>	<input type="checkbox"/>

Part II Due Diligence Questions for Returns Claiming EIC (If the return does not claim EIC, go to Part III.)

Table with 3 columns: Question, Yes, No, N/A. Rows 9a, 9b, 9c regarding EIC eligibility.

Part III Due Diligence Questions for Returns Claiming CTC/ACTC/ODC (If the return does not claim CTC, ACTC, or ODC, go to Part IV.)

Table with 3 columns: Question, Yes, No, N/A. Rows 10, 11, 12 regarding CTC/ACTC/ODC eligibility.

Part IV Due Diligence Questions for Returns Claiming AOTC (If the return does not claim AOTC, go to Part V.)

Table with 3 columns: Question, Yes, No. Row 13 regarding AOTC substantiation.

Part V Due Diligence Questions for Claiming HOH (If the return does not claim HOH filing status, go to Part VI.)

Table with 3 columns: Question, Yes, No. Row 14 regarding HOH filing status.

Part VI Eligibility Certification

You will have complied with all due diligence requirements for claiming the applicable credit(s) and/or HOH filing status on the return of the taxpayer identified above if you:

- A. Interview the taxpayer, ask adequate questions, contemporaneously document the taxpayer's responses on the return or in your notes, review adequate information to determine if the taxpayer is eligible to claim the credit(s) and/or HOH filing status and to figure the amount(s) of the credit(s);
B. Complete this Form 8867 truthfully and accurately and complete the actions described in this checklist for any applicable credit(s) claimed and HOH filing status, if claimed;
C. Submit Form 8867 in the manner required; and
D. Keep all five of the following records for 3 years from the latest of the dates specified in the Form 8867 instructions under Document Retention.
1. A copy of this Form 8867.
2. The applicable worksheet(s) or your own worksheet(s) for any credit(s) claimed.
3. Copies of any documents provided by the taxpayer on which you relied to determine the taxpayer's eligibility for the credit(s) and/or HOH filing status and to figure the amount(s) of the credit(s).
4. A record of how, when, and from whom the information used to prepare this form and the applicable worksheet(s) was obtained.
5. A record of any additional information you relied upon, including questions you asked and the taxpayer's responses, to determine the taxpayer's eligibility for the credit(s) and/or HOH filing status and to figure the amount(s) of the credit(s).

If you have not complied with all due diligence requirements, you may have to pay a penalty for each failure to comply related to a claim of an applicable credit or HOH filing status (see instructions for more information).

Table with 3 columns: Question, Yes, No. Row 15 regarding certification of answers.

Additional Medicare Tax

If any line does not apply to you, leave it blank. See separate instructions.
 Attach to Form 1040, 1040-SR, 1040-NR, or 1040-SS.
 Go to www.irs.gov/Form8959 for instructions and the latest information.

Name(s) shown on return

GAGAN FNU & JYOTI SHARMA

Your social security number

194-59-0613

Part I Additional Medicare Tax on Medicare Wages

1	Medicare wages and tips from Form W-2, box 5. If you have more than one Form W-2, enter the total of the amounts from box 5	1	267,339.		
2	Unreported tips from Form 4137, line 6	2			
3	Wages from Form 8919, line 6	3			
4	Add lines 1 through 3	4	267,339.		
5	Enter the following amount for your filing status: Married filing jointly \$250,000 Married filing separately \$125,000 Single, Head of household, or Qualifying surviving spouse . . . \$200,000	5	250,000.		
6	Subtract line 5 from line 4. If zero or less, enter -0-	6		17,339.	
7	Additional Medicare Tax on Medicare wages. Multiply line 6 by 0.9% (0.009). Enter here and go to Part II	7			156.

Part II Additional Medicare Tax on Self-Employment Income

8	Self-employment income from Schedule SE (Form 1040), Part I, line 6. If you had a loss, enter -0-	8			
9	Enter the following amount for your filing status: Married filing jointly \$250,000 Married filing separately \$125,000 Single, Head of household, or Qualifying surviving spouse . . . \$200,000	9			
10	Enter the amount from line 4	10			
11	Subtract line 10 from line 9. If zero or less, enter -0-	11			
12	Subtract line 11 from line 8. If zero or less, enter -0-	12			
13	Additional Medicare Tax on self-employment income. Multiply line 12 by 0.9% (0.009). Enter here and go to Part III	13			

Part III Additional Medicare Tax on Railroad Retirement Tax Act (RRTA) Compensation

14	Railroad retirement (RRTA) compensation and tips from Form(s) W-2, box 14 (see instructions)	14			
15	Enter the following amount for your filing status: Married filing jointly \$250,000 Married filing separately \$125,000 Single, Head of household, or Qualifying surviving spouse . . . \$200,000	15			
16	Subtract line 15 from line 14. If zero or less, enter -0-	16			
17	Additional Medicare Tax on railroad retirement (RRTA) compensation. Multiply line 16 by 0.9% (0.009). Enter here and go to Part IV	17			

Part IV Total Additional Medicare Tax

18	Add lines 7, 13, and 17. Also include this amount on Schedule 2 (Form 1040), line 11 (Form 1040-SS filers, see instructions), and go to Part V	18			156.
-----------	--	-----------	--	--	------

Part V Withholding Reconciliation

19	Medicare tax withheld from Form W-2, box 6. If you have more than one Form W-2, enter the total of the amounts from box 6	19	3,877.		
20	Enter the amount from line 1	20	267,339.		
21	Multiply line 20 by 1.45% (0.0145). This is your regular Medicare tax withholding on Medicare wages	21	3,876.		
22	Subtract line 21 from line 19. If zero or less, enter -0-. This is your Additional Medicare Tax withholding on Medicare wages	22		1.	
23	Additional Medicare Tax withholding on railroad retirement (RRTA) compensation from Form W-2, box 14 (see instructions)	23			
24	Total Additional Medicare Tax withholding. Add lines 22 and 23. Also include this amount with federal income tax withholding on Form 1040, 1040-SR, or 1040-NR, line 25c (Form 1040-SS filers, see instructions)	24			1.

Additional Information From 2023 Federal Tax Return**Schedule C (SOFTWARE SERVICES): Profit or Loss from Business****Line 20b****Itemization Statement**

Description	Amount
RENT(12M*\$3004PM)	36,048.
Total	36,048.

Schedule C (SOFTWARE SERVICES): Profit or Loss from Business**Line 25****Itemization Statement**

Description	Amount
MOBILE BILL(12M*\$29PM)	348.
INTERNET(12M*\$69PM)	828.
ELECTRICITY(12M*\$200PM)	2,400.
Total	3,576.



New York State E-File Signature Authorization for Tax Year 2023

For Forms IT-201, IT-201-X, IT-203, IT-203-X, IT-214, and NYC-210

Electronic return originator (ERO): Do not mail this form to the Tax Department. Keep it for your records.

Taxpayer's name GAGAN FNU	Spouse's name (jointly filed return only) JYOTI SHARMA
------------------------------	---

Purpose

Form TR-579-IT must be completed to authorize an ERO to e-file a personal income tax return and to transmit bank account information for the electronic funds withdrawal.

EROs must complete Part C prior to transmitting electronically filed income tax returns (Forms IT-201, IT-201-X, IT-203, IT-203-X, IT-214, and NYC-210).

Both the paid preparer and the ERO are required to sign Part C. However, an individual performing as both the paid preparer and the ERO is only required to sign as the paid preparer. It is not necessary to include the ERO signature in this case. Note that an alternative signature can be used as described in Publication 58, *Information for Income Tax Return Preparers*, available on our website.

General instructions

Taxpayers must complete Part B before the ERO transmits the taxpayer's electronically filed Forms IT-201, *Resident Income Tax Return*, IT-201-X, *Amended Resident Income Tax Return*, IT-203, *Nonresident and Part-Year Resident Income Tax Return*, IT-203-X, *Amended Nonresident and Part-Year Resident Income Tax Return*, IT-214, *Claim for Real Property Tax Credit*, and NYC-210, *Claim for New York City School Tax Credit*. Note that an electronic signature can be used as described in TSB-M-20(1)C, (2)I, *E-File Authorizations (TR-579 forms) for Taxpayers Using a Paid Preparer for Electronically Filed Tax Returns*.

This form is not required for electronically filed Form IT-370, *Application for Automatic Six-Month Extension of Time to File for Individuals*. See Form TR-579.1-IT, *New York State Taxpayer Authorization for Electronic Funds Withdrawal for Tax Year 2023 Form IT-370 and Tax Year 2024 Form IT-2105*.

For returns filed jointly, both spouses must complete and sign Form TR-579-IT.

Part A – Tax return information

1 Federal adjusted gross income (from applicable line).....	1.	271229.
2 Refund	2.	1894.
3 Amount you owe	3.	
4 Financial institution routing number	4.	021000322
5 Financial institution account number	5.	483095182592
6 Account type: <input checked="" type="checkbox"/> Personal checking <input type="checkbox"/> Personal savings <input type="checkbox"/> Business checking <input type="checkbox"/> Business savings		

Part B – Declaration of taxpayer and authorizations for Forms IT-201, IT-201-X, IT-203, IT-203-X, IT-214, and NYC-210

Under penalty of perjury, I declare that I have examined the information on my 2023 New York State electronic personal income tax return, including any accompanying schedules, attachments, and statements, and certify that my electronic return is true, correct, and complete. The ERO has my consent to send my 2023 New York State electronic return to New York State through the Internal Revenue Service (IRS). In addition, by using a computer system and software to prepare and transmit my form electronically, I consent to the disclosure to New York State of all information pertaining to the transmission of my tax form electronically. I understand that by executing this Form TR-579-IT, I am authorizing the ERO to sign and file this return on my behalf and agree that the ERO's submission of my personal income tax return to the

IRS, together with this authorization, will serve as the electronic signature for the return and any authorized payment transaction. If I am paying my New York State personal income taxes due by electronic funds withdrawal, I certify that the account holder has authorized the New York State Tax Department and its designated financial agents to initiate an electronic funds withdrawal from the financial institution account indicated on my 2023 electronic return, and authorized the financial institution to withdraw the amount from that account. As New York does not support International ACH Transactions (IAT), I attest the source for these funds is within the United States. I understand and agree that I may revoke this authorization for payment only by contacting the Tax Department no later than two (2) business days prior to the payment date.

Taxpayer's signature	Date
Spouse's signature (jointly filed return only)	Date

Part C – Declaration of electronic return originator (ERO) and paid preparer

Under penalty of perjury, I declare that the information contained in this 2023 New York State electronic personal income tax return is the information furnished to me by the taxpayer. If the taxpayer furnished me a completed paper 2023 New York State return signed by a paid preparer, I declare that the information contained in the taxpayer's 2023 New York State electronic return

is identical to that contained in the paper copy of the return. If I am the paid preparer, under penalty of perjury I declare that I have examined this 2023 New York State electronic personal income tax return, and, to the best of my knowledge and belief, the return is true, correct, and complete. I have based this declaration on all information available to me.

Do not mail Form TR-579-IT to the Tax Department:

EROs must keep this form for three years and present it to the Tax Department upon request.

ERO's signature	Print name GLOBAL TAXES LLC	Date
Paid preparer's signature	Print name VENKATA SAI PAVAN KUMAR DUDIPALLI	Date



Department of Taxation and Finance

Nonresident and Part-Year Resident Income Tax Return

New York State • New York City • Yonkers • MCTMT

For the year January 1, 2023, through December 31, 2023, or fiscal year beginning

IT-203

23

and ending

For help completing your return, see the instructions, Form IT-203-I.

Your first name and middle initial GAGAN		Your last name (for a joint return, enter spouse's name on line below) FNU		Your date of birth (mmddyyyy) 01011989		Your Social Security number 194590613	
Spouse's first name and middle initial JYOTI		Spouse's last name SHARMA		Spouse's date of birth (mmddyyyy) 01011991		Spouse's Social Security number 387397420	
Mailing address (see instructions) (number and street or PO Box) 45 RIVER DR S				Apartment number 3304		New York State county of residence NR	
City, village, or post office JERSEY CITY		State NJ	ZIP code 07310	Country UNITED STATES		School district name NR	
Taxpayer's permanent home address (see instructions) (no. and street or rural route)				Apartment no.		City, village, or post office	
						School district code number	
State		ZIP code		Country		Decedent information	
						Taxpayer's date of death	
						Spouse's date of death	

A Filing status (mark an X in one box):

- ① Single
- ② Married filing joint return (enter both spouses' Social Security numbers above)
- ③ Married filing separate return (enter both spouses' Social Security numbers above)
- ④ Head of household (with qualifying person)
- ⑤ Qualifying surviving spouse

B Did you itemize your deductions on your 2023 federal income tax return? Yes No

C Can you be claimed as a dependent on another taxpayer's federal return? Yes No

D1 Did you have a financial account located in a foreign country? Yes No

D2 (1) Did you or your spouse maintain living quarters in Yonkers for any part of 2023? Yes No
If Yes:

(2) Number of months you lived in Yonkers in 2023 ...

(3) Number of months your spouse lived in Yonkers in 2023 ...

If No:

(4) Did you or your spouse work in Yonkers while not living in Yonkers for any part of 2023 ... Yes No

E New York City part-year residents only (This includes the Bronx, Brooklyn, Manhattan, Queens, and Staten Island)

(1) Number of months you lived in NY City in 2023

(2) Number of months your spouse lived in NY City in 2023

F Enter your 2-character special condition code(s) if applicable

G New York State part-year residents

Enter the date you moved into or out of NYS (mmddyyyy)

On the last day of the tax year (mark an X in one box):

1) Lived in NYS

2) Lived outside NYS; received income from NYS sources during nonresident period

3) Lived outside NYS; received no income from NYS sources during nonresident period

H Did you or your spouse maintain living quarters in NYS in 2023? Yes No
(if Yes, complete Form IT-203-B)

I Dependent information

First name and middle initial	Last name	Relationship	Social Security number	Date of birth (mmddyyyy)
RITHANYA	SACHDEVA	DAUGHTER	989986799	11142021

If more than 6 dependents, mark an X in the box.

203001233555



For office use only

NO HANDWRITTEN ENTRIES, OTHER THAN SIGNATURE, ON THIS FORM

Enter your Social Security number
194590613

Federal income and adjustments

Federal amount
Whole dollars only

New York State amount
Whole dollars only

Table with 3 columns: Line number, Federal amount, New York State amount. Rows include Wages, salaries, tips, etc.; Taxable interest income; Ordinary dividends; Taxable refunds, credits, or offsets of state and local income taxes; Alimony received; Business income or loss; Capital gain or loss; Other gains or losses; Taxable amount of IRA distributions; Taxable amount of pensions/annuities; Rental real estate, royalties, partnerships, S corporations, trusts, etc.; Rental real estate included in line 11; Farm income or loss; Unemployment compensation; Taxable amount of Social Security benefits; Other income; Add lines 1 through 11 and 13 through 16; Total federal adjustments to income; Federal adjusted gross income.

New York additions

Table with 3 columns: Line number, Federal amount, New York State amount. Rows include Interest income on state and local bonds and obligations; Public employee 414(h) retirement contributions; Other; Add lines 19 through 22.

New York subtractions

Table with 3 columns: Line number, Federal amount, New York State amount. Rows include Taxable refunds, credits, or offsets of state and local income taxes; Pensions of NYS and local governments and the federal government; Taxable amount of Social Security benefits; Interest income on U.S. government bonds; Pension and annuity income exclusion; Other; Add lines 24 through 29; New York adjusted gross income.

32 Enter the amount from line 31, Federal amount column 271229 .00

NO HANDWRITTEN ENTRIES, OTHER THAN SIGNATURE, ON THIS FORM

203002233555



Standard deduction or itemized deduction

33 Enter your **standard deduction** or your **itemized deduction** (from Form IT-196).
 Mark an **X** in the appropriate box: ... **Standard** – or – **Itemized**

33	16050.00
34 Subtract line 33 from line 32 (if line 33 is more than line 32, leave blank)	255179.00
35 Dependent exemptions (enter the number of dependents listed in Item I; see instructions)	1 000.00
36 New York taxable income (subtract line 35 from line 34)	254179.00

Tax computation, credits, and other taxes

37 New York taxable income (from line 36)	254179.00
38 New York State tax on line 37 amount	15251.00
39 New York State household credit	.00
40 Subtract line 39 from line 38 (if line 39 is more than line 38, leave blank)	15251.00
41 New York State child and dependent care credit	.00
42 Subtract line 41 from line 40 (if line 41 is more than line 40, leave blank)	15251.00
43 New York State earned income credit	.00

44 Base tax (subtract line 43 from line 42; if line 43 is more than line 42, leave blank)	15251.00
---	----------

45 Income percentage	New York State amount from line 31	Federal amount from line 31	=	Round result to 4 decimal places
	178924.00	271229.00		0.6597

46 Allocated New York State tax (multiply line 44 by the decimal on line 45)	10061.00
47 New York State nonrefundable credits (Form IT-203-ATT, line 8)	.00
48 Subtract line 47 from line 46 (if line 47 is more than line 46, leave blank)	10061.00
49 Net other New York State taxes (Form IT-203-ATT, line 33)	.00
50 Total New York State taxes (add lines 48 and 49)	10061.00

New York City and Yonkers taxes, credits, and surcharges, and MCTMT

51 Part-year New York City resident tax (Form IT-360.1)	51	.00	See instructions to compute New York City and Yonkers taxes, credits, and surcharges.
52 Part-year resident nonrefundable New York City child and dependent care credit	52	.00	
52a Subtract line 52 from line 51	52a	.00	
52b MCTMT net earnings base for Zone 1..	52b	.00	See instructions to compute the MCTMT for each zone.
52c MCTMT net earnings base for Zone 2..	52c	.00	
52d MCTMT for Zone 1	52d	.00	
52e MCTMT for Zone 2	52e	.00	
52f Total MCTMT (add lines 52d and 52e)	52f	.00	
53 Yonkers nonresident earnings tax (Form Y-203)	53	.00	
54 Part-year Yonkers resident income tax surcharge (Form IT-360.1)	54	.00	
55 Total New York City and Yonkers taxes / surcharges and MCTMT (add lines 52a, and 52f through 54)	55	.00	

56 Sales or use tax (Do not leave blank.)	0.00
---	------

57 Voluntary contributions (Form IT-227, Part 2, line 1)	.00
--	-----

58 Total New York State, New York City, Yonkers, and sales or use taxes, MCTMT, and voluntary contributions (add lines 50, 55, 56, and 57)	10061.00
---	----------

NO HANDWRITTEN ENTRIES, OTHER THAN SIGNATURE, ON THIS FORM



Enter your Social Security number
194590613

59 Enter amount from line 58 59 10061.00

Payments and refundable credits

Table with 2 columns: Description and Amount. Rows include NYC school tax credit, other refundable credits, and total payments and refundable credits.

If applicable, complete Form(s) IT-2 and/or IT-1099-R and submit them with your return. Do not send federal Form W-2 with your return.

Your refund, amount you owe, and account information

Table with 2 columns: Description and Amount. Rows include amount overpaid, amount available for refund, and total refund after NYS 529 account deposit.

Mark one refund choice: [X] direct deposit to checking or savings account (fill in line 73) - or - [] paper check

Refund? Direct deposit is the easiest, fastest way to get your refund. See instructions for payment options.

Table with 2 columns: Description and Amount. Rows include amount applied to 2024 estimated tax, amount owed, and other penalties and interest.

See instructions for the proper assembly of your return.

If the funds for your payment (or refund) would come from (or go to) an account outside the U.S., mark an X in this box []

73a Account type: [X] Personal checking - or - [] Personal savings - or - [] Business checking - or - [] Business savings
73b Routing number 021000322 73c Account number 483095182592

74 Electronic funds withdrawal Date [] Amount [].00

Third-party designee? (see instr.) Yes [] No [X] Print designee's name, Designee's phone number, Personal identification number (PIN), Email:

Paid preparer must complete: Preparer's signature, Preparer's printed name, Firm's name, Address, Preparer's PTIN or SSN, Employer identification number, Date.

Taxpayer(s) must sign here: Your signature, Your occupation, Spouse's signature and occupation, Date, Daytime phone number, Email.

See instructions for where to mail your return.

NO HANDWRITTEN ENTRIES, OTHER THAN SIGNATURE, ON THIS FORM





Department of Taxation and Finance

Passive Activity Loss Limitations

For Nonresidents and Part-Year Residents

IT-182

Submit with your Form IT-203 or IT-205.

Name as shown on return GAGAN FNU AND JYOTI SHARMA	Identifying number as shown on return 194590613
---	--

See the instructions on page 4, before completing this form.

Part I – Passive activity loss (see instructions)

Rental real estate activities with active participation

1a Activities with net income from Part IV, column (a)	1a	.00	
1b Activities with net loss from Part IV, column (b)	1b	.00	
1c Prior years unallowed losses from Part IV, column (c) (see instructions)	1c	.00	
1d Add lines 1a, 1b, and 1c.....	1d		.00

All other passive activities

2a Activities with net income from Part V, column (a)	2a	0 .00	
2b Activities with net loss from Part V, column (b)	2b	-81257 .00	
2c Prior years unallowed losses from Part V, column (c) (see instructions)	2c	.00	
2d Add lines 2a, 2b, and 2c.....	2d		-81257 .00

3 Add lines 1d and 2d and subtract any prior year unallowed CRD (see instructions). **Note:** If this line is zero or more, stop here and submit this form with your return; all losses are allowed, including any prior year unallowed losses entered on line 1c or 2c. Report the losses on the forms and schedules normally used.

3	-81257 .00
---	------------

If line 3 is a loss and: • Line 1d is a loss, go to Part II.
• Line 2d is a loss (and line 1d is zero or more), skip Part II and go to Part III, line 10.

Caution: If married filing separately, filing status ③, and you lived with your spouse at any time during the year, **do not** complete Part II. Instead, go to line 10.

Part II – Special allowance for rental real estate activities with active participation (see instructions)

Note: Enter all numbers in Part II as positive amounts (greater than zero). See instructions.

4 Enter the smaller of the loss on line 1d or the loss on line 3.....	4	.00
5 Enter 150,000 (if married filing separately, see instructions)	5	.00
6 Enter federal modified adjusted gross income, but not less than zero (see instr.)	6	.00
Note: If line 6 is greater than or equal to line 5, skip lines 7 and 8, and leave line 9 blank. Otherwise, go to line 7.		
7 Subtract line 6 from line 5	7	.00
8 Multiply line 7 by 50% (.5). Do not enter more than 25,000. (If married filing separately, filing status ③, see instr.) ..	8	.00
9 Enter the smaller of line 4 or line 8 (if line 3 includes any CRD, see instructions)	9	0 .00

Part III – Total losses allowed

10 Add the income, if any, from lines 1a and 2a and enter the total	10	0 .00
11 Total losses allowed from all passive activities for this year. (Add lines 9 and 10. See the instructions to find out how to report the losses on your return.)	11	0 .00

182001233555



Part IV – For Part I, lines 1a, 1b, and 1c (see instructions)

Name of activity/property description and address	Date of acquisition	Date of sale	Current year		Prior years	Overall gain or loss	
			(a) Net income (line 1a)	(b) Net loss (line 1b)	(c) Unallowed loss (line 1c)	(d) Gain	(e) Loss
			.00	.00	.00	.00	.00
			.00	.00	.00	.00	.00
			.00	.00	.00	.00	.00
			.00	.00	.00	.00	.00
			.00	.00	.00	.00	.00
Totals. Enter on Part I, lines 1a, 1b, and 1c.....			.00	.00	.00		

Part V – For Part I, lines 2a, 2b, and 2c (see instructions)

Name of activity/property description and address	Date of acquisition	Date of sale	Current year		Prior years	Overall gain or loss	
			(a) Net income (line 2a)	(b) Net loss (line 2b)	(c) Unallowed loss (line 2c)	(d) Gain	(e) Loss
SOFTWARE SERVIES			0 .00	81257 .00	.00	.00	81257 .00
			.00	.00	.00	.00	.00
			.00	.00	.00	.00	.00
			.00	.00	.00	.00	.00
			.00	.00	.00	.00	.00
Totals. Enter on Part I, lines 2a, 2b, and 2c.....			0 .00	81257 .00	.00		

Part VI – Use this Part if an amount is shown on Part II, line 9 (see instructions)

Name of activity/property description and address	Form or schedule and line number to be reported on	(a) Loss	(b) Ratio	(c) Special Allowance	(d) Subtract column (c) from column (a)
		.00		.00	.00
		.00		.00	.00
		.00		.00	.00
		.00		.00	.00
Totals.....		.00	1.00	.00	.00

Part VII – Allocation of unallowed losses (see instructions)

Name of activity/property description and address	Form or schedule and line number to be reported on	(a) Loss	(b) Ratio	(c) Unallowed loss
SOFTWARE SERVIES	C LN 31	81257 .00	1 .00000000	81257 .00
		.00		.00
		.00		.00
		.00		.00
Totals.....		81257 .00	1.00	81257 .00



Part VIII – Allowed losses (see instructions)

Name of activity/property description and address	Form or schedule and line number to be reported on	(a) Loss	(b) Unallowed loss	(c) Allowed loss
SOFTWARE SERVIES	C LN 31	81257 .00	81257 .00	0 .00
		.00	.00	.00
		.00	.00	.00
		.00	.00	.00
Totals		81257 .00	81257 .00	0 .00

Part IX – Activities with losses reported on two or more different forms or schedules (see instructions)

Name of activity/property description and address:	(a)	(b)	(c) Ratio	(d) Unallowed loss	(e) Allowed loss
Form or schedule and line number to be reported on (see instructions): _____					
1a Net loss plus prior year unallowed loss from form or schedule00				
1b Net income from form or schedule00				
1c Subtract line 1b from line 1a. If zero or less, leave blank00		.00	.00
Form or schedule and line number to be reported on (see instructions): _____					
1a Net loss plus prior year unallowed loss from form or schedule00				
1b Net income from form or schedule00				
1c Subtract line 1b from line 1a. If zero or less, leave blank.....		.00		.00	.00
Form or schedule and line number to be reported on (see instructions): _____					
1a Net loss plus prior year unallowed loss from form or schedule00				
1b Net income from form or schedule00				
1c Subtract line 1b from line 1a. If zero or less, leave blank.....		.00		.00	.00
Totals00	1.00	.00	.00

182003233555





Department of Taxation and Finance

Summary of W-2 Statements

IT-2

New York State • New York City • Yonkers

Do not detach or separate the W-2 Records below. File Form IT-2 as an entire page with your return. See instructions on the back.

W-2 Record 1

Box a Employee's Social Security number for this W-2 Record

194590613

Box b Employer identification number (EIN)

133471788

Box c Employer's information

Employer's name			
ZARA USA INC			
Employer's address (number and street)			
500 FIFTH AVE SUITE 400			
City	State	ZIP code	Country
NEW YORK	NY	10110	

Box 1 Wages, tips, other compensation

178924.00

Box 8 Allocated tips

.00

Box 10 Dependent care benefits

588.00

Box 11 Nonqualified plans

.00

Box 12a Amount

48.00

Code

C

Box 12b Amount

6030.00

Code

D

Box 12c Amount

770.00

Code

W

Box 12d Amount

1615.00

Code

D|D

Box 14a Amount

399.00

Description

PFL

Box 14b Amount

.00

Description

Box 14c Amount

.00

Description

Box 14d Amount

.00

Description

Box 13 Statutory employee

Retirement plan

Third-party sick pay

Corrected (W-2c)

NY State information:

Box 15a NY State

N|Y

Box 16a NYS wages, tips, etc.

178924.00

Box 17a NYS income tax withheld

11955.00

Other state information:

Box 15b other state

N|J

Box 16b Other state wages, tips, etc.

181262.00

Box 17b Other state income tax withheld

0.00

NYC and Yonkers information (see instr.):

Box 18 Local wages, tips, etc.

Locality a .00

Locality b .00

Box 19 Local income tax withheld

Locality a .00

Locality b .00

Box 20 Locality name

Locality a

Locality b

Do not detach.

W-2 Record 2

Box a Employee's Social Security number for this W-2 Record

387397420

Box b Employer identification number (EIN)

222540245

Box c Employer's information

Employer's name			
PGIM INC			
Employer's address (number and street)			
751 BROAD STREET			
City	State	ZIP code	Country
NEWARK	NJ	07102	

Box 1 Wages, tips, other compensation

82385.00

Box 8 Allocated tips

.00

Box 10 Dependent care benefits

4846.00

Box 11 Nonqualified plans

.00

Box 12a Amount

41.00

Code

C

Box 12b Amount

3540.00

Code

A|A

Box 12c Amount

21116.00

Code

D|D

Box 12d Amount

.00

Code

Box 14a Amount

56.00

Description

NJ FLI

Box 14b Amount

175.00

Description

UI/WF/SWF

Box 14c Amount

.00

Description

Box 14d Amount

.00

Description

Box 13 Statutory employee

Retirement plan

Third-party sick pay

Corrected (W-2c)

NY State information:

Box 15a NY State

N|Y

Box 16a NYS wages, tips, etc.

.00

Box 17a NYS income tax withheld

.00

Other state information:

Box 15b other state

N|J

Box 16b Other state wages, tips, etc.

94170.00

Box 17b Other state income tax withheld

2812.00

NYC and Yonkers information (see instr.):

Box 18 Local wages, tips, etc.

Locality a .00

Locality b .00

Box 19 Local income tax withheld

Locality a .00

Locality b .00

Box 20 Locality name


Locality a

Locality b

NO HANDWRITTEN ENTRIES ON THIS FORM

102001233555





0130201010

2023 NJ-1040-V PAYMENT VOUCHER

Payment by Credit Card

You may pay your 2023 New Jersey income taxes or make payment of estimated tax for 2024 by credit card by visiting the Division’s website at nj.gov/taxation.

Payment by E-Check

You may pay your 2023 New Jersey income taxes or make a payment of estimated tax for 2024 by e-check. This option is available on the Division’s Website at: nj.gov/taxation. Taxpayers who do not have access to the Internet can make a payment by calling the Division’s Customer Service Call Center at 609-292-6400. **Do not use the payment voucher if you pay your taxes by e-check.**

Payment by Check

If you are paying your 2023 New Jersey income taxes, with your return, by check, be sure to enclose the payment voucher printed below with your check or money order. Mail to: State of New Jersey, Division of Taxation, Revenue Processing Center, PO Box 111, Trenton, NJ 08645-0111.

If you are paying your 2023 New Jersey income taxes, separate from your return, by check, be sure to enclose the payment voucher printed below with your check or money order. Mail to: State of New Jersey, Division of Taxation, Revenue Processing Center, PO Box 643, Trenton, NJ 08646-0643.

If you are making your first installment payment of estimated tax for 2024, use separate checks or money orders for each payment. Send your 2024 estimated tax payment with a NJ-1040-ES voucher to: State of New Jersey, Division of Taxation, Revenue Processing Center, PO Box 222, Trenton, NJ 08646-0222.

DO NOT CUT THIS PAGE

New Jersey Gross Income Tax
Resident Payment Voucher
NJ-1040-V

194-59-0613 FNUG 387-39-7420
FNU GAGAN & SHARMA JYOTI
45 RIVER DR S APT 3304
JERSEY CITY NJ 07310

1555 2023


Make your check payable to “State of New Jersey – TGI”.
Write your Social Security number and tax year on your check.

State of New Jersey
Division of Taxation
Revenue Processing Center
PO Box 643
Trenton, NJ 08646-0643

Enter amount of payment here:

1836.00





NJ-1040
2023
Page 1

040MP01230

2023 NJ-1040
New Jersey Resident Income Tax Return

For Privacy Act Notification, See Instructions

1555

Your Social Security Number (required)
194590613

Last Name, First Name, Initial (Joint Filers enter first name and middle initial of each. Enter spouse's/ CU partner's last name ONLY if different.)
FNU GAGAN & SHARMA JYOTI

Spouse's/ CU Partner's SSN (if filing jointly)
387397420

County/Municipality Code (See Table page 50) 0101
Home Address (Number and Street, including apartment number)
45 RIVER DR S APT 3304

City, Town, Post Office	State	ZIP Code
JERSEY CITY	NJ	07310

Driver's License Number (Voluntary) (See instructions)
G01312670001891


- Federal extension filed.
- The address above is a foreign address.
- Your address has changed.
- Death certificate is enclosed.
- Do not want a paper form next year.
- I authorize the Division of Taxation to discuss my return and enclosures with my preparer.
- NJ-1040-O is enclosed.


Gubernatorial Elections Fund Note: This does not reduce your refund or increase your balance due.

Do you want to designate \$1 to the Gubernatorial Elections Fund?	You	Yes	No
If joint return, does your spouse want to designate \$1?	Spouse/ CU Partner	Yes	No

Direct Deposit Information

dd1. Direct deposit indicator (1 for direct deposit, 4 for no direct deposit)	dd1.	4
dd2. Account type (C for checking, S for savings)	dd2.	
dd3. Fill in the checkbox if the direct deposit is going to an account outside the United States	dd3.	
dd4. Routing number	dd4.	
dd5. Account number	dd5.	





Name(s) as shown on Form NJ-1040
FNU GAGAN & SHARMA JYOTI

Your Social Security Number
194590613

1555

Part-year residents, provide months/days you were a New Jersey resident during 2023:
From: To:

Fiscal year filers only:
Enter month of your year end 2 0 2 4

Filing Status
Fill in only one.

- 1. Single
- 2. Married/CU Couple, filing joint return
- 3. Married/CU Partner, filing separate return
- 4. Head of Household Enter spouse's/CU partner's SSN
- 5. Qualifying Widow(er)/Surviving CU Partner
Indicate the year of your spouse's/CU partner's death: 2021 2022


Exemptions

Fill in the ovals that apply. You must enter a total in the boxes to the right and complete the calculation.

6. Regular	<input checked="" type="checkbox"/>	Self	<input checked="" type="checkbox"/>	Spouse/CU Partner	Domestic Partner	2	x \$1,000 =	<u>2000</u>
7. Senior 65+ (Born in 1958 or earlier)		Self		Spouse/CU Partner			x \$1,000 =	_____
8. Blind/Disabled		Self		Spouse/CU Partner			x \$1,000 =	_____
9. Veteran		Self		Spouse/CU Partner			x \$6,000 =	_____
10. Qualified Dependent Children						1	x \$1,500 =	<u>1500</u>
11. Other Dependents							x \$1,500 =	_____
12. Dependents Attending Colleges (See instructions)							x \$1,000 =	_____
13. Total Exemption Amount (Add totals from the lines at 6 through 12)						13.		<u>3500</u> .

14. Dependent Information. Provide the following information for each dependent.

	Last Name, First Name, Middle Initial	Social Security Number	Birth Year	No Health Insurance
a.	<u>SACHDEVA, RITHANYA</u>	<u>989986799</u>	<u>2021</u>	
b.	_____			
c.	_____			
d.	_____			



040MP03230

Name(s) as shown on Form NJ-1040
FNU GAGAN & SHARMA JYOTI

Your Social Security Number
194590613

1555

15. Wages, salaries, tips, and other employee compensation (State wages from Box 16 of enclosed W-2(s)) (See instructions)	15.	273094 .	
16a. Taxable interest income (Enclose federal Schedule B if over \$1,500) (See instructions)	16a.	633 .	
16b. Tax-exempt interest income (Enclose Schedule) (See instructions) Do not include on line 16a	16b.	. .	
17. Dividends	17.	348 .	
18. Net profits from business (Schedule NJ-BUS-1, Part I, line 4) (Enclose federal Schedule C)	18.	. .	
19. Net gains or income from disposition of property (Schedule NJ-DOP, line 4)	19.	42 .	
20a. Taxable pensions, annuities, and IRA distributions/withdrawals (See instructions)	20a.	. .	
20b. Excludable pension, annuity, and IRA distributions/withdrawals	20b.	. .	
21. Distributive Share of Partnership Income (Schedule NJ-BUS-1, Part II, line 4) (Enclose Schedule NJ-K-1 or federal Schedule K-1)	21.	. .	
22. Net pro rata share of S Corporation Income (Schedule NJ-BUS-1, Part III, line 4) (Enclose Schedule NJ-K-1 or federal Schedule K-1)	22.	. .	
23. Net gains or income from rents, royalties, patents, and copyrights (Schedule NJ-BUS-1, Part IV, line 4)	23.	. .	
24. Net gambling winnings (See instructions)	24.	. .	
25. Alimony and separate maintenance payments received	25.	. .	
26. Other (Enclose documents) (See instructions)	26.	. .	
27. Total Income (Add lines 15, 16a, 17 through 20a, and 21 through 26)	27.	274117 .	
28a. Pension/Retirement Exclusion (See instructions)	28a.	. .	
28b. Other Retirement Income Exclusion (See Worksheet D and instructions pages 19-20)	28b.	. .	
28c. Total Exclusion Amount (Add lines 28a and 28b)	28c.	. .	
29. New Jersey Gross Income (Subtract line 28c from line 27) (See instructions)	29.	274117 .	
30. Exemption Amount (Enter amount from line 13. Part-year residents see instr.)	30.	3500 .	
31. Medical Expenses (See Worksheet F and instructions)	31.	. .	
32. Alimony and separate maintenance payments (See instructions)	32.	. .	
33. Qualified Conservation Contribution	33.	. .	
34. Health Enterprise Zone Deduction	34.	. .	
35. Alternative Business Calculation Adjustment (Schedule NJ-BUS-2, line 11)	35.	0 .	
36. Organ/Bone Marrow Donation Deduction (See instructions)	36.	. .	
37a. NJBEST Deduction	37a.	. .	
37b. NJCLASS Deduction	37b.	. .	
37c. NJ Higher Ed. Tuition Deduction	37c.	. .	
38. Total Exemptions and Deductions (Add lines 30 through 37c)	38.	3500 .	
39. Taxable Income (Subtract line 38 from line 29)	39.	270617 .	
40a. Total Property Taxes (18% of Rent) Paid (See instructions page 25)	40a.	. .	
40b. Indicate your residency status during 2023 (fill in only one)			
	Homeowner	Tenant	Both
41. Property Tax Deduction (From Worksheet H) (See instructions)	41.	. .	
42. New Jersey Taxable Income (Subtract line 41 from line 39)	42.	270617 .	
43. Tax on amount on line 42 (Tax Table page 52)	43.	13196 .	
44. Credit For Income Taxes Paid to Other Jurisdictions (Enclose Schedule NJ-COJ) (See instructions)	44.	8613 .	
Enter Code		32	
45. Balance of Tax (Subtract line 44 from line 43)	45.	4583 .	
46. Sheltered Workshop Tax Credit	46.	. .	
47. Gold Star Family Counseling Credit (See instructions)	47.	. .	
48. Credit for Employer of Organ/Bone Marrow Donor (See instructions)	48.	. .	
49. Total Credits (Add lines 46 through 48)	49.	. .	
50. Balance of Tax After Credits (Subtract line 49 from line 45) If zero or less, make no entry	50.	4583 .	
51. Use Tax Due on Internet, Mail-Order, or Other Out-of-State Purchases (See instructions) If no Use Tax, enter 0	51.	0 .	
52. Interest on Underpayment of Estimated Tax	52.	65 .	
Fill in if Form NJ-2210 is enclosed		X	
53a. Fill in if anyone in your tax household does not currently have health insurance. (Enclose NJ-EZ Enroll form) (See instructions)	53a.		



Name(s) as shown on Form NJ-1040
FNU GAGAN & SHARMA JYOTI

Your Social Security Number
194590613

1555

53b. If you indicated at line 53a that someone in your tax household does not have health insurance, fill in to allow Get Covered New Jersey to assist with obtaining coverage (See instructions)	53b.	
53c. Shared Responsibility Payment (See instructions) REQUIRED Enclose Schedule NJ-HCC and fill in X	53c.	0 .
54. Total Tax Due (Add lines 50 through 53c)	54.	4648 .
55. Total NJ Income Tax Withheld (Enclose Forms W-2 and 1099) (Part-year residents, see instructions)	55.	2812 .
56. Property Tax Credit (See instructions page 24)	56.	. .
57. New Jersey Estimated Tax Payments/Credit from 2022 tax return	57.	. .
58. New Jersey Earned Income Tax Credit (See instructions) Fill in if you had the IRS calculate your federal earned income credit Fill in if you are a CU couple claiming the NJ Earned Income Tax Credit	58.	. .
59. Excess New Jersey UI/WF/SWF Withheld (Enclose Form NJ-2450) (See instructions)	59.	. .
60. Excess New Jersey Disability Insurance Withheld (Enclose Form NJ-2450) (See instructions)	60.	. .
61. Excess New Jersey Family Leave Insurance Withheld (Enclose Form NJ-2450) (See instructions)	61.	. .
62. Wounded Warrior Caregivers Credit (See instructions)	62.	. .
63. Pass-Through Business Alternative Income Tax Credit (See instructions)	63.	. .
64. Child and Dependent Care Credit (See instructions) Fill in if you are a CU couple claiming the Child and Dependent Care Credit	64.	. .
65. New Jersey Child Tax Credit (See instructions) Number of dependents age 5 or younger on 12/31/2023	65.	. .
66. Total Withholdings, Credits, and Payments (Add lines 55 through 65)	66.	2812 .
67. If line 66 is less than line 54, you have tax due. Subtract line 66 from line 54 and enter the amount you owe If you owe tax, you can still make a donation on lines 70 through 77.	67.	1836 .
68. If the total on line 66 is more than line 54, you have an overpayment. Subtract line 54 from line 66 and enter the overpayment	68.	. .
69. Amount from line 68 you want to credit to your 2024 tax	69.	. .
70. Contribution to N.J. Endangered Wildlife Fund	70.	. .
71. Contribution to N.J. Children's Trust Fund to Prevent Child Abuse	71.	. .
72. Contribution to N.J. Vietnam Veterans' Memorial Fund	72.	. .
73. Contribution to N.J. Breast Cancer Research Fund	73.	. .
74. Contribution to U.S.S. New Jersey Educational Museum Fund	74.	. .
75. Other Designated Contribution (See instructions) Enter Code	75.	. .
76. Other Designated Contribution (See instructions) Enter Code	76.	. .
77. Other Designated Contribution (See instructions) Enter Code	77.	. .
78. Total Adjustments to Tax Due/Overpayment amount (Add lines 69 through 77)	78.	. .
79. Balance due (If line 67 is more than zero, add line 67 and line 78)	79.	1836 .
80. Refund amount (If line 68 is more than zero, subtract line 78 from line 68)	80.	. .

Under penalties of perjury, I declare that I have examined this Income Tax return, including accompanying schedules and statements, and to the best of my knowledge and belief, it is true, correct, and complete. If prepared by a person other than the taxpayer, this declaration is based on all information of which the preparer has any knowledge.

_____ Your Signature	_____ Date	_____ Spouse's/CU Partner's Signature (required if filing jointly)	_____ Date
Paid Preparer's Signature		Federal Identification Number	
VENKATA SAI PAVAN KUMAR DUDIPALLI		P02470833	

_____ Firm's Name	_____ Firm's Federal Employer Identification Number
GLOBAL TAXES LLC	88-2145487

Tax Due Address
Enclose payment along with the NJ-1040-V payment voucher and tax return. Use the labels provided with the envelope and mail to:
State of New Jersey
Division of Taxation
Revenue Processing Center - Payments
PO Box 111
Trenton, NJ 08645-0111
Include Social Security number and make check or money order payable to:
State of New Jersey - TGI
You can also make a payment on our website:
nj.gov/taxation

Refund or No Tax Due Address
Use the labels provided with the envelope and mail to:
New Jersey Division of Taxation
Revenue Processing Center - Refunds
PO Box 555
Trenton, NJ 08647-0555

Schedule NJ-DOP

Net Gains or Income From Disposition of Property

2023

List the net gains or income, less net loss, derived from the sale, exchange, or other disposition of property including real or personal whether tangible or intangible as reported on federal Schedule D.						
	(a)	(b)	(c)	(d)	(e)	(f)
1.	Kind of property and description	Date acquired (mm/dd/yyyy)	Date sold (mm/dd/yyyy)	Gross sales price	Cost or other basis as adjusted (see instructions) and expense of sale	Gain or (loss) (d minus e)
	FIDELITY BROKERAGE SERVICES LLC	01/01/2023	12/31/2023	6,793.	7,178.	-385.
	FIDELITY BROKERAGE SERVICES LLC	01/01/2023	12/31/2023	13,009.	12,590.	419.
	FIDELITY BROKERAGE SERVICES LLC	01/01/2023	12/31/2023	4,475.	4,495.	-20.
	FIDELITY BROKERAGE SERVICES LLC	01/01/2023	01/01/2022	230.	203.	27.
2.	Capital Gains Distributions					1.
3.	Other Net Gains.....					
4.	Net Gains (Add lines 1, 2, and 3.) (Enter here and on line 19. If loss, enter zero here and make no entry on line 19.).....					42.

Schedule NJ-WWC

Wounded Warrior Caregivers Credit

2023

<p>Did you provide care for a relative who was a qualifying armed services member (see instructions)? <input type="radio"/> Yes <input type="radio"/> No</p> <p>If "Yes," enter the name and Social Security number of the qualifying service member.</p> <p style="text-align: center;">- -</p> <p>_____</p> <p style="display: flex; justify-content: space-between;">Last Name, First Name, InitialSocial Security number</p> <p>Enter your relationship to the qualifying service member.</p> <p>_____</p> <p>If "No," you are not eligible for a Wounded Warrior Caregivers Credit. Make no entry on line 62, NJ-1040.</p>			
1. Enter the federal disability compensation of the armed services member	1.		
2. Maximum credit allowed	2.	675	00
3. Enter the lesser of line 1 or line 2	3.		
4. Were you the only caregiver for this service member during the tax year? <input type="radio"/> Yes <input type="radio"/> No If "No," enter your share (percentage) of the total care expenses for the year.	4.		%
5. If you answered "Yes" at line 4, enter the amount from line 3 here and on line 62, NJ-1040. If you answered "No" at line 4, multiply the amount on line 3 by the percentage on line 4. Enter the result here and on line 62, NJ-1040	5.		

Keep a copy of this schedule for your records

Schedule NJ-BUS-1
(Form NJ-1040)

New Jersey Gross Income Tax
Business Income Summary Schedule

2023

Part I Net Profits From Business List the net profit (loss) from business(es). See Instructions.

	Business Name	Social Security Number/ Federal EIN	Profit or (Loss)
1.	SHARMA SOFTWARE SERVIES	387397420	-81,257.
2.			
3.			
4.	Net Profit or (Loss). (Add lines 1, 2, and 3.) (Enter here and on line 18, NJ-1040. If loss, make no entry on line 18.)		-81,257.

Part II Distributive Share of Partnership Income List the distributive share of income (loss) from partnership(s). See instructions.

	Partnership Name	Federal EIN	Share of Partnership Income or (Loss)	Share of Pass-Through Business Alternative Income Tax
1.	CANYON TRANSLATION	920368773	0.	
2.				
3.				
4.	Distributive Share of Partnership Income or (Loss). (Add lines 1, 2, and 3.) (Enter here and on line 21, NJ-1040. If loss, make no entry on line 21.)		0.	
5.	Total Share of Pass-Through Business Alternative Income Tax (Add lines 1, 2, and 3.) (Enter here and include on line 63, NJ-1040.)			

Part III Net Pro Rata Share of S Corporation Income List the pro rata share of income (usable loss) from S corporation(s). See instructions.

	S Corporation Name	Federal EIN	Pro Rata Share of S Corporation Income or (Usable Loss)	Share of Pass-Through Business Alternative Income Tax
1.				
2.				
3.				
4.	Net Pro Rata Share of S Corporation Income or (Usable Loss). (Add lines 1, 2, and 3.) (Enter here and on line 22, NJ-1040. If loss, make no entry on line 22.)			
5.	Total Share of Pass-Through Business Alternative Income Tax (Add lines 1, 2, and 3.) (Enter here and include on line 63, NJ-1040)			

Part IV Net Gains or Income From Rents, Royalties, Patents, and Copyrights List the net gains or net income, less net loss, derived from or in the form of rents, royalties, patents, and copyrights. See instructions.
Type of Property:
1 – Rental real estate 2 – Royalties 3 – Patents 4 – Copyrights

	Source of Income or Loss. If rental real estate, enter physical address of property.	Social Security Number/ Federal EIN	Type – Enter number from list above	Income or (Loss)
1.				
2.				
3.				
4.	Net Income or (Loss). (Add lines 1, 2, and 3.) (Enter here and on line 23, NJ-1040. If loss, make no entry on line 23.)			

Keep a copy of this schedule for your records

Name(s) as shown on Form NJ-1040 FNU GAGAN & SHARMA JYOTI	Social Security Number 194-59-0613
--	---------------------------------------

Schedule NJ-BUS-2 New Jersey Gross Income Tax **2023**
(Form NJ-1040) Alternative Business Calculation Adjustment

Part I Income (Loss)		Column A		Column B	
		Reportable Regular Business Income		Alternative Business Income (Loss)	
1.	Net Profits From Business	1a.	0.	1b.	-81,257.
2.	Distributive Share of Partnership Income	2a.	0.	2b.	0.
3.	Net Pro Rata Share of S Corporation Income	3a.	0.	3b.	0.
4.	Net Gain or Income From Rents, Royalties, Patents, and Copyrights	4a.	0.	4b.	0.
5.	Loss Carryforward From Tax Year 2022			5b.	()
6.	Totals	6a.	0.	6b.	-81,257.
Part II Adjustment Calculation					
7.	Total Regular Business Income	7.	0.		
8.	Total Alternative Business Income/(Loss) (If loss, enter zero)	8.	0.		
9.	Business Increment (Subtract line 8 from line 7)	9.	0.		
10.	Adjustment Percentage	10.	0.50		
11.	Alternative Business Calculation Adjustment (Line 9 x 0.50)	11.	0.		
Part III Loss Carryforward to Tax Year 2024					
12.	Loss Carryforward to Tax Year 2024	12.			(81,257.)

Instructions

- Line 1a. Enter the amount from line 18, Form NJ-1040.
- Line 1b. Enter the amount from Part I, line 4, Schedule NJ-BUS-1 (Form NJ-1040).
- Line 2a. Enter the amount from line 21, Form NJ-1040.
- Line 2b. Enter the amount from Part II, line 4, Schedule NJ-BUS-1 (Form NJ-1040).
- Line 3a. Enter the amount from line 22, Form NJ-1040.
- Line 3b. Enter the amount from Part III, line 4, Schedule NJ-BUS-1 (Form NJ-1040).
- Line 4a. Enter the amount from line 23, Form NJ-1040.
- Line 4b. Enter the amount from Part IV, line 4, Schedule NJ-BUS-1 (Form NJ-1040).
- Line 5b. Enter the amount from line 12 of your 2022 Schedule NJ-BUS-2 (Form NJ-1040).
- Line 6a. Enter the total of lines 1a through 4a.
- Line 6b. Enter the total of lines 1b through 5b, netting gains with losses.
- Line 7. Enter the amount from line 6a of this schedule.
- Line 8. Enter the amount from line 6b of this schedule. If loss, enter zero here.
- Line 9. Subtract line 8 from line 7. If the result is zero, enter zero on line 11 and continue with line 12.
- Line 10. The adjustment percentage for Tax Year 2023 is 50% (0.50).
- Line 11. Multiply the amount on line 9 by 50% (0.50). Enter here and on line 35 of Form NJ-1040.
- Line 12. If the amount on line 6b is a loss, enter the amount of the loss on this line. Otherwise, enter zero.

**NJ-2210
2023**

**Underpayment of Estimated Tax
by Individuals, Estates, or Trusts**

Fill in the oval at line 52, Form NJ-1040, and enclose this form with your return.

Name(s) as shown on Form NJ-1040 FNU GAGAN & SHARMA JYOTI	Social Security Number 194-59-0613
--	---------------------------------------

Part I Figuring Your Underpayment

No interest will be assessed on an underpayment of estimated tax resulting from the provisions of P.L. 2023, c.96, as long as you pay all additional estimated tax by April 15, 2024.

1. 2023 Tax (line 50, Form NJ-1040).....	1.	4,583.
2. Enter the total of lines 55, 56, 58, 59, 60, 61, 62, 63, 64, and 65, Form NJ-1040	2.	2,812.
3. Subtract line 2 from line 1 (If less than \$400, do not complete the rest of this form).....	3.	1,771.
4a. Multiply the amount on line 1 by .80 (80%) (Two-thirds for qualified farmers)	4a.	3,666.
4b. Enter 2022 tax (From Form NJ-1040, line 50)	4b.	

	Payment Due Dates			
	(A) April 18, 2023	(B) June 15, 2023	(C) Sept 15, 2023	(D) Jan 16, 2024
5. Use the lesser amount from either line 4a or 4b and divide by four. Enter the result in each column	916.	916.	917.	917.
6. Estimated tax paid and tax withheld per period (see instr.). If each column on line 6 is greater than the corresponding column on line 5, do not complete the rest of this form	703.	703.	703.	703.
7. Enter the overpayment (line 13) from the previous column. (Complete lines 7 through 13 for one column before completing the next column.)				
8. Add line 6 and line 7	703.	703.	703.	703.
9. Enter the total underpayment (add line 11 and line 12) from the previous column		213.	426.	640.
10. Subtract line 9 from line 8. If zero or less, enter zero	703.	490.	277.	63.
11. Remaining underpayment from previous period. If line 10 is zero, subtract line 8 from line 9. Otherwise enter zero		0.	0.	0.
12. Underpayment (If line 5 is greater than line 10, subtract line 10 from line 5).....	213.	426.	640.	854.
13. Overpayment (If line 10 is greater than line 5, subtract line 5 from line 10).....				

Part II Exceptions

(See instructions. Complete worksheets for exceptions 2, 3, and 4 and enclose calculations for each exception claimed.)

If you meet exception 1 at line 15, do not file this form. These amounts will be verified by the Division of Taxation.

	April 18, 2023	June 15, 2023	Sept 15, 2023	Jan 16, 2024
14. Total amount paid and withheld from January 1 through payment due date shown. (Do not include withholdings after December 31, 2023.) (See instructions).....	703.	1,406.	2,109.	2,812.
15. Exception 1 – Enter 2022 tax (line 50)	25% of 2022 Tax	50% of 2022 Tax	75% of 2022 Tax	100% of 2022 Tax
16. Exception 2 – Tax on 2022 gross income using 2023 exemptions and tax rates	25% of Tax	50% of Tax	75% of Tax	100% of Tax
17. Exception 3 – Tax on annualized 2023 income	20% of Tax	40% of Tax	60% of Tax	
18. Exception 4 – Tax on 2023 income over 3, 5, and 8-month periods	90% of Tax	90% of Tax	90% of Tax	

If the amount of any exception is equal to or less than the corresponding amount at line 14, interest will not be charged for that period

19. Total Interest (Include this amount on line 52, Form NJ-1040).....	See 2210 Wks	\$	65.
---	--------------	----	-----

Worksheets

Exception II Tax on 2022 gross income using 2023 exemptions and tax rates

1. Enter 2022 NJ Gross Income (line 29, 2022 NJ-1040).....	1.	
2. Enter 2023 Total Exemptions (line 30, 2023 NJ-1040).....	2.	
3. Subtract line 2 from line 1.....	3.	
4. Calculate Tax on line 3 (2023 tax rates).....	4.	
5. Enter Credit for Income Taxes Paid to Other Jurisdictions (line 44, 2023 NJ-1040).....	5.	
6. Subtract line 5 from line 4. Enter the applicable percentage of this amount on line 16, Part II of this form.....	6.	

Exception III Tax on 2023 Annualized Income (attach calculations)

Estates and trusts, **do not** use the period ending dates shown, instead use the following ending dates: 2/28/23, 4/30/23, and 7/31/23. Also, estates and trusts cannot use the annualization amounts shown on line 2 and must use 6, 3, and 1.7143, respectively.

		1/1/23 – 3/31/23	1/1/23 – 5/31/23	1/1/23 – 8/31/23
1. Enter the portion of NJ Gross Income (line 29, NJ-1040) that is applicable to each period shown.....	1.			
2. Annualization amounts.....	2.	4	2.4	1.5
3. Annualized Income (Multiply line 1 by line 2).....	3.			
4. Enter Total Exemptions (line 30, NJ-1040).....	4.			
5. Subtract line 4 from line 3.....	5.			
6. Calculate tax on line 5.....	6.			
7. Enter the portion of the Credit for Income Taxes Paid to Other Jurisdictions (line 44, NJ-1040) that is applicable to each period.....	7.			
8. Subtract line 7 from line 6. Enter the applicable percentage of this amount on line 17, Part II of this form.....	8.			

Exception IV Tax on Actual 2023 Taxable Income over 3, 5, and 8-month periods (attach calculations)

		1/1/23 – 3/31/23	1/1/23 – 5/31/23	1/1/23 – 8/31/23
1. Enter the actual amount of NJ Taxable Income (line 42, NJ-1040) that is applicable to each period shown.....	1.			
2. Calculate tax on line 1.....	2.			
3. Enter the portion of the Credit for Income Taxes Paid to Other Jurisdictions (line 44, NJ-1040) that is applicable to each period shown.....	3.			
4. Subtract line 3 from line 2. Enter 90% of this amount on line 18, Part II of this form.....	4.			

Interest Computation Worksheet

2022

▶ Attach to Form NJ-2210 or NJ-2210NR

Name as Shown on Return

FNU GAGAN & SHARMA JYOTI

Social Security No.

194-59-0613

Option 1

	A	B	C	D	E	F	G
Period	Amount Due (line 5, NJ-2210)	Balance Due Previous Quarter (column E)	Total Due (A + B)	Total Paid (line 6, NJ-2210)	Balance (C - D)	Multi- plier	Interest (E x F)
1 4/15 - 6/15	916.		916.	703.	213.	.010	4.
2 6/16 - 9/15	916.	213.	1,129.	703.	426.	.019	12.
3 9/16 - 1/15	917.	426.	1,343.	703.	640.	.031	24.
4 1/16 - 4/15	917.	640.	1,557.	703.	854.	.025	25.
5 Total interest for Option 1						5	65.

Option 2

	(a) 4/15/2022	(b) 6/15/2022	(c) 9/15/2022	(d) 1/15/2023	
1 Payment due dates ▶					
1 Payment date	_____	_____	_____	_____	
2 Amount due	_____	_____	_____	_____	
3 Balance from previous quarter		_____	_____	_____	
4 Balance due	_____	_____	_____	_____	
5 a Number of months from due date to payment date or next quarter due date, whichever is earlier	_____	_____	_____	_____	
b Interest rate0625	.0775	.0925	.1000	
6 Late payment interest. (Line 4 times line 5a times line 5b divided by 12.) If line 1 is blank, skip lines 7 through 10.	_____	_____	_____	_____	
7 Payment amount	_____	_____	_____	_____	
8 Underpayment amount	_____	_____	_____	_____	
9 a Number of months from payment date to next quarter due date	_____	_____	_____	_____	
b Interest rate0625	.0775	.0925	.1000	
10 Underpayment interest. (Line 8 times line 9a times line 9b divided by 12.)	_____	_____	_____	_____	
11 Total interest for Option 2. Add lines 6 and 10, columns (a) through (d)					11

REQUIRED

If your income on line 29 is above the filing threshold, you **must** submit this schedule with your return.

Name(s) as shown on Form NJ-1040 FNU GAGAN & SHARMA JYOTI	Social Security Number 194-59-0613
--	---------------------------------------

Schedule NJ-HCC

Health Care Coverage

2023

If your income on line 29 is at or below the filing threshold (see instructions), do not complete this schedule.

Part I

Did you and, if applicable, all members of your tax household, have minimum essential health coverage for every month in 2023? (See instructions for line 53c, NJ-1040.) Part-year residents include only months as a New Jersey resident.

- Yes. You do not owe a shared responsibility payment. Fill in the oval at line 53c, NJ-1040, and enclose this schedule with your return.
- No. Continue to Part II.

If you or any member of your tax household does not **currently** have minimum essential health coverage, also complete the NJ-EZ Enroll form. (See instructions for lines 53a and 53b, NJ-1040.)

Part II

Enter the name and Social Security number for each member of your tax household. Check the box for every month each person had minimum essential health coverage or qualified for an exemption (part-year residents include only months as a New Jersey resident). If an individual qualified for an exemption, enter the exemption number. (See instructions for line 53c, NJ-1040.) If an individual has more than one exemption number, check the box. If you need more space, enclose a statement listing any additional individuals.

		Jan	Feb	Mar	Apr	May	Jun	Jul	Aug	Sep	Oct	Nov	Dec
Name	Social Security Number												
Exemption number:	<input type="text"/>	Check box if this individual has more than one exemption number <input type="checkbox"/>											

		Jan	Feb	Mar	Apr	May	Jun	Jul	Aug	Sep	Oct	Nov	Dec
Name	Social Security Number												
Exemption number:	<input type="text"/>	Check box if this individual has more than one exemption number <input type="checkbox"/>											

		Jan	Feb	Mar	Apr	May	Jun	Jul	Aug	Sep	Oct	Nov	Dec
Name	Social Security Number												
Exemption number:	<input type="text"/>	Check box if this individual has more than one exemption number <input type="checkbox"/>											

		Jan	Feb	Mar	Apr	May	Jun	Jul	Aug	Sep	Oct	Nov	Dec
Name	Social Security Number												
Exemption number:	<input type="text"/>	Check box if this individual has more than one exemption number <input type="checkbox"/>											

		Jan	Feb	Mar	Apr	May	Jun	Jul	Aug	Sep	Oct	Nov	Dec
Name	Social Security Number												
Exemption number:	<input type="text"/>	Check box if this individual has more than one exemption number <input type="checkbox"/>											