



Envelope # BPTJSRBBBBPNZK

FNU GAGAN
45 RIVER DR S APT 3304
JERSEY CITY NJ 07310-3742

Contact Information

Fidelity Go® Online	Fidelity.com/Go
Online	Fidelity.com/client
FAST®-Automated Telephone	(800) 544-5555
Fidelity Go®	(800) 823-0125
8am - 8pm ET, Mon - Fri	
Fidelity Managed FidFolios SM	(800) 544-4442
8am - 7pm ET, Mon - Fri	

Your Portfolio Value: \$48,264.92

Change Since January 1:	▲ \$42,428.69
<hr/>	
Beginning Portfolio Value as of Jan 1, 2023 ^Z	\$5,836.23
Additions	62,599.40
Subtractions	-26,635.65
<i>Transaction Costs, Fees & Charges</i>	-3.88
<i>Fidelity Managed Account Fees</i>	-13.47
Change in Investment Value *	6,464.94
<hr/>	
Ending Portfolio Value as of Dec 31, 2023 ^{**}	\$48,264.92

FOR YOUR INFORMATION

This statement is not a replacement for your tax forms and may not reflect all adjustments necessary for your tax reporting purposes. Refer to your IRS tax forms including your Form(s) 1099 and Form(s) 5498, which will be mailed to you under separate cover.

- * Reflects appreciation or depreciation of your holdings due to price changes, transactions from Other Activity In or Out and Multi-currency transactions, plus any distribution and income earned during the statement period.
- ** Excludes unpriced securities.
- Z If you added or removed an account to your statement-reporting household during this period, the Beginning Portfolio Value and Change from Last Period are based off the accounts that were in the statement household as of the end of the last period and thus may not accurately reflect the updated statement household.





Portfolio Summary

Accounts Included in This Report

Page	Account Type/Name	Account Number	Beginning Value ^Z	Ending Value
GENERAL INVESTMENTS				
4	FIDELITY MANAGED FIDFOLIOS SM : U.S. LC INDEX FNU GAGAN - INDIVIDUAL TOD	Y80-813419	-	\$19,349.93
188	FIDELITY GO [®] FNU GAGAN - INDIVIDUAL TOD	Z26-188674	-	-
194	FIDELITY [®] CASH MANAGEMENT ACCOUNT FNU GAGAN - INDIVIDUAL TOD	Z26-066555	5,836.23	28,914.99
Ending Portfolio Value			\$5,836.23	\$48,264.92

^Z If you added or removed an account to your statement-reporting household during this period, the Beginning Portfolio Value and Change from Last Period are based off the accounts that were in the statement household as of the end of the last period and thus may not accurately reflect the updated statement household.

Total Portfolio Trades Jan 2023 - Dec 2023: 0



Portfolio Summary (continued)

Income Summary

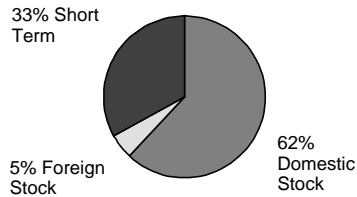
	Year-to-Date
Taxable	\$433.42
Dividends	283.88
Interest	149.54
Tax-exempt	19.67
Dividends	19.67
Total	\$453.09

IMPORTANT: If you have any unsettled trades pending, the asset allocation presented above may be materially impacted and, depending on the size and scope of such unsettled trades, rendered unreliable. Asset allocation includes Other Holdings and Assets Held Away when applicable. Please note that, due to rounding, percentages may not add to 100%. For further details, please see "Frequently Asked Questions" at [Fidelity.com/Statements](https://www.fidelity.com/statements).

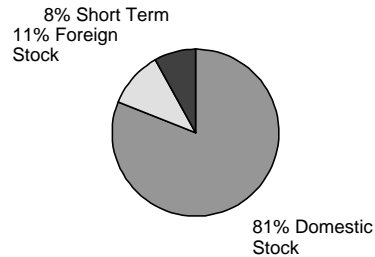
The Jan 1 values and asset allocation percentages shown above are based off the accounts that were in your statement household as of the beginning of the year. If you added an account to your statement household after January 1st, those assets are not included in the Jan 1 values or asset allocation percentages.

Asset Allocation

Jan 1, 2023



Dec 31, 2023



Asset Class	% of Portfolio Jan 1	% of Portfolio Dec 31
Domestic Stock	62%	81%
Foreign Stock	5	11
Short Term	33	8



Account Summary

Account # Y80-813419
FNU GAGAN - INDIVIDUAL - TOD

Account Value: **\$19,349.93**

Account Holdings

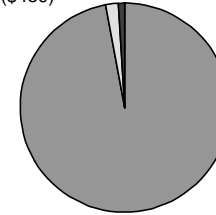
Change Since January 1 **▲ \$19,349.93**

Beginning Account Value as of Jan 1, 2023	-
Additions	17,750.00
Deposits	9,000.00
Exchanges In	8,750.00
Subtractions	-516.01
Withdrawals	-500.00
Transaction Costs, Fees & Charges	-2.53
Fidelity Managed Account Fees	-13.47
Taxes Withheld	-0.01
Change in Investment Value *	2,115.94
Ending Account Value as of Dec 31, 2023	\$19,349.93

TOTAL FIDELITY MANAGED
ACCOUNT FEES PAID: \$13.47

* Reflects appreciation or depreciation of your holdings due to price changes, transactions from Other Activity In or Out and Multi-currency transactions, plus any distribution and income earned during the statement period.

1% Short-term Funds (\$114)
2% Other (\$459)



97% Stocks (\$18,775)

Income Summary

	Dec 31, 2023
Taxable	\$112.00
Ordinary Dividends	
Dividends	112.00
Total	\$112.00

YR_CE_BPTJSRBBBBPNZK_BBBBB 20240109 S



Holdings

Account # Y80-813419
FNU GAGAN - INDIVIDUAL - TOD

Short-term Funds

Description	Percent of Holdings	Quantity	Price Per Unit	Total Market Value	Total Cost Basis	Unrealized Gain/Loss	Income Earned
FIDELITY GOVERNMENT CASH RESERVES (FDRXX)	0.59%	114.660	\$1.0000	\$114.66	not applicable	not applicable	\$11.69
-- 7-day yield: 5.02%							
Total Short-term Funds	0.59%			\$114.66			\$11.69

Stocks

Description	Percent of Holdings	Quantity	Price Per Unit	Total Market Value	Total Cost Basis	Unrealized Gain/Loss	Income Earned
AMCOR PLC ORD USD0.01 ISIN #JE00BJ1F3079 SEDOL #BJ1F307 (AMCR)	0.18%	3.800	\$9.6400	\$36.63	\$34.01	\$2.62	\$0.48
AON PLC SHS CL A COM USD0.01 (AON)	0.21	0.140	291.0200	40.74	46.01	-5.27	0.09
ACCENTURE PLC (ACN)	0.56	0.310	350.9100	108.78	93.06	15.72	0.44
EATON CORPORATION PLC (ETN)	0.31	0.250	240.8200	60.20	48.75	11.45	0.32
FERGUSON PLC ORD GBP0.10 (FERG)	0.13	0.140	193.0700	27.02	20.85	6.17	0.10
JOHNSON CONTROLS INTERNATIONAL PLC COM USD1.00 (JCI)	0.16	0.570	57.6400	32.85	29.24	3.61	0.06
LINDE PLC COM EUR0.001 (LIN)	0.55	0.260	410.7100	106.78	98.22	8.56	0.51
MEDTRONIC PLC (MDT)	0.31	0.740	82.3800	60.96	57.32	3.64	0.45
TRANE TECHNOLOGIES PLC COM USD1 (TT)	0.17	0.140	243.9000	34.14	27.34	6.80	0.16
GARMIN LTD COM CHF10.00 (GRMN)	0.17	0.270	128.5400	34.70	27.88	6.82	0.20
TE CONNECTIVITY LTD COM CHF0.57 (TEL)	0.26	0.370	140.5000	51.98	44.78	7.20	0.34
AFLAC INC COM USD0.10 (AFL)	0.10	0.240	82.5000	19.80	15.90	3.90	0.20
AES CORP COM USD0.01 (AES)	0.11	1.200	19.2500	23.10	17.77	5.33	-

S
YR_CE_BPTJSRBBBPNZK_BBBB 20240109

Holdings

Account # Y80-813419
FNU GAGAN - INDIVIDUAL - TOD

Stocks (continued)

Description	Percent of Holdings	Quantity	Price Per Unit	Total Market Value	Total Cost Basis	Unrealized Gain/Loss	Income Earned
AT&T INC COM USD1 (T)	0.32	3.770	16.7800	63.26	57.19	6.07	1.20
ABBOTT LABORATORIES (ABT)	0.52	0.920	110.0700	101.26	92.54	8.72	0.33
ABBVIE INC COM USD0.01 (ABBV)	0.69	0.870	154.9700	134.82	125.23	9.59	1.35
ADOBE INC COM (ADBE)	0.67	0.220	596.6000	131.25	109.95	21.30	-
ADVANCED MICRO DEVICES INC (AMD)	0.62	0.820	147.4100	120.87	83.59	37.28	-
AGILENT TECHNOLOGIES INC COM USD0.01 (A)	0.33	0.470	139.0300	65.34	60.21	5.13	0.05
AKAMAI TECHNOLOGIES COM USD0.01 (AKAM)	0.10	0.170	118.3500	20.11	13.30	6.81	-
ALLSTATE CORP COM USD0.01 (ALL)	0.11	0.160	139.9800	22.39	17.61	4.78	0.05
ALPHABET INC CAP STK CL C (GOOG)	1.77	2.440	140.9300	343.86	303.04	40.82	-
ALPHABET INC CAP STK CL A (GOOGL)	2.07	2.870	139.6900	400.91	353.33	47.58	-
AMAZON.COM INC (AMZN)	3.41	4.350	151.9400	660.93	538.84	122.09	-
AMERICAN ELEC PWR CO INC COM (AEP)	0.20	0.500	81.2200	40.61	35.89	4.72	0.63
AMERICAN EXPRESS CO COM USD0.20 (AXP)	0.29	0.300	187.3400	56.20	46.42	9.78	0.08
AMERICAN INTERNATIONAL GROUP INC (AIG)	0.19	0.550	67.7500	37.26	30.83	6.43	0.40
CENCORA INC COM (COR)	0.11	0.110	205.3800	22.59	19.31	3.28	0.09
AMERIPRISE FINANCIAL INC COM USD0.01 (AMP)	0.21	0.110	379.8300	41.78	33.39	8.39	0.26
AMGEN INC (AMGN)	0.43	0.290	288.0200	83.52	71.56	11.96	1.08
ANALOG DEVICES INC COM USD0.16 2/3 (ADI)	0.30	0.300	198.5600	59.56	51.85	7.71	0.44
ELEVANCE HEALTH INC COM (ELV)	0.26	0.110	471.5600	51.87	49.44	2.43	0.28
APOLLO GLOBAL MGMT INC COM (APO)	0.13	0.280	93.1900	26.09	23.71	2.38	0.12
APPLE INC (AAPL)	6.96	7.000	192.5300	1,347.71	1,228.67	119.04	2.77

S
YR_CE_BPTJSRBBPNZK_BBBB 20240109



Holdings

Account # Y80-813419
FNU GAGAN - INDIVIDUAL - TOD

Stocks (continued)

Description	Percent of Holdings	Quantity	Price Per Unit	Total Market Value	Total Cost Basis	Unrealized Gain/Loss	Income Earned
APPLIED MATERIALS INC COM USD0.01 (AMAT)	0.37	0.450	162.0700	72.93	60.26	12.67	0.19
ARISTA NETWORKS INC COM USD0.0001 (ANET)	0.18	0.150	235.5100	35.32	26.88	8.44	-
ATLIASSIAN CORPORATION CL A (TEAM)	0.11	0.090	237.8600	21.40	14.23	7.17	-
AUTODESK INC (ADSK)	0.23	0.190	243.4800	46.26	42.22	4.04	-
AUTOMATIC DATA PROCESSING INC COM USD0.10 (ADP)	0.25	0.210	232.9700	48.92	46.55	2.37	0.30
AUTOZONE INC COM USD0.01 (AZO)	0.13	0.010	2,585.6100	25.85	24.89	0.96	-
BAKER HUGHES COMPANY CL A (BKR)	0.29	1.660	34.1800	56.73	55.27	1.46	0.09
BANK AMERICA CORP COM (BAC)	0.67	3.890	33.6700	130.97	120.12	10.85	0.67
BERKSHIRE HATHAWAY INC COM USD0.0033 CLASS B (BRKB)	1.47	0.800	356.6600	285.32	268.62	16.70	-
BLACKROCK INC COM USD0.01 (BLK)	0.37	0.090	811.8000	73.06	67.93	5.13	0.85
BLACKSTONE INC (BX)	0.26	0.390	130.9200	51.05	35.86	15.19	0.45
BOEING CO (BA)	0.43	0.320	260.6600	83.41	67.91	15.50	-
BOOKING HOLDINGS INC COM (BKNG)	0.36	0.020	3,547.2200	70.94	53.43	17.51	-
BOSTON SCIENTIFIC CORP (BSX)	0.28	0.970	57.8100	56.07	53.63	2.44	-
BROADCOM INC COM (AVGO)	1.15	0.200	1,116.2500	223.25	155.23	68.02	1.93
THE CIGNA GROUP COM (CI)	0.26	0.170	299.4500	50.90	46.43	4.47	0.37
CME GROUP INC COM (CME)	0.19	0.180	210.6000	37.90	35.55	2.35	0.33
CSX CORP COM USD1 (CSX)	0.21	1.190	34.6700	41.25	36.25	5.00	0.27
CVS HEALTH CORPORATION COM USD0.01 (CVS)	0.25	0.630	78.9600	49.74	43.63	6.11	0.65

S
YR_CE_BPTJSRBBPNZK_BBBB 20240109



Holdings

Account # Y80-813419
FNU GAGAN - INDIVIDUAL - TOD

Stocks (continued)

Description	Percent of Holdings	Quantity	Price Per Unit	Total Market Value	Total Cost Basis	Unrealized Gain/Loss	Income Earned
CADENCE DESIGN SYSTEMS INC COM USD0.01 (CDNS)	0.19	0.140	272.3700	38.13	31.56	6.57	-
CATERPILLAR INC COM (CAT)	0.30	0.200	295.6700	59.13	46.13	13.00	0.48
CENTENE CORP (CNC)	0.13	0.340	74.2100	25.23	23.21	2.02	-
CHARTER COMMUNICATIONS INC NEW CL A (CHTR)	0.12	0.060	388.6800	23.32	22.63	0.69	-
CHEVRON CORP NEW COM (CVX)	0.76	0.990	149.1600	147.66	150.80	-3.14	1.89
CHIPOTLE MEXICAN GRILL INC (CMG)	0.23	0.020	2,286.9600	45.73	40.91	4.82	-
CISCO SYSTEMS INC (CSCO)	0.53	2.040	50.5200	103.06	99.99	3.07	0.84
CINTAS CORP (CTAS)	0.18	0.060	602.6600	36.15	28.83	7.32	0.08
CITIGROUP INC (C)	0.36	1.390	51.4400	71.50	55.46	16.04	1.21
COCA-COLA CO (KO)	0.45	1.480	58.9300	87.21	87.26	-0.05	1.52
COGNIZANT TECHNOLOGY SOLUTIONS CORP COM CL A USD0.01 (CTSH)	0.18	0.470	75.5300	35.49	30.90	4.59	0.24
COLGATE-PALMOLIVE CO COM USD1.00 (CL)	0.30	0.730	79.7100	58.18	55.68	2.50	0.25
COMCAST CORP (CMCSA)	0.53	2.360	43.8500	103.48	97.67	5.81	0.66
CONAGRA BRANDS INC (CAG)	0.20	1.380	28.6600	39.55	38.47	1.08	0.31
CONOCOPHILLIPS COM (COP)	0.55	0.930	116.0700	107.94	104.15	3.79	1.04
CONSTELLATION ENERGY CORP COM (CEG)	0.09	0.150	116.8900	17.53	14.62	2.91	0.08
COOPER COS INC COM USD0.10 (COO)	0.13	0.070	378.4400	26.49	21.81	4.68	-
COPART INC COM USD0.0001 (CPRT)	0.15	0.600	49.0000	29.40	24.88	4.52	-
COSTCO WHOLESALE CORP COM USD0.01 (COST)	0.71	0.210	660.0800	138.61	112.06	26.55	0.31
CROWDSTRIKE HLDGS INC CL A (CRWD)	0.15	0.120	255.3200	30.63	18.22	12.41	-

S

YR_CE_BPTJSRBBPNZK_BBBB_20240109

Holdings

Account # Y80-813419
FNU GAGAN - INDIVIDUAL - TOD

Stocks (continued)

Description	Percent of Holdings	Quantity	Price Per Unit	Total Market Value	Total Cost Basis	Unrealized Gain/Loss	Income Earned
CUMMINS INC (CMI)	0.18	0.150	239.5700	35.93	33.49	2.44	0.35
DANAHER CORPORATION COM (DHR)	0.46	0.390	231.3400	90.22	82.15	8.07	0.11
DATADOG INC CL A COM (DDOG)	0.13	0.210	121.3800	25.48	16.45	9.03	-
DEERE & CO (DE)	0.35	0.170	399.8700	67.97	62.58	5.39	0.12
DELTA AIR LINES INC (DAL)	0.19	0.960	40.2300	38.62	32.97	5.65	0.03
DEVON ENERGY CORP NEW (DVN)	0.11	0.470	45.3000	21.29	21.35	-0.06	0.36
DEXCOM INC (DXCM)	0.17	0.280	124.0900	34.74	26.58	8.16	-
DISNEY WALT CO COM (DIS)	0.45	0.970	90.2900	87.58	83.41	4.17	-
DISCOVER FINANCIAL SERVICES (DFS)	0.13	0.240	112.4000	26.97	21.07	5.90	0.17
DOORDASH INC CL A (DASH)	0.11	0.230	98.8900	22.74	17.01	5.73	-
DUKE ENERGY CORP NEW COM NEW ISIN #US26441C2044 SEDOL #B7JZSK0 (DUK)	0.32	0.640	97.0400	62.10	58.38	3.72	0.75
DUPONT DE NEMOURS INC COM (DD)	0.15	0.380	76.9300	29.23	26.24	2.99	0.28
ECOLAB INC (ECL)	0.25	0.250	198.3500	49.58	48.18	1.40	0.07
EDWARDS LIFESCIENCES CORP (EW)	0.18	0.470	76.2500	35.83	32.19	3.64	-
ELECTRONIC ARTS INC (EA)	0.12	0.170	136.8100	23.25	21.01	2.24	0.03
ENTEGRIS INC (ENTG)	0.11	0.190	119.8200	22.76	16.61	6.15	-
ENERGY CORP (ETR)	0.12	0.240	101.1900	24.28	22.36	1.92	0.27
EQUIFAX INC COM USD1.25 (EFX)	0.15	0.120	247.2900	29.67	20.09	9.58	0.05
EXELON CORP COM NPV (EXC)	0.13	0.720	35.9000	25.84	28.39	-2.55	0.40
EXXON MOBIL CORP (XOM)	0.64	1.240	99.9800	123.97	135.10	-11.13	2.75
META PLATFORMS INC CLASS A COMMON STOCK (META)	1.95	1.070	353.9600	378.73	294.59	84.14	-
FASTENAL COM STK USD0.01 (FAST)	0.15	0.470	64.7700	30.44	27.44	3.00	0.18

S
YR_CE_BPTJSRBBPNZK_BBBB_20240109

Holdings

Account # Y80-813419
FNU GAGAN - INDIVIDUAL - TOD

Stocks (continued)

Description	Percent of Holdings	Quantity	Price Per Unit	Total Market Value	Total Cost Basis	Unrealized Gain/Loss	Income Earned
FEDEX CORP COM USD0.10 (FDX)	0.22	0.170	252.9700	43.00	45.43	-2.43	0.16
FIDELITY NATL INFORMATION SERVICES COM USD0.01 (FIS)	0.13	0.430	60.0700	25.83	22.04	3.79	0.28
FIFTH THIRD BANCORP (FITB)	0.20	1.150	34.4900	39.66	28.00	11.66	-
FISERV INC COM STK USD0.01 (FI)	0.24	0.350	132.8400	46.49	40.74	5.75	-
FORTIVE CORP COM (FTV)	0.17	0.460	73.6300	33.86	29.89	3.97	0.04
FREEMPORT-MCMORAN INC COM USD0.10 (FCX)	0.25	1.160	42.5700	49.38	41.39	7.99	0.03
GE HEALTHCARE TECHNOLOGIES INC COMMON STOCK (GEHC)	0.11	0.290	77.3200	22.42	19.33	3.09	0.01
ARTHUR J. GALLAGHER & CO. ISIN #US3635761097 SEDOL #BD1QWJ0 (AJG)	0.12	0.110	224.8800	24.73	24.08	0.65	0.13
GENERAL DYNAMICS CORP COM USD1.00 (GD)	0.18	0.140	259.6700	36.35	30.95	5.40	0.22
GENERAL ELECTRIC CO COM NEW (GE)	0.39	0.600	127.6300	76.57	63.89	12.68	0.04
GILEAD SCIENCES INC COM USD0.001 (GILD)	0.29	0.700	81.0100	56.70	53.85	2.85	1.12
GOLDMAN SACHS GROUP INC COM USD0.01 (GS)	0.41	0.210	385.7700	81.01	73.19	7.82	0.48
GRAINGER W W INC COM USD0.50 (GWW)	0.17	0.040	828.6900	33.14	30.09	3.05	0.08
HCA HEALTHCARE INC COM (HCA)	0.19	0.140	270.6800	37.89	33.34	4.55	0.10
HP INC COM (HPQ)	0.16	1.080	30.0900	32.49	29.45	3.04	-
HERSHEY COMPANY COM USD1.00 (HSY)	0.21	0.220	186.4400	41.01	41.56	-0.55	0.18
HESS CORPORATION COM USD1.00 (HES)	0.28	0.380	144.1600	54.78	54.25	0.53	0.17

S
YR_CE_BPTJSRBBPNZK_BBBB 20240109



Holdings

Account # Y80-813419
FNU GAGAN - INDIVIDUAL - TOD

Stocks (continued)

Description	Percent of Holdings	Quantity	Price Per Unit	Total Market Value	Total Cost Basis	Unrealized Gain/Loss	Income Earned
HILTON WORLDWIDE HLDGS INC (HLT)	0.22	0.240	182.0900	43.70	35.43	8.27	0.08
HOME DEPOT INC (HD)	0.93	0.520	346.5500	180.20	156.07	24.13	1.76
HONEYWELL INTERNATIONAL INC COM USD1 (HON)	0.45	0.420	209.7100	88.07	80.60	7.47	0.59
HUMANA INC (HUM)	0.16	0.070	457.8100	32.04	33.89	-1.85	0.06
HUNTINGTON BANCSHARES INC COM USD0.01 (HBAN)	0.17	2.620	12.7200	33.32	25.04	8.28	-
IDEXX LABORATORIES INC COM USD0.10 (IDXX)	0.20	0.070	555.0500	38.85	30.73	8.12	-
INTEL CORP COM USD0.001 (INTC)	0.53	2.050	50.2500	103.01	72.00	31.01	0.42
INTERCONTINENTAL EXCHANGE INC COM USD0.01 (ICE)	0.27	0.410	128.4300	52.65	44.94	7.71	0.32
INTERNATIONAL BUS MACH CORP COM USD0.20 (IBM)	0.38	0.460	163.5500	75.23	65.03	10.20	1.28
INTUITIVE SURGICAL INC (ISRG)	0.31	0.180	337.3600	60.72	50.22	10.50	-
INTUIT INC (INTU)	0.48	0.150	625.0300	93.75	72.71	21.04	0.13
IQVIA HLDGS INC COM (IQV)	0.25	0.210	231.3800	48.58	41.75	6.83	-
JPMORGAN CHASE & CO (JPM)	1.09	1.250	170.1000	212.62	172.09	40.53	1.48
JOHNSON & JOHNSON COM USD1.00 (JNJ)	1.03	1.280	156.7400	200.62	203.71	-3.09	2.48
KLA CORP COM NEW (KLAC)	0.24	0.080	581.3000	46.50	36.55	9.95	0.16
KKR & CO INC COM (KKR)	0.24	0.580	82.8500	48.05	31.54	16.51	0.18
KELLANOVA COM (K)	0.15	0.520	55.9100	29.07	26.23	2.84	0.29
KENVUE INC COM (KVUE)	0.21	1.960	21.5300	42.19	39.21	2.98	0.27
KIMBERLY-CLARK CORP COM (KMB)	0.12	0.200	121.5100	24.30	24.13	0.17	0.09
L3HARRIS TECHNOLOGIES INC COM (LHX)	0.18	0.170	210.6200	35.80	31.02	4.78	0.29

S

YR_CE_BPTJSRBBPNZK_BBBB_20240109

Holdings

Account # Y80-813419
FNU GAGAN - INDIVIDUAL - TOD

Stocks (continued)

Description	Percent of Holdings	Quantity	Price Per Unit	Total Market Value	Total Cost Basis	Unrealized Gain/Loss	Income Earned
LAM RESEARCH CORP COM USD0.001 (LRCX)	0.28	0.070	783.2600	54.82	40.17	14.65	0.13
LAS VEGAS SANDS CORP COM USD0.001 (LVS)	0.08	0.330	49.2100	16.23	14.91	1.32	0.07
LENNAR CORP COM USD0.10 CLASS A (LEN)	0.20	0.270	149.0400	40.24	29.46	10.78	0.06
ELI LILLY & CO COM (LLY)	1.14	0.380	582.9200	221.50	185.55	35.95	0.71
LOCKHEED MARTIN CORP COM USD1.00 (LMT)	0.30	0.130	453.2400	58.92	57.78	1.14	0.44
LOWES COMPANIES INC COM USD0.50 (LOW)	0.28	0.250	222.5500	55.63	49.92	5.71	0.50
MSCI INC (MSCI)	0.14	0.050	565.6500	28.28	24.26	4.02	0.10
MARATHON OIL CORP COM (MRO)	0.12	1.040	24.1600	25.12	25.24	-0.12	0.12
MARATHON PETROLEUM CORP COM USD0.01 (MPC)	0.24	0.320	148.3600	47.47	47.29	0.18	0.25
MARSH & MCLENNAN COMPANIES INC COM USD1.00 (MMC)	0.25	0.260	189.4700	49.26	47.12	2.14	0.22
MARRIOTT INTERNATIONAL INC COM USD0.01 CLASS A (MAR)	0.19	0.170	225.5100	38.33	30.92	7.41	0.19
MASTERCARD INCORPORATED CL A(MA)	0.81	0.370	426.5100	157.80	141.65	16.15	0.25
MCDONALD S CORP(MCD)	0.64	0.420	296.5100	124.53	119.43	5.10	0.95
MCKESSON CORP (MCK)	0.16	0.070	462.9800	32.40	28.86	3.54	0.02
MERCK & CO. INC COM (MRK)	0.37	0.670	109.0200	73.04	71.47	1.57	0.94
METLIFE INC COM USD0.01 (MET)	0.18	0.530	66.1300	35.04	31.03	4.01	0.26
MICROSOFT CORP (MSFT)	6.86	3.530	376.0400	1,327.42	1,146.97	180.45	4.17
MICROCHIP TECHNOLOGY INC. COM (MCHP)	0.24	0.520	90.1800	46.89	39.57	7.32	0.39
MICRON TECHNOLOGY INC (MU)	0.22	0.520	85.3400	44.37	33.29	11.08	0.07

S
YR_CE_BPTJSRBBPNZK_BBBB 20240109



Holdings

Account # Y80-813419
FNU GAGAN - INDIVIDUAL - TOD

Stocks (continued)

Description	Percent of Holdings	Quantity	Price Per Unit	Total Market Value	Total Cost Basis	Unrealized Gain/Loss	Income Earned
MONDELEZ INTL INC COM NPV (MDLZ)	0.40	1.070	72.4300	77.50	76.09	1.41	0.27
MONGODB INC CL A (MDB)	0.10	0.050	408.8500	20.44	13.81	6.63	-
MOODYS CORP COM USD0.01 (MCO)	0.26	0.130	390.5600	50.77	39.65	11.12	0.16
MORGAN STANLEY COM USD0.01 (MS)	0.36	0.750	93.2500	69.93	56.86	13.07	0.38
MOTOROLA SOLUTIONS INC (MSI)	0.17	0.110	313.0900	34.43	31.30	3.13	-
NETFLIX INC (NFLX)	0.55	0.220	486.8800	107.11	86.46	20.65	-
NEWMONT CORP COM ISIN #US6516391066 SEDOL #BJYKTV2 (NEM)	0.09	0.430	41.3900	17.79	16.36	1.43	0.24
NEXTERA ENERGY INC COM USD0.01 (NEE)	0.37	1.190	60.7400	72.28	67.30	4.98	0.81
NIKE INC CLASS B COM NPV (NKE)	0.40	0.720	108.5700	78.17	80.24	-2.07	0.20
NORTHERN TRUST CORP COM USD1.666 (NTRS)	0.17	0.390	84.3800	32.90	26.32	6.58	-
NORTHROP GRUMMAN CORP COM USD1 (NOC)	0.21	0.090	468.1400	42.13	40.68	1.45	0.24
NVIDIA CORPORATION COM (NVDA)	3.01	1.180	495.2200	584.35	468.52	115.83	0.09
OREILLY AUTOMOTIVE INC COM (ORLY)	0.24	0.050	950.0800	47.50	46.78	0.72	-
OLD DOMINION FREIGHT LINE INC COM (ODFL)	0.12	0.060	405.3300	24.31	21.18	3.13	0.04
OMNICOM GROUP INC COM USD0.15 (OMC)	0.12	0.270	86.5100	23.35	20.08	3.27	-
ONEOK INC COM USD0.01 (OKE)	0.16	0.450	70.2200	31.59	28.14	3.45	0.56
ORACLE CORP (ORCL)	0.37	0.680	105.4300	71.69	73.16	-1.47	0.32
PG&E CORP COM NPV (PCG)	0.11	1.230	18.0300	22.17	19.98	2.19	-
PNC FINANCIAL SERVICES GROUP COM USD5 (PNC)	0.29	0.370	154.8500	57.29	42.81	14.48	0.76

S
YR_CE_BPTJSRBBPNZK_BBBB 20240109

Holdings

Account # Y80-813419
FNU GAGAN - INDIVIDUAL - TOD

Stocks (continued)

Description	Percent of Holdings	Quantity	Price Per Unit	Total Market Value	Total Cost Basis	Unrealized Gain/Loss	Income Earned
PPG INDUSTRIES INC COM USD1.666 (PPG)	0.18	0.240	149.5500	35.89	30.68	5.21	0.27
PACCAR INC COM USD1.00 (PCAR)	0.17	0.340	97.6500	33.20	28.58	4.62	0.19
PALANTIR TECHNOLOGIES INC CL A (PLTR)	0.09	1.090	17.1700	18.71	16.19	2.52	-
PALO ALTO NETWORKS INC COM USD0.0001 (PANW)	0.25	0.170	294.8800	50.12	39.26	10.86	-
PARKER-HANNIFIN CORP COM (PH)	0.23	0.100	460.7000	46.07	34.99	11.08	0.29
PAYPAL HLDGS INC COM (PYPL)	0.22	0.710	61.4100	43.60	39.66	3.94	-
PEPSICO INC (PEP)	0.75	0.860	169.8400	146.06	146.13	-0.07	0.69
PFIZER INC (PFE)	0.55	3.740	28.7900	107.67	113.87	-6.20	1.93
PHILIP MORRIS INTERNATIONAL INC COM NPV (PM)	0.36	0.750	94.0800	70.56	69.77	0.79	1.15
PHILLIPS 66 (PSX)	0.25	0.370	133.1400	49.26	44.42	4.84	0.35
PROCTER AND GAMBLE CO COM (PG)	0.83	1.100	146.5400	161.19	167.73	-6.54	1.31
PROGRESSIVE CORP COM (PGR)	0.25	0.310	159.2800	49.37	43.59	5.78	0.02
PRUDENTIAL FINANCIAL INC (PRU)	0.22	0.420	103.7100	43.55	37.14	6.41	0.73
QORVO INC (QRVO)	0.13	0.240	112.6100	27.02	20.63	6.39	-
QUALCOMM INC (QCOM)	0.43	0.580	144.6300	83.88	70.51	13.37	0.78
RTX CORPORATION COM USD1.00 (RTX)	0.37	0.860	84.1400	72.36	70.71	1.65	0.56
REGENERON PHARMACEUTICALS INC (REGN)	0.27	0.060	878.2900	52.69	45.89	6.80	-
ROPER TECHNOLOGIES INC (ROP)	0.16	0.060	545.1700	32.71	29.34	3.37	-
ROSS STORES INC (ROST)	0.15	0.210	138.3900	29.06	23.16	5.90	0.13
S&P GLOBAL INC COM (SPGI)	0.40	0.180	440.5200	79.29	64.48	14.81	0.28

S
YR_CE_BPTJSRBBPNZK_BBBB_20240109

Holdings

Account # Y80-813419
FNU GAGAN - INDIVIDUAL - TOD

Stocks (continued)

Description	Percent of Holdings	Quantity	Price Per Unit	Total Market Value	Total Cost Basis	Unrealized Gain/Loss	Income Earned
SALESFORCE INC COM (CRM)	0.65	0.480	263.1400	126.30	102.43	23.87	-
SCHWAB CHARLES CORP COM (SCHW)	0.30	0.850	68.8000	58.48	53.36	5.12	0.11
SEMPRA COM (SRE)	0.20	0.540	74.7300	40.35	37.49	2.86	0.32
SERVICENOW INC COM USD0.001 (NOW)	0.40	0.110	706.4900	77.71	65.80	11.91	-
SHERWIN-WILLIAMS CO (SHW)	0.32	0.200	311.9000	62.38	53.38	9.00	0.12
SNOWFLAKE INC CL A (SNOW)	0.20	0.200	199.0000	39.80	31.34	8.46	-
SOUTHERN CO (SO)	0.21	0.600	70.1200	42.07	40.09	1.98	0.87
SPLUNK INC COM USD0.001 (SPLK)	0.09	0.120	152.3500	18.28	17.61	0.67	-
BLOCK INC CL A (SQ)	0.18	0.460	77.3500	35.58	22.04	13.54	-
STARBUCKS CORP COM USD0.001 (SBUX)	0.31	0.630	96.0100	60.48	60.33	0.15	0.48
STATE STREET CORP (STT)	0.14	0.360	77.4600	27.88	23.51	4.37	0.10
STRYKER CORPORATION COM (SYK)	0.30	0.200	299.4600	59.89	59.25	0.64	0.13
SYNOPSIS INC (SNPS)	0.23	0.090	514.9100	46.34	39.58	6.76	-
SYSCO CORP (SYY)	0.14	0.380	73.1300	27.78	24.52	3.26	0.28
TJX COMPANIES INC (TJX)	0.34	0.710	93.8100	66.60	59.49	7.11	0.32
T-MOBILE US INC COM (TMUS)	0.22	0.270	160.3300	43.28	37.18	6.10	0.18
TARGET CORP (TGT)	0.21	0.290	142.4200	41.30	32.23	9.07	0.60
TARGA RESOURCES CORP (TRGP)	0.14	0.330	86.8700	28.66	25.73	2.93	0.20
TESLA INC COM (TSLA)	1.73	1.350	248.4800	335.44	290.49	44.95	-
TEXAS INSTRUMENTS INC COM USD1.00 (TXN)	0.44	0.500	170.4600	85.23	77.20	8.03	0.31
THERMO FISHER SCIENTIFIC INC (TMO)	0.24	0.090	530.7900	47.77	44.68	3.09	0.04
3M CO (MMM)	0.19	0.350	109.3200	38.26	35.90	2.36	1.15
TRANSDIGM GROUP INC (TDG)	0.20	0.040	1,011.6000	40.46	31.59	8.87	1.40

S
YR_CE_BPTJSRBBPNZK_BBBB_20240109



Holdings

Account # Y80-813419
FNU GAGAN - INDIVIDUAL - TOD

Stocks (continued)

Description	Percent of Holdings	Quantity	Price Per Unit	Total Market Value	Total Cost Basis	Unrealized Gain/Loss	Income Earned
TRAVELERS COMPANIES INC COM STK NPV (TRV)	0.18	0.190	190.4900	36.19	31.80	4.39	0.25
TRUIST FINL CORP COM (TFC)	0.21	1.130	36.9200	41.71	31.04	10.67	0.97
UBER TECHNOLOGIES INC COM (UBER)	0.34	1.080	61.5700	66.49	47.73	18.76	-
UNION PAC CORP COM (UNP)	0.35	0.280	245.6200	68.77	57.32	11.45	0.57
UNITED PARCEL SERVICE INC CL B (UPS)	0.31	0.390	157.2300	61.31	58.85	2.46	1.05
UNITED RENTALS INC (URI)	0.17	0.060	573.4200	34.40	22.93	11.47	0.16
UNITEDHEALTH GROUP INC (UNH)	1.14	0.420	526.4700	221.11	221.30	-0.19	1.34
VALERO ENERGY CORP COM (VLO)	0.21	0.320	130.0000	41.60	40.52	1.08	0.28
VERIZON COMMUNICATIONS INC (VZ)	0.45	2.330	37.7000	87.84	89.37	-1.53	0.94
VERISK ANALYTICS INC COM (VRSK)	0.18	0.150	238.8600	35.82	36.36	-0.54	0.08
VERTEX PHARMACEUTICALS INC (VRTX)	0.33	0.160	406.8900	65.10	55.23	9.87	-
VISA INC (V)	0.96	0.720	260.3500	187.45	169.02	18.43	0.63
WABTEC COM (WAB)	0.18	0.280	126.9000	35.53	29.73	5.80	0.05
WALMART INC COM (WMT)	0.49	0.610	157.6500	96.16	94.79	1.37	0.22
WARNER BROS DISCOVERY INC COM SER A (WBD)	0.09	1.550	11.3800	17.63	15.30	2.33	-
WASTE MANAGEMENT INC (WM)	0.18	0.200	179.1000	35.82	31.34	4.48	0.30
WELLS FARGO CO NEW COM (WFC)	0.51	2.020	49.2200	99.42	84.66	14.76	0.78
WEST PHARMACEUTICAL SERVICES INC (WST)	0.14	0.080	352.1200	28.16	27.89	0.27	-
WILLIAMS COS INC COM (WMB)	0.13	0.730	34.8300	25.42	22.15	3.27	0.88

S

YR_CE_BPTJSRBBPNZK_BBBB_20240109



Holdings

Account # Y80-813419
FNU GAGAN - INDIVIDUAL - TOD

Stocks (continued)

Description	Percent of Holdings	Quantity	Price Per Unit	Total Market Value	Total Cost Basis	Unrealized Gain/Loss	Income Earned
WORKDAY INC COM USD0.001 CL A(WDAY)	0.19	0.140	276.0600	38.64	38.01	0.63	-
XCEL ENERGY INC COM USD2.5(XEL)	0.20	0.630	61.9100	39.00	37.14	1.86	0.21
XYLEM INC COM USD0.01(XYL)	0.15	0.260	114.3600	29.73	23.75	5.98	0.09
ZIMMER BIOMET HOLDINGS INC COM(ZBH)	0.15	0.250	121.7000	30.42	26.27	4.15	-
ZOETIS INC(ZTS)	0.30	0.300	197.3700	59.21	50.81	8.40	0.03
Total Stocks	95.87%			\$18,775.86	\$16,495.03	\$2,280.83	\$84.36

Other

Description	Percent of Holdings	Quantity	Price Per Unit	Total Market Value Accrued Interest (AI)	Total Cost Basis	Unrealized Gain/Loss	Income Earned
ALEXANDRIA REAL ESTATE EQUITIES COM USD0.01 (ARE)	0.18%	0.280	\$126.7700	\$35.49	\$26.99	\$8.50	\$0.11
AMERICAN TOWER CORP NEW COM (AMT)	0.32	0.290	215.8800	62.60	59.05	3.55	0.12
AVALONBAY COMMUNITIES INC COM USD0.01 (AVB)	0.16	0.170	187.2200	31.82	29.11	2.71	0.12
DIGITAL REALTY TRUST INC (DLR)	0.12	0.180	134.5800	24.22	19.99	4.23	0.30
EQUINIX INC COM(EQIX)	0.24	0.060	805.3900	48.32	46.36	1.96	0.38
EXTRA SPACE STORAGE INC (EXR)	0.15	0.190	160.3300	30.46	19.43	11.03	0.31
MID-AMER APT CMNTYS INC COM (MAA)	0.17	0.250	134.4600	33.61	31.33	2.28	0.29
PROLOGIS INC. COM(PLD)	0.35	0.510	133.3000	67.98	57.88	10.10	0.88
PUBLIC STORAGE COM USD0.10(PSA)	0.18	0.120	305.0000	36.60	30.50	6.10	0.36
REALTY INCOME CORP COM(O)	0.30	1.020	57.4200	58.56	50.69	7.87	0.46

S
YR_CE_BPTJSRBBPNZK_BBBB 20240109



Holdings

Account # Y80-813419
FNU GAGAN - INDIVIDUAL - TOD

Other (continued)

Description	Percent of Holdings	Quantity	Price Per Unit	Total Market Value Accrued Interest (AI)	Total Cost Basis	Unrealized Gain/Loss	Income Earned
WELLTOWER INC COM (WELL)	0.15	0.330	90.1700	29.75 -	26.38	3.37	0.42
Total Other	2.32%			\$459.41	\$397.71	\$61.70	\$3.75
Total Holdings	100%^r			\$19,349.93	\$16,892.74	\$2,342.53	\$99.80
				Total income earned on positions no longer held			\$12.20

All positions held in cash account unless indicated otherwise.

Total Cost Basis does not include the cost basis on core, money market or other positions where cost basis is unknown or not applicable.

^r Please note that due to rounding, percentages may not add to 100%.

Activity

Security Name	Settlement Date	Symbol/ CUSIP	Transaction Description	Quantity	Price Per Unit	Total Cost Basis	Amount
FIDELITY GOVERNMENT CASH RESERVES	04/28	316067107	Dividend Received	-	-	-	\$2.42
	05/31	316067107	Dividend Received	-	-	-	1.45
	06/30	316067107	Dividend Received	-	-	-	0.76
	07/31	316067107	Dividend Received	-	-	-	0.39
	08/31	316067107	Dividend Received	-	-	-	0.72
	09/29	316067107	Dividend Received	-	-	-	1.01
	10/31	316067107	Dividend Received	-	-	-	1.11

S

YR_CE_BPTJSRBBPNZK_BBBB 20240109

Activity

Account # Y80-813419
FNU GAGAN - INDIVIDUAL - TOD

Security Name	Settlement Date	Symbol/ CUSIP	Transaction Description	Quantity	Price Per Unit	Total Cost Basis	Amount
	11/30	316067107	Dividend Received	-	-	-	1.33
	12/29	316067107	Dividend Received	-	-	-	2.50
Z26-066555-1	04/10		Transferred From	-	-	-	\$5,000.00
Z26-066555-1	05/04		Transferred From	-	-	-	\$500.00
Z20-785523-1	08/28		Transferred From	-	-	-	\$250.00
Z26-066555-1	10/30		Transferred From	-	-	-	\$3,000.00
AMCOR PLC ORD USD0.01 ISIN #JE00BJ1F3079 SEDOL #BJ1F307 EXEC ON MULT EXCHG DETAILS ON REQUEST AVERAGE PRICE TRADE DETAILS ON REQUEST	10/05	G0250X107	You Bought	2.860	\$8.97954	-	-\$25.68
	11/02	G0250X107	You Bought	0.940	8.85890	-	-8.33
	12/12	G0250X107	Dividend Received	-	-	-	0.48
AON PLC SHS CL A COM USD0.01	04/14	G0403H108	You Bought	0.040	\$322.90370	-	-\$12.92
	05/15	G0403H108	Dividend Received	-	-	-	0.02
	06/13	G0403H108	You Bought	0.010	311.72470	-	-3.12
	08/15	G0403H108	Dividend Received	-	-	-	0.03
	08/31	G0403H108	You Bought	0.010	331.95000	-	-3.32
	09/07	G0403H108	You Bought	0.010	334.54550	-	-3.35
	11/02	G0403H108	You Sold <i>Short-term loss: \$0.53</i>	-0.040	309.63028	12.92	12.39
	11/02	G0403H108	You Sold <i>Short-term loss: \$0.22</i>	-0.010	309.63028	3.32	3.10
	11/02	G0403H108	You Sold <i>Short-term loss: \$0.02</i>	-0.010	309.63028	3.12	3.10

S
YR_CE_BPTJSRBBPNZK_BBBB 20240109



Activity

Account # Y80-813419
FNU GAGAN - INDIVIDUAL - TOD

Security Name	Settlement Date	Symbol/ CUSIP	Transaction Description	Quantity	Price Per Unit	Total Cost Basis	Amount
	11/02	G0403H108	You Sold <i>Short-term loss: \$0.25</i>	-0.010	309.63028	3.35	3.10
	11/15	G0403H108	Dividend Received	-	-	-	0.04
	12/06	G0403H108	You Bought	0.140	328.62000	-	-46.01
ARCH CAPITAL GROUP COM STK USD0.01 EXEC ON MULT EXCHG DETAILS ON REQUEST AVERAGE PRICE TRADE DETAILS ON REQUEST	11/06	G0450A105	You Bought	0.290	\$86.66029	-	-\$25.13
	12/06	G0450A105	You Sold <i>Short-term loss: \$1.12</i>	-0.290	82.79000	25.13	24.01
ACCENTURE PLC	04/14	G1151C101	You Bought	0.090	\$286.94500	-	-\$25.83
	04/17	G1151C101	You Bought	0.020	282.22900	-	-5.64
	05/11	G1151C101	You Bought	0.030	263.99510	-	-7.92
	08/15	G1151C101	Dividend Received	-	-	-	0.16
	09/07	G1151C101	You Bought	0.040	325.28170	-	-13.01
	10/05	G1151C101	You Bought	0.040	309.05000	-	-12.36
	11/02	G1151C101	You Bought	0.050	296.46170	-	-14.82
	11/15	G1151C101	Dividend Received	-	-	-	0.28
	12/06	G1151C101	You Bought	0.040	337.01230	-	-13.48
EATON CORPORATION PLC AVERAGE PRICE TRADE DETAILS ON REQUEST	04/14	G29183103	You Bought	0.080	\$162.98636	-	-\$13.04
	04/27	G29183103	You Sold <i>Transaction cost: \$-0.01</i> <i>Short-term gain: \$0.16</i>	-0.070	165.40000	11.41	11.57
	05/08	G29183103	You Bought	0.070	169.66990	-	-11.88
	05/10	G29183103	You Bought	0.030	170.36000	-	-5.11

S
YR_CE_BPTJSRBBBPNZK_BBBB 20240109

Activity

Account # Y80-813419
FNU GAGAN - INDIVIDUAL - TOD

Security Name	Settlement Date	Symbol/ CUSIP	Transaction Description	Quantity	Price Per Unit	Total Cost Basis	Amount
	05/26	G29183103	Dividend Received	-	-	-	0.07
	08/25	G29183103	Dividend Received	-	-	-	0.09
	10/05	G29183103	You Bought	0.030	210.03910	-	-6.30
	11/02	G29183103	You Bought	0.050	204.45000	-	-10.22
	11/24	G29183103	Dividend Received	-	-	-	0.16
	12/07	G29183103	You Bought	0.060	226.75610	-	-13.61
FERGUSON PLC ORD GBP0.10	06/06	G3421J106	You Bought	0.060	\$146.96000	-	-\$8.82
	08/04	G3421J106	Dividend Received	-	-	-	0.05
	11/02	G3421J106	You Bought	0.080	150.38220	-	-12.03
	11/15	G3421J106	Dividend Received	-	-	-	0.05
HORIZON PHARMA PLC COM USD0.0001 ISIN #IE00BQPVQZ61	05/08	G46188101	You Bought	0.040	\$110.34000	-	-\$4.41
	06/13	G46188101	You Sold <i>Transaction cost: \$-0.01</i> <i>Short-term loss: \$0.44</i>	-0.040	99.48500	4.41	3.97
JOHNSON CONTROLS INTERNATIONAL PLC COM USD1.00	04/14	G51502105	You Bought	0.160	\$57.53990	-	-\$9.21
	04/27	G51502105	You Sold <i>Transaction cost: \$-0.01</i> <i>Short-term gain: \$0.07</i>	-0.090	58.48000	5.18	5.25
	05/08	G51502105	You Bought	0.090	58.63500	-	-5.28
	07/14	G51502105	Dividend Received	-	-	-	0.06
	08/07	G51502105	You Bought	0.120	62.25960	-	-7.47
	09/07	G51502105	You Sold <i>Short-term loss: \$0.43</i>	-0.120	58.63050	7.47	7.04
	09/07	G51502105	You Sold	-0.090	58.63050	5.28	5.28

\$

YR_CE_BPTJSRBBPNZK_BBBB 20240109



Activity

Account # Y80-813419
FNU GAGAN - INDIVIDUAL - TOD

Security Name	Settlement Date	Symbol/ CUSIP	Transaction Description	Quantity	Price Per Unit	Total Cost Basis	Amount
	09/07	G51502105	You Sold <i>Short-term gain: \$0.07</i>	-0.070	58.63050	4.03	4.10
	10/17	G51502105	You Bought	0.420	52.21000	-	-21.93
	11/02	G51502105	You Bought	0.150	48.70000	-	-7.31
LINDE PLC COM EURO.001 AVERAGE PRICE TRADE DETAILS ON REQUEST	04/14	G54950103	You Bought	0.070	\$362.26431	-	-\$25.36
	04/27	G54950103	You Sold <i>Transaction cost: \$-0.01</i> <i>Short-term gain: \$0.10</i>	-0.020	368.12200	7.25	7.35
	05/02	G54950103	You Sold <i>Transaction cost: \$-0.01</i> <i>Short-term gain: \$0.11</i>	-0.020	367.85000	7.24	7.35
	05/08	G54950103	You Bought	0.040	360.71673	-	-14.43
	05/09	G54950103	You Bought	0.010	365.37826	-	-3.65
	06/13	G54950103	You Bought	0.030	359.95000	-	-10.80
	06/16	G54950103	Dividend Received	-	-	-	0.10
	09/07	G54950103	You Bought	0.030	385.61000	-	-11.57
	09/19	G54950103	Dividend Received	-	-	-	0.14
	10/05	G54950103	You Bought	0.030	374.28000	-	-11.23
	11/02	G54950103	You Bought	0.040	379.14789	-	-15.17
	12/06	G54950103	You Bought	0.050	409.91440	-	-20.50
	12/18	G54950103	Dividend Received	-	-	-	0.27
MEDTRONIC PLC	04/14	G5960L103	You Bought	0.210	\$81.57000	-	-\$17.13
	05/10	G5960L103	You Bought	0.050	89.63500	-	-4.48
	06/13	G5960L103	You Bought	0.090	83.07760	-	-7.48

S
YR_CE_BPTJSRBBPNZK_BBBB_20240109



Activity

Account # Y80-813419
FNU GAGAN - INDIVIDUAL - TOD

Security Name	Settlement Date	Symbol/ CUSIP	Transaction Description	Quantity	Price Per Unit	Total Cost Basis	Amount
	07/14	G5960L103	Dividend Received	-	-	-	0.24
	08/31	G5960L103	You Sold <i>Short-term loss: \$0.40</i>	-0.050	81.65010	4.48	4.08
	10/05	G5960L103	You Bought	0.280	76.40000	-	-21.39
	10/13	G5960L103	Dividend Received	-	-	-	0.21
	11/02	G5960L103	You Bought	0.160	70.75990	-	-11.32
APTIV PLC COM USD0.01 ISIN #JE00B783TY65 SEDOL #B783TY6	04/14	G6095L109	You Bought	0.060	\$105.39340	-	-\$6.32
	04/27	G6095L109	You Sold <i>Transaction cost: \$-0.01</i> <i>Short-term loss: \$0.10</i>	-0.060	103.76850	6.32	6.22
	10/05	G6095L109	You Bought	0.180	95.69890	-	-17.23
	11/02	G6095L109	You Bought	0.080	87.00990	-	-6.96
	12/06	G6095L109	You Sold <i>Short-term loss: \$2.02</i>	-0.180	84.48500	17.23	15.21
	12/06	G6095L109	You Sold <i>Short-term loss: \$0.20</i>	-0.080	84.48500	6.96	6.76
ROYALTY PHARMA PLC COM USD0.0001 CLASS A	09/08	G7709Q104	You Bought	0.730	\$29.51000	-	-\$21.54
	10/17	G7709Q104	You Sold <i>Short-term loss: \$1.65</i>	-0.730	27.25020	21.54	19.89
TRANE TECHNOLOGIES PLC COM USD1	04/14	G8994E103	You Bought	0.060	\$174.80410	-	-\$10.49
	06/06	G8994E103	You Sold <i>Transaction cost: \$-0.01</i> <i>Short-term loss: \$0.27</i>	-0.060	170.50000	10.49	10.22
	06/30	G8994E103	Dividend Received	-	-	-	0.05
	10/05	G8994E103	You Bought	0.110	196.56780	-	-21.62
	11/02	G8994E103	You Bought	0.030	190.75000	-	-5.72
	12/29	G8994E103	Dividend Received	-	-	-	0.11

S
YR_CE_BPTJSRBBPNZK_BBBB 20240109



Activity

Account # Y80-813419
FNU GAGAN - INDIVIDUAL - TOD

Security Name	Settlement Date	Symbol/ CUSIP	Transaction Description	Quantity	Price Per Unit	Total Cost Basis	Amount
GARMIN LTD COM CHF10.00	10/05	H2906T109	You Bought	0.210	\$103.52500	-	-\$21.74
	11/02	H2906T109	You Bought	0.060	102.25000	-	-6.14
	12/29	H2906T109	Dividend Received	-	-	-	0.20
TE CONNECTIVITY LTD COM CHF0.57 AVERAGE PRICE TRADE DETAILS ON REQUEST	04/14	H84989104	You Bought	0.100	\$126.84995	-	-\$12.68
	04/27	H84989104	You Sold <i>Transaction cost: \$-0.01 Short-term loss: \$0.08</i>	-0.100	126.12500	12.68	12.60
	08/04	H84989104	You Bought	0.210	142.61990	-	-29.95
	09/01	H84989104	Dividend Received	-	-	-	0.12
	09/07	H84989104	You Sold <i>Short-term loss: \$2.27</i>	-0.210	131.82228	29.95	27.68
	10/17	H84989104	You Bought	0.270	122.50002	-	-33.08
	11/02	H84989104	You Bought	0.100	116.97990	-	-11.70
	12/01	H84989104	Dividend Received	-	-	-	0.22
NXP SEMICONDUCTORS NV AVERAGE PRICE TRADE DETAILS ON REQUEST	04/14	N6596X109	You Bought	0.050	\$172.03552	-	-\$8.60
	07/06	N6596X109	Dividend Received	-	-	-	0.05
	07/07	N6596X109	You Sold <i>Short-term gain: \$1.65</i>	-0.050	205.06000	8.60	10.25
ROYAL CARIBBEAN GROUP COM USD0.01	06/13	V7780T103	You Bought	0.080	\$91.00000	-	-\$7.28
	11/02	V7780T103	You Sold <i>Short-term loss: \$0.51</i>	-0.080	84.56420	7.28	6.77
AFLAC INC COM USD0.10	06/06	001055102	You Bought	0.240	\$66.24150	-	-\$15.90
	09/01	001055102	Dividend Received	-	-	-	0.10

YR_CE_BPTJSRBBBPNZK_BBBB 20240109



Activity

Account # Y80-813419
FNU GAGAN - INDIVIDUAL - TOD

Security Name	Settlement Date	Symbol/ CUSIP	Transaction Description	Quantity	Price Per Unit	Total Cost Basis	Amount
	12/01	001055102	Dividend Received	-	-	-	0.10
AES CORP COM USD0.01	11/02	00130H105	You Bought	1.200	\$14.80940	-	-\$17.77
AT&T INC COM USD1	04/14	00206R102	You Bought	1.030	\$19.77960	-	-\$20.37
	06/06	00206R102	You Sold <i>Transaction cost: \$-0.01</i> <i>Short-term loss: \$4.86</i>	-1.030	15.07235	20.37	15.51
	07/07	00206R102	You Bought	1.730	16.12395	-	-27.89
	08/01	00206R102	Dividend Received	-	-	-	0.48
	08/31	00206R102	You Sold <i>Short-term loss: \$2.64</i>	-1.730	14.59500	27.89	25.25
	10/05	00206R102	You Bought	2.580	14.73997	-	-38.03
	11/01	00206R102	Dividend Received	-	-	-	0.72
	11/02	00206R102	You Bought	0.710	15.34000	-	-10.89
	12/07	00206R102	You Bought	0.480	17.22500	-	-8.27
ABBOTT LABORATORIES	04/14	002824100	You Bought	0.250	\$103.40950	-	-\$25.85
	05/09	002824100	You Bought	0.050	111.44000	-	-5.57
	05/15	002824100	Dividend Received	-	-	-	0.13
	06/13	002824100	You Bought	0.090	100.94500	-	-9.09
	08/04	002824100	You Bought	0.050	109.77500	-	-5.49
	08/15	002824100	Dividend Received	-	-	-	0.20
	09/07	002824100	You Sold <i>Short-term loss: \$0.48</i>	-0.050	101.77549	5.57	5.09
	09/07	002824100	You Sold <i>Short-term loss: \$0.08</i>	-0.010	101.77549	1.10	1.02
	09/08	002824100	You Sold <i>Short-term loss: \$0.38</i>	-0.040	100.15000	4.39	4.01

S
YR_CE_BPTJSRBBPNZK_BBBB 20240109



Activity

Account # Y80-813419
FNU GAGAN - INDIVIDUAL - TOD

Security Name	Settlement Date	Symbol/CUSIP	Transaction Description	Quantity	Price Per Unit	Total Cost Basis	Amount
	10/05	002824100	You Sold <i>Short-term loss: \$2.12</i> <i>Short-term disallowed loss: \$2.12</i> <i>Wash sale of: 10/03/2023</i> <i>\$2.12</i>	-0.250	94.93130	25.85	23.73
	10/05	002824100	You Sold <i>Short-term loss: \$0.55</i> <i>Short-term disallowed loss: \$0.55</i> <i>Wash sale of: 10/03/2023</i> <i>\$0.55</i>	-0.090	94.93130	9.09	8.54
	11/06	002824100	You Bought	0.680	95.03347	-	-64.62
	12/06	002824100	You Bought	0.240	105.19990	-	-25.25
ABBVIE INC COM USD0.01	04/14	00287Y109	You Bought	0.240	\$162.85000	-	-\$39.08
	04/27	00287Y109	You Sold <i>Transaction cost: \$-0.01</i> <i>Short-term gain: \$0.26</i>	-0.110	165.27810	17.91	18.17
	05/08	00287Y109	You Bought	0.090	147.84000	-	-13.31
	05/09	00287Y109	You Bought	0.050	148.26110	-	-7.41
	05/11	00287Y109	You Bought	0.030	147.20000	-	-4.42
	05/15	00287Y109	Dividend Received	-	-	-	0.36
	06/06	00287Y109	You Bought	0.020	134.88028	-	-2.70
	06/13	00287Y109	You Bought	0.060	138.47840	-	-8.31
	07/07	00287Y109	You Bought	0.020	135.77500	-	-2.72
	08/15	00287Y109	Dividend Received	-	-	-	0.59
	08/31	00287Y109	You Sold <i>Short-term loss: \$1.74</i>	-0.120	148.30000	19.54	17.80
	09/08	00287Y109	You Sold <i>Short-term loss: \$0.18</i>	-0.010	144.52000	1.63	1.45

YR_CE_BPTJSRBBPNZK_BBBB 20240109 S



Activity

Account # Y80-813419
FNU GAGAN - INDIVIDUAL - TOD

Security Name	Settlement Date	Symbol/ CUSIP	Transaction Description	Quantity	Price Per Unit	Total Cost Basis	Amount
	10/17	00287Y109	You Bought	0.190	148.40970	-	-28.20
	11/02	00287Y109	You Bought	0.220	140.28040	-	-30.86
	11/03	00287Y109	You Bought	0.010	142.48827	-	-1.42
	11/06	00287Y109	You Bought	0.030	142.47117	-	-4.27
	11/15	00287Y109	Dividend Received	-	-	-	0.40
	12/06	00287Y109	You Bought	0.150	144.04850	-	-21.61
ACTIVISION BLIZZARD INC COM	04/14	00507V109	You Bought	0.130	\$85.33990	-	-\$11.09
	04/27	00507V109	You Sold <i>Transaction cost: \$-0.01</i> <i>Short-term gain: \$0.11</i>	-0.130	86.20330	11.09	11.20
	05/08	00507V109	You Bought	0.150	73.87860	-	-11.08
	08/04	00507V109	You Bought	0.080	91.84990	-	-7.35
	08/17	00507V109	Dividend Received	-	-	-	0.15
	08/31	00507V109	You Bought	0.040	91.99500	-	-3.68
ADOBE SYSTEMS INCORPORATED COM	04/14	00724F101	You Bought	0.070	\$372.47000	-	-\$26.07
	04/27	00724F101	You Sold <i>Transaction cost: \$-0.01</i> <i>Short-term loss: \$0.10</i>	-0.060	370.94500	22.35	22.25
	06/06	00724F101	You Bought	0.050	431.85000	-	-21.59
	06/13	00724F101	You Bought	0.020	462.66990	-	-9.25
	07/07	00724F101	You Bought	0.020	483.71790	-	-9.67
	09/07	00724F101	You Bought	0.020	559.17500	-	-11.18
	10/05	00724F101	You Bought	0.020	511.75000	-	-10.24

S
YR_CE_BPTJSRBBPNZK_BBBB 20240109



Activity

Account # Y80-813419
FNU GAGAN - INDIVIDUAL - TOD

Security Name	Settlement Date	Symbol/ CUSIP	Transaction Description	Quantity	Price Per Unit	Total Cost Basis	Amount
	11/02	00724F101	You Bought	0.040	526.63643	-	-21.07
	11/06	00724F101	You Bought	0.020	556.16717	-	-11.12
	12/06	00724F101	You Bought	0.020	605.50590	-	-12.11
ADVANCED MICRO DEVICES INC AVERAGE PRICE TRADE DETAILS ON REQUEST	04/14	007903107	You Bought	0.240	\$93.47332	-	-\$22.43
	05/10	007903107	You Bought	0.030	89.35000	-	-2.68
	05/11	007903107	You Bought	0.040	95.27070	-	-3.81
	07/07	007903107	You Bought	0.040	116.43000	-	-4.66
	08/07	007903107	You Bought	0.040	112.13000	-	-4.49
	09/07	007903107	You Bought	0.070	106.97990	-	-7.49
	10/05	007903107	You Bought	0.070	102.00000	-	-7.14
	11/02	007903107	You Bought	0.150	95.62330	-	-14.34
	12/06	007903107	You Bought	0.140	118.20000	-	-16.55
AGILENT TECHNOLOGIES INC COM USD0.01	04/14	00846U101	You Bought	0.080	\$140.68990	-	-\$11.26
	05/11	00846U101	You Bought	0.050	126.69000	-	-6.33
	06/13	00846U101	You Sold <i>Transaction cost: \$-0.01</i> <i>Short-term loss: \$2.00</i>	-0.080	115.83560	11.26	9.26
	06/13	00846U101	You Sold <i>Transaction cost: \$-0.01</i> <i>Short-term loss: \$0.55</i>	-0.050	115.83560	6.33	5.78
	08/31	00846U101	You Bought	0.200	120.53000	-	-24.11
	10/05	00846U101	You Sold <i>Short-term loss: \$1.86</i>	-0.200	111.27000	24.11	22.25

YR_CE_BPTJSRBBPNZK_BBBB 20240109 S



Activity

Account # Y80-813419
FNU GAGAN - INDIVIDUAL - TOD

Security Name	Settlement Date	Symbol/ CUSIP	Transaction Description	Quantity	Price Per Unit	Total Cost Basis	Amount
	10/25	00846U101	Dividend Received	-	-	-	0.05
	12/06	00846U101	You Bought	0.470	128.09730	-	-60.21
AIRBNB INC COM CL A	04/14	009066101	You Bought	0.070	\$113.81990	-	-\$7.97
	04/27	009066101	You Sold <i>Transaction cost: \$-0.01</i> <i>Short-term loss: \$0.01</i>	-0.070	113.82200	7.97	7.96
	06/13	009066101	You Bought	0.100	120.66000	-	-12.07
	09/07	009066101	You Bought	0.050	142.00000	-	-7.10
	10/17	009066101	You Sold <i>Short-term loss: \$0.83</i>	-0.050	125.34000	7.10	6.27
	11/02	009066101	You Sold <i>Short-term loss: \$0.47</i>	-0.100	116.04010	12.07	11.60
AIR PRODUCTS AND CHEMICALS INC	04/14	009158106	You Bought	0.040	\$288.36000	-	-\$11.53
	04/27	009158106	You Sold <i>Transaction cost: \$-0.01</i> <i>Short-term gain: \$0.04</i>	-0.020	291.07010	5.77	5.81
	05/08	009158106	You Bought	0.020	293.15000	-	-5.86
	06/13	009158106	You Bought	0.020	280.06990	-	-5.60
	08/14	009158106	Dividend Received	-	-	-	0.11
	09/08	009158106	You Bought	0.030	292.69690	-	-8.78
	11/02	009158106	You Bought	0.030	280.63000	-	-8.42
	11/13	009158106	Dividend Received	-	-	-	0.16
	12/06	009158106	You Sold <i>Short-term loss: \$0.68</i>	-0.030	269.98023	8.78	8.10
	12/06	009158106	You Sold <i>Short-term loss: \$0.32</i>	-0.030	269.98023	8.42	8.10
	12/06	009158106	You Sold <i>Short-term loss: \$0.20</i>	-0.020	269.98023	5.60	5.40

YR_CE_BPTJSRBBBPNZK_BBBB 20240109 S



Activity

Account # Y80-813419
FNU GAGAN - INDIVIDUAL - TOD

Security Name	Settlement Date	Symbol/ CUSIP	Transaction Description	Quantity	Price Per Unit	Total Cost Basis	Amount
	12/06	009158106	You Sold <i>Short-term loss: \$0.36</i>	-0.020	269.98023	5.76	5.40
	12/06	009158106	You Sold <i>Short-term loss: \$0.46</i>	-0.020	269.98023	5.86	5.40
AKAMAI TECHNOLOGIES COM USD0.01	05/08	00971T101	You Bought	0.120	\$78.23430	-	-\$9.39
	05/09	00971T101	You Bought	0.050	78.21000	-	-3.91
ALBEMARLE CORP COM USD0.01	04/14	012653101	You Bought	0.020	\$204.00700	-	-\$4.08
	05/09	012653101	You Bought	0.010	183.52320	-	-1.84
	07/03	012653101	Dividend Received	-	-	-	0.01
	08/07	012653101	You Bought	0.020	204.51000	-	-4.09
	09/07	012653101	You Sold <i>Short-term loss: \$0.12</i>	-0.020	198.43000	4.09	3.97
	09/07	012653101	You Sold <i>Short-term loss: \$0.11</i>	-0.020	198.43000	4.08	3.97
	09/07	012653101	You Sold <i>Short-term gain: \$0.14</i>	-0.010	198.43000	1.84	1.98
ALEXANDRIA REAL ESTATE EQUITIES COM USD0.01	06/13	015271109	You Bought	0.090	\$120.59630	-	-\$10.85
	07/14	015271109	Dividend Received	-	-	-	0.11
	08/07	015271109	You Bought	0.040	119.81000	-	-4.79
	09/07	015271109	You Sold <i>Short-term loss: \$0.33</i>	-0.090	116.89000	10.85	10.52
	09/07	015271109	You Sold <i>Short-term loss: \$0.11</i>	-0.040	116.89000	4.79	4.68
	10/17	015271109	You Bought	0.190	98.28610	-	-18.67
	11/03	015271109	You Bought	0.090	92.41104	-	-8.32

\$

YR_CE_BPTJSRBBPNZK_BBBB 20240109



Activity

Account # Y80-813419
FNU GAGAN - INDIVIDUAL - TOD

Security Name	Settlement Date	Symbol/CUSIP	Transaction Description	Quantity	Price Per Unit	Total Cost Basis	Amount
ALIGN TECHNOLOGY INC COM USD0.0001	04/14	016255101	You Bought	0.020	\$339.33000	-	-\$6.79
	04/27	016255101	You Sold <i>Transaction cost: \$-0.01</i> <i>Short-term gain: \$0.15</i>	-0.010	355.83000	3.40	3.55
	05/09	016255101	You Bought	0.010	308.70600	-	-3.09
	06/13	016255101	You Sold <i>Transaction cost: \$-0.01</i> <i>Short-term loss: \$0.33</i>	-0.010	307.34000	3.39	3.06
	06/13	016255101	You Sold <i>Transaction cost: \$-0.01</i> <i>Short-term loss: \$0.03</i>	-0.010	307.34000	3.09	3.06
ALLIANT ENERGY CORP COM USD0.01	04/14	018802108	You Bought	0.200	\$55.34000	-	-\$11.07
	04/27	018802108	You Sold <i>Transaction cost: \$-0.01</i> <i>Short-term gain: \$0.08</i>	-0.200	55.80400	11.07	11.15
ALLSTATE CORP COM USD0.01	04/14	020002101	You Bought	0.060	\$116.15800	-	-\$6.97
	06/06	020002101	You Sold <i>Transaction cost: \$-0.01</i> <i>Short-term loss: \$0.39</i>	-0.060	109.86560	6.97	6.58
	07/03	020002101	Dividend Received	-	-	-	0.05
	09/07	020002101	You Bought	0.160	110.04000	-	-17.61
ALNYLAM PHARMACEUTICALS INC	04/14	02043Q107	You Bought	0.030	\$205.29000	-	-\$6.16
	06/06	02043Q107	You Sold <i>Transaction cost: \$-0.01</i> <i>Short-term loss: \$0.48</i>	-0.030	189.58000	6.16	5.68
	10/05	02043Q107	You Bought	0.090	175.70102	-	-15.81
	11/06	02043Q107	You Sold <i>Short-term loss: \$1.62</i>	-0.090	157.63461	15.81	14.19
ALPHABET INC CAP STK CL C	04/14	02079K107	You Bought	0.760	\$106.81890	-	-\$81.18
	05/02	02079K107	You Sold <i>Transaction cost: \$-0.01</i>	-0.290	106.85000	30.98	30.98

S
YR_CE_BPTJSRBBPNZK_BBBB 20240109



Activity

Account # Y80-813419
FNU GAGAN - INDIVIDUAL - TOD

Security Name	Settlement Date	Symbol/ CUSIP	Transaction Description	Quantity	Price Per Unit	Total Cost Basis	Amount
	06/06	02079K107	You Bought	0.330	125.04790	-	-41.27
	06/13	02079K107	You Bought	0.130	123.97420	-	-16.12
	07/07	02079K107	You Bought	0.090	122.27790	-	-11.01
	08/04	02079K107	You Bought	0.090	129.64000	-	-11.67
	08/07	02079K107	You Bought	0.040	128.77500	-	-5.15
	08/31	02079K107	You Bought	0.060	134.25500	-	-8.06
	09/07	02079K107	You Bought	0.100	135.95000	-	-13.60
	09/08	02079K107	You Bought	0.040	137.26840	-	-5.49
	10/05	02079K107	You Bought	0.130	133.55000	-	-17.36
	11/02	02079K107	You Bought	0.380	125.84990	-	-47.82
	11/03	02079K107	You Bought	0.070	126.37389	-	-8.85
	11/06	02079K107	You Bought	0.130	128.66311	-	-16.73
	12/06	02079K107	You Bought	0.320	130.57960	-	-41.79
	12/07	02079K107	You Bought	0.060	132.07990	-	-7.92
ALPHABET INC CAP STK CL A	04/14	02079K305	You Bought	0.850	\$105.79990	-	-\$89.93
	04/17	02079K305	You Bought	0.040	106.83500	-	-4.27
	05/02	02079K305	You Sold <i>Transaction cost: \$-0.01</i> <i>Short-term gain: \$0.02</i> <i>Short-term loss: \$0.04</i>	-0.300	105.91010	31.78	31.76

YR_CE_BPTJSRBBBPNZK_BBBB 20240109 S



Activity

Account # Y80-813419
FNU GAGAN - INDIVIDUAL - TOD

Security Name	Settlement Date	Symbol/ CUSIP	Transaction Description	Quantity	Price Per Unit	Total Cost Basis	Amount
	05/02	02079K305	You Sold <i>Transaction cost: \$-0.01</i> <i>Short-term loss: \$0.04</i> <i>Short-term disallowed loss: \$0.04</i> <i>Wash sale of: 04/28/2023</i> <i>\$0.04</i>	-0.040	105.91010	4.27	4.23
	06/06	02079K305	You Bought	0.370	124.11000	-	-45.92
	06/13	02079K305	You Bought	0.150	123.55930	-	-18.53
	07/07	02079K305	You Bought	0.110	121.37818	-	-13.35
	08/04	02079K305	You Bought	0.110	129.23990	-	-14.22
	08/07	02079K305	You Bought	0.050	128.20882	-	-6.41
	08/31	02079K305	You Bought	0.070	133.51000	-	-9.35
	09/07	02079K305	You Bought	0.110	134.89990	-	-14.84
	09/08	02079K305	You Bought	0.050	135.11259	-	-6.76
	10/05	02079K305	You Bought	0.140	132.83485	-	-18.60
	11/02	02079K305	You Bought	0.470	124.55910	-	-58.54
	11/03	02079K305	You Bought	0.080	125.27356	-	-10.02
	11/06	02079K305	You Bought	0.160	127.53143	-	-20.41
	12/06	02079K305	You Bought	0.370	129.01500	-	-47.74
	12/07	02079K305	You Bought	0.080	130.59000	-	-10.45
ALTRIA GROUP INC EXEC ON MULT EXCHG	04/14	02209S103	You Bought	0.300	\$44.86509	-	-\$13.46
DETAILS ON REQUEST AVERAGE PRICE TRADE DETAILS ON REQUEST	06/06	02209S103	You Bought	0.170	44.91370	-	-7.64

S
YR_CE_BPTJSRBBPNZK_BBBB 20240109



Activity

Account # Y80-813419
FNU GAGAN - INDIVIDUAL - TOD

Security Name	Settlement Date	Symbol/ CUSIP	Transaction Description	Quantity	Price Per Unit	Total Cost Basis	Amount
	07/10	02209S103	Dividend Received	-	-	-	0.44
	09/07	02209S103	You Bought	0.150	44.36898	-	-6.66
	10/05	02209S103	You Bought	0.140	41.15774	-	-5.76
	10/10	02209S103	Dividend Received	-	-	-	0.61
	11/02	02209S103	You Bought	0.230	40.53000	-	-9.32
	12/06	02209S103	You Sold <i>Short-term loss: \$0.59</i>	-0.300	42.91230	13.46	12.87
	12/06	02209S103	You Sold <i>Short-term gain: \$0.55</i>	-0.230	42.91230	9.32	9.87
	12/06	02209S103	You Sold <i>Short-term loss: \$0.34</i>	-0.170	42.91230	7.64	7.30
	12/06	02209S103	You Sold <i>Short-term loss: \$0.22</i>	-0.150	42.91230	6.66	6.44
	12/06	02209S103	You Sold <i>Short-term gain: \$0.25</i>	-0.140	42.91230	5.76	6.01
AMAZON.COM INC	04/14	023135106	You Bought	1.240	\$99.94990	-	-\$123.94
	04/17	023135106	You Bought	0.050	100.33658	-	-5.02
	04/27	023135106	You Sold <i>Transaction cost: \$-0.01</i> <i>Short-term gain: \$0.91</i>	-0.230	103.93500	22.99	23.90
	04/27	023135106	You Sold <i>Transaction cost: \$-0.01</i> <i>Short-term gain: \$0.17</i>	-0.050	103.93500	5.02	5.19
	05/02	023135106	You Sold <i>Transaction cost: \$-0.01</i> <i>Short-term gain: \$0.16</i>	-0.030	105.60060	3.00	3.16
	05/08	023135106	You Bought	0.140	103.96894	-	-14.56
	05/09	023135106	You Bought	0.150	104.72259	-	-15.71
	05/10	023135106	You Bought	0.030	105.45523	-	-3.16
	05/11	023135106	You Bought	0.140	105.51000	-	-14.77

YR_CE_BPTJSRBBPNZK_BBBB 20240109



Activity

Account # Y80-813419
FNU GAGAN - INDIVIDUAL - TOD

Security Name	Settlement Date	Symbol/ CUSIP	Transaction Description	Quantity	Price Per Unit	Total Cost Basis	Amount
	06/06	023135106	You Bought	0.070	124.91961	-	-8.74
	06/13	023135106	You Bought	0.160	125.43980	-	-20.07
	07/07	023135106	You Bought	0.110	130.30392	-	-14.33
	08/04	023135106	You Bought	0.180	128.41950	-	-23.12
	08/07	023135106	You Bought	0.060	127.90711	-	-7.67
	08/31	023135106	You Bought	0.060	134.29026	-	-8.06
	09/07	023135106	You Bought	0.160	136.11950	-	-21.78
	09/08	023135106	You Bought	0.090	137.37451	-	-12.36
	10/05	023135106	You Bought	0.240	125.06405	-	-30.02
	11/02	023135106	You Bought	0.730	133.25910	-	-97.28
	11/03	023135106	You Bought	0.110	135.11294	-	-14.86
	11/06	023135106	You Bought	0.240	137.77908	-	-33.07
	12/06	023135106	You Bought	0.580	144.42714	-	-83.77
	12/07	023135106	You Bought	0.120	146.34124	-	-17.56
AMEREN CORP COM USD0.01	06/13	023608102	You Bought	0.180	\$83.58560	-	-\$15.05
	06/30	023608102	Dividend Received	-	-	-	0.11
	08/31	023608102	You Sold <i>Short-term loss: \$0.52</i>	-0.180	80.70000	15.05	14.53
AMERICAN ELEC PWR CO INC COM	04/14	025537101	You Bought	0.140	\$94.32000	-	-\$13.20
	04/27	025537101	You Sold <i>Transaction cost: \$-0.01</i> <i>Short-term gain: \$0.02</i>	-0.140	94.48000	13.20	13.22
	06/06	025537101	You Bought	0.180	82.19000	-	-14.79

S
YR_CE_BPTJSRBBBPNZK_BBBB 20240109



Activity

Account # Y80-813419
FNU GAGAN - INDIVIDUAL - TOD

Security Name	Settlement Date	Symbol/ CUSIP	Transaction Description	Quantity	Price Per Unit	Total Cost Basis	Amount
	06/13	025537101	You Bought	0.050	84.36000	-	-4.22
	08/31	025537101	You Sold <i>Short-term loss: \$0.46</i>	-0.180	79.62730	14.79	14.33
	08/31	025537101	You Sold <i>Short-term loss: \$0.24</i>	-0.050	79.62730	4.22	3.98
	09/08	025537101	Dividend Received	-	-	-	0.19
	10/05	025537101	You Bought	0.410	70.99780	-	-29.11
	11/02	025537101	You Bought	0.090	75.33000	-	-6.78
	12/08	025537101	Dividend Received	-	-	-	0.44
AMERICAN EXPRESS CO COM USD0.20	04/14	025816109	You Bought	0.090	\$160.91490	-	-\$14.48
	05/10	025816109	You Bought	0.030	153.85540	-	-4.62
	07/07	025816109	You Bought	0.020	175.07136	-	-3.50
	08/10	025816109	Dividend Received	-	-	-	0.08
	08/31	025816109	You Sold <i>Short-term loss: \$0.31</i>	-0.020	159.33000	3.50	3.19
	10/05	025816109	You Sold <i>Short-term loss: \$1.25</i> <i>Short-term disallowed loss: \$1.25</i> <i>Wash sale of: 10/03/2023</i> <i>\$1.25</i>	-0.090	147.01690	14.48	13.23
	10/05	025816109	You Sold <i>Short-term loss: \$0.21</i> <i>Short-term disallowed loss: \$0.21</i> <i>Wash sale of: 10/03/2023</i> <i>\$0.21</i>	-0.030	147.01690	4.62	4.41
	11/06	025816109	You Bought	0.300	149.85467	-	-44.96

YR_CE_BPTJSRBBBPNZK_BBBB 20240109



Activity

Account # Y80-813419
FNU GAGAN - INDIVIDUAL - TOD

Security Name	Settlement Date	Symbol/ CUSIP	Transaction Description	Quantity	Price Per Unit	Total Cost Basis	Amount
AMERICAN INTERNATIONAL GROUP INC	04/14	026874784	You Bought	0.190	\$51.24820	-	-\$9.74
	04/27	026874784	You Sold <i>Transaction cost: \$-0.01</i> <i>Short-term gain: \$0.02</i>	-0.190	51.42000	9.74	9.76
	05/08	026874784	You Bought	0.180	49.59797	-	-8.93
	05/09	026874784	You Bought	0.100	53.75641	-	-5.38
	06/30	026874784	Dividend Received	-	-	-	0.10
	09/29	026874784	Dividend Received	-	-	-	0.10
	11/02	026874784	You Bought	0.270	61.17500	-	-16.52
	12/28	026874784	Dividend Received	-	-	-	0.20
AMERICAN TOWER CORP NEW COM	04/14	03027X100	You Bought	0.080	\$212.69990	-	-\$17.02
	04/28	03027X100	Dividend Received	-	-	-	0.12
	05/11	03027X100	You Bought	0.030	193.13990	-	-5.79
	06/13	03027X100	You Sold <i>Transaction cost: \$-0.01</i> <i>Short-term loss: \$1.98</i>	-0.080	188.11000	17.02	15.04
	06/13	03027X100	You Sold <i>Transaction cost: \$-0.01</i> <i>Short-term loss: \$0.16</i>	-0.030	188.11000	5.79	5.63
	08/04	03027X100	You Bought	0.160	190.24000	-	-30.44
	09/07	03027X100	You Sold <i>Short-term loss: \$0.20</i>	-0.020	180.50010	3.81	3.61
	09/08	03027X100	You Sold <i>Short-term loss: \$0.10</i>	-0.010	179.60000	1.90	1.80
	10/05	03027X100	You Sold <i>Short-term loss: \$3.98</i> <i>Short-term disallowed loss: \$3.98</i> <i>Wash sale of: 10/03/2023</i> <i>\$3.98</i>	-0.130	159.63010	24.73	20.75

YR_CE_BPTJSRBBPNZK_BBBB_20240109 S



Activity

Account # Y80-813419
FNU GAGAN - INDIVIDUAL - TOD

Security Name	Settlement Date	Symbol/ CUSIP	Transaction Description	Quantity	Price Per Unit	Total Cost Basis	Amount
	11/06	03027X100	You Bought	0.230	185.00724	-	-42.55
	12/07	03027X100	You Bought	0.060	208.67870	-	-12.52
AMERISOURCEBERGEN CORPORATION COM USD0.01 AVERAGE PRICE TRADE DETAILS ON REQUEST	06/13	03073E105	You Bought	0.070	\$176.50390	-	-\$12.36
	08/28	03073E105	Dividend Received	-	-	-	0.03
	09/07	03073E105	You Bought	0.040	173.73200	-	-6.95
	11/27	03073E105	Dividend Received	-	-	-	0.06
AMERIPRISE FINANCIAL INC COM USD0.01	05/08	03076C106	You Bought	0.030	\$283.20000	-	-\$8.50
	05/10	03076C106	You Bought	0.020	290.88520	-	-5.82
	05/19	03076C106	Dividend Received	-	-	-	0.04
	08/18	03076C106	Dividend Received	-	-	-	0.07
	11/03	03076C106	You Bought	0.060	317.77901	-	-19.07
	11/17	03076C106	Dividend Received	-	-	-	0.15
AMETEK INC COM	06/13	031100100	You Bought	0.110	\$150.44000	-	-\$16.55
	09/29	031100100	Dividend Received	-	-	-	0.03
	11/02	031100100	You Sold <i>Short-term loss: \$0.82</i>	-0.110	143.03642	16.55	15.73
AMGEN INC	04/14	031162100	You Bought	0.080	\$250.95090	-	-\$20.08
	05/11	031162100	You Bought	0.030	233.94400	-	-7.02
	06/08	031162100	Dividend Received	-	-	-	0.23

YR_CE_BPTJSRBBPNZK_BBBB_20240109 S



Activity

Account # Y80-813419
FNU GAGAN - INDIVIDUAL - TOD

Security Name	Settlement Date	Symbol/ CUSIP	Transaction Description	Quantity	Price Per Unit	Total Cost Basis	Amount
	06/13	031162100	You Sold <i>Transaction cost: \$-0.01</i> <i>Short-term loss: \$2.49</i>	-0.080	220.02054	20.08	17.59
	06/13	031162100	You Sold <i>Transaction cost: \$-0.01</i> <i>Short-term loss: \$0.43</i>	-0.030	220.02054	7.02	6.59
	08/04	031162100	You Bought	0.160	231.57570	-	-37.05
	09/08	031162100	Dividend Received	-	-	-	0.34
	10/05	031162100	You Bought	0.030	262.34990	-	-7.87
	11/02	031162100	You Bought	0.030	256.82990	-	-7.70
	11/06	031162100	You Bought	0.020	266.76886	-	-5.34
	12/06	031162100	You Bought	0.050	271.91000	-	-13.60
	12/08	031162100	Dividend Received	-	-	-	0.51
AMPHENOL CORP CLASS A COM USD0.001 AVERAGE PRICE TRADE DETAILS ON REQUEST	04/14	032095101	You Bought	0.180	\$78.77549	-	-\$14.18
	05/09	032095101	You Bought	0.100	75.63000	-	-7.56
	07/12	032095101	Dividend Received	-	-	-	0.06
	08/04	032095101	You Bought	0.110	88.50750	-	-9.74
	10/05	032095101	You Sold <i>Short-term loss: \$0.69</i>	-0.110	82.23000	9.74	9.05
	10/11	032095101	Dividend Received	-	-	-	0.08
	12/06	032095101	You Sold <i>Short-term gain: \$2.36</i>	-0.180	91.86980	14.18	16.54
	12/06	032095101	You Sold <i>Short-term gain: \$1.63</i>	-0.100	91.86980	7.56	9.19

YR_CE_BPTJSRBBBBPNZK_BBBBB 20240109



Activity

Account # Y80-813419
FNU GAGAN - INDIVIDUAL - TOD

Security Name	Settlement Date	Symbol/ CUSIP	Transaction Description	Quantity	Price Per Unit	Total Cost Basis	Amount
ANALOG DEVICES INC COM USD0.16 2/3	04/14	032654105	You Bought	0.080	\$189.31990	-	-\$15.15
	05/11	032654105	You Bought	0.040	179.85000	-	-7.19
	06/14	032654105	Dividend Received	-	-	-	0.10
	08/31	032654105	You Sold <i>Short-term loss: \$0.26</i>	-0.030	180.75000	5.68	5.42
	09/14	032654105	Dividend Received	-	-	-	0.08
	10/05	032654105	You Bought	0.130	174.59015	-	-22.70
	11/02	032654105	You Bought	0.080	156.06938	-	-12.49
	12/14	032654105	Dividend Received	-	-	-	0.26
ANSYS INC COM USD0.01	05/08	03662Q105	You Bought	0.030	\$308.68000	-	-\$9.26
	05/11	03662Q105	You Bought	0.020	295.09000	-	-5.90
	10/05	03662Q105	You Sold <i>Short-term loss: \$0.53</i>	-0.030	291.06000	9.26	8.73
	10/05	03662Q105	You Sold <i>Short-term loss: \$0.08</i>	-0.020	291.06000	5.90	5.82
ELEVANCE HEALTH INC COM	04/14	036752103	You Bought	0.040	\$491.40650	-	-\$19.66
	06/06	036752103	You Sold <i>Transaction cost: \$-0.01</i> <i>Short-term loss: \$0.90</i>	-0.040	469.13980	19.66	18.76
	07/07	036752103	You Bought	0.060	446.24774	-	-26.77
	08/31	036752103	You Bought	0.020	456.29990	-	-9.13
	09/22	036752103	Dividend Received	-	-	-	0.12
	11/02	036752103	You Bought	0.030	451.22000	-	-13.54
	12/21	036752103	Dividend Received	-	-	-	0.16

YR_CE_BPTJSRBBPNZK_BBBB 20240109



Activity

Account # Y80-813419
FNU GAGAN - INDIVIDUAL - TOD

Security Name	Settlement Date	Symbol/ CUSIP	Transaction Description	Quantity	Price Per Unit	Total Cost Basis	Amount
APOLLO GLOBAL MGMT INC COM	10/17	03769M106	You Bought	0.200	\$87.18910	-	-\$17.44
	11/02	03769M106	You Bought	0.080	78.41642	-	-6.27
	11/30	03769M106	Dividend Received	-	-	-	0.12
APPLE INC AVERAGE PRICE TRADE DETAILS ON REQUEST	04/14	037833100	You Bought	2.080	\$161.89441	-	-\$336.74
	04/17	037833100	You Bought	0.060	163.54637	-	-9.81
	04/27	037833100	You Sold <i>Transaction cost: \$-0.01</i> <i>Short-term gain: \$1.30</i>	-0.430	164.93500	69.61	70.91
	04/27	037833100	You Sold <i>Transaction cost: \$-0.01</i> <i>Short-term gain: \$0.08</i>	-0.060	164.93500	9.81	9.89
	05/02	037833100	You Sold <i>Transaction cost: \$-0.01</i> <i>Short-term gain: \$1.16</i>	-0.160	169.20000	25.90	27.06
	05/08	037833100	You Bought	0.370	165.82990	-	-61.36
	05/09	037833100	You Bought	0.230	173.48063	-	-39.90
	05/10	037833100	You Bought	0.050	172.97275	-	-8.65
	05/11	037833100	You Bought	0.220	172.48829	-	-37.95
	05/18	037833100	Dividend Received	-	-	-	0.57
	06/06	037833100	You Bought	0.150	179.90374	-	-26.99
	06/13	037833100	You Bought	0.250	181.58262	-	-45.40
	07/07	037833100	You Bought	0.190	192.33679	-	-36.54
	08/04	037833100	You Bought	0.270	193.31792	-	-52.20
	08/07	037833100	You Bought	0.100	191.52990	-	-19.15
08/17	037833100	Dividend Received	-	-	-	0.80	

S
YR_CE_BPTJSRBBBPNZK_BBBB 20240109



Activity

Account # Y80-813419
FNU GAGAN - INDIVIDUAL - TOD

Security Name	Settlement Date	Symbol/ CUSIP	Transaction Description	Quantity	Price Per Unit	Total Cost Basis	Amount
	08/31	037833100	You Bought	0.100	181.56000	-	-18.16
	09/07	037833100	You Bought	0.290	188.04000	-	-54.53
	09/08	037833100	You Bought	0.120	186.81004	-	-22.42
	10/05	037833100	You Bought	0.430	171.22838	-	-73.63
	11/02	037833100	You Bought	1.070	169.14665	-	-180.99
	11/03	037833100	You Bought	0.180	171.19683	-	-30.82
	11/06	037833100	You Bought	0.340	176.50138	-	-60.01
	11/16	037833100	Dividend Received	-	-	-	1.40
	12/06	037833100	You Bought	0.950	189.41026	-	-179.94
	12/07	037833100	You Bought	0.200	194.01417	-	-38.80
APPLIED MATERIALS INC COM USD0.01	04/14	038222105	You Bought	0.140	\$115.19990	-	-\$16.13
	05/09	038222105	You Bought	0.050	114.66480	-	-5.73
	06/15	038222105	Dividend Received	-	-	-	0.06
	07/07	038222105	You Bought	0.040	144.15251	-	-5.77
	09/07	038222105	You Bought	0.050	152.65500	-	-7.63
	09/14	038222105	Dividend Received	-	-	-	0.07
	10/17	038222105	You Sold <i>Short-term loss: \$0.33</i>	-0.040	144.15010	6.10	5.77
	11/02	038222105	You Sold <i>Short-term loss: \$0.56</i>	-0.040	130.30500	5.77	5.21
	11/02	038222105	You Sold <i>Short-term loss: \$0.23</i>	-0.010	130.30500	1.53	1.30
	12/06	038222105	You Bought	0.260	147.69716	-	-38.40

YR_CE_BPTJSRBBBPNZK_BBBB 20240109



Activity

Account # Y80-813419
FNU GAGAN - INDIVIDUAL - TOD

Security Name	Settlement Date	Symbol/ CUSIP	Transaction Description	Quantity	Price Per Unit	Total Cost Basis	Amount
	12/14	038222105	Dividend Received	-	-	-	0.06
ARCHER-DANIELS-MIDLA ND CO	04/14	039483102	You Bought	0.110	\$81.21730	-	-\$8.93
	06/06	039483102	You Sold <i>Transaction cost: \$-0.01</i> <i>Short-term loss: \$1.07</i>	-0.110	71.54500	8.93	7.86
	06/07	039483102	Dividend Received	-	-	-	0.05
	07/07	039483102	You Bought	0.220	76.97100	-	-16.93
	09/06	039483102	Dividend Received	-	-	-	0.10
	09/07	039483102	You Bought	0.040	79.56988	-	-3.18
	10/17	039483102	You Sold <i>Short-term loss: \$0.84</i>	-0.220	73.13010	16.93	16.09
	10/17	039483102	You Sold <i>Short-term loss: \$0.25</i>	-0.040	73.13010	3.18	2.93
ARISTA NETWORKS INC COM USD0.0001	04/14	040413106	You Bought	0.040	\$162.23000	-	-\$6.49
	05/11	040413106	You Bought	0.030	137.81000	-	-4.13
	09/07	040413106	You Bought	0.020	196.88500	-	-3.94
	11/02	040413106	You Bought	0.030	195.30000	-	-5.86
	12/07	040413106	You Bought	0.030	215.48990	-	-6.46
ATLASSIAN CORPORATION CL A AVERAGE PRICE TRADE DETAILS ON REQUEST	05/08	049468101	You Bought	0.030	\$148.92191	-	-\$4.47
	05/11	049468101	You Bought	0.020	132.05790	-	-2.64
	11/02	049468101	You Bought	0.040	177.96000	-	-7.12
AUTODESK INC	04/14	052769106	You Bought	0.050	\$200.40000	-	-\$10.02
	05/10	052769106	You Bought	0.020	190.39170	-	-3.81

S
YR_CE_BPTJSRBBPNZK_BBBB 20240109



Activity

Account # Y80-813419
FNU GAGAN - INDIVIDUAL - TOD

Security Name	Settlement Date	Symbol/ CUSIP	Transaction Description	Quantity	Price Per Unit	Total Cost Basis	Amount
	09/07	052769106	You Bought	0.040	217.98000	-	-8.72
	11/02	052769106	You Sold <i>Short-term loss: \$0.86</i>	-0.040	196.41500	8.72	7.86
	11/06	052769106	You Sold <i>Short-term loss: \$0.09</i>	-0.050	198.65210	10.02	9.93
	11/06	052769106	You Sold <i>Short-term gain: \$0.16</i>	-0.020	198.65210	3.81	3.97
	12/06	052769106	You Bought	0.190	222.20150	-	-42.22
AUTOMATIC DATA PROCESSING INC COM USD0.10	04/14	053015103	You Bought	0.070	\$216.40000	-	-\$15.15
	05/10	053015103	You Bought	0.020	215.58000	-	-4.31
	07/01	053015103	Dividend Received	-	-	-	0.11
	07/07	053015103	You Bought	0.030	218.06990	-	-6.54
	09/08	053015103	You Bought	0.030	252.13500	-	-7.56
	10/01	053015103	Dividend Received	-	-	-	0.19
	11/02	053015103	You Bought	0.060	216.43000	-	-12.99
AUTOZONE INC COM USD0.01	08/31	053332102	You Bought	0.010	\$2,489.05000	-	-\$24.89
AVALONBAY COMMUNITIES INC COM USD0.01	04/14	053484101	You Bought	0.060	\$172.58880	-	-\$10.36
	04/27	053484101	You Sold <i>Transaction cost: \$-0.01</i> <i>Short-term loss: \$0.10</i>	-0.060	171.19620	10.36	10.26
	06/13	053484101	You Bought	0.070	187.46000	-	-13.12
	07/17	053484101	Dividend Received	-	-	-	0.12
	08/04	053484101	You Sold <i>Short-term loss: \$0.05</i>	-0.070	186.78500	13.12	13.07
	10/17	053484101	You Bought	0.100	177.36810	-	-17.74

S
YR_CE_BPTJSRBBBPNZK_BBBB 20240109



Activity

Account # Y80-813419
FNU GAGAN - INDIVIDUAL - TOD

Security Name	Settlement Date	Symbol/ CUSIP	Transaction Description	Quantity	Price Per Unit	Total Cost Basis	Amount
	11/02	053484101	You Bought	0.070	162.45000	-	-11.37
BAKER HUGHES COMPANY CL A AVERAGE PRICE TRADE DETAILS ON REQUEST	06/06	05722G100	You Bought	0.340	\$29.00561	-	-\$9.86
	08/07	05722G100	You Bought	0.090	35.80890	-	-3.22
	08/18	05722G100	Dividend Received	-	-	-	0.09
	10/05	05722G100	You Sold <i>Short-term gain: \$1.85</i>	-0.340	34.45050	9.86	11.71
	10/05	05722G100	You Sold <i>Short-term loss: \$0.12</i>	-0.090	34.45050	3.22	3.10
	12/06	05722G100	You Bought	1.660	33.29750	-	-55.27
BANK AMERICA CORP COM	04/14	060505104	You Bought	1.040	\$28.56000	-	-\$29.70
	05/02	060505104	You Sold <i>Transaction cost: \$-0.01</i> <i>Short-term gain: \$0.44</i>	-0.540	29.39000	15.42	15.86
	05/08	060505104	You Bought	0.430	27.11101	-	-11.66
	05/09	060505104	You Bought	0.220	27.80702	-	-6.12
	06/06	060505104	You Bought	0.210	28.45819	-	-5.98
	06/30	060505104	Dividend Received	-	-	-	0.25
	08/04	060505104	You Bought	0.400	31.10563	-	-12.44
	09/07	060505104	You Sold <i>Short-term loss: \$0.63</i>	-0.270	28.79023	8.40	7.77
	09/08	060505104	You Sold <i>Short-term loss: \$0.34</i>	-0.130	28.45100	4.04	3.70
	09/29	060505104	Dividend Received	-	-	-	0.42
	10/05	060505104	You Sold <i>Short-term loss: \$1.11</i>	-0.500	26.34504	14.28	13.17
	11/02	060505104	You Sold <i>Short-term loss: \$0.53</i>	-0.430	25.88010	11.66	11.13

YR_CE_BPTJSRBBPNZK_BBBB 20240109



Activity

Account # Y80-813419
FNU GAGAN - INDIVIDUAL - TOD

Security Name	Settlement Date	Symbol/ CUSIP	Transaction Description	Quantity	Price Per Unit	Total Cost Basis	Amount
	11/02	060505104	You Sold <i>Short-term loss: \$0.43</i>	-0.220	25.88010	6.12	5.69
	11/02	060505104	You Sold <i>Short-term loss: \$0.55</i>	-0.210	25.88010	5.98	5.43
	12/06	060505104	You Bought	3.890	30.87896	-	-120.12
BANK OF NEW YORK MELLON CORP COM USD0.01	06/13	064058100	You Bought	0.280	\$44.11210	-	-\$12.35
	08/10	064058100	Dividend Received	-	-	-	0.12
	09/08	064058100	You Bought	0.420	45.09605	-	-18.94
	10/17	064058100	You Sold <i>Short-term loss: \$1.42</i>	-0.420	41.71500	18.94	17.52
	10/17	064058100	You Sold <i>Short-term loss: \$0.67</i>	-0.280	41.71500	12.35	11.68
BAXTER INTERNATIONAL INC COM USD1.00	06/13	071813109	You Bought	0.210	\$42.01900	-	-\$8.82
	09/07	071813109	You Sold <i>Short-term loss: \$0.46</i>	-0.210	39.82060	8.82	8.36
	10/02	071813109	Dividend Received	-	-	-	0.06
BECTON DICKINSON & CO COM USD1.00	04/14	075887109	You Bought	0.050	\$254.92000	-	-\$12.75
	04/27	075887109	You Sold <i>Transaction cost: \$-0.01</i> <i>Short-term gain: \$0.16</i>	-0.030	260.52000	7.65	7.81
	05/08	075887109	You Bought	0.030	254.21500	-	-7.63
	05/11	075887109	You Bought	0.020	248.73630	-	-4.97
	06/30	075887109	Dividend Received	-	-	-	0.06
	07/07	075887109	You Bought	0.010	259.29500	-	-2.59
	08/31	075887109	You Bought	0.030	281.55000	-	-8.45
	09/29	075887109	Dividend Received	-	-	-	0.10

S
YR_CE_BPTJSRBBPNZK_BBBB_20240109



Activity

Account # Y80-813419
FNU GAGAN - INDIVIDUAL - TOD

Security Name	Settlement Date	Symbol/ CUSIP	Transaction Description	Quantity	Price Per Unit	Total Cost Basis	Amount
	10/05	075887109	You Sold <i>Short-term loss: \$0.75</i> <i>Short-term disallowed loss: \$0.75</i> <i>Wash sale of: 10/03/2023 \$0.75</i>	-0.030	256.80590	8.45	7.70
	11/06	075887109	You Bought	0.040	256.39412	-	-10.26
	12/06	075887109	You Sold <i>Short-term loss: \$1.48</i>	-0.040	238.17000	11.01	9.53
	12/06	075887109	You Sold <i>Short-term loss: \$0.48</i>	-0.030	238.17000	7.63	7.15
	12/06	075887109	You Sold <i>Short-term loss: \$0.34</i>	-0.020	238.17000	5.10	4.76
	12/06	075887109	You Sold <i>Short-term loss: \$0.21</i>	-0.020	238.17000	4.97	4.76
	12/06	075887109	You Sold <i>Short-term loss: \$0.21</i>	-0.010	238.17000	2.59	2.38
BERKSHIRE HATHAWAY INC COM USD0.0033 CLASS B	04/14	084670702	You Bought	0.250	\$315.10990	-	-\$78.78
	04/27	084670702	You Sold <i>Transaction cost: \$-0.01</i> <i>Short-term gain: \$0.22</i>	-0.020	326.64950	6.30	6.52
	05/02	084670702	You Sold <i>Transaction cost: \$-0.01</i> <i>Short-term gain: \$0.24</i>	-0.020	327.60000	6.30	6.54
	05/08	084670702	You Bought	0.020	319.39990	-	-6.39
	05/09	084670702	You Bought	0.040	324.64306	-	-12.99
	05/11	084670702	You Bought	0.030	325.81000	-	-9.77
	06/13	084670702	You Bought	0.040	336.00102	-	-13.44
	07/07	084670702	You Bought	0.010	340.69917	-	-3.41
	08/04	084670702	You Bought	0.030	351.66000	-	-10.55
	08/31	084670702	You Bought	0.030	356.19990	-	-10.69

S
YR_CE_BPTJSRBBPNZK_BBBB 20240109



Activity

Account # Y80-813419
FNU GAGAN - INDIVIDUAL - TOD

Security Name	Settlement Date	Symbol/ CUSIP	Transaction Description	Quantity	Price Per Unit	Total Cost Basis	Amount
	09/07	084670702	You Bought	0.040	363.24000	-	-14.53
	09/08	084670702	You Bought	0.010	360.72000	-	-3.61
	10/05	084670702	You Bought	0.060	345.72990	-	-20.74
	11/02	084670702	You Bought	0.170	338.22000	-	-57.50
	11/03	084670702	You Bought	0.020	343.83272	-	-6.88
	11/06	084670702	You Bought	0.010	348.31813	-	-3.48
	12/06	084670702	You Bought	0.080	355.75000	-	-28.46
BIOMARIN PHARMACEUTICAL COM USD0.001	06/13	09061G101	You Bought	0.100	\$91.88590	-	-\$9.19
	08/04	09061G101	You Sold <i>Short-term loss: \$0.42</i>	-0.100	87.67000	9.19	8.77
BIOGEN INC COM USD0.0005	04/14	09062X103	You Bought	0.030	\$286.28000	-	-\$8.59
	04/27	09062X103	You Sold <i>Transaction cost: \$-0.01</i> <i>Short-term loss: \$0.05</i>	-0.030	284.84000	8.59	8.54
	06/06	09062X103	You Bought	0.030	299.97000	-	-9.00
	07/07	09062X103	You Sold <i>Short-term loss: \$0.42</i>	-0.030	286.11847	9.00	8.58
	08/31	09062X103	You Bought	0.080	267.22000	-	-21.38
	10/05	09062X103	You Sold <i>Short-term loss: \$1.38</i>	-0.080	249.96640	21.38	20.00
BLACKROCK INC COM USD0.01 AVERAGE PRICE TRADE DETAILS ON REQUEST	04/14	09247X101	You Bought	0.020	\$672.60877	-	-\$13.45
	04/17	09247X101	You Bought	0.010	667.92729	-	-6.68
	04/27	09247X101	You Sold <i>Transaction cost: \$-0.01</i> <i>Short-term loss: \$0.18</i>	-0.020	665.55580	13.48	13.30

YR_CE_BPTJSRBBPNZK_BBBB 20240109



Activity

Account # Y80-813419
FNU GAGAN - INDIVIDUAL - TOD

Security Name	Settlement Date	Symbol/ CUSIP	Transaction Description	Quantity	Price Per Unit	Total Cost Basis	Amount
	04/27	09247X101	You Sold <i>Transaction cost: \$-0.01</i> <i>Short-term loss: \$0.03</i> <i>Short-term disallowed loss: \$0.03</i> <i>Wash sale of: 04/25/2023</i> <i>\$0.03</i>	-0.010	665.55580	6.68	6.65
	06/06	09247X101	You Bought	0.020	679.84390	-	-13.60
	06/13	09247X101	You Bought	0.010	681.96953	-	-6.82
	06/23	09247X101	Dividend Received	-	-	-	0.10
	08/07	09247X101	You Bought	0.010	711.60500	-	-7.12
	09/08	09247X101	You Bought	0.020	695.18000	-	-13.90
	09/22	09247X101	Dividend Received	-	-	-	0.30
	10/17	09247X101	You Sold <i>Short-term loss: \$0.90</i>	-0.020	634.91000	13.60	12.70
	10/17	09247X101	You Sold <i>Short-term loss: \$1.20</i>	-0.020	634.91000	13.90	12.70
	10/17	09247X101	You Sold <i>Short-term loss: \$0.47</i>	-0.010	634.91000	6.82	6.35
	10/17	09247X101	You Sold <i>Short-term loss: \$0.77</i>	-0.010	634.91000	7.12	6.35
	12/06	09247X101	You Bought	0.090	754.73500	-	-67.93
	12/22	09247X101	Dividend Received	-	-	-	0.45
BLACKSTONE INC AVERAGE PRICE TRADE DETAILS ON REQUEST	04/14	09260D107	You Bought	0.130	\$83.81648	-	-\$10.90
	05/08	09260D107	Dividend Received	-	-	-	0.11
	05/09	09260D107	You Bought	0.040	82.27000	-	-3.29
	08/07	09260D107	Dividend Received	-	-	-	0.13

S
YR_CE_BPTJSRBBPNZK_BBBB 20240109



Activity

Account # Y80-813419
FNU GAGAN - INDIVIDUAL - TOD

Security Name	Settlement Date	Symbol/ CUSIP	Transaction Description	Quantity	Price Per Unit	Total Cost Basis	Amount
	09/07	09260D107	You Bought	0.090	107.87000	-	-9.71
	11/02	09260D107	You Bought	0.130	91.97165	-	-11.96
	11/06	09260D107	Dividend Received	-	-	-	0.21
BOEING CO	04/14	097023105	You Bought	0.080	\$212.80940	-	-\$17.02
	05/10	097023105	You Bought	0.020	198.78827	-	-3.98
	06/13	097023105	You Bought	0.020	217.83040	-	-4.36
	08/04	097023105	You Bought	0.030	233.69266	-	-7.01
	10/05	097023105	You Sold <i>Short-term loss: \$1.68</i> <i>Short-term disallowed loss: \$1.68</i> <i>Wash sale of: 10/03/2023 \$1.68</i>	-0.080	191.80000	17.02	15.34
	10/05	097023105	You Sold <i>Short-term loss: \$1.26</i> <i>Short-term disallowed loss: \$1.26</i> <i>Wash sale of: 10/03/2023 \$1.26</i>	-0.030	191.80000	7.01	5.75
	10/05	097023105	You Sold <i>Short-term loss: \$0.14</i> <i>Short-term disallowed loss: \$0.14</i> <i>Wash sale of: 10/03/2023 \$0.14</i>	-0.020	191.80000	3.98	3.84
	10/05	097023105	You Sold <i>Short-term loss: \$0.52</i> <i>Short-term disallowed loss: \$0.52</i> <i>Wash sale of: 10/03/2023 \$0.52</i>	-0.020	191.80000	4.36	3.84
	11/06	097023105	You Bought	0.250	192.02910	-	-48.01

YR_CE_BPTJSRBBBPNZK_BBBB 20240109



Activity

Account # Y80-813419
FNU GAGAN - INDIVIDUAL - TOD

Security Name	Settlement Date	Symbol/ CUSIP	Transaction Description	Quantity	Price Per Unit	Total Cost Basis	Amount
	12/06	097023105	You Bought	0.070	232.89000	-	-16.30
BOOKING HOLDINGS INC COM	04/14	09857L108	You Bought	0.010	\$2,563.38000	-	-\$25.63
	11/02	09857L108	You Bought	0.010	2,779.98000	-	-27.80
BOSTON SCIENTIFIC CORP AVERAGE PRICE TRADE DETAILS ON REQUEST	04/14	101137107	You Bought	0.270	\$51.47931	-	-\$13.90
	05/02	101137107	You Sold <i>Transaction cost: \$-0.01</i> <i>Short-term gain: \$0.27</i>	-0.210	52.80850	10.81	11.08
	05/08	101137107	You Bought	0.180	52.61500	-	-9.47
	05/09	101137107	You Bought	0.110	51.63500	-	-5.68
	07/07	101137107	You Bought	0.070	52.91251	-	-3.70
	09/07	101137107	You Bought	0.280	53.23720	-	-14.91
	10/17	101137107	You Sold <i>Short-term loss: \$1.12</i>	-0.280	49.25010	14.91	13.79
	10/17	101137107	You Sold <i>Short-term loss: \$0.60</i>	-0.180	49.25010	9.47	8.87
	10/17	101137107	You Sold <i>Short-term loss: \$0.26</i>	-0.110	49.25010	5.68	5.42
	10/17	101137107	You Sold <i>Short-term loss: \$0.25</i>	-0.070	49.25010	3.70	3.45
	10/17	101137107	You Sold <i>Short-term loss: \$0.13</i>	-0.060	49.25010	3.09	2.96
	12/06	101137107	You Bought	0.970	55.28490	-	-53.63
BRISTOL-MYERS SQUIBB CO COM AVERAGE PRICE TRADE DETAILS ON REQUEST	04/14	110122108	You Bought	0.310	\$70.38955	-	-\$21.82
	04/27	110122108	You Sold <i>Transaction cost: \$-0.01</i> <i>Short-term gain: \$0.03</i>	-0.210	70.58010	14.78	14.81
	05/08	110122108	You Bought	0.200	66.84432	-	-13.37

YR_CE_BPTJSRBBPNZK_BBBB 20240109



Activity

Account # Y80-813419
FNU GAGAN - INDIVIDUAL - TOD

Security Name	Settlement Date	Symbol/ CUSIP	Transaction Description	Quantity	Price Per Unit	Total Cost Basis	Amount
	05/09	110122108	You Bought	0.080	67.48513	-	-5.40
	06/13	110122108	You Bought	0.150	65.11000	-	-9.77
	07/07	110122108	You Bought	0.060	64.43502	-	-3.87
	08/01	110122108	Dividend Received	-	-	-	0.34
	08/31	110122108	You Sold <i>Short-term loss: \$0.82</i>	-0.200	62.75410	13.37	12.55
	08/31	110122108	You Sold <i>Short-term loss: \$0.76</i>	-0.100	62.75410	7.04	6.28
	08/31	110122108	You Sold <i>Short-term loss: \$0.38</i>	-0.080	62.75410	5.40	5.02
	09/07	110122108	You Sold <i>Short-term loss: \$0.50</i>	-0.150	61.83010	9.77	9.27
	09/07	110122108	You Sold <i>Short-term loss: \$0.16</i>	-0.060	61.83010	3.87	3.71
	10/17	110122108	You Bought	0.700	56.18500	-	-39.33
	11/02	110122108	You Bought	0.400	51.41000	-	-20.56
	12/06	110122108	You Sold <i>Short-term loss: \$4.00</i>	-0.700	50.46500	39.33	35.33
	12/06	110122108	You Sold <i>Short-term loss: \$0.37</i>	-0.400	50.46500	20.56	20.19
BROADCOM INC COM	04/14	11135F101	You Bought	0.060	\$623.77000	-	-\$37.43
	04/27	11135F101	You Sold <i>Transaction cost: \$-0.01</i> <i>Short-term gain: \$0.07</i>	-0.030	626.25530	18.71	18.78
	05/08	11135F101	You Bought	0.020	606.00720	-	-12.12
	05/09	11135F101	You Bought	0.010	622.40000	-	-6.22
	05/11	11135F101	You Bought	0.010	618.59000	-	-6.19
	06/13	11135F101	You Bought	0.010	814.09843	-	-8.14
	06/30	11135F101	Dividend Received	-	-	-	0.37

S
YR_CE_BPTJSRBBBPNZK_BBBB 20240109



Activity

Account # Y80-813419
FNU GAGAN - INDIVIDUAL - TOD

Security Name	Settlement Date	Symbol/ CUSIP	Transaction Description	Quantity	Price Per Unit	Total Cost Basis	Amount
	07/07	11135F101	You Bought	0.010	872.24000	-	-8.72
	08/31	11135F101	You Bought	0.010	867.71990	-	-8.68
	09/07	11135F101	You Bought	0.010	873.02500	-	-8.73
	09/29	11135F101	Dividend Received	-	-	-	0.51
	10/05	11135F101	You Bought	0.020	824.79000	-	-16.50
	11/02	11135F101	You Bought	0.040	838.51000	-	-33.54
	12/06	11135F101	You Bought	0.020	925.75000	-	-18.52
	12/07	11135F101	You Bought	0.010	915.26000	-	-9.15
	12/29	11135F101	Dividend Received	-	-	-	1.05
CBRE GROUP INC COM USD0.01 CLASS A	05/08	12504L109	You Bought	0.130	\$73.01990	-	-\$9.49
	05/11	12504L109	You Bought	0.070	72.31560	-	-5.06
	11/02	12504L109	You Sold <i>Short-term loss: \$0.53</i>	-0.130	68.94000	9.49	8.96
	11/02	12504L109	You Sold <i>Short-term loss: \$0.23</i>	-0.070	68.94000	5.06	4.83
THE CIGNA GROUP COM	04/14	125523100	You Bought	0.050	\$262.39000	-	-\$13.12
	06/13	125523100	You Bought	0.030	266.55934	-	-8.00
	06/22	125523100	Dividend Received	-	-	-	0.06
	09/07	125523100	You Bought	0.040	279.09610	-	-11.16
	09/21	125523100	Dividend Received	-	-	-	0.10
	11/02	125523100	You Bought	0.020	308.22800	-	-6.16
	12/06	125523100	You Bought	0.030	266.23500	-	-7.99

S
YR_CE_BPTJSRBBPNZK_BBBB 20240109



Activity

Account # Y80-813419
FNU GAGAN - INDIVIDUAL - TOD

Security Name	Settlement Date	Symbol/ CUSIP	Transaction Description	Quantity	Price Per Unit	Total Cost Basis	Amount
	12/21	125523100	Dividend Received	-	-	-	0.21
CME GROUP INC COM	04/14	12572Q105	You Bought	0.060	\$192.25000	-	-\$11.54
	06/06	12572Q105	You Sold <i>Transaction cost: \$-0.01</i> <i>Short-term loss: \$0.52</i>	-0.060	183.77000	11.54	11.02
	07/07	12572Q105	You Bought	0.090	183.48140	-	-16.51
	08/31	12572Q105	You Bought	0.020	203.95000	-	-4.08
	09/08	12572Q105	You Bought	0.010	205.75000	-	-2.06
	09/27	12572Q105	Dividend Received	-	-	-	0.13
	11/02	12572Q105	You Bought	0.040	211.85000	-	-8.47
	12/06	12572Q105	You Bought	0.020	221.71000	-	-4.43
	12/28	12572Q105	Dividend Received	-	-	-	0.20
CSX CORP COM USD1	04/14	126408103	You Bought	0.430	\$30.34770	-	-\$13.05
	05/02	126408103	You Sold <i>Transaction cost: \$-0.01</i> <i>Short-term gain: \$0.09</i>	-0.340	30.66060	10.32	10.41
	05/08	126408103	You Bought	0.440	31.00990	-	-13.64
	05/11	126408103	You Bought	0.200	31.85300	-	-6.37
	06/15	126408103	Dividend Received	-	-	-	0.08
	08/31	126408103	You Sold <i>Short-term loss: \$0.20</i>	-0.160	30.64000	5.10	4.90
	09/08	126408103	You Sold <i>Short-term loss: \$0.06</i>	-0.040	30.17000	1.27	1.21
	09/15	126408103	Dividend Received	-	-	-	0.06
	10/17	126408103	You Bought	0.170	31.34950	-	-5.33

S
YR_CE_BPTJSRBBPNZK_BBBB 20240109



Activity

Account # Y80-813419
FNU GAGAN - INDIVIDUAL - TOD

Security Name	Settlement Date	Symbol/ CUSIP	Transaction Description	Quantity	Price Per Unit	Total Cost Basis	Amount
	11/02	126408103	You Bought	0.490	29.68500	-	-14.55
	12/15	126408103	Dividend Received	-	-	-	0.13
CVS HEALTH CORPORATION COM USD0.01	04/14	126650100	You Bought	0.200	\$75.57990	-	-\$15.12
	05/01	126650100	Dividend Received	-	-	-	0.12
	05/11	126650100	You Bought	0.070	70.10920	-	-4.91
	06/13	126650100	You Bought	0.060	71.75578	-	-4.31
	07/07	126650100	You Bought	0.030	69.48339	-	-2.08
	08/01	126650100	Dividend Received	-	-	-	0.22
	08/31	126650100	You Sold <i>Short-term loss: \$1.63</i>	-0.200	67.45010	15.12	13.49
	08/31	126650100	You Sold <i>Short-term loss: \$0.19</i>	-0.070	67.45010	4.91	4.72
	08/31	126650100	You Sold <i>Short-term loss: \$0.26</i>	-0.060	67.45010	4.31	4.05
	08/31	126650100	You Sold <i>Short-term loss: \$0.06</i>	-0.030	67.45010	2.08	2.02
	10/05	126650100	You Bought	0.520	69.37990	-	-36.08
	11/01	126650100	Dividend Received	-	-	-	0.31
	11/02	126650100	You Bought	0.110	68.66990	-	-7.55
CADENCE DESIGN SYSTEMS INC COM USD0.01 AVERAGE PRICE TRADE DETAILS ON REQUEST	04/14	127387108	You Bought	0.050	\$216.00019	-	-\$10.80
	05/10	127387108	You Bought	0.020	203.61973	-	-4.07
	09/08	127387108	You Bought	0.020	246.44500	-	-4.93
	11/02	127387108	You Bought	0.050	235.26000	-	-11.76

YR_CE_BPTJSRBBPNZK_BBBB 20240109



Activity

Account # Y80-813419
FNU GAGAN - INDIVIDUAL - TOD

Security Name	Settlement Date	Symbol/ CUSIP	Transaction Description	Quantity	Price Per Unit	Total Cost Basis	Amount
CAPITAL ONE FINANCIAL CORP COM USD0.01	04/14	14040H105	You Bought	0.090	\$97.03100	-	-\$8.73
	05/09	14040H105	You Bought	0.040	88.67670	-	-3.55
	05/26	14040H105	Dividend Received	-	-	-	0.08
	08/18	14040H105	Dividend Received	-	-	-	0.08
	09/08	14040H105	You Bought	0.090	101.51350	-	-9.14
	10/17	14040H105	You Sold <i>Short-term loss: \$0.48</i>	-0.090	96.20010	9.14	8.66
	11/02	14040H105	You Sold <i>Short-term gain: \$0.33</i>	-0.090	100.66180	8.73	9.06
	11/02	14040H105	You Sold <i>Short-term gain: \$0.48</i>	-0.040	100.66180	3.55	4.03
CARRIER GLOBAL CORPORATION COM	04/14	14448C104	You Bought	0.230	\$44.09000	-	-\$10.14
	05/24	14448C104	Dividend Received	-	-	-	0.04
	06/06	14448C104	You Sold <i>Transaction cost: \$-0.01</i> <i>Short-term loss: \$0.37</i>	-0.230	42.51120	10.14	9.77
	09/08	14448C104	You Bought	0.390	56.79500	-	-22.15
	10/17	14448C104	You Sold <i>Short-term loss: \$1.02</i>	-0.390	54.18000	22.15	21.13
CATERPILLAR INC COM	04/14	149123101	You Bought	0.080	\$222.55990	-	-\$17.80
	04/27	149123101	You Sold <i>Transaction cost: \$-0.01</i> <i>Short-term loss: \$0.10</i>	-0.040	220.26700	8.90	8.80
	05/19	149123101	Dividend Received	-	-	-	0.10
	06/06	149123101	You Bought	0.060	218.00584	-	-13.08
	07/07	149123101	You Bought	0.020	246.60580	-	-4.93
	08/18	149123101	Dividend Received	-	-	-	0.16

YR_CE_BPTJSRBBBPNZK_BBBB_20240109



Activity

Account # Y80-813419
FNU GAGAN - INDIVIDUAL - TOD

Security Name	Settlement Date	Symbol/ CUSIP	Transaction Description	Quantity	Price Per Unit	Total Cost Basis	Amount
	09/07	149123101	You Bought	0.030	286.09500	-	-8.58
	10/05	149123101	You Bought	0.020	270.66000	-	-5.41
	11/02	149123101	You Bought	0.060	230.12700	-	-13.81
	11/20	149123101	Dividend Received	-	-	-	0.22
	12/06	149123101	You Sold <i>Short-term loss: \$0.97</i>	-0.030	253.72000	8.58	7.61
CENTENE CORP AVERAGE PRICE TRADE DETAILS ON REQUEST	04/14	15135B101	You Bought	0.120	\$67.33753	-	-\$8.08
	04/17	15135B101	You Bought	0.050	68.44992	-	-3.42
	05/02	15135B101	You Sold <i>Transaction cost: \$-0.01</i> <i>Short-term gain: \$0.18</i>	-0.120	68.94820	8.08	8.26
	05/02	15135B101	You Sold <i>Transaction cost: \$-0.01</i> <i>Short-term gain: \$0.02</i>	-0.050	68.94820	3.42	3.44
	06/06	15135B101	You Bought	0.150	65.34318	-	-9.80
	07/07	15135B101	You Bought	0.100	67.51719	-	-6.75
	08/31	15135B101	You Sold <i>Short-term loss: \$0.17</i>	-0.150	64.18000	9.80	9.63
	08/31	15135B101	You Sold <i>Short-term loss: \$0.33</i>	-0.100	64.18000	6.75	6.42
	10/05	15135B101	You Bought	0.290	68.09610	-	-19.75
	11/03	15135B101	You Bought	0.050	69.20775	-	-3.46
CHARTER COMMUNICATIONS INC NEW CL A	04/14	16119P108	You Bought	0.020	\$353.95000	-	-\$7.08
	06/06	16119P108	You Sold <i>Transaction cost: \$-0.01</i> <i>Short-term loss: \$0.58</i>	-0.020	325.35000	7.08	6.50
	07/07	16119P108	You Bought	0.040	368.40480	-	-14.74

S
YR_CE_BPTJSRBBPNZK_BBBB_20240109



Activity

Account # Y80-813419
FNU GAGAN - INDIVIDUAL - TOD

Security Name	Settlement Date	Symbol/ CUSIP	Transaction Description	Quantity	Price Per Unit	Total Cost Basis	Amount
	11/02	16119P108	You Bought	0.020	394.62810	-	-7.89
CHENIERE ENERGY INC COM USD0.003	04/14	16411R208	You Bought	0.050	\$153.77000	-	-\$7.69
	05/17	16411R208	Dividend Received	-	-	-	0.02
	06/06	16411R208	You Sold <i>Transaction cost: \$-0.01</i> <i>Short-term loss: \$0.43</i>	-0.050	145.47000	7.69	7.26
CHEVRON CORP NEW COM	04/14	166764100	You Bought	0.250	\$170.50720	-	-\$42.63
	04/27	166764100	You Sold <i>Transaction cost: \$-0.01</i> <i>Short-term loss: \$0.13</i>	-0.100	169.26140	17.05	16.92
	06/06	166764100	You Sold <i>Transaction cost: \$-0.01</i> <i>Short-term loss: \$2.39</i>	-0.150	154.68000	25.58	23.19
	06/12	166764100	Dividend Received	-	-	-	0.23
	07/07	166764100	You Bought	0.350	156.13661	-	-54.65
	08/04	166764100	You Bought	0.070	159.31500	-	-11.15
	09/08	166764100	You Bought	0.050	166.90523	-	-8.35
	09/11	166764100	Dividend Received	-	-	-	0.63
	10/05	166764100	You Bought	0.060	166.65990	-	-10.00
	11/02	166764100	You Bought	0.140	146.40670	-	-20.50
	11/03	166764100	You Bought	0.010	145.14735	-	-1.45
	12/06	166764100	You Bought	0.310	144.18465	-	-44.70
	12/11	166764100	Dividend Received	-	-	-	1.03
CHIPOTLE MEXICAN GRILL INC	06/13	169656105	You Bought	0.010	\$2,032.24500	-	-\$20.32
	08/31	169656105	You Sold <i>Short-term loss: \$1.30</i>	-0.010	1,901.58000	20.32	19.02

YR_CE_BPTJSRBBBPNZK_BBBB 20240109 S



Activity

Account # Y80-813419
FNU GAGAN - INDIVIDUAL - TOD

Security Name	Settlement Date	Symbol/ CUSIP	Transaction Description	Quantity	Price Per Unit	Total Cost Basis	Amount
	10/05	169656105	You Bought	0.010	1,859.43000	-	-18.59
	12/07	169656105	You Bought	0.010	2,231.68000	-	-22.32
CHURCH & DWIGHT CO INC COM	06/13	171340102	You Bought	0.120	\$93.48000	-	-\$11.22
	09/01	171340102	Dividend Received	-	-	-	0.03
	10/17	171340102	You Sold <i>Short-term loss: \$0.78</i>	-0.120	86.99440	11.22	10.44
CISCO SYSTEMS INC	04/14	17275R102	You Bought	0.560	\$50.69500	-	-\$28.39
	05/09	17275R102	You Bought	0.120	46.06990	-	-5.53
	06/13	17275R102	You Bought	0.240	49.94990	-	-11.99
	07/07	17275R102	You Bought	0.060	51.36950	-	-3.08
	07/26	17275R102	Dividend Received	-	-	-	0.36
	08/04	17275R102	You Bought	0.030	52.36500	-	-1.57
	08/31	17275R102	You Bought	0.080	56.42500	-	-4.51
	09/07	17275R102	You Bought	0.130	57.61530	-	-7.49
	10/17	17275R102	You Sold <i>Short-term loss: \$0.47</i>	-0.130	54.00380	7.49	7.02
	10/17	17275R102	You Sold <i>Short-term loss: \$0.19</i>	-0.080	54.00380	4.51	4.32
	10/25	17275R102	Dividend Received	-	-	-	0.48
	12/06	17275R102	You Bought	1.030	47.98941	-	-49.43
CINTAS CORP	10/05	172908105	You Bought	0.060	\$480.54500	-	-\$28.83
	12/15	172908105	Dividend Received	-	-	-	0.08

YR_CE_BPTJSRBBBPNZK_BBBB 20240109



Activity

Account # Y80-813419
FNU GAGAN - INDIVIDUAL - TOD

Security Name	Settlement Date	Symbol/ CUSIP	Transaction Description	Quantity	Price Per Unit	Total Cost Basis	Amount
CITIGROUP INC	04/14	172967424	You Bought	0.370	\$46.96340	-	-\$17.38
	05/02	172967424	You Sold <i>Transaction cost: \$-0.01</i> <i>Short-term gain: \$0.08</i>	-0.330	47.24850	15.50	15.58
	05/08	172967424	You Bought	0.260	44.37572	-	-11.54
	05/09	172967424	You Bought	0.100	46.17990	-	-4.62
	05/26	172967424	Dividend Received	-	-	-	0.19
	06/13	172967424	You Bought	0.120	48.31474	-	-5.80
	08/25	172967424	Dividend Received	-	-	-	0.28
	08/31	172967424	You Sold <i>Short-term loss: \$0.75</i>	-0.260	41.49247	11.54	10.79
	08/31	172967424	You Sold <i>Short-term loss: \$0.82</i>	-0.120	41.49247	5.80	4.98
	08/31	172967424	You Sold <i>Short-term loss: \$0.47</i>	-0.100	41.49247	4.62	4.15
	08/31	172967424	You Sold <i>Short-term loss: \$0.22</i>	-0.040	41.49247	1.88	1.66
	10/05	172967424	You Bought	0.880	40.11889	-	-35.30
	10/17	172967424	You Bought	0.050	42.45749	-	-2.12
	11/02	172967424	You Bought	0.460	39.20990	-	-18.04
11/22	172967424	Dividend Received	-	-	-	0.74	
CITIZENS FINL GROUP INC COM	09/07	174610105	You Bought	0.710	\$28.76000	-	-\$20.42
	10/17	174610105	You Sold <i>Short-term loss: \$1.77</i>	-0.710	26.26419	20.42	18.65
CLOUDFLARE INC CL A COM	04/14	18915M107	You Bought	0.070	\$63.56510	-	-\$4.45
	05/09	18915M107	You Bought	0.060	42.21100	-	-2.53

YR_CE_BPTJSRBBPNZK_BBBB 20240109 S



Activity

Account # Y80-813419
FNU GAGAN - INDIVIDUAL - TOD

Security Name	Settlement Date	Symbol/ CUSIP	Transaction Description	Quantity	Price Per Unit	Total Cost Basis	Amount
	06/13	18915M107	You Sold <i>Transaction cost: \$-0.01</i> <i>Short-term gain: \$0.09</i>	-0.040	65.94390	2.54	2.63
	08/31	18915M107	You Sold <i>Short-term gain: \$1.23</i>	-0.060	62.64000	2.53	3.76
	08/31	18915M107	You Sold <i>Short-term loss: \$0.03</i>	-0.030	62.64000	1.91	1.88
COCA-COLA CO AVERAGE PRICE TRADE DETAILS ON REQUEST	04/14	191216100	You Bought	0.530	\$62.70488	-	-\$33.23
	05/02	191216100	You Sold <i>Transaction cost: \$-0.01</i> <i>Short-term gain: \$0.19</i>	-0.200	63.70000	12.54	12.73
	05/08	191216100	You Bought	0.170	63.79990	-	-10.85
	05/09	191216100	You Bought	0.150	63.98926	-	-9.60
	06/13	191216100	You Sold <i>Transaction cost: \$-0.01</i> <i>Short-term loss: \$0.58</i>	-0.170	60.44240	10.85	10.27
	06/13	191216100	You Sold <i>Transaction cost: \$-0.01</i> <i>Short-term loss: \$0.54</i>	-0.150	60.44240	9.60	9.06
	07/03	191216100	Dividend Received	-	-	-	0.15
	08/04	191216100	You Bought	0.550	62.22909	-	-34.23
	08/31	191216100	You Bought	0.010	60.45503	-	-0.60
	09/07	191216100	You Bought	0.250	59.15990	-	-14.79
	09/08	191216100	You Bought	0.040	58.59751	-	-2.34
	10/02	191216100	Dividend Received	-	-	-	0.54
	10/05	191216100	You Bought	0.210	55.12500	-	-11.58
	11/02	191216100	You Bought	0.400	56.46495	-	-22.59
	11/03	191216100	You Bought	0.020	56.74500	-	-1.13

YR_CE_BPTJSRBBPNZK_BBBB 20240109



Activity

Account # Y80-813419
FNU GAGAN - INDIVIDUAL - TOD

Security Name	Settlement Date	Symbol/ CUSIP	Transaction Description	Quantity	Price Per Unit	Total Cost Basis	Amount
	12/06	191216100	You Sold <i>Short-term loss: \$1.28</i>	-0.330	58.80472	20.69	19.41
	12/15	191216100	Dividend Received	-	-	-	0.83
COGNIZANT TECHNOLOGY SOLUTIONS CORP COM CL A USD0.01	04/14	192446102	You Bought	0.160	\$61.23770	-	-\$9.80
	05/09	192446102	You Bought	0.100	63.05140	-	-6.31
	05/30	192446102	Dividend Received	-	-	-	0.08
	08/29	192446102	Dividend Received	-	-	-	0.08
	11/30	192446102	Dividend Received	-	-	-	0.08
	12/07	192446102	You Bought	0.210	70.44650	-	-14.79
COLGATE-PALMOLIVE CO COM USD1.00	04/14	194162103	You Bought	0.170	\$76.02990	-	-\$12.93
	05/15	194162103	Dividend Received	-	-	-	0.08
	06/13	194162103	You Bought	0.130	75.60000	-	-9.83
	07/07	194162103	You Bought	0.060	76.69370	-	-4.60
	08/15	194162103	Dividend Received	-	-	-	0.17
	08/31	194162103	You Sold <i>Short-term loss: \$0.21</i>	-0.060	73.15000	4.60	4.39
	08/31	194162103	You Sold <i>Short-term loss: \$0.06</i>	-0.020	73.15000	1.52	1.46
	09/07	194162103	You Sold <i>Short-term loss: \$0.39</i>	-0.150	73.47420	11.41	11.02
	09/07	194162103	You Sold <i>Short-term loss: \$0.28</i>	-0.130	73.47420	9.83	9.55
	11/02	194162103	You Bought	0.440	74.47000	-	-32.77
	12/06	194162103	You Bought	0.290	78.99000	-	-22.91

YR_CE_BPTJSRBBBPNZK_BBBB 20240109 S



Activity

Account # Y80-813419
FNU GAGAN - INDIVIDUAL - TOD

Security Name	Settlement Date	Symbol/ CUSIP	Transaction Description	Quantity	Price Per Unit	Total Cost Basis	Amount
COMCAST CORP EXEC ON MULT EXCHG DETAILS ON REQUEST AVERAGE PRICE TRADE DETAILS ON REQUEST	04/14	20030N101	You Bought	0.660	\$38.31596	-	-\$25.29
	05/11	20030N101	You Bought	0.170	39.88546	-	-6.78
	06/13	20030N101	You Bought	0.150	40.35000	-	-6.05
	07/26	20030N101	Dividend Received	-	-	-	0.28
	09/07	20030N101	You Bought	0.320	45.56830	-	-14.58
	10/17	20030N101	You Sold <i>Short-term loss: \$0.14</i>	-0.080	43.93500	3.65	3.51
	10/25	20030N101	Dividend Received	-	-	-	0.38
	11/02	20030N101	You Sold <i>Short-term loss: \$1.10</i>	-0.240	40.97000	10.93	9.83
	12/06	20030N101	You Bought	1.380	43.14990	-	-59.55
CONAGRA BRANDS INC	11/02	205887102	You Bought	0.890	\$27.32520	-	-\$24.32
	11/30	205887102	Dividend Received	-	-	-	0.31
	12/07	205887102	You Bought	0.490	28.88500	-	-14.15
CONOCOPHILLIPS COM	04/14	20825C104	You Bought	0.190	\$108.12990	-	-\$20.54
	05/11	20825C104	You Bought	0.060	101.16990	-	-6.07
	06/01	20825C104	Dividend Received	-	-	-	0.13
	06/13	20825C104	You Bought	0.100	104.65314	-	-10.47
	07/14	20825C104	Dividend Received	-	-	-	0.21
	09/01	20825C104	Dividend Received	-	-	-	0.18
	10/05	20825C104	You Bought	0.100	117.42161	-	-11.74

YR_CE_BPTJSRBBBPNZK_BBBB 20240109



Activity

Account # Y80-813419
FNU GAGAN - INDIVIDUAL - TOD

Security Name	Settlement Date	Symbol/ CUSIP	Transaction Description	Quantity	Price Per Unit	Total Cost Basis	Amount
	10/16	20825C104	Dividend Received	-	-	-	0.21
	11/02	20825C104	You Bought	0.060	117.93706	-	-7.08
	11/03	20825C104	You Bought	0.020	119.07456	-	-2.38
	12/01	20825C104	Dividend Received	-	-	-	0.31
	12/06	20825C104	You Bought	0.400	114.67990	-	-45.87
CONSOLIDATED EDISON INC COM USD0.10	06/06	209115104	You Bought	0.150	\$91.48500	-	-\$13.72
	08/31	209115104	You Bought	0.070	89.72740	-	-6.28
	09/07	209115104	You Bought	0.010	87.45102	-	-0.87
	09/15	209115104	Dividend Received	-	-	-	0.12
	10/17	209115104	You Sold <i>Short-term loss: \$0.42</i>	-0.150	88.68000	13.72	13.30
	10/17	209115104	You Sold <i>Short-term loss: \$0.07</i>	-0.070	88.68000	6.28	6.21
	10/17	209115104	You Sold <i>Short-term gain: \$0.02</i>	-0.010	88.68000	0.87	0.89
CONSTELLATION BRANDS INC COM USD0.01 CLASS A	04/14	21036P108	You Bought	0.040	\$227.52990	-	-\$9.10
	05/02	21036P108	You Sold <i>Transaction cost: \$-0.01 Short-term gain: \$0.01</i>	-0.040	227.95010	9.10	9.11
	06/13	21036P108	You Bought	0.060	244.26745	-	-14.66
	07/07	21036P108	You Bought	0.010	252.41500	-	-2.52
	08/24	21036P108	Dividend Received	-	-	-	0.06
	10/17	21036P108	You Sold <i>Short-term loss: \$0.79</i>	-0.060	231.20010	14.66	13.87
	10/17	21036P108	You Sold <i>Short-term loss: \$0.21</i>	-0.010	231.20010	2.52	2.31

S
YR_CE_BPTJSRBBPNZK_BBBB 20240109



Activity

Account # Y80-813419
FNU GAGAN - INDIVIDUAL - TOD

Security Name	Settlement Date	Symbol/ CUSIP	Transaction Description	Quantity	Price Per Unit	Total Cost Basis	Amount
CONSTELLATION ENERGY CORP COM	04/14	21037T109	You Bought	0.070	\$77.81000	-	-\$5.45
	06/09	21037T109	Dividend Received	-	-	-	0.02
	09/08	21037T109	Dividend Received	-	-	-	0.02
	11/03	21037T109	You Bought	0.080	114.66627	-	-9.17
	12/08	21037T109	Dividend Received	-	-	-	0.04
COOPER COS INC COM USD0.10	11/02	216648402	You Bought	0.070	\$311.50800	-	-\$21.81
COPART INC COM USD0.0001	05/08	217204106	You Bought	0.120	\$78.40000	-	-\$9.41
	05/11	217204106	You Bought	0.070	79.34250	-	-5.55
	08/22	217204106	Distribution	0.190	-	-	-
	11/06	217204106	You Bought	0.220	45.07603	-	-9.92
CORNING INC	09/07	219350105	You Bought	0.650	\$32.52990	-	-\$21.14
	10/17	219350105	You Sold <i>Short-term loss: \$2.87</i>	-0.650	28.10483	21.14	18.27
CORTEVA INC COM	04/14	22052L104	You Bought	0.150	\$61.23970	-	-\$9.19
	04/27	22052L104	You Sold <i>Transaction cost: \$-0.01</i> <i>Short-term loss: \$0.09</i>	-0.150	60.76000	9.19	9.10
	06/13	22052L104	You Bought	0.250	56.39790	-	-14.10
	08/04	22052L104	You Bought	0.160	55.68500	-	-8.91
	09/07	22052L104	You Sold <i>Short-term loss: \$1.22</i>	-0.250	51.51870	14.10	12.88
	09/07	22052L104	You Sold <i>Short-term loss: \$0.67</i>	-0.160	51.51870	8.91	8.24
	09/15	22052L104	Dividend Received	-	-	-	0.07
	10/17	22052L104	You Bought	0.420	49.62610	-	-20.84

S
YR_CE_BPTJSRBBPNZK_BBBB 20240109



Activity

Account # Y80-813419
FNU GAGAN - INDIVIDUAL - TOD

Security Name	Settlement Date	Symbol/ CUSIP	Transaction Description	Quantity	Price Per Unit	Total Cost Basis	Amount
	11/02	22052L104	You Bought	0.170	47.74000	-	-8.12
	12/06	22052L104	You Sold <i>Short-term loss: \$1.66</i>	-0.420	45.66491	20.84	19.18
	12/06	22052L104	You Sold <i>Short-term loss: \$0.36</i>	-0.170	45.66491	8.12	7.76
	12/15	22052L104	Dividend Received	-	-	-	0.09
COSTCO WHOLESALE CORP COM USD0.01	04/14	22160K105	You Bought	0.060	\$497.26000	-	-\$29.84
	04/17	22160K105	You Bought	0.010	492.30000	-	-4.92
	04/27	22160K105	You Sold <i>Transaction cost: \$-0.01 Short-term gain: \$0.24</i>	-0.020	510.05900	9.95	10.19
	05/02	22160K105	You Sold <i>Transaction cost: \$-0.01 Short-term gain: \$0.09</i>	-0.020	502.35680	9.95	10.04
	05/08	22160K105	You Bought	0.030	487.35160	-	-14.62
	05/09	22160K105	You Bought	0.010	494.81000	-	-4.95
	05/11	22160K105	You Bought	0.010	498.65000	-	-4.99
	05/19	22160K105	Dividend Received	-	-	-	0.03
	06/13	22160K105	You Bought	0.020	519.50669	-	-10.39
	09/07	22160K105	You Bought	0.020	547.36000	-	-10.95
	09/08	22160K105	Dividend Received	-	-	-	0.10
	10/05	22160K105	You Bought	0.020	567.92900	-	-11.36
	11/02	22160K105	You Bought	0.030	551.35000	-	-16.54
	11/03	22160K105	You Bought	0.010	553.70000	-	-5.54
	11/17	22160K105	Dividend Received	-	-	-	0.18

S
YR_CE_BPTJSRBBPNZK_BBBB 20240109



Activity

Account # Y80-813419
FNU GAGAN - INDIVIDUAL - TOD

Security Name	Settlement Date	Symbol/ CUSIP	Transaction Description	Quantity	Price Per Unit	Total Cost Basis	Amount
	12/06	22160K105	You Bought	0.030	595.18000	-	-17.86
COSTAR GROUP INC	04/14	22160N109	You Bought	0.110	\$69.04500	-	-\$7.59
	04/27	22160N109	You Sold <i>Transaction cost: \$-0.01 Short-term gain: \$0.05</i>	-0.090	69.62710	6.21	6.26
	05/08	22160N109	You Bought	0.080	73.58000	-	-5.89
	05/11	22160N109	You Bought	0.050	74.13520	-	-3.71
	11/02	22160N109	You Sold <i>Short-term loss: \$0.19</i>	-0.080	71.26020	5.89	5.70
	11/02	22160N109	You Sold <i>Short-term loss: \$0.15</i>	-0.050	71.26020	3.71	3.56
	11/02	22160N109	You Sold <i>Short-term gain: \$0.05</i>	-0.020	71.26020	1.38	1.43
CROWDSTRIKE HLDGS INC CL A	04/14	22788C105	You Bought	0.050	\$134.07590	-	-\$6.70
	07/07	22788C105	You Bought	0.020	146.49990	-	-2.93
	09/07	22788C105	You Bought	0.020	162.20000	-	-3.24
	11/03	22788C105	You Bought	0.030	178.24940	-	-5.35
CROWN CASTLE INC COM AVERAGE PRICE TRADE DETAILS ON REQUEST	04/14	22822V101	You Bought	0.090	\$135.63042	-	-\$12.21
	05/11	22822V101	You Bought	0.040	116.00481	-	-4.64
	06/13	22822V101	You Sold <i>Transaction cost: \$-0.01 Short-term loss: \$1.93</i>	-0.090	114.28370	12.21	10.28
	06/13	22822V101	You Sold <i>Transaction cost: \$-0.01 Short-term loss: \$0.08</i>	-0.040	114.28370	4.64	4.56
	08/31	22822V101	You Bought	0.210	100.46920	-	-21.10
	09/07	22822V101	You Bought	0.060	100.84290	-	-6.05

YR_CE_BPTJSRBBBPNZK_BBBB 20240109 S



Activity

Account # Y80-813419
FNU GAGAN - INDIVIDUAL - TOD

Security Name	Settlement Date	Symbol/ CUSIP	Transaction Description	Quantity	Price Per Unit	Total Cost Basis	Amount
	09/29	22822V101	Dividend Received	-	-	-	0.42
	10/05	22822V101	You Bought	0.110	89.62677	-	-9.86
	11/06	22822V101	You Sold <i>Short-term loss: \$0.63</i>	-0.210	97.48247	21.10	20.47
	11/06	22822V101	You Sold <i>Short-term gain: \$0.86</i>	-0.110	97.48247	9.86	10.72
	11/06	22822V101	You Sold <i>Short-term loss: \$0.20</i>	-0.060	97.48247	6.05	5.85
CUMMINS INC	06/13	231021106	You Bought	0.060	\$226.62460	-	-\$13.60
	09/07	231021106	Dividend Received	-	-	-	0.10
	10/05	231021106	You Bought	0.050	224.85829	-	-11.24
	11/03	231021106	You Bought	0.040	216.26298	-	-8.65
	12/07	231021106	Dividend Received	-	-	-	0.25
DR HORTON INC COM STK USD0.01	04/14	23331A109	You Bought	0.080	\$100.26990	-	-\$8.02
	05/10	23331A109	Dividend Received	-	-	-	0.02
	08/07	23331A109	You Bought	0.030	124.29000	-	-3.73
	08/14	23331A109	Dividend Received	-	-	-	0.03
	09/08	23331A109	You Bought	0.060	115.30000	-	-6.92
	10/17	23331A109	You Sold <i>Short-term gain: \$0.30</i>	-0.080	103.99050	8.02	8.32
	10/17	23331A109	You Sold <i>Short-term loss: \$0.68</i>	-0.060	103.99050	6.92	6.24
	10/17	23331A109	You Sold <i>Short-term loss: \$0.61</i>	-0.030	103.99050	3.73	3.12
DTE ENERGY CO	06/13	233331107	You Bought	0.130	\$111.98520	-	-\$14.56
	07/15	233331107	Dividend Received	-	-	-	0.12

YR_CE_BPTJSRBBBPNZK_BBBB 20240109



Activity

Account # Y80-813419
FNU GAGAN - INDIVIDUAL - TOD

Security Name	Settlement Date	Symbol/ CUSIP	Transaction Description	Quantity	Price Per Unit	Total Cost Basis	Amount
	08/31	233331107	You Sold <i>Short-term loss: \$0.89</i>	-0.130	105.18010	14.56	13.67
DANAHER CORPORATION COM	04/14	235851102	You Bought	0.100	\$252.66990	-	-\$25.27
	04/27	235851102	You Sold <i>Transaction cost: \$-0.01 Short-term loss: \$1.26</i>	-0.090	238.78500	22.74	21.48
	06/06	235851102	You Bought	0.090	233.25000	-	-20.99
	06/13	235851102	You Bought	0.060	236.22930	-	-14.17
	07/07	235851102	You Bought	0.020	237.12054	-	-4.74
	07/28	235851102	Dividend Received	-	-	-	0.04
	09/07	235851102	You Bought	0.050	265.58520	-	-13.28
	10/05	235851102	You Bought	0.040	214.58000	-	-8.58
	10/27	235851102	Dividend Received	-	-	-	0.07
	11/02	235851102	You Bought	0.070	192.33000	-	-13.46
	12/07	235851102	You Bought	0.050	218.82000	-	-10.94
DATADOG INC CL A COM	05/08	23804L103	You Bought	0.080	\$75.52760	-	-\$6.04
	05/11	23804L103	You Bought	0.040	78.71990	-	-3.15
	11/03	23804L103	You Bought	0.090	80.61193	-	-7.26
DEERE & CO	04/14	244199105	You Bought	0.040	\$386.24550	-	-\$15.45
	04/27	244199105	You Sold <i>Transaction cost: \$-0.01 Short-term loss: \$0.11</i>	-0.020	381.73230	7.73	7.62
	06/06	244199105	You Sold <i>Transaction cost: \$-0.01 Short-term loss: \$0.50</i>	-0.020	361.74550	7.72	7.22
	07/07	244199105	You Bought	0.060	407.12972	-	-24.43

S
YR_CE_BPTJSRBBPNZK_BBBB_20240109



Activity

Account # Y80-813419
FNU GAGAN - INDIVIDUAL - TOD

Security Name	Settlement Date	Symbol/ CUSIP	Transaction Description	Quantity	Price Per Unit	Total Cost Basis	Amount
	08/07	244199105	You Bought	0.010	425.22000	-	-4.25
	09/08	244199105	You Bought	0.020	415.07500	-	-8.30
	10/17	244199105	You Sold <i>Short-term loss: \$1.37</i>	-0.060	384.25340	24.43	23.06
	10/17	244199105	You Sold <i>Short-term loss: \$0.61</i>	-0.020	384.25340	8.30	7.69
	10/17	244199105	You Sold <i>Short-term loss: \$0.41</i>	-0.010	384.25340	4.25	3.84
	11/08	244199105	Dividend Received	-	-	-	0.12
	12/06	244199105	You Bought	0.170	368.10150	-	-62.58
DELTA AIR LINES INC	04/14	247361702	You Bought	0.250	\$33.45000	-	-\$8.36
	08/07	247361702	Dividend Received	-	-	-	0.03
	08/07	247361702	You Bought	0.100	44.38720	-	-4.44
	09/07	247361702	You Sold <i>Short-term gain: \$2.06</i>	-0.250	41.67130	8.36	10.42
	09/07	247361702	You Sold <i>Short-term loss: \$0.27</i>	-0.100	41.67130	4.44	4.17
	10/17	247361702	You Bought	0.450	34.63970	-	-15.59
	11/02	247361702	You Bought	0.280	30.99667	-	-8.68
	12/07	247361702	You Bought	0.230	37.81000	-	-8.70
DEVON ENERGY CORP NEW	04/14	25179M103	You Bought	0.140	\$54.68000	-	-\$7.66
	06/06	25179M103	You Sold <i>Transaction cost: \$-0.01</i> <i>Short-term loss: \$0.97</i>	-0.140	47.83170	7.66	6.69
	10/05	25179M103	You Bought	0.470	45.43000	-	-21.35
	12/29	25179M103	Dividend Received	-	-	-	0.36

YR_CE_BPTJSRBBPNZK_BBBB 20240109



Activity

Account # Y80-813419
FNU GAGAN - INDIVIDUAL - TOD

Security Name	Settlement Date	Symbol/ CUSIP	Transaction Description	Quantity	Price Per Unit	Total Cost Basis	Amount
DEXCOM INC	04/14	252131107	You Bought	0.070	\$115.42500	-	-\$8.08
	07/07	252131107	You Bought	0.040	127.56990	-	-5.10
	08/31	252131107	You Sold <i>Short-term loss: \$1.21</i>	-0.070	98.19660	8.08	6.87
	08/31	252131107	You Sold <i>Short-term loss: \$1.17</i>	-0.040	98.19660	5.10	3.93
	10/05	252131107	You Bought	0.180	91.02000	-	-16.38
	11/02	252131107	You Bought	0.050	87.06500	-	-4.35
	12/07	252131107	You Bought	0.050	117.04490	-	-5.85
DIAMONDBACK ENERGY INC COM USD0.01	05/08	25278X109	You Bought	0.040	\$129.05000	-	-\$5.16
	05/09	25278X109	You Bought	0.040	132.63760	-	-5.31
	05/18	25278X109	Dividend Received	-	-	-	0.06
	07/07	25278X109	You Sold <i>Short-term gain: \$0.11</i>	-0.040	131.69000	5.16	5.27
	07/07	25278X109	You Sold <i>Short-term loss: \$0.04</i>	-0.040	131.69000	5.31	5.27
DIGITAL REALTY TRUST INC	06/13	253868103	You Bought	0.120	\$105.38500	-	-\$12.65
	06/30	253868103	Dividend Received	-	-	-	0.15
	09/29	253868103	Dividend Received	-	-	-	0.15
	11/02	253868103	You Bought	0.060	122.35020	-	-7.34
DISNEY WALT CO COM AVERAGE PRICE TRADE DETAILS ON REQUEST	04/14	254687106	You Bought	0.270	\$100.95951	-	-\$27.26
	05/09	254687106	You Bought	0.040	98.89000	-	-3.96
	06/13	254687106	You Sold <i>Transaction cost: \$-0.01</i> <i>Short-term loss: \$2.33</i>	-0.270	92.38010	27.26	24.93

S
YR_CE_BPTJSRBBPNZK_BBBB_20240109



Activity

Account # Y80-813419
FNU GAGAN - INDIVIDUAL - TOD

Security Name	Settlement Date	Symbol/ CUSIP	Transaction Description	Quantity	Price Per Unit	Total Cost Basis	Amount
	06/13	254687106	You Sold <i>Transaction cost: \$-0.01</i> <i>Short-term loss: \$0.27</i>	-0.040	92.38010	3.96	3.69
	08/04	254687106	You Bought	0.510	87.34000	-	-44.54
	09/07	254687106	You Sold <i>Short-term loss: \$0.28</i>	-0.050	81.82491	4.37	4.09
	09/08	254687106	You Sold <i>Short-term loss: \$0.38</i>	-0.060	81.03040	5.24	4.86
	10/17	254687106	You Bought	0.270	84.17117	-	-22.73
	11/02	254687106	You Bought	0.160	80.79980	-	-12.93
	12/07	254687106	You Bought	0.140	91.57000	-	-12.82
DISCOVER FINANCIAL SERVICES	10/17	254709108	You Bought	0.170	\$90.39000	-	-\$15.37
	11/02	254709108	You Bought	0.070	81.49000	-	-5.70
	12/07	254709108	Dividend Received	-	-	-	0.17
DOLLAR GEN CORP NEW COM	04/14	256677105	You Bought	0.040	\$218.05000	-	-\$8.72
	05/02	256677105	You Sold <i>Transaction cost: \$-0.01</i> <i>Short-term gain: \$0.05</i>	-0.020	220.86939	4.36	4.41
	05/09	256677105	You Bought	0.030	219.66000	-	-6.59
	06/13	256677105	You Sold <i>Transaction cost: \$-0.01</i> <i>Short-term loss: \$1.99</i>	-0.030	153.76000	6.59	4.60
	06/13	256677105	You Sold <i>Transaction cost: \$-0.01</i> <i>Short-term loss: \$1.29</i>	-0.020	153.76000	4.36	3.07
	08/31	256677105	You Bought	0.090	156.41500	-	-14.08
	09/07	256677105	You Bought	0.020	133.44749	-	-2.67
	10/17	256677105	You Sold <i>Short-term loss: \$4.16</i>	-0.090	110.24500	14.08	9.92

S
YR_CE_BPTJSRBBPNZK_BBBB 20240109



Activity

Account # Y80-813419
FNU GAGAN - INDIVIDUAL - TOD

Security Name	Settlement Date	Symbol/ CUSIP	Transaction Description	Quantity	Price Per Unit	Total Cost Basis	Amount
	10/17	256677105	You Sold <i>Short-term loss: \$0.47</i>	-0.020	110.24500	2.67	2.20
	10/24	256677105	Dividend Received	-	-	-	0.06
DOLLAR TREE INC	04/14	256746108	You Bought	0.040	\$151.92500	-	-\$6.08
	04/27	256746108	You Sold <i>Transaction cost: \$-0.01</i> <i>Short-term gain: \$0.07</i>	-0.030	154.77010	4.56	4.63
	05/08	256746108	You Bought	0.030	152.03000	-	-4.56
	06/13	256746108	You Sold <i>Transaction cost: \$-0.01</i> <i>Short-term loss: \$0.59</i>	-0.030	132.78000	4.56	3.97
	06/13	256746108	You Sold <i>Transaction cost: \$-0.01</i> <i>Short-term loss: \$0.20</i>	-0.010	132.78000	1.52	1.32
DOMINION ENERGY INC COM	04/14	25746U109	You Bought	0.180	\$58.34000	-	-\$10.50
	05/09	25746U109	You Bought	0.080	56.15500	-	-4.49
	06/13	25746U109	You Sold <i>Transaction cost: \$-0.01</i> <i>Short-term loss: \$0.92</i>	-0.180	53.30000	10.50	9.58
	06/13	25746U109	You Sold <i>Transaction cost: \$-0.01</i> <i>Short-term loss: \$0.24</i>	-0.080	53.30000	4.49	4.25
	06/20	25746U109	Dividend Received	-	-	-	0.17
	08/31	25746U109	You Bought	0.430	49.26000	-	-21.18
	09/07	25746U109	You Bought	0.070	47.42500	-	-3.32
	09/20	25746U109	Dividend Received	-	-	-	0.29
	10/17	25746U109	You Sold <i>Short-term loss: \$3.03</i>	-0.430	42.22000	21.18	18.15
	10/17	25746U109	You Sold <i>Short-term loss: \$0.36</i>	-0.070	42.22000	3.32	2.96
DOORDASH INC CL A	11/02	25809K105	You Bought	0.230	\$73.94000	-	-\$17.01

S
YR_CE_BPTJSRBBPNZK_BBBB_20240109



Activity

Account # Y80-813419
FNU GAGAN - INDIVIDUAL - TOD

Security Name	Settlement Date	Symbol/ CUSIP	Transaction Description	Quantity	Price Per Unit	Total Cost Basis	Amount
DOVER CORP COM USD1.00	05/08	260003108	You Bought	0.080	\$141.77200	-	-\$11.34
	06/15	260003108	Dividend Received	-	-	-	0.04
	08/07	260003108	You Bought	0.080	142.62990	-	-11.41
	09/15	260003108	Dividend Received	-	-	-	0.08
	11/02	260003108	You Sold <i>Short-term loss: \$1.03</i>	-0.080	128.83850	11.34	10.31
	11/02	260003108	You Sold <i>Short-term loss: \$1.10</i>	-0.080	128.83850	11.41	10.31
DOW INC COM	04/14	260557103	You Bought	0.170	\$57.31990	-	-\$9.74
	05/11	260557103	You Bought	0.100	53.58000	-	-5.36
	06/09	260557103	Dividend Received	-	-	-	0.19
	06/13	260557103	You Sold <i>Transaction cost: \$-0.01</i> <i>Short-term loss: \$0.91</i>	-0.170	51.99740	9.74	8.83
	06/13	260557103	You Sold <i>Transaction cost: \$-0.01</i> <i>Short-term loss: \$0.17</i>	-0.100	51.99740	5.36	5.19
	09/07	260557103	You Bought	0.460	55.15960	-	-25.37
	10/17	260557103	You Sold <i>Short-term loss: \$2.27</i>	-0.460	50.22010	25.37	23.10
DUKE ENERGY CORP NEW COM NEW ISIN #US26441C2044 SEDOL #B7JZSK0	04/14	26441C204	You Bought	0.160	\$99.60990	-	-\$15.94
	04/17	26441C204	You Bought	0.050	98.30000	-	-4.92
	06/06	26441C204	You Sold <i>Transaction cost: \$-0.01</i> <i>Short-term loss: \$1.83</i>	-0.160	88.27000	15.94	14.11
	06/06	26441C204	You Sold <i>Transaction cost: \$-0.01</i> <i>Short-term loss: \$0.52</i>	-0.050	88.27000	4.92	4.40
	06/16	26441C204	Dividend Received	-	-	-	0.21

S
YR_CE_BPTJSRBBBPNZK_BBBB 20240109



Activity

Account # Y80-813419
FNU GAGAN - INDIVIDUAL - TOD

Security Name	Settlement Date	Symbol/ CUSIP	Transaction Description	Quantity	Price Per Unit	Total Cost Basis	Amount
	07/07	26441C204	You Bought	0.240	90.89974	-	-21.82
	08/07	26441C204	You Bought	0.060	91.21719	-	-5.47
	09/07	26441C204	You Bought	0.090	87.18862	-	-7.85
	09/18	26441C204	Dividend Received	-	-	-	0.31
	10/17	26441C204	You Sold <i>Short-term loss: \$0.19</i>	-0.110	89.21008	10.00	9.81
	10/17	26441C204	You Sold <i>Short-term loss: \$0.12</i>	-0.060	89.21008	5.47	5.35
	12/06	26441C204	You Bought	0.420	92.16820	-	-38.71
	12/18	26441C204	Dividend Received	-	-	-	0.23
DUPONT DE NEMOURS INC COM	04/14	26614N102	You Bought	0.120	\$71.42990	-	-\$8.57
	05/09	26614N102	You Bought	0.070	65.22990	-	-4.57
	06/15	26614N102	Dividend Received	-	-	-	0.07
	09/15	26614N102	Dividend Received	-	-	-	0.07
	11/03	26614N102	You Bought	0.190	68.97086	-	-13.10
	12/15	26614N102	Dividend Received	-	-	-	0.14
EOG RESOURCES INC	04/14	26875P101	You Bought	0.100	\$122.39990	-	-\$12.24
	04/28	26875P101	Dividend Received	-	-	-	0.08
	05/10	26875P101	You Bought	0.020	115.46500	-	-2.31
	06/13	26875P101	You Sold <i>Transaction cost: \$-0.01</i> <i>Short-term loss: \$0.71</i>	-0.100	115.42360	12.24	11.53
	06/13	26875P101	You Sold <i>Transaction cost: \$-0.01</i> <i>Short-term loss: \$0.01</i>	-0.020	115.42360	2.31	2.30

YR_CE_BPTJSRBBBBPNZK_BBBB 20240109



Activity

Account # Y80-813419
FNU GAGAN - INDIVIDUAL - TOD

Security Name	Settlement Date	Symbol/ CUSIP	Transaction Description	Quantity	Price Per Unit	Total Cost Basis	Amount
	08/04	26875P101	You Bought	0.200	130.36080	-	-26.07
	10/05	26875P101	You Sold <i>Short-term loss: \$1.31</i> <i>Short-term disallowed loss: \$1.24</i> <i>Wash sale of: 10/03/2023</i> <i>\$1.24</i>	-0.200	123.82010	26.07	24.76
	11/06	26875P101	You Bought	0.190	126.90761	-	-24.11
	12/06	26875P101	You Sold <i>Short-term loss: \$2.03</i>	-0.190	122.72190	25.35	23.32
EBAY INC. COM	04/14	278642103	You Bought	0.220	\$43.24000	-	-\$9.51
	04/27	278642103	You Sold <i>Transaction cost: \$-0.01</i> <i>Short-term gain: \$0.17</i>	-0.220	44.02680	9.51	9.68
	05/08	278642103	You Bought	0.200	44.57990	-	-8.92
	05/11	278642103	You Bought	0.120	46.08000	-	-5.53
	06/16	278642103	Dividend Received	-	-	-	0.08
	08/04	278642103	You Sold <i>Short-term loss: \$0.29</i>	-0.200	43.15100	8.92	8.63
	08/04	278642103	You Sold <i>Short-term loss: \$0.35</i>	-0.120	43.15100	5.53	5.18
ECOLAB INC	04/14	278865100	You Bought	0.050	\$165.89560	-	-\$8.29
	04/27	278865100	You Sold <i>Transaction cost: \$-0.01</i> <i>Short-term loss: \$0.03</i>	-0.050	165.40700	8.29	8.26
	06/06	278865100	You Bought	0.050	173.02000	-	-8.65
	07/17	278865100	Dividend Received	-	-	-	0.03
	08/07	278865100	You Bought	0.030	182.96000	-	-5.49
	10/05	278865100	You Sold <i>Short-term loss: \$0.34</i>	-0.050	166.27590	8.65	8.31

S
YR_CE_BPTJSRBBBPNZK_BBBB 20240109



Activity

Account # Y80-813419
FNU GAGAN - INDIVIDUAL - TOD

Security Name	Settlement Date	Symbol/ CUSIP	Transaction Description	Quantity	Price Per Unit	Total Cost Basis	Amount
	10/05	278865100	You Sold <i>Short-term loss: \$0.50</i>	-0.030	166.27590	5.49	4.99
	10/16	278865100	Dividend Received	-	-	-	0.04
	12/06	278865100	You Bought	0.250	192.71000	-	-48.18
EDWARDS LIFESCIENCES CORP	04/14	28176E108	You Bought	0.130	\$82.99380	-	-\$10.79
	05/11	28176E108	You Bought	0.060	88.81000	-	-5.33
	06/13	28176E108	You Sold <i>Transaction cost: \$-0.01</i> <i>Short-term loss: \$0.33</i>	-0.060	83.51000	5.33	5.00
	08/07	28176E108	You Bought	0.100	80.49980	-	-8.05
	09/07	28176E108	You Sold <i>Short-term loss: \$0.95</i>	-0.130	75.73000	10.79	9.84
	09/07	28176E108	You Sold <i>Short-term loss: \$0.48</i>	-0.100	75.73000	8.05	7.57
	10/17	28176E108	You Bought	0.340	70.67000	-	-24.03
	11/02	28176E108	You Bought	0.130	62.79990	-	-8.16
ELECTRONIC ARTS INC	04/14	285512109	You Bought	0.060	\$126.83000	-	-\$7.61
	04/27	285512109	You Sold <i>Transaction cost: \$-0.01</i> <i>Short-term gain: \$0.15</i>	-0.060	129.42010	7.61	7.76
	11/02	285512109	You Bought	0.170	123.58470	-	-21.01
	12/20	285512109	Dividend Received	-	-	-	0.03
EMERSON ELECTRIC CO	04/14	291011104	You Bought	0.130	\$83.59510	-	-\$10.87
	06/06	291011104	You Sold <i>Transaction cost: \$-0.01</i> <i>Short-term loss: \$0.26</i>	-0.130	81.71040	10.87	10.61
	06/09	291011104	Dividend Received	-	-	-	0.07
	08/31	291011104	You Bought	0.200	98.25990	-	-19.65

YR_CE_BPTJSRBBPNZK_BBBB 20240109 S



Activity

Account # Y80-813419
FNU GAGAN - INDIVIDUAL - TOD

Security Name	Settlement Date	Symbol/ CUSIP	Transaction Description	Quantity	Price Per Unit	Total Cost Basis	Amount
	09/08	291011104	You Bought	0.070	98.12900	-	-6.87
	11/02	291011104	You Sold <i>Short-term loss: \$1.95</i>	-0.200	88.50080	19.65	17.70
	11/02	291011104	You Sold <i>Short-term loss: \$0.67</i>	-0.070	88.50080	6.87	6.20
ENPHASE ENERGY INC COM USD0.00001	04/14	29355A107	You Bought	0.020	\$199.56500	-	-\$3.99
	05/09	29355A107	You Bought	0.010	155.18410	-	-1.55
	06/13	29355A107	You Sold <i>Transaction cost: \$-0.01 Short-term loss: \$0.35</i>	-0.020	182.42000	3.99	3.64
	06/13	29355A107	You Sold <i>Transaction cost: \$-0.01 Short-term gain: \$0.26</i>	-0.010	182.42000	1.55	1.81
ENTEGRIS INC	11/02	29362U104	You Bought	0.190	\$87.41660	-	-\$16.61
ENERGY CORP	06/13	29364G103	You Bought	0.140	\$101.57000	-	-\$14.22
	08/04	29364G103	You Sold <i>Short-term loss: \$0.07</i>	-0.140	101.07000	14.22	14.15
	09/07	29364G103	You Bought	0.240	93.18020	-	-22.36
	12/01	29364G103	Dividend Received	-	-	-	0.27
EQUIFAX INC COM USD1.25	11/02	294429105	You Bought	0.120	\$167.38000	-	-\$20.09
	12/15	294429105	Dividend Received	-	-	-	0.05
EQUINIX INC COM	04/14	29444U700	You Bought	0.020	\$714.06990	-	-\$14.28
	05/02	29444U700	You Sold <i>Transaction cost: \$-0.01 Short-term gain: \$0.05</i>	-0.010	720.39000	7.14	7.19
	05/08	29444U700	You Bought	0.010	724.66640	-	-7.25
	06/21	29444U700	Dividend Received	-	-	-	0.07

YR_CE_BPTJSRBBPNZK_BBBB 20240109 S



Activity

Account # Y80-813419
FNU GAGAN - INDIVIDUAL - TOD

Security Name	Settlement Date	Symbol/ CUSIP	Transaction Description	Quantity	Price Per Unit	Total Cost Basis	Amount
	07/07	29444U700	You Bought	0.010	789.74990	-	-7.90
	09/20	29444U700	Dividend Received	-	-	-	0.10
	10/05	29444U700	You Sold <i>Short-term loss: \$0.82</i> <i>Short-term disallowed loss: \$0.82</i> <i>Wash sale of: 10/03/2023</i> <i>\$0.82</i>	-0.010	708.20590	7.90	7.08
	11/06	29444U700	You Bought	0.030	765.72463	-	-22.97
	12/07	29444U700	You Bought	0.010	817.66000	-	-8.18
	12/13	29444U700	Dividend Received	-	-	-	0.21
EVERSOURCE ENERGY	06/13	30040W108	You Bought	0.200	\$71.17850	-	-\$14.24
	08/04	30040W108	You Sold <i>Short-term loss: \$0.30</i>	-0.200	69.69000	14.24	13.94
	09/07	30040W108	You Bought	0.370	62.16739	-	-23.00
	09/29	30040W108	Dividend Received	-	-	-	0.25
	10/17	30040W108	You Sold <i>Short-term loss: \$2.77</i>	-0.370	54.66410	23.00	20.23
EXACT SCIENCES CORP	06/13	30063P105	You Bought	0.070	\$89.27000	-	-\$6.25
	08/31	30063P105	You Sold <i>Short-term loss: \$0.55</i>	-0.070	81.39500	6.25	5.70
EXELON CORP COM NPV	04/14	30161N101	You Bought	0.260	\$43.21000	-	-\$11.23
	04/27	30161N101	You Sold <i>Transaction cost: \$-0.01</i> <i>Short-term gain: \$0.09</i>	-0.250	43.61010	10.80	10.89
	05/08	30161N101	You Bought	0.250	42.39360	-	-10.60
	05/11	30161N101	You Bought	0.130	42.39993	-	-5.51
	06/09	30161N101	Dividend Received	-	-	-	0.14

S
20240109
BPTJSRBBPNZK_BBBB



Activity

Account # Y80-813419
FNU GAGAN - INDIVIDUAL - TOD

Security Name	Settlement Date	Symbol/ CUSIP	Transaction Description	Quantity	Price Per Unit	Total Cost Basis	Amount
	06/13	30161N101	You Sold <i>Transaction cost: \$-0.01</i> <i>Short-term loss: \$0.59</i>	-0.250	40.07000	10.60	10.01
	06/13	30161N101	You Sold <i>Transaction cost: \$-0.01</i> <i>Short-term loss: \$0.31</i>	-0.130	40.07000	5.51	5.20
	06/13	30161N101	You Sold <i>Short-term loss: \$0.03</i>	-0.010	40.07000	0.43	0.40
	09/07	30161N101	You Bought	0.530	39.53563	-	-20.95
	11/03	30161N101	You Bought	0.190	39.18164	-	-7.44
	12/08	30161N101	Dividend Received	-	-	-	0.26
EXTRA SPACE STORAGE INC	11/02	30225T102	You Bought	0.190	\$102.23990	-	-\$19.43
	12/29	30225T102	Dividend Received	-	-	-	0.31
EXXON MOBIL CORP AVERAGE PRICE TRADE DETAILS ON REQUEST	04/14	30231G102	You Bought	0.570	\$115.81542	-	-\$66.01
	04/17	30231G102	You Bought	0.030	115.07000	-	-3.45
	04/27	30231G102	You Sold <i>Transaction cost: \$-0.01</i> <i>Short-term gain: \$0.01</i>	-0.180	115.95010	20.85	20.86
	05/02	30231G102	You Sold <i>Transaction cost: \$-0.01</i> <i>Short-term gain: \$0.47</i>	-0.130	119.47000	15.05	15.52
	05/08	30231G102	You Bought	0.240	106.92500	-	-25.66
	05/09	30231G102	You Bought	0.090	108.68903	-	-9.78
	05/11	30231G102	You Bought	0.080	109.34021	-	-8.75
	06/09	30231G102	Dividend Received	-	-	-	0.64
	06/13	30231G102	You Bought	0.160	107.77290	-	-17.24
	08/04	30231G102	You Sold <i>Short-term loss: \$1.96</i>	-0.190	105.49870	22.00	20.04

S
YR_CE_BPTJSRBBPNZK_BBBB 20240109



Activity

Account # Y80-813419
FNU GAGAN - INDIVIDUAL - TOD

Security Name	Settlement Date	Symbol/ CUSIP	Transaction Description	Quantity	Price Per Unit	Total Cost Basis	Amount
	09/07	30231G102	You Bought	0.330	115.42390	-	-38.09
	09/08	30231G102	You Bought	0.060	114.24425	-	-6.85
	09/11	30231G102	Dividend Received	-	-	-	0.61
	10/05	30231G102	You Bought	0.120	115.66805	-	-13.88
	11/02	30231G102	You Bought	0.290	106.05263	-	-30.76
	11/03	30231G102	You Bought	0.040	106.72923	-	-4.27
	11/06	30231G102	You Bought	0.070	108.05398	-	-7.56
	12/06	30231G102	You Sold <i>Short-term loss: \$1.98</i>	-0.150	102.23250	17.31	15.33
	12/06	30231G102	You Sold <i>Short-term loss: \$1.61</i>	-0.120	102.23250	13.88	12.27
	12/06	30231G102	You Sold <i>Short-term loss: \$0.95</i>	-0.070	102.23250	8.11	7.16
	12/11	30231G102	Dividend Received	-	-	-	1.50
META PLATFORMS INC CLASS A COMMON STOCK	04/14	30303M102	You Bought	0.320	\$215.30990	-	-\$68.90
	05/02	30303M102	You Sold <i>Transaction cost: \$-0.01</i> <i>Short-term gain: \$1.30</i>	-0.060	237.14100	12.92	14.22
	05/08	30303M102	You Bought	0.030	235.83340	-	-7.08
	05/09	30303M102	You Bought	0.040	230.15522	-	-9.21
	05/11	30303M102	You Bought	0.040	232.87850	-	-9.32
	06/13	30303M102	You Bought	0.040	266.00860	-	-10.64
	07/07	30303M102	You Bought	0.030	295.72051	-	-8.87
	08/04	30303M102	You Bought	0.040	315.92920	-	-12.64

S

YR_CE_BPTJSRBBBBPNZK_BBBBB 20240109



Activity

Account # Y80-813419
FNU GAGAN - INDIVIDUAL - TOD

Security Name	Settlement Date	Symbol/ CUSIP	Transaction Description	Quantity	Price Per Unit	Total Cost Basis	Amount
	08/07	30303M102	You Bought	0.020	313.68990	-	-6.27
	08/31	30303M102	You Bought	0.020	290.09450	-	-5.80
	09/07	30303M102	You Bought	0.040	296.79000	-	-11.87
	09/08	30303M102	You Bought	0.020	301.16400	-	-6.02
	10/05	30303M102	You Bought	0.050	301.93980	-	-15.10
	11/02	30303M102	You Bought	0.180	300.73500	-	-54.13
	11/03	30303M102	You Bought	0.030	307.80708	-	-9.23
	11/06	30303M102	You Bought	0.060	309.80152	-	-18.59
	12/06	30303M102	You Bought	0.140	316.02699	-	-44.24
	12/07	30303M102	You Bought	0.030	320.08990	-	-9.60
FASTENAL COM STK USD0.01	11/02	311900104	You Bought	0.470	\$58.37990	-	-\$27.44
	12/20	311900104	Dividend Received	-	-	-	0.18
FEDEX CORP COM USD0.10	04/14	31428X106	You Bought	0.040	\$231.44360	-	-\$9.26
	04/27	31428X106	You Sold <i>Transaction cost: \$-0.01</i> <i>Short-term loss: \$0.20</i>	-0.030	225.28000	6.95	6.75
	06/06	31428X106	You Bought	0.040	219.66000	-	-8.79
	07/03	31428X106	Dividend Received	-	-	-	0.06
	08/04	31428X106	You Sold <i>Short-term gain: \$1.88</i>	-0.040	266.74734	8.79	10.67
	08/04	31428X106	You Sold <i>Short-term gain: \$0.36</i>	-0.010	266.74734	2.31	2.67
	08/31	31428X106	You Bought	0.060	258.71500	-	-15.52
	09/07	31428X106	You Bought	0.020	258.49160	-	-5.17

S
YR_CE_BPTJSRBBPNZK_BBBB 20240109



Activity

Account # Y80-813419
FNU GAGAN - INDIVIDUAL - TOD

Security Name	Settlement Date	Symbol/ CUSIP	Transaction Description	Quantity	Price Per Unit	Total Cost Basis	Amount
	10/02	31428X106	Dividend Received	-	-	-	0.10
	11/02	31428X106	You Sold <i>Short-term loss: \$1.17</i>	-0.060	239.19000	15.52	14.35
	11/02	31428X106	You Sold <i>Short-term loss: \$0.39</i>	-0.020	239.19000	5.17	4.78
	12/06	31428X106	You Bought	0.170	267.22000	-	-45.43
FIDELITY NATL INFORMATION SERVICES COM USD0.01	04/14	31620M106	You Bought	0.120	\$55.66000	-	-\$6.68
	04/27	31620M106	You Sold <i>Transaction cost: \$-0.01</i> <i>Short-term gain: \$0.02</i>	-0.120	55.93010	6.68	6.70
	05/08	31620M106	You Bought	0.120	52.72310	-	-6.33
	06/23	31620M106	Dividend Received	-	-	-	0.06
	08/07	31620M106	You Bought	0.110	57.78186	-	-6.36
	09/08	31620M106	You Sold <i>Short-term gain: \$0.35</i>	-0.120	55.63030	6.33	6.68
	09/08	31620M106	You Sold <i>Short-term loss: \$0.24</i>	-0.110	55.63030	6.36	6.12
	10/17	31620M106	You Bought	0.320	52.15190	-	-16.69
	11/02	31620M106	You Bought	0.110	48.63000	-	-5.35
	12/22	31620M106	Dividend Received	-	-	-	0.22
FIFTH THIRD BANCORP	10/17	316773100	You Bought	0.800	\$24.62550	-	-\$19.70
	11/03	316773100	You Bought	0.350	23.71989	-	-8.30
FISERV INC AVERAGE PRICE TRADE DETAILS ON REQUEST	04/14	337738108	You Bought	0.120	\$115.13201	-	-\$13.82
	04/27	337738108	You Sold <i>Transaction cost: \$-0.01</i> <i>Short-term gain: \$0.35</i>	-0.060	121.23000	6.91	7.26
	05/08	337738108	You Bought	0.050	117.61000	-	-5.88

YR_CE_BPTJSRBBBBPNZK_BBBB 20240109



Activity

Account # Y80-813419
FNU GAGAN - INDIVIDUAL - TOD

Security Name	Settlement Date	Symbol/ CUSIP	Transaction Description	Quantity	Price Per Unit	Total Cost Basis	Amount
	05/11	337738108	You Bought	0.050	119.07381	-	-5.95
	08/31	337738108	You Bought	0.030	122.77930	-	-3.68
	09/07	337738108	You Bought	0.020	122.15860	-	-2.44
	10/05	337738108	You Bought	0.040	111.21940	-	-4.45
	11/02	337738108	You Bought	0.100	114.32990	-	-11.43
FIRSTENERGY CORP COM USD0.10	06/06	337932107	You Bought	0.320	\$37.14000	-	-\$11.88
	09/01	337932107	Dividend Received	-	-	-	0.12
	09/07	337932107	You Sold <i>Short-term loss: \$0.67</i>	-0.320	35.04167	11.88	11.21
FORD MTR CO DEL COM	04/14	345370860	You Bought	0.710	\$12.83990	-	-\$9.12
	06/01	345370860	Dividend Received	-	-	-	0.11
	06/06	345370860	You Sold <i>Transaction cost: \$-0.01</i> <i>Short-term loss: \$0.44</i>	-0.710	12.24500	9.12	8.68
	07/07	345370860	You Bought	0.930	15.37500	-	-14.30
	08/07	345370860	You Bought	0.480	12.95960	-	-6.22
	09/01	345370860	Dividend Received	-	-	-	0.14
	09/07	345370860	You Sold <i>Short-term loss: \$3.06</i>	-0.930	12.08112	14.30	11.24
	09/07	345370860	You Sold <i>Short-term loss: \$0.42</i>	-0.480	12.08112	6.22	5.80
	10/17	345370860	You Bought	1.850	11.96935	-	-22.14
	11/02	345370860	You Bought	0.700	9.87950	-	-6.92
	12/01	345370860	Dividend Received	-	-	-	0.28
	12/06	345370860	You Sold <i>Short-term loss: \$2.35</i>	-1.850	10.69500	22.14	19.79

YR_CE_BPTJSRBBPNZK_BBBB 20240109



Activity

Account # Y80-813419
FNU GAGAN - INDIVIDUAL - TOD

Security Name	Settlement Date	Symbol/ CUSIP	Transaction Description	Quantity	Price Per Unit	Total Cost Basis	Amount
	12/06	345370860	You Sold <i>Short-term gain: \$0.57</i>	-0.700	10.69500	6.92	7.49
FORTINET INC COM USD0.001	04/14	34959E109	You Bought	0.120	\$67.57490	-	-\$8.11
	05/11	34959E109	You Bought	0.050	66.70500	-	-3.34
	08/31	34959E109	You Sold <i>Short-term loss: \$0.96</i>	-0.120	59.58000	8.11	7.15
	08/31	34959E109	You Sold <i>Short-term loss: \$0.36</i>	-0.050	59.58000	3.34	2.98
	11/02	34959E109	You Bought	0.340	56.51400	-	-19.21
	11/06	34959E109	You Bought	0.090	57.66043	-	-5.19
	12/06	34959E109	You Sold <i>Short-term loss: \$1.46</i>	-0.340	52.20012	19.21	17.75
	12/06	34959E109	You Sold <i>Short-term loss: \$0.49</i>	-0.090	52.20012	5.19	4.70
FORTIVE CORP COM	11/02	34959J108	You Bought	0.460	\$64.97000	-	-\$29.89
	12/29	34959J108	Dividend Received	-	-	-	0.04
FREEMPORT-MCMORAN INC COM USD0.10	04/14	35671D857	You Bought	0.230	\$41.23462	-	-\$9.48
AVERAGE PRICE TRADE DETAILS ON REQUEST	05/01	35671D857	Dividend Received	-	-	-	0.03
	05/09	35671D857	You Bought	0.130	35.99500	-	-4.68
	06/13	35671D857	You Sold <i>Transaction cost: \$-0.01</i> <i>Short-term loss: \$0.79</i>	-0.230	37.84000	9.48	8.69
	07/07	35671D857	You Sold <i>Short-term gain: \$0.47</i>	-0.130	39.63000	4.68	5.15
	08/04	35671D857	You Bought	0.520	42.77918	-	-22.25
	09/07	35671D857	You Sold <i>Short-term loss: \$0.03</i>	-0.020	41.39010	0.86	0.83
	09/08	35671D857	You Sold <i>Short-term loss: \$1.29</i>	-0.500	40.19020	21.39	20.10

YR_CE_BPTJSRBBPNZK_BBBB 20240109



Activity

Account # Y80-813419
FNU GAGAN - INDIVIDUAL - TOD

Security Name	Settlement Date	Symbol/ CUSIP	Transaction Description	Quantity	Price Per Unit	Total Cost Basis	Amount
	10/17	35671D857	You Bought	0.750	35.87923	-	-26.91
	11/03	35671D857	You Bought	0.200	33.55383	-	-6.71
	12/07	35671D857	You Bought	0.210	36.98990	-	-7.77
GE HEALTHCARE TECHNOLOGIES INC COMMON STOCK	04/14	36266G107	You Bought	0.090	\$81.00880	-	-\$7.29
	05/02	36266G107	You Sold <i>Transaction cost: \$-0.01 Short-term gain: \$0.01</i>	-0.060	81.37280	4.86	4.87
	05/08	36266G107	You Bought	0.040	79.08000	-	-3.16
	06/13	36266G107	You Sold <i>Transaction cost: \$-0.01 Short-term loss: \$0.05</i>	-0.040	78.10010	3.16	3.11
	06/13	36266G107	You Sold <i>Transaction cost: \$-0.01 Short-term loss: \$0.10</i>	-0.030	78.10010	2.43	2.33
	10/05	36266G107	You Bought	0.290	66.64000	-	-19.33
	11/15	36266G107	Dividend Received	-	-	-	0.01
ARTHUR J. GALLAGHER & CO. ISIN #US3635761097 SEDOL #BD1QWJ0	05/08	363576109	You Bought	0.050	\$209.67430	-	-\$10.48
	06/13	363576109	You Bought	0.020	204.64950	-	-4.09
	06/16	363576109	Dividend Received	-	-	-	0.03
	09/15	363576109	Dividend Received	-	-	-	0.04
	11/03	363576109	You Bought	0.040	237.71253	-	-9.51
	12/15	363576109	Dividend Received	-	-	-	0.06
GENERAL DYNAMICS CORP COM USD1.00 AVERAGE PRICE TRADE DETAILS ON REQUEST	06/06	369550108	You Bought	0.080	\$207.42687	-	-\$16.59
	08/11	369550108	Dividend Received	-	-	-	0.11

S
YR_CE_BPTJSRBBPNZK_BBBB 20240109



Activity

Account # Y80-813419
FNU GAGAN - INDIVIDUAL - TOD

Security Name	Settlement Date	Symbol/ CUSIP	Transaction Description	Quantity	Price Per Unit	Total Cost Basis	Amount
	10/17	369550108	You Bought	0.010	240.28250	-	-2.40
	11/02	369550108	You Bought	0.050	239.19500	-	-11.96
	11/10	369550108	Dividend Received	-	-	-	0.11
GENERAL ELECTRIC CO COM NEW AVERAGE PRICE TRADE DETAILS ON REQUEST	04/14	369604301	You Bought	0.170	\$94.28480	-	-\$16.03
	05/11	369604301	You Bought	0.040	101.26000	-	-4.05
	06/13	369604301	You Bought	0.030	106.10028	-	-3.18
	07/25	369604301	Dividend Received	-	-	-	0.02
	08/04	369604301	You Bought	0.040	113.01604	-	-4.52
	10/05	369604301	You Bought	0.060	108.59990	-	-6.52
	10/25	369604301	Dividend Received	-	-	-	0.02
	11/02	369604301	You Bought	0.120	108.95910	-	-13.08
	11/06	369604301	You Bought	0.040	107.87860	-	-4.32
	12/06	369604301	You Bought	0.100	121.87000	-	-12.19
GENERAL MILLS INC COM USD0.10	04/14	370334104	You Bought	0.130	\$86.88660	-	-\$11.30
	04/27	370334104	You Sold <i>Transaction cost: \$-0.01</i> <i>Short-term gain: \$0.21</i>	-0.120	88.72000	10.43	10.64
	05/08	370334104	You Bought	0.090	88.90000	-	-8.00
	06/06	370334104	You Bought	0.090	84.19000	-	-7.58
	07/07	370334104	You Sold <i>Short-term loss: \$1.08</i>	-0.090	76.85134	8.00	6.92
	07/07	370334104	You Sold <i>Short-term loss: \$0.66</i>	-0.090	76.85134	7.58	6.92

YR_CE_BPTJSRBBBPNZK_BBBB 20240109 S



Activity

Account # Y80-813419
FNU GAGAN - INDIVIDUAL - TOD

Security Name	Settlement Date	Symbol/ CUSIP	Transaction Description	Quantity	Price Per Unit	Total Cost Basis	Amount
	07/07	370334104	You Sold <i>Short-term loss: \$0.10</i>	-0.010	76.85134	0.87	0.77
	08/31	370334104	You Bought	0.250	68.60783	-	-17.15
	09/08	370334104	You Bought	0.040	66.35130	-	-2.65
	10/05	370334104	You Bought	0.040	63.04860	-	-2.52
	11/01	370334104	Dividend Received	-	-	-	0.19
	11/02	370334104	You Bought	0.110	65.13000	-	-7.16
	12/06	370334104	You Sold <i>Short-term loss: \$0.94</i>	-0.250	64.85000	17.15	16.21
	12/06	370334104	You Sold <i>Short-term loss: \$0.03</i>	-0.110	64.85000	7.16	7.13
	12/06	370334104	You Sold <i>Short-term gain: \$0.07</i>	-0.040	64.85000	2.52	2.59
	12/06	370334104	You Sold <i>Short-term loss: \$0.06</i>	-0.040	64.85000	2.65	2.59
GENERAL MTRS CO COM	04/14	37045V100	You Bought	0.280	\$35.08520	-	-\$9.82
	05/11	37045V100	You Bought	0.130	33.39990	-	-4.34
	06/15	37045V100	Dividend Received	-	-	-	0.04
	08/04	37045V100	You Sold <i>Short-term gain: \$0.69</i>	-0.280	37.55000	9.82	10.51
	08/04	37045V100	You Sold <i>Short-term gain: \$0.54</i>	-0.130	37.55000	4.34	4.88
	08/31	37045V100	You Bought	0.550	33.14990	-	-18.23
	09/07	37045V100	You Bought	0.240	33.04814	-	-7.93
	09/14	37045V100	Dividend Received	-	-	-	0.05
	10/17	37045V100	You Sold <i>Short-term loss: \$1.63</i>	-0.550	30.18000	18.23	16.60
	10/17	37045V100	You Sold <i>Short-term loss: \$0.69</i>	-0.240	30.18000	7.93	7.24

YR_CE_BPTJSRBBBPNZK_BBBB 20240109



Activity

Account # Y80-813419
FNU GAGAN - INDIVIDUAL - TOD

Security Name	Settlement Date	Symbol/ CUSIP	Transaction Description	Quantity	Price Per Unit	Total Cost Basis	Amount
GENUINE PARTS CO COM USD1.00	05/08	372460105	You Bought	0.050	\$171.61000	-	-\$8.58
	05/09	372460105	You Bought	0.030	173.69000	-	-5.21
	06/13	372460105	You Sold <i>Transaction cost: \$-0.01</i> <i>Short-term loss: \$0.88</i>	-0.050	154.27840	8.58	7.70
	06/13	372460105	You Sold <i>Transaction cost: \$-0.01</i> <i>Short-term loss: \$0.59</i>	-0.030	154.27840	5.21	4.62
	07/03	372460105	Dividend Received	-	-	-	0.08
GILEAD SCIENCES INC COM USD0.001	04/14	375558103	You Bought	0.190	\$82.98990	-	-\$15.77
	05/02	375558103	You Sold <i>Transaction cost: \$-0.01</i> <i>Short-term loss: \$0.10</i>	-0.130	82.33160	10.79	10.69
	06/06	375558103	You Bought	0.190	76.91000	-	-14.61
	06/13	375558103	You Bought	0.080	77.82892	-	-6.23
	06/29	375558103	Dividend Received	-	-	-	0.25
	08/04	375558103	You Sold <i>Short-term loss: \$0.42</i>	-0.060	75.92130	4.98	4.56
	09/07	375558103	You Bought	0.180	76.70000	-	-13.81
	09/28	375558103	Dividend Received	-	-	-	0.34
	10/05	375558103	You Bought	0.080	72.95000	-	-5.84
	11/03	375558103	You Bought	0.070	79.47999	-	-5.56
	12/07	375558103	You Bought	0.100	78.04690	-	-7.80
	12/28	375558103	Dividend Received	-	-	-	0.53
GLOBAL PAYMENTS INC	09/07	37940X102	You Bought	0.120	\$128.09000	-	-\$15.37
	09/29	37940X102	Dividend Received	-	-	-	0.03

S
YR_CE_BPTJSRBBPNZK_BBBB 20240109



Activity

Account # Y80-813419
FNU GAGAN - INDIVIDUAL - TOD

Security Name	Settlement Date	Symbol/ CUSIP	Transaction Description	Quantity	Price Per Unit	Total Cost Basis	Amount
	10/17	37940X102	You Sold <i>Short-term loss: \$1.64</i>	-0.120	114.43010	15.37	13.73
GODADDY INC CL A	05/08	380237107	You Bought	0.110	\$71.03000	-	-\$7.81
	05/10	380237107	You Bought	0.040	71.16210	-	-2.85
	11/06	380237107	You Sold <i>Short-term gain: \$0.42</i>	-0.110	74.78090	7.81	8.23
	11/06	380237107	You Sold <i>Short-term gain: \$0.14</i>	-0.040	74.78090	2.85	2.99
GOLDMAN SACHS GROUP INC COM USD0.01	04/14	38141G104	You Bought	0.060	\$328.80780	-	-\$19.73
	05/11	38141G104	You Bought	0.020	324.63010	-	-6.49
	06/29	38141G104	Dividend Received	-	-	-	0.20
	08/31	38141G104	You Bought	0.020	327.41700	-	-6.55
	09/08	38141G104	You Bought	0.040	322.95265	-	-12.92
	09/28	38141G104	Dividend Received	-	-	-	0.28
	10/17	38141G104	You Sold <i>Short-term loss: \$0.94</i>	-0.060	313.18730	19.73	18.79
	10/17	38141G104	You Sold <i>Short-term loss: \$0.29</i>	-0.020	313.18730	6.55	6.26
	10/17	38141G104	You Sold <i>Short-term loss: \$0.12</i>	-0.010	313.18730	3.25	3.13
	11/02	38141G104	You Sold <i>Short-term loss: \$0.85</i>	-0.040	301.70000	12.92	12.07
	11/02	38141G104	You Sold <i>Short-term loss: \$0.22</i>	-0.010	301.70000	3.24	3.02
	12/06	38141G104	You Bought	0.210	348.53000	-	-73.19
GRAINGER W W INC COM USD0.50	06/13	384802104	You Bought	0.020	\$703.70000	-	-\$14.07
	09/01	384802104	Dividend Received	-	-	-	0.04
	12/01	384802104	Dividend Received	-	-	-	0.04

S
YR_CE_BPTJSRBBPNZK_BBBB_20240109



Activity

Account # Y80-813419
FNU GAGAN - INDIVIDUAL - TOD

Security Name	Settlement Date	Symbol/ CUSIP	Transaction Description	Quantity	Price Per Unit	Total Cost Basis	Amount
	12/07	384802104	You Bought	0.020	800.87020	-	-16.02
HCA HEALTHCARE INC COM AVERAGE PRICE TRADE DETAILS ON REQUEST	04/14	40412C101	You Bought	0.040	\$272.71514	-	-\$10.91
	06/30	40412C101	Dividend Received	-	-	-	0.02
	07/07	40412C101	You Bought	0.010	298.92370	-	-2.99
	08/31	40412C101	You Sold <i>Short-term gain: \$0.18</i>	-0.040	277.31000	10.91	11.09
	08/31	40412C101	You Sold <i>Short-term loss: \$0.22</i>	-0.010	277.31000	2.99	2.77
	10/05	40412C101	You Bought	0.100	243.09000	-	-24.31
	11/02	40412C101	You Bought	0.040	225.65110	-	-9.03
	12/28	40412C101	Dividend Received	-	-	-	0.08
HP INC COM	10/17	40434L105	You Bought	0.600	\$26.70500	-	-\$16.02
	11/02	40434L105	You Bought	0.180	26.14910	-	-4.71
	12/07	40434L105	You Bought	0.300	29.07340	-	-8.72
HALLIBURTON CO COM USD2.50	06/13	406216101	You Bought	0.480	\$32.23000	-	-\$15.47
	09/27	406216101	Dividend Received	-	-	-	0.08
	12/06	406216101	You Sold <i>Short-term gain: \$2.30</i>	-0.480	37.03000	15.47	17.77
HARTFORD FINANCIAL SERVICES GRP INC COM USD0.01	06/13	416515104	You Bought	0.220	\$71.08850	-	-\$15.64
	10/03	416515104	Dividend Received	-	-	-	0.09
	11/06	416515104	You Sold <i>Short-term gain: \$0.64</i>	-0.220	73.98170	15.64	16.28

YR_CE_BPTJSRBBBPNZK_BBBB 20240109 S



Activity

Account # Y80-813419
FNU GAGAN - INDIVIDUAL - TOD

Security Name	Settlement Date	Symbol/ CUSIP	Transaction Description	Quantity	Price Per Unit	Total Cost Basis	Amount
HEALTHPEAK PROPERTIES INC COM	06/13	42250P103	You Bought	0.640	\$20.88500	-	-\$13.37
	08/07	42250P103	You Bought	0.260	21.08983	-	-5.48
	08/18	42250P103	Dividend Received	-	-	-	0.27
	10/05	42250P103	You Sold <i>Short-term loss: \$2.24</i>	-0.640	17.39010	13.37	11.13
	10/05	42250P103	You Sold <i>Short-term loss: \$0.96</i>	-0.260	17.39010	5.48	4.52
HERSHEY COMPANY COM USD1.00	06/06	427866108	You Bought	0.050	\$261.26000	-	-\$13.06
	07/07	427866108	You Sold <i>Short-term loss: \$0.59</i>	-0.050	249.46900	13.06	12.47
	10/17	427866108	You Bought	0.100	190.30790	-	-19.03
	11/02	427866108	You Bought	0.050	185.86834	-	-9.29
	12/07	427866108	You Bought	0.070	189.12390	-	-13.24
	12/15	427866108	Dividend Received	-	-	-	0.18
HESS CORPORATION COM USD1.00	04/14	42809H107	You Bought	0.060	\$146.56990	-	-\$8.79
	06/06	42809H107	You Sold <i>Transaction cost: \$-0.01</i> <i>Short-term loss: \$0.95</i>	-0.060	130.88620	8.79	7.84
	11/02	42809H107	You Bought	0.160	145.76000	-	-23.32
	12/06	42809H107	You Bought	0.220	140.61000	-	-30.93
	12/29	42809H107	Dividend Received	-	-	-	0.17
HILTON WORLDWIDE HLDGS INC	04/14	43300A203	You Bought	0.080	\$141.16000	-	-\$11.29
	05/02	43300A203	You Sold <i>Transaction cost: \$-0.01</i> <i>Short-term gain: \$0.20</i>	-0.060	144.70520	8.47	8.67
	05/08	43300A203	You Bought	0.050	142.67500	-	-7.13

YR_CE_BPTJSRBBPNZK_BBBB 20240109



Activity

Account # Y80-813419
FNU GAGAN - INDIVIDUAL - TOD

Security Name	Settlement Date	Symbol/ CUSIP	Transaction Description	Quantity	Price Per Unit	Total Cost Basis	Amount
	05/09	43300A203	You Bought	0.040	143.57790	-	-5.74
	06/30	43300A203	Dividend Received	-	-	-	0.02
	09/29	43300A203	Dividend Received	-	-	-	0.02
	10/17	43300A203	You Bought	0.060	152.89500	-	-9.17
	11/02	43300A203	You Bought	0.070	151.01000	-	-10.57
	12/29	43300A203	Dividend Received	-	-	-	0.04
HOLOGIC INC	09/07	436440101	You Bought	0.280	\$74.86000	-	-\$20.96
	10/17	436440101	You Sold <i>Short-term loss: \$1.65</i>	-0.280	68.98170	20.96	19.31
HOME DEPOT INC	04/14	437076102	You Bought	0.140	\$293.96990	-	-\$41.16
	04/17	437076102	You Bought	0.020	288.07270	-	-5.76
	04/27	437076102	You Sold <i>Transaction cost: \$-0.01</i> <i>Short-term gain: \$0.39</i>	-0.060	300.61000	17.64	18.03
	05/08	437076102	You Bought	0.030	289.57368	-	-8.69
	05/09	437076102	You Bought	0.030	288.59000	-	-8.66
	05/11	437076102	You Bought	0.020	288.40990	-	-5.77
	06/13	437076102	You Bought	0.030	298.66500	-	-8.96
	06/15	437076102	Dividend Received	-	-	-	0.38
	07/07	437076102	You Bought	0.020	311.56730	-	-6.23
	09/07	437076102	You Bought	0.050	328.07660	-	-16.40
	09/14	437076102	Dividend Received	-	-	-	0.48
	10/05	437076102	You Bought	0.050	291.79152	-	-14.59

YR_CE_BPTJSRBBPNZK_BBBB 20240109



Activity

Account # Y80-813419
FNU GAGAN - INDIVIDUAL - TOD

Security Name	Settlement Date	Symbol/ CUSIP	Transaction Description	Quantity	Price Per Unit	Total Cost Basis	Amount
	11/02	437076102	You Bought	0.100	283.40000	-	-28.34
	12/06	437076102	You Bought	0.090	323.85208	-	-29.15
	12/14	437076102	Dividend Received	-	-	-	0.90
HONEYWELL INTERNATIONAL INC COM USD1	04/14	438516106	You Bought	0.110	\$193.95560	-	-\$21.34
	05/02	438516106	You Sold <i>Transaction cost: \$-0.01 Short-term gain: \$0.15</i>	-0.030	199.43000	5.82	5.97
	05/09	438516106	You Bought	0.050	197.74351	-	-9.89
	06/02	438516106	Dividend Received	-	-	-	0.13
	06/13	438516106	You Bought	0.030	198.62500	-	-5.96
	08/31	438516106	You Sold <i>Short-term loss: \$0.31</i>	-0.030	188.32080	5.96	5.65
	08/31	438516106	You Sold <i>Short-term loss: \$0.19</i>	-0.020	188.32080	3.96	3.77
	09/01	438516106	Dividend Received	-	-	-	0.16
	09/08	438516106	You Sold <i>Short-term loss: \$0.39</i>	-0.030	184.78000	5.93	5.54
	10/05	438516106	You Sold <i>Short-term loss: \$1.05 Short-term disallowed loss: \$1.05 Wash sale of: 10/03/2023 \$1.05</i>	-0.080	180.91000	15.52	14.47
	11/06	438516106	You Bought	0.280	185.31871	-	-51.89
	12/01	438516106	Dividend Received	-	-	-	0.30
	12/06	438516106	You Bought	0.140	197.56500	-	-27.66
HUBSPOT INC	05/08	443573100	You Bought	0.010	\$461.52860	-	-\$4.62
	05/09	443573100	You Bought	0.010	451.27500	-	-4.51

S
YR_CE_BPTJSRBBPNZK_BBBB 20240109



Activity

Account # Y80-813419
FNU GAGAN - INDIVIDUAL - TOD

Security Name	Settlement Date	Symbol/ CUSIP	Transaction Description	Quantity	Price Per Unit	Total Cost Basis	Amount
	11/02	443573100	You Sold <i>Short-term loss: \$0.31</i>	-0.010	419.52670	4.51	4.20
	11/02	443573100	You Sold <i>Short-term loss: \$0.42</i>	-0.010	419.52670	4.62	4.20
HUMANA INC	04/14	444859102	You Bought	0.020	\$533.64170	-	-\$10.67
	05/09	444859102	You Bought	0.010	538.14500	-	-5.38
	06/13	444859102	You Sold <i>Transaction cost: \$-0.01</i> <i>Short-term loss: \$0.24</i>	-0.010	514.56020	5.38	5.14
	07/07	444859102	You Sold <i>Short-term loss: \$1.69</i>	-0.020	449.18300	10.67	8.98
	07/28	444859102	Dividend Received	-	-	-	0.02
	08/31	444859102	You Bought	0.050	481.48000	-	-24.07
	10/27	444859102	Dividend Received	-	-	-	0.04
	12/06	444859102	You Bought	0.020	491.08990	-	-9.82
HUNTINGTON BANCSHARES INC COM USD0.01	11/02	446150104	You Bought	2.620	\$9.55760	-	-\$25.04
IDEXX LABORATORIES INC COM USD0.10	04/14	45168D104	You Bought	0.020	\$486.03000	-	-\$9.72
	04/27	45168D104	You Sold <i>Transaction cost: \$-0.01</i> <i>Short-term gain: \$0.08</i>	-0.020	490.54010	9.72	9.80
	05/08	45168D104	You Bought	0.020	472.73510	-	-9.45
	08/07	45168D104	You Bought	0.010	514.72100	-	-5.15
	10/05	45168D104	You Sold <i>Short-term loss: \$0.95</i> <i>Short-term disallowed loss: \$0.95</i> <i>Wash sale of: 10/03/2023</i> <i>\$0.95</i>	-0.020	425.13010	9.45	8.50

S
YR_CE_BPTJSRBBBPNZK_BBBB 20240109



Activity

Account # Y80-813419
FNU GAGAN - INDIVIDUAL - TOD

Security Name	Settlement Date	Symbol/ CUSIP	Transaction Description	Quantity	Price Per Unit	Total Cost Basis	Amount
	10/05	45168D104	You Sold <i>Short-term loss: \$0.90</i> <i>Short-term disallowed loss: \$0.90</i> <i>Wash sale of: 10/03/2023</i> <i>\$0.90</i>	-0.010	425.13010	5.15	4.25
	11/06	45168D104	You Bought	0.070	412.55566	-	-28.88
ILLINOIS TOOL WORKS INC COM USD0.01 AVERAGE PRICE TRADE DETAILS ON REQUEST	04/14	452308109	You Bought	0.060	\$232.82272	-	-\$13.97
	05/11	452308109	You Bought	0.030	226.98000	-	-6.81
	07/13	452308109	Dividend Received	-	-	-	0.12
	09/08	452308109	You Bought	0.060	243.70000	-	-14.62
	10/12	452308109	Dividend Received	-	-	-	0.21
	10/17	452308109	You Sold <i>Short-term loss: \$0.61</i>	-0.060	233.56570	14.62	14.01
	11/02	452308109	You Sold <i>Short-term loss: \$0.56</i>	-0.060	223.55000	13.97	13.41
	11/02	452308109	You Sold <i>Short-term loss: \$0.10</i>	-0.030	223.55000	6.81	6.71
ILLUMINA INC COM USD0.01	04/14	452327109	You Bought	0.030	\$229.69600	-	-\$6.89
	05/10	452327109	You Bought	0.010	197.72990	-	-1.98
	06/13	452327109	You Sold <i>Transaction cost: \$-0.01</i> <i>Short-term loss: \$0.83</i>	-0.030	202.38000	6.89	6.06
	06/13	452327109	You Sold <i>Transaction cost: \$-0.01</i> <i>Short-term gain: \$0.03</i>	-0.010	202.38000	1.98	2.01
	09/08	452327109	You Bought	0.100	159.55000	-	-15.96
	10/17	452327109	You Sold <i>Short-term loss: \$3.08</i>	-0.100	128.79000	15.96	12.88

YR_CE_BPTJSRBBPNZK_BBBB 20240109



Activity

Account # Y80-813419
FNU GAGAN - INDIVIDUAL - TOD

Security Name	Settlement Date	Symbol/ CUSIP	Transaction Description	Quantity	Price Per Unit	Total Cost Basis	Amount
INCYTE CORP	07/07	45337C102	You Bought	0.210	\$62.55000	-	-\$13.14
	10/05	45337C102	You Sold <i>Short-term loss: \$1.01</i>	-0.210	57.76182	13.14	12.13
INTEL CORP COM USD0.001 AVERAGE PRICE TRADE DETAILS ON REQUEST	04/14	458140100	You Bought	0.610	\$32.34577	-	-\$19.73
	05/10	458140100	You Bought	0.100	30.65500	-	-3.07
	06/01	458140100	Dividend Received	-	-	-	0.08
	06/13	458140100	You Bought	0.160	31.41000	-	-5.03
	07/07	458140100	You Bought	0.120	32.96863	-	-3.96
	08/31	458140100	You Bought	0.120	33.99500	-	-4.08
	09/01	458140100	Dividend Received	-	-	-	0.12
	09/08	458140100	You Bought	0.200	36.41890	-	-7.28
	11/02	458140100	You Bought	0.410	36.14850	-	-14.82
	12/01	458140100	Dividend Received	-	-	-	0.22
	12/06	458140100	You Bought	0.330	42.52000	-	-14.03
INTERCONTINENTAL EXCHANGE INC COM USD0.01 AVERAGE PRICE TRADE DETAILS ON REQUEST	04/14	45866F104	You Bought	0.110	\$107.28856	-	-\$11.80
	04/27	45866F104	You Sold <i>Transaction cost: \$-0.01</i> <i>Short-term loss: \$0.06</i>	-0.110	106.83000	11.80	11.74
	06/13	45866F104	You Bought	0.140	110.19200	-	-15.43
	06/30	45866F104	Dividend Received	-	-	-	0.06
	08/31	45866F104	You Bought	0.030	117.94000	-	-3.54

YR_CE_BPTJSRBBPNZK_BBBB 20240109 S



Activity

Account # Y80-813419
FNU GAGAN - INDIVIDUAL - TOD

Security Name	Settlement Date	Symbol/ CUSIP	Transaction Description	Quantity	Price Per Unit	Total Cost Basis	Amount
	09/08	45866F104	You Bought	0.040	114.17500	-	-4.57
	09/29	45866F104	Dividend Received	-	-	-	0.09
	10/05	45866F104	You Bought	0.050	108.34670	-	-5.42
	11/02	45866F104	You Bought	0.150	106.54760	-	-15.98
	12/29	45866F104	Dividend Received	-	-	-	0.17
INTERNATIONAL BUS MACH CORP COM USD0.20	04/14	459200101	You Bought	0.130	\$130.06000	-	-\$16.91
	05/09	459200101	You Bought	0.040	123.84884	-	-4.95
	06/10	459200101	Dividend Received	-	-	-	0.28
	08/04	459200101	You Bought	0.050	142.89000	-	-7.14
	08/31	459200101	You Bought	0.020	146.37660	-	-2.93
	09/08	459200101	You Bought	0.020	147.93034	-	-2.96
	09/09	459200101	Dividend Received	-	-	-	0.37
	10/05	459200101	You Bought	0.030	140.88937	-	-4.23
	11/02	459200101	You Bought	0.080	143.58340	-	-11.49
	11/03	459200101	You Bought	0.010	146.16864	-	-1.46
	12/06	459200101	You Bought	0.080	161.98186	-	-12.96
	12/09	459200101	Dividend Received	-	-	-	0.63
INTERPUBLIC GROUP COS INC COM USD0.10	04/14	460690100	You Bought	0.250	\$37.50500	-	-\$9.38
	06/20	460690100	Dividend Received	-	-	-	0.08
	08/04	460690100	You Sold <i>Short-term loss: \$0.95</i>	-0.250	33.70470	9.38	8.43

YR_CE_BPTJSRBBBBPNZK_BBBB_20240109



Activity

Account # Y80-813419
FNU GAGAN - INDIVIDUAL - TOD

Security Name	Settlement Date	Symbol/ CUSIP	Transaction Description	Quantity	Price Per Unit	Total Cost Basis	Amount
INTUITIVE SURGICAL INC	04/14	46120E602	You Bought	0.060	\$264.21000	-	-\$15.85
	05/11	46120E602	You Bought	0.020	301.65250	-	-6.03
	09/07	46120E602	You Bought	0.030	307.61590	-	-9.23
	10/05	46120E602	You Bought	0.030	287.45460	-	-8.62
	11/02	46120E602	You Bought	0.040	262.20000	-	-10.49
INTUIT INC	04/14	461202103	You Bought	0.040	\$443.49060	-	-\$17.74
	04/17	461202103	You Bought	0.010	441.67500	-	-4.42
	05/11	461202103	You Bought	0.020	427.29000	-	-8.55
	07/18	461202103	Dividend Received	-	-	-	0.05
	09/08	461202103	You Bought	0.020	552.12000	-	-11.04
	10/17	461202103	Dividend Received	-	-	-	0.08
	11/02	461202103	You Bought	0.040	489.05000	-	-19.56
	12/07	461202103	You Bought	0.020	570.13772	-	-11.40
IQVIA HLDGS INC COM	04/14	46266C105	You Bought	0.050	\$200.90990	-	-\$10.05
	04/27	46266C105	You Sold <i>Transaction cost: \$-0.01</i> <i>Short-term loss: \$0.10</i>	-0.050	199.13410	10.05	9.95
	06/13	46266C105	You Bought	0.080	206.09100	-	-16.49
	10/05	46266C105	You Sold <i>Short-term loss: \$1.09</i> <i>Short-term disallowed loss: \$1.09</i> <i>Wash sale of: 10/03/2023</i> <i>\$1.09</i>	-0.080	192.45130	16.49	15.40
	11/06	46266C105	You Bought	0.160	187.11304	-	-29.94

S
YR_CE_BPTJSRBBBPNZK_BBBB 20240109



Activity

Account # Y80-813419
FNU GAGAN - INDIVIDUAL - TOD

Security Name	Settlement Date	Symbol/ CUSIP	Transaction Description	Quantity	Price Per Unit	Total Cost Basis	Amount
	12/07	46266C105	You Bought	0.050	214.35000	-	-10.72
JPMORGAN CHASE & CO	04/14	46625H100	You Bought	0.410	\$129.33990	-	-\$53.03
	05/11	46625H100	You Bought	0.080	135.78990	-	-10.86
	06/06	46625H100	You Bought	0.050	140.49188	-	-7.02
	06/13	46625H100	You Bought	0.040	141.19000	-	-5.65
	07/31	46625H100	Dividend Received	-	-	-	0.58
	08/04	46625H100	You Bought	0.060	154.55000	-	-9.27
	08/31	46625H100	You Bought	0.050	148.05000	-	-7.40
	09/07	46625H100	You Bought	0.080	146.19500	-	-11.70
	10/05	46625H100	You Bought	0.090	142.97990	-	-12.87
	10/17	46625H100	You Bought	0.010	150.71990	-	-1.51
	10/31	46625H100	Dividend Received	-	-	-	0.90
	11/02	46625H100	You Bought	0.290	138.33000	-	-40.12
	11/03	46625H100	You Bought	0.010	140.11773	-	-1.40
	11/06	46625H100	You Bought	0.080	140.76463	-	-11.26
JOHNSON & JOHNSON COM USD1.00	04/14	478160104	You Bought	0.360	\$164.19990	-	-\$59.11
	04/17	478160104	You Bought	0.030	164.36000	-	-4.93
	05/11	478160104	You Bought	0.060	161.55897	-	-9.69
	06/06	478160104	Dividend Received	-	-	-	0.54
	06/13	478160104	You Bought	0.100	159.84480	-	-15.98

YR_CE_BPTJSRBBBPNZK_BBBB 20240109 S



Activity

Account # Y80-813419
FNU GAGAN - INDIVIDUAL - TOD

Security Name	Settlement Date	Symbol/ CUSIP	Transaction Description	Quantity	Price Per Unit	Total Cost Basis	Amount
	07/07	478160104	You Bought	0.050	163.17539	-	-8.16
	08/07	478160104	You Bought	0.030	170.89066	-	-5.13
	09/07	478160104	Dividend Received	-	-	-	0.75
	09/07	478160104	You Bought	0.070	161.08838	-	-11.28
	10/05	478160104	You Bought	0.080	154.43458	-	-12.35
	11/02	478160104	You Bought	0.200	147.45500	-	-29.49
	11/03	478160104	You Bought	0.020	148.94907	-	-2.98
	12/05	478160104	Dividend Received	-	-	-	1.19
	12/06	478160104	You Bought	0.280	159.31502	-	-44.61
KLA CORP COM NEW	04/14	482480100	You Bought	0.030	\$376.39000	-	-\$11.29
	05/02	482480100	You Sold <i>Transaction cost: \$-0.01 Short-term gain: \$0.20</i>	-0.030	383.34590	11.29	11.49
	05/08	482480100	You Bought	0.030	372.84000	-	-11.19
	05/11	482480100	You Bought	0.010	379.11100	-	-3.79
	06/01	482480100	Dividend Received	-	-	-	0.05
	09/01	482480100	Dividend Received	-	-	-	0.05
	09/08	482480100	You Bought	0.020	517.90000	-	-10.36
	10/17	482480100	You Sold <i>Short-term loss: \$0.19</i>	-0.010	498.89000	5.18	4.99
	11/02	482480100	You Sold <i>Short-term loss: \$0.58</i>	-0.010	459.90670	5.18	4.60
	12/01	482480100	Dividend Received	-	-	-	0.06
	12/06	482480100	You Bought	0.040	539.14558	-	-21.57

YR_CE_BPTJSRBBPNZK_BBBB 20240109



Activity

Account # Y80-813419
FNU GAGAN - INDIVIDUAL - TOD

Security Name	Settlement Date	Symbol/ CUSIP	Transaction Description	Quantity	Price Per Unit	Total Cost Basis	Amount
KKR &CO INC COM	05/08	48251W104	You Bought	0.150	\$49.53000	-	-\$7.43
	05/11	48251W104	You Bought	0.100	49.52406	-	-4.95
	06/06	48251W104	Dividend Received	-	-	-	0.04
	08/31	48251W104	Dividend Received	-	-	-	0.04
	10/17	48251W104	You Bought	0.160	60.91000	-	-9.75
	11/02	48251W104	You Bought	0.170	55.36000	-	-9.41
	12/01	48251W104	Dividend Received	-	-	-	0.10
KELLANOVA COM	11/02	487836108	You Bought	0.520	\$50.43990	-	-\$26.23
	12/15	487836108	Dividend Received	-	-	-	0.29
KENVUE INC COM EXEC ON MULT EXCHG DETAILS ON REQUEST AVERAGE PRICE TRADE DETAILS ON REQUEST	10/05	49177J102	You Bought	1.080	\$20.11465	-	-\$21.72
	11/03	49177J102	You Bought	0.290	18.61839	-	-5.40
	11/22	49177J102	Dividend Received	-	-	-	0.27
	12/07	49177J102	You Bought	0.590	20.48581	-	-12.09
KEURIG DR PEPPER INC COM	06/06	49271V100	You Bought	0.420	\$31.21500	-	-\$13.11
	07/07	49271V100	You Bought	0.330	31.46650	-	-10.38
	07/14	49271V100	Dividend Received	-	-	-	0.08
	10/13	49271V100	Dividend Received	-	-	-	0.16
	10/17	49271V100	You Sold <i>Short-term loss: \$1.26</i>	-0.420	28.22019	13.11	11.85
	10/17	49271V100	You Sold <i>Short-term loss: \$1.07</i>	-0.330	28.22019	10.38	9.31

S
YR_CE_BPTJSRBBPNZK_BBBB 20240109



Activity

Account # Y80-813419
FNU GAGAN - INDIVIDUAL - TOD

Security Name	Settlement Date	Symbol/ CUSIP	Transaction Description	Quantity	Price Per Unit	Total Cost Basis	Amount
KEYSIGHT TECHNOLOGIES INC COM USD0.01 WD	10/05	49338L103	You Bought	0.160	\$130.63500	-	-\$20.90
	11/06	49338L103	You Sold <i>Short-term loss: \$1.25</i>	-0.160	122.78422	20.90	19.65
KIMBERLY-CLARK CORP COM	04/14	494368103	You Bought	0.080	\$136.31080	-	-\$10.90
	06/13	494368103	You Bought	0.060	134.13220	-	-8.05
	07/05	494368103	Dividend Received	-	-	-	0.09
	07/07	494368103	You Bought	0.020	137.14000	-	-2.74
	08/31	494368103	You Sold <i>Short-term loss: \$0.55</i>	-0.080	129.43170	10.90	10.35
	08/31	494368103	You Sold <i>Short-term loss: \$0.28</i>	-0.060	129.43170	8.05	7.77
	08/31	494368103	You Sold <i>Short-term loss: \$0.15</i>	-0.020	129.43170	2.74	2.59
	10/05	494368103	You Bought	0.190	120.71860	-	-22.94
	11/03	494368103	You Bought	0.010	119.28123	-	-1.19
KINDER MORGAN INC COM USD0.01 EXEC ON MULT EXCHG DETAILS ON REQUEST	06/06	49456B101	You Bought	1.410	\$16.53500	-	-\$23.31
	08/15	49456B101	Dividend Received	-	-	-	0.40
	10/05	49456B101	You Sold <i>Short-term loss: \$0.68</i>	-1.410	16.05060	23.31	22.63
KRAFT HEINZ CO COM	06/06	500754106	You Bought	0.320	\$38.28000	-	-\$12.25
	06/30	500754106	Dividend Received	-	-	-	0.13
	07/07	500754106	You Sold <i>Short-term loss: \$0.79</i>	-0.320	35.80500	12.25	11.46
	10/17	500754106	You Bought	0.490	31.20500	-	-15.29
	11/06	500754106	You Sold <i>Short-term gain: \$1.01</i>	-0.490	33.26259	15.29	16.30

\$

YR_CE_BPTJSRBBPNZK_BBBB_20240109



Activity

Account # Y80-813419
FNU GAGAN - INDIVIDUAL - TOD

Security Name	Settlement Date	Symbol/ CUSIP	Transaction Description	Quantity	Price Per Unit	Total Cost Basis	Amount
KROGER CO COM USD1.00	06/06	501044101	You Bought	0.190	\$45.50000	-	-\$8.65
	09/01	501044101	Dividend Received	-	-	-	0.06
	10/05	501044101	You Sold <i>Short-term loss: \$0.32</i>	-0.190	43.85130	8.65	8.33
L3HARRIS TECHNOLOGIES INC COM	04/14	502431109	You Bought	0.040	\$198.87000	-	-\$7.95
	06/06	502431109	You Sold <i>Transaction cost: \$-0.01</i> <i>Short-term loss: \$0.76</i>	-0.040	179.90070	7.95	7.19
	06/16	502431109	Dividend Received	-	-	-	0.05
	08/31	502431109	You Bought	0.090	177.63460	-	-15.99
	09/19	502431109	Dividend Received	-	-	-	0.10
	10/05	502431109	You Bought	0.030	169.69500	-	-5.09
	12/01	502431109	Dividend Received	-	-	-	0.14
	12/07	502431109	You Bought	0.050	198.88990	-	-9.94
LAM RESEARCH CORP COM USD0.001	04/14	512807108	You Bought	0.020	\$503.76140	-	-\$10.08
	04/17	512807108	You Bought	0.010	495.01000	-	-4.95
	04/27	512807108	You Sold <i>Transaction cost: \$-0.01</i> <i>Short-term gain: \$0.07</i>	-0.020	508.13300	10.08	10.15
	05/08	512807108	You Bought	0.010	511.03150	-	-5.11
	05/09	512807108	You Bought	0.010	526.73105	-	-5.27
	07/05	512807108	Dividend Received	-	-	-	0.05
	09/07	512807108	You Bought	0.010	696.82000	-	-6.97
	10/04	512807108	Dividend Received	-	-	-	0.08

S
YR_CE_BPTJSRBBBPNZK_BBBB_20240109



Activity

Account # Y80-813419
FNU GAGAN - INDIVIDUAL - TOD

Security Name	Settlement Date	Symbol/ CUSIP	Transaction Description	Quantity	Price Per Unit	Total Cost Basis	Amount
	10/05	512807108	You Bought	0.010	624.68000	-	-6.25
	11/02	512807108	You Bought	0.020	581.05731	-	-11.62
LAS VEGAS SANDS CORP COM USD0.001	10/17	517834107	You Bought	0.330	\$45.17000	-	-\$14.91
	11/15	517834107	Dividend Received	-	-	-	0.07
ESTEE LAUDER COMPANIES INC COM USD0.01 CLASS A	04/14	518439104	You Bought	0.040	\$243.34590	-	-\$9.73
	04/27	518439104	You Sold <i>Transaction cost: \$-0.01 Short-term gain: \$0.14</i>	-0.020	250.89000	4.87	5.01
	05/08	518439104	You Bought	0.030	199.80000	-	-5.99
	05/11	518439104	You Bought	0.020	202.92990	-	-4.06
	06/13	518439104	You Sold <i>Transaction cost: \$-0.01 Short-term loss: \$0.63</i>	-0.030	179.02682	5.99	5.36
	06/13	518439104	You Sold <i>Transaction cost: \$-0.01 Short-term loss: \$0.49</i>	-0.020	179.02682	4.06	3.57
	06/13	518439104	You Sold <i>Transaction cost: \$-0.01 Short-term loss: \$1.29</i>	-0.020	179.02682	4.86	3.57
	06/15	518439104	Dividend Received	-	-	-	0.05
	08/31	518439104	You Bought	0.090	157.75000	-	-14.20
	09/07	518439104	You Bought	0.030	162.16990	-	-4.87
	09/15	518439104	Dividend Received	-	-	-	0.06
	10/05	518439104	You Bought	0.040	142.46500	-	-5.70
	11/06	518439104	You Sold <i>Short-term loss: \$4.08</i>	-0.090	112.46536	14.20	10.12
	11/06	518439104	You Sold <i>Short-term loss: \$2.70</i>	-0.040	112.46536	7.20	4.50

S
YR_CE_BPTJSRBBPNZK_BBBB 20240109



Activity

Account # Y80-813419
FNU GAGAN - INDIVIDUAL - TOD

Security Name	Settlement Date	Symbol/ CUSIP	Transaction Description	Quantity	Price Per Unit	Total Cost Basis	Amount
	11/06	518439104	You Sold <i>Short-term loss: \$1.50</i> <i>Short-term disallowed loss: \$1.50</i> <i>Wash sale of: 11/02/2023</i> <i>\$1.50</i>	-0.030	112.46536	4.87	3.37
LENNAR CORP COM USD0.10 CLASS A	04/14	526057104	You Bought	0.070	\$105.93500	-	-\$7.42
	05/10	526057104	Dividend Received	-	-	-	0.03
	07/21	526057104	Dividend Received	-	-	-	0.03
	08/07	526057104	You Bought	0.040	123.90160	-	-4.96
	09/08	526057104	You Sold <i>Short-term gain: \$0.70</i>	-0.070	116.04000	7.42	8.12
	09/08	526057104	You Sold <i>Short-term loss: \$0.32</i>	-0.040	116.04000	4.96	4.64
	10/17	526057104	You Bought	0.200	109.38900	-	-21.88
	11/03	526057104	You Bought	0.070	108.35287	-	-7.58
ELI LILLY AND CO	04/14	532457108	You Bought	0.110	\$368.14860	-	-\$40.50
	04/27	532457108	You Sold <i>Transaction cost: \$-0.01</i> <i>Short-term gain: \$0.35</i>	-0.020	386.03540	7.36	7.71
	05/08	532457108	You Bought	0.010	429.71500	-	-4.30
	05/09	532457108	You Bought	0.020	427.37000	-	-8.55
	05/11	532457108	You Bought	0.010	432.03500	-	-4.32
	06/09	532457108	Dividend Received	-	-	-	0.15
	06/13	532457108	You Bought	0.030	444.51500	-	-13.34
	08/04	532457108	You Bought	0.010	456.21173	-	-4.56
	08/07	532457108	You Bought	0.010	452.11500	-	-4.52

S
YR_CE_BPTJSRBBPNZK_BBBB 20240109



Activity

Account # Y80-813419
FNU GAGAN - INDIVIDUAL - TOD

Security Name	Settlement Date	Symbol/ CUSIP	Transaction Description	Quantity	Price Per Unit	Total Cost Basis	Amount
	09/07	532457108	You Bought	0.020	559.68000	-	-11.19
	09/08	532457108	Dividend Received	-	-	-	0.20
	10/05	532457108	You Bought	0.020	522.62000	-	-10.45
	11/02	532457108	You Bought	0.070	561.87560	-	-39.33
	11/03	532457108	You Bought	0.010	556.81402	-	-5.57
	11/06	532457108	You Bought	0.020	579.12611	-	-11.58
	12/06	532457108	You Bought	0.060	578.38890	-	-34.70
	12/08	532457108	Dividend Received	-	-	-	0.36
LOCKHEED MARTIN CORP COM USD1.00	04/14	539830109	You Bought	0.030	\$486.15570	-	-\$14.58
	05/11	539830109	You Bought	0.010	452.66870	-	-4.53
	06/13	539830109	You Bought	0.010	463.50000	-	-4.64
	06/23	539830109	Dividend Received	-	-	-	0.12
	08/04	539830109	You Sold <i>Short-term loss: \$1.05</i>	-0.030	450.83650	14.58	13.53
	08/04	539830109	You Sold <i>Short-term loss: \$0.13</i>	-0.010	450.83650	4.64	4.51
	08/04	539830109	You Sold <i>Short-term loss: \$0.02</i>	-0.010	450.83650	4.53	4.51
	09/07	539830109	You Bought	0.070	448.03800	-	-31.36
	10/05	539830109	You Bought	0.010	405.29068	-	-4.05
	11/02	539830109	You Bought	0.020	447.75350	-	-8.96
	12/06	539830109	You Bought	0.030	447.13000	-	-13.41
	12/29	539830109	Dividend Received	-	-	-	0.32

S
YR_CE_BPTJSRBBPNZK_BBBB 20240109



Activity

Account # Y80-813419
FNU GAGAN - INDIVIDUAL - TOD

Security Name	Settlement Date	Symbol/ CUSIP	Transaction Description	Quantity	Price Per Unit	Total Cost Basis	Amount
LOWES COMPANIES INC COM USD0.50 AVERAGE PRICE TRADE DETAILS ON REQUEST	04/14	548661107	You Bought	0.100	\$202.86099	-	-\$20.29
	05/02	548661107	You Sold <i>Transaction cost: \$-0.01</i> <i>Short-term gain: \$0.14</i>	-0.050	205.99990	10.15	10.29
	05/08	548661107	You Bought	0.040	204.18000	-	-8.17
	05/09	548661107	You Bought	0.020	204.67748	-	-4.09
	05/10	548661107	Dividend Received	-	-	-	0.11
	06/13	548661107	You Bought	0.030	210.36500	-	-6.31
	08/04	548661107	You Bought	0.040	230.75500	-	-9.23
	08/09	548661107	Dividend Received	-	-	-	0.15
	10/05	548661107	You Bought	0.040	199.54000	-	-7.98
	11/02	548661107	You Bought	0.070	188.99425	-	-13.23
	11/08	548661107	Dividend Received	-	-	-	0.24
	12/06	548661107	You Sold <i>Short-term loss: \$0.93</i>	-0.040	207.39050	9.23	8.30
M & T BANK CORP COM USD0.50	06/06	55261F104	You Bought	0.070	\$122.45780	-	-\$8.57
	08/31	55261F104	You Bought	0.050	127.32000	-	-6.37
	09/29	55261F104	Dividend Received	-	-	-	0.16
	10/05	55261F104	You Sold <i>Short-term loss: \$0.16</i>	-0.070	120.08000	8.57	8.41
	10/05	55261F104	You Sold <i>Short-term loss: \$0.37</i>	-0.050	120.08000	6.37	6.00
MGM RESORTS INTERNATIONAL COM USD0.01	10/05	552953101	You Bought	0.540	\$36.26000	-	-\$19.58
	11/06	552953101	You Sold <i>Short-term gain: \$0.02</i>	-0.540	36.29477	19.58	19.60

YR_CE_BPTJSRBBBBPNZKBBBBB 20240109



Activity

Account # Y80-813419
FNU GAGAN - INDIVIDUAL - TOD

Security Name	Settlement Date	Symbol/ CUSIP	Transaction Description	Quantity	Price Per Unit	Total Cost Basis	Amount
MSCI INC	04/14	55354G100	You Bought	0.020	\$538.21020	-	-\$10.76
	04/27	55354G100	You Sold <i>Transaction cost: \$-0.01</i> <i>Short-term loss: \$0.65</i>	-0.020	505.91000	10.76	10.11
	06/13	55354G100	You Bought	0.020	476.56000	-	-9.53
	08/31	55354G100	Dividend Received	-	-	-	0.03
	09/07	55354G100	You Bought	0.010	535.54500	-	-5.36
	11/02	55354G100	You Bought	0.020	468.37440	-	-9.37
	11/30	55354G100	Dividend Received	-	-	-	0.07
MARATHON OIL CORP COM	06/13	565849106	You Bought	0.590	\$23.75000	-	-\$14.01
	09/11	565849106	Dividend Received	-	-	-	0.06
	12/07	565849106	You Bought	0.450	24.96000	-	-11.23
	12/11	565849106	Dividend Received	-	-	-	0.06
MARATHON PETROLEUM CORP COM USD0.01	04/14	56585A102	You Bought	0.080	\$131.16000	-	-\$10.49
	05/09	56585A102	You Bought	0.040	107.95000	-	-4.32
	06/12	56585A102	Dividend Received	-	-	-	0.09
	06/13	56585A102	You Sold <i>Transaction cost: \$-0.01</i> <i>Short-term loss: \$1.54</i>	-0.080	112.02190	10.49	8.95
	06/13	56585A102	You Sold <i>Transaction cost: \$-0.01</i> <i>Short-term gain: \$0.15</i>	-0.040	112.02190	4.32	4.47
	08/31	56585A102	You Bought	0.100	142.34080	-	-14.23
	09/08	56585A102	You Bought	0.030	148.20000	-	-4.45

YR_CE_BPTJSRBBPNZK_BBBB_20240109 S



Activity

Account # Y80-813419
FNU GAGAN - INDIVIDUAL - TOD

Security Name	Settlement Date	Symbol/ CUSIP	Transaction Description	Quantity	Price Per Unit	Total Cost Basis	Amount
	11/02	56585A102	You Bought	0.020	148.32000	-	-2.97
	11/06	56585A102	You Bought	0.040	156.56476	-	-6.26
	12/06	56585A102	You Bought	0.130	149.11000	-	-19.38
	12/11	56585A102	Dividend Received	-	-	-	0.16
MARSH & MCLENNAN COMPANIES INC COM USD1.00 AVERAGE PRICE TRADE DETAILS ON REQUEST	04/14	571748102	You Bought	0.090	\$169.98338	-	-\$15.30
	05/11	571748102	You Bought	0.040	180.05000	-	-7.20
	08/15	571748102	Dividend Received	-	-	-	0.09
	09/07	571748102	You Bought	0.010	194.70480	-	-1.95
	09/08	571748102	You Bought	0.010	193.00500	-	-1.93
	10/05	571748102	You Bought	0.030	188.38250	-	-5.65
	11/02	571748102	You Bought	0.080	188.59990	-	-15.09
	11/15	571748102	Dividend Received	-	-	-	0.13
MARRIOTT INTERNATIONAL INC COM USD0.01 CLASS A AVERAGE PRICE TRADE DETAILS ON REQUEST	04/14	571903202	You Bought	0.060	\$164.00467	-	-\$9.84
	05/02	571903202	You Sold <i>Transaction cost: \$-0.01</i> <i>Short-term gain: \$0.14</i>	-0.030	168.99500	4.92	5.06
	05/08	571903202	You Bought	0.030	177.66560	-	-5.33
	05/10	571903202	You Bought	0.020	176.54089	-	-3.53
	06/30	571903202	Dividend Received	-	-	-	0.04
	08/04	571903202	You Bought	0.040	205.52000	-	-8.22

YR_CE_BPTJSRBBBPNZK_BBBB 20240109



Activity

Account # Y80-813419
FNU GAGAN - INDIVIDUAL - TOD

Security Name	Settlement Date	Symbol/ CUSIP	Transaction Description	Quantity	Price Per Unit	Total Cost Basis	Amount
	09/29	571903202	Dividend Received	-	-	-	0.06
	10/05	571903202	You Sold <i>Short-term loss: \$0.55</i> <i>Short-term disallowed loss: \$0.55</i> <i>Wash sale of: 10/03/2023</i> <i>\$0.55</i>	-0.040	191.68000	8.22	7.67
	11/06	571903202	You Bought	0.090	184.27952	-	-16.59
	12/29	571903202	Dividend Received	-	-	-	0.09
MARTIN MARIETTA MATERIALS INC COM USD0.01	05/08	573284106	You Bought	0.030	\$394.18990	-	-\$11.83
	06/30	573284106	Dividend Received	-	-	-	0.02
	09/29	573284106	Dividend Received	-	-	-	0.02
	11/06	573284106	You Sold <i>Short-term gain: \$1.49</i>	-0.030	443.95500	11.83	13.32
MASTERCARD INCORPORATED CL A	04/14	57636Q104	You Bought	0.120	\$366.25550	-	-\$43.95
	04/27	57636Q104	You Sold <i>Transaction cost: \$-0.01</i> <i>Short-term gain: \$0.17</i>	-0.030	372.41800	10.99	11.16
	05/08	57636Q104	You Bought	0.020	372.37340	-	-7.45
	05/09	57636Q104	You Bought	0.020	383.60312	-	-7.67
	06/13	57636Q104	You Bought	0.030	371.28500	-	-11.14
	07/07	57636Q104	You Bought	0.010	392.72500	-	-3.93
	08/04	57636Q104	You Bought	0.020	390.86500	-	-7.82
	08/09	57636Q104	Dividend Received	-	-	-	0.10
	09/07	57636Q104	You Bought	0.030	411.27000	-	-12.34

YR_CE_BPTJSRBBPNZK_BBBB 20240109 S



Activity

Account # Y80-813419
FNU GAGAN - INDIVIDUAL - TOD

Security Name	Settlement Date	Symbol/ CUSIP	Transaction Description	Quantity	Price Per Unit	Total Cost Basis	Amount
	10/05	57636Q104	You Bought	0.040	394.21500	-	-15.77
	11/02	57636Q104	You Bought	0.080	377.32760	-	-30.19
	11/09	57636Q104	Dividend Received	-	-	-	0.15
	12/06	57636Q104	You Bought	0.030	412.51500	-	-12.38
MCDONALD S CORP	04/14	580135101	You Bought	0.110	\$285.39250	-	-\$31.39
	05/11	580135101	You Bought	0.020	298.20180	-	-5.96
	06/13	580135101	You Bought	0.030	285.49000	-	-8.56
	06/20	580135101	Dividend Received	-	-	-	0.20
	08/04	580135101	You Bought	0.040	293.34944	-	-11.73
	09/07	580135101	You Sold <i>Short-term loss: \$0.36</i>	-0.020	279.98556	5.96	5.60
	09/07	580135101	You Sold <i>Short-term loss: \$0.13</i>	-0.010	279.98556	2.93	2.80
	09/08	580135101	You Sold <i>Short-term loss: \$0.32</i>	-0.020	277.29500	5.87	5.55
	09/18	580135101	Dividend Received	-	-	-	0.30
	10/05	580135101	You Sold <i>Short-term loss: \$3.20</i> <i>Short-term disallowed loss: \$3.20</i> <i>Wash sale of: 10/03/2023</i> <i>\$3.20</i>	-0.110	256.23000	31.39	28.19
	10/05	580135101	You Sold <i>Short-term loss: \$0.87</i> <i>Short-term disallowed loss: \$0.87</i> <i>Wash sale of: 10/03/2023</i> <i>\$0.87</i>	-0.030	256.23000	8.56	7.69

YR_CE_BPTJSRBBPNZK_BBBB 20240109



Activity

Account # Y80-813419
FNU GAGAN - INDIVIDUAL - TOD

Security Name	Settlement Date	Symbol/ CUSIP	Transaction Description	Quantity	Price Per Unit	Total Cost Basis	Amount
	10/05	580135101	You Sold <i>Short-term loss: \$0.37</i> <i>Short-term disallowed loss: \$0.37</i> <i>Wash sale of: 10/03/2023 \$0.37</i>	-0.010	256.23000	2.93	2.56
	11/06	580135101	You Bought	0.270	266.80418	-	-72.04
	12/06	580135101	You Bought	0.150	286.31000	-	-42.95
	12/15	580135101	Dividend Received	-	-	-	0.45
MCKESSON CORP	04/14	58155Q103	You Bought	0.030	\$362.77000	-	-\$10.88
	05/02	58155Q103	You Sold <i>Transaction cost: \$-0.01</i>	-0.030	362.92480	10.88	10.88
	06/06	58155Q103	You Bought	0.040	390.22000	-	-15.61
	09/07	58155Q103	You Bought	0.010	409.09000	-	-4.09
	10/02	58155Q103	Dividend Received	-	-	-	0.02
	11/02	58155Q103	You Bought	0.010	450.46000	-	-4.50
	12/06	58155Q103	You Bought	0.010	465.65000	-	-4.66
MERCK & CO. INC COM	04/14	58933Y105	You Bought	0.350	\$112.72230	-	-\$39.45
	04/27	58933Y105	You Sold <i>Transaction cost: \$-0.01</i> <i>Short-term gain: \$0.20</i>	-0.060	116.20190	6.76	6.96
	05/02	58933Y105	You Sold <i>Transaction cost: \$-0.01</i> <i>Short-term gain: \$0.12</i>	-0.070	114.61000	7.89	8.01
	05/08	58933Y105	You Bought	0.110	117.70990	-	-12.95
	05/09	58933Y105	You Bought	0.060	117.47010	-	-7.05
	05/11	58933Y105	You Bought	0.050	118.02500	-	-5.90

YR_CE_BPTJSRBBBPNZK_BBBB 20240109



Activity

Account # Y80-813419
FNU GAGAN - INDIVIDUAL - TOD

Security Name	Settlement Date	Symbol/ CUSIP	Transaction Description	Quantity	Price Per Unit	Total Cost Basis	Amount
	06/13	58933Y105	You Bought	0.110	110.37000	-	-12.14
	07/07	58933Y105	You Bought	0.030	113.76930	-	-3.41
	07/10	58933Y105	Dividend Received	-	-	-	0.40
	08/04	58933Y105	You Bought	0.020	107.83890	-	-2.16
	08/31	58933Y105	You Bought	0.080	110.36120	-	-8.83
	09/07	58933Y105	You Bought	0.060	109.23000	-	-6.55
	10/05	58933Y105	You Bought	0.090	101.35960	-	-9.12
	10/06	58933Y105	Dividend Received	-	-	-	0.54
	11/02	58933Y105	You Bought	0.210	103.19670	-	-21.67
	11/03	58933Y105	You Bought	0.030	103.81452	-	-3.11
	12/06	58933Y105	You Sold <i>Short-term loss: \$1.27</i>	-0.150	104.24942	16.91	15.64
	12/06	58933Y105	You Sold <i>Short-term loss: \$1.48</i>	-0.110	104.24942	12.95	11.47
	12/06	58933Y105	You Sold <i>Short-term loss: \$0.80</i>	-0.060	104.24942	7.05	6.25
	12/06	58933Y105	You Sold <i>Short-term loss: \$0.69</i>	-0.050	104.24942	5.90	5.21
	12/06	58933Y105	You Sold <i>Short-term loss: \$0.28</i>	-0.030	104.24942	3.41	3.13
METLIFE INC COM USD0.01	04/14	59156R108	You Bought	0.180	\$60.06990	-	-\$10.81
	04/27	59156R108	You Sold <i>Transaction cost: \$-0.01</i> <i>Short-term loss: \$0.12</i>	-0.180	59.42010	10.81	10.69
	06/06	59156R108	You Bought	0.250	52.12530	-	-13.03
	09/07	59156R108	You Bought	0.110	64.73000	-	-7.12
	09/14	59156R108	Dividend Received	-	-	-	0.13

YR_CE_BPTJSRBBPNZK_BBBB 20240109 S



Activity

Account # Y80-813419
FNU GAGAN - INDIVIDUAL - TOD

Security Name	Settlement Date	Symbol/ CUSIP	Transaction Description	Quantity	Price Per Unit	Total Cost Basis	Amount
	10/17	59156R108	You Sold <i>Short-term loss: \$0.21</i>	-0.110	62.84790	7.12	6.91
	12/07	59156R108	You Bought	0.280	64.28180	-	-18.00
	12/14	59156R108	Dividend Received	-	-	-	0.13
METTLER-TOLEDO INTERNATIONAL INC COM USD0.01	06/13	592688105	You Bought	0.010	\$1,296.47990	-	-\$12.96
	08/31	592688105	You Sold <i>Short-term loss: \$1.08</i>	-0.010	1,187.87000	12.96	11.88
	10/05	592688105	You Bought	0.020	1,083.89690	-	-21.68
	11/06	592688105	You Sold <i>Short-term loss: \$1.91</i>	-0.020	988.26444	21.68	19.77
MICROSOFT CORP AVERAGE PRICE TRADE DETAILS ON REQUEST	04/14	594918104	You Bought	1.040	\$285.28636	-	-\$296.70
	04/17	594918104	You Bought	0.030	287.43669	-	-8.62
	05/02	594918104	You Sold <i>Transaction cost: \$-0.01</i> <i>Short-term gain: \$5.30</i>	-0.250	306.50010	71.32	76.62
	05/02	594918104	You Sold <i>Transaction cost: \$-0.01</i> <i>Short-term gain: \$0.57</i>	-0.030	306.50010	8.62	9.19
	05/08	594918104	You Bought	0.150	304.75230	-	-45.71
	05/09	594918104	You Bought	0.110	308.27397	-	-33.91
	05/10	594918104	You Bought	0.030	308.38306	-	-9.25
	05/11	594918104	You Bought	0.110	308.48990	-	-33.93
	06/06	594918104	You Bought	0.050	333.06898	-	-16.65
	06/08	594918104	Dividend Received	-	-	-	0.81
	06/13	594918104	You Bought	0.120	328.71840	-	-39.45

YR_CE_BPTJSRBBBPNZK_BBBB 20240109



Activity

Account # Y80-813419
FNU GAGAN - INDIVIDUAL - TOD

Security Name	Settlement Date	Symbol/ CUSIP	Transaction Description	Quantity	Price Per Unit	Total Cost Basis	Amount
	07/07	594918104	You Bought	0.100	339.02821	-	-33.90
	08/04	594918104	You Bought	0.150	330.81586	-	-49.62
	08/07	594918104	You Bought	0.050	327.53923	-	-16.38
	08/31	594918104	You Bought	0.060	325.38812	-	-19.52
	09/07	594918104	You Bought	0.140	329.17250	-	-46.08
	09/08	594918104	You Bought	0.060	333.73373	-	-20.02
	09/14	594918104	Dividend Received	-	-	-	1.13
	10/05	594918104	You Bought	0.210	316.01243	-	-66.36
	11/02	594918104	You Bought	0.560	337.38290	-	-188.93
	11/03	594918104	You Bought	0.090	345.30724	-	-31.08
	11/06	594918104	You Bought	0.190	346.44456	-	-65.82
	12/06	594918104	You Bought	0.450	364.90990	-	-164.21
	12/07	594918104	You Bought	0.110	370.60113	-	-40.77
	12/14	594918104	Dividend Received	-	-	-	2.23
MICROCHIP TECHNOLOGY INC. COM	04/14	595017104	You Bought	0.120	\$80.45780	-	-\$9.65
	05/09	595017104	You Bought	0.050	74.66000	-	-3.73
	06/05	595017104	Dividend Received	-	-	-	0.07
	07/07	595017104	You Bought	0.040	88.82970	-	-3.55
	08/31	595017104	You Sold <i>Short-term loss: \$0.32</i>	-0.040	80.80000	3.55	3.23
	09/05	595017104	Dividend Received	-	-	-	0.09

YR_CE_BPTJSRBBBBPNZK_BBBB 20240109



Activity

Account # Y80-813419
FNU GAGAN - INDIVIDUAL - TOD

Security Name	Settlement Date	Symbol/ CUSIP	Transaction Description	Quantity	Price Per Unit	Total Cost Basis	Amount
	10/05	595017104	You Bought	0.200	77.77130	-	-15.55
	11/02	595017104	You Bought	0.150	70.94940	-	-10.64
	12/06	595017104	Dividend Received	-	-	-	0.23
MICRON TECHNOLOGY INC	04/14	595112103	You Bought	0.180	\$62.96980	-	-\$11.33
	05/11	595112103	You Bought	0.070	60.15000	-	-4.21
	07/07	595112103	You Bought	0.040	63.07954	-	-2.52
	07/25	595112103	Dividend Received	-	-	-	0.03
	08/31	595112103	You Bought	0.050	65.39000	-	-3.27
	09/07	595112103	You Bought	0.040	69.58000	-	-2.78
	10/25	595112103	Dividend Received	-	-	-	0.04
	11/02	595112103	You Bought	0.140	65.59980	-	-9.18
MID-AMER APT CMNTYS INC COM AVERAGE PRICE TRADE DETAILS ON REQUEST	10/05	59522J103	You Bought	0.210	\$127.00366	-	-\$26.67
	10/31	59522J103	Dividend Received	-	-	-	0.29
	11/02	59522J103	You Bought	0.040	116.49500	-	-4.66
MODERNA INC COM	04/14	60770K107	You Bought	0.050	\$155.74140	-	-\$7.79
	05/09	60770K107	You Bought	0.020	135.21415	-	-2.70
	06/13	60770K107	You Sold <i>Transaction cost: \$-0.01</i> <i>Short-term loss: \$1.55</i>	-0.050	125.03020	7.79	6.24
	06/13	60770K107	You Sold <i>Transaction cost: \$-0.01</i> <i>Short-term loss: \$0.21</i>	-0.020	125.03020	2.70	2.49
	08/31	60770K107	You Bought	0.130	114.32000	-	-14.86

S
YR_CE_BPTJSRBBPNZK_BBBB_20240109



Activity

Account # Y80-813419
FNU GAGAN - INDIVIDUAL - TOD

Security Name	Settlement Date	Symbol/ CUSIP	Transaction Description	Quantity	Price Per Unit	Total Cost Basis	Amount
	10/05	60770K107	You Sold <i>Short-term loss: \$1.59</i>	-0.130	102.06950	14.86	13.27
MONDELEZ INTL INC COM NPV	04/14	609207105	You Bought	0.250	\$70.33990	-	-\$17.58
	06/13	609207105	You Bought	0.160	73.00941	-	-11.68
	07/14	609207105	Dividend Received	-	-	-	0.16
	09/07	609207105	You Sold <i>Short-term loss: \$0.31</i>	-0.090	69.59000	6.57	6.26
	09/08	609207105	You Sold <i>Short-term loss: \$0.25</i>	-0.070	69.41500	5.11	4.86
	10/13	609207105	Dividend Received	-	-	-	0.11
	10/17	609207105	You Sold <i>Short-term loss: \$2.20</i>	-0.250	61.52000	17.58	15.38
	12/06	609207105	You Bought	1.070	71.10925	-	-76.09
MONGODB INC CL A	05/08	60937P106	You Bought	0.020	\$236.88490	-	-\$4.74
	05/11	60937P106	You Bought	0.010	248.20610	-	-2.48
	11/06	60937P106	You Bought	0.020	329.45651	-	-6.59
MONOLITHIC POWER SYSTEMS INC	05/08	609839105	You Bought	0.010	\$460.70410	-	-\$4.61
	05/10	609839105	You Bought	0.010	414.15000	-	-4.14
	07/14	609839105	Dividend Received	-	-	-	0.02
	10/13	609839105	Dividend Received	-	-	-	0.02
	11/02	609839105	You Sold <i>Short-term loss: \$0.42</i>	-0.010	419.48000	4.61	4.19
	11/02	609839105	You Sold <i>Short-term gain: \$0.05</i>	-0.010	419.48000	4.14	4.19
MONSTER BEVERAGE CORP NEW COM	05/08	61174X109	You Bought	0.150	\$58.14500	-	-\$8.72
	05/11	61174X109	You Bought	0.090	59.24000	-	-5.33

YR_CE_BPTJSRBBBPNZK_BBBB_20240109



Activity

Account # Y80-813419
FNU GAGAN - INDIVIDUAL - TOD

Security Name	Settlement Date	Symbol/ CUSIP	Transaction Description	Quantity	Price Per Unit	Total Cost Basis	Amount
	07/07	61174X109	You Sold <i>Short-term loss: \$0.15</i>	-0.150	57.16000	8.72	8.57
	07/07	61174X109	You Sold <i>Short-term loss: \$0.19</i>	-0.090	57.16000	5.33	5.14
	09/07	61174X109	You Bought	0.340	55.74000	-	-18.95
	10/17	61174X109	You Sold <i>Short-term loss: \$2.77</i>	-0.340	47.60000	18.95	16.18
MOODYS CORP COM USD0.01	04/14	615369105	You Bought	0.040	\$301.19000	-	-\$12.05
	04/27	615369105	You Sold <i>Transaction cost: \$-0.01</i> <i>Short-term gain: \$0.35</i>	-0.040	310.17000	12.05	12.40
	05/08	615369105	You Bought	0.040	296.82016	-	-11.87
	06/09	615369105	Dividend Received	-	-	-	0.03
	09/08	615369105	Dividend Received	-	-	-	0.03
	10/05	615369105	You Bought	0.060	309.59000	-	-18.58
	11/02	615369105	You Bought	0.030	306.50550	-	-9.20
	12/15	615369105	Dividend Received	-	-	-	0.10
MORGAN STANLEY COM USD0.01	04/14	617446448	You Bought	0.200	\$85.34990	-	-\$17.07
	05/10	617446448	You Bought	0.060	85.34610	-	-5.12
	05/15	617446448	Dividend Received	-	-	-	0.16
	08/04	617446448	You Bought	0.130	89.64428	-	-11.65
	08/15	617446448	Dividend Received	-	-	-	0.22
	09/07	617446448	You Sold <i>Short-term loss: \$0.04</i>	-0.010	85.61039	0.90	0.86
	09/08	617446448	You Sold <i>Short-term loss: \$0.30</i>	-0.060	84.51000	5.37	5.07

YR_CE_BPTJSRBBPNZK_BBBB 20240109 S



Activity

Account # Y80-813419
FNU GAGAN - INDIVIDUAL - TOD

Security Name	Settlement Date	Symbol/ CUSIP	Transaction Description	Quantity	Price Per Unit	Total Cost Basis	Amount
	10/05	617446448	You Sold <i>Short-term loss: \$1.28</i> <i>Short-term disallowed loss: \$1.28</i> <i>Wash sale of: 10/03/2023 \$1.28</i>	-0.200	78.95000	17.07	15.79
	10/05	617446448	You Sold <i>Short-term loss: \$0.64</i> <i>Short-term disallowed loss: \$0.64</i> <i>Wash sale of: 10/03/2023 \$0.64</i>	-0.060	78.95000	5.38	4.74
	10/05	617446448	You Sold <i>Short-term loss: \$0.38</i> <i>Short-term disallowed loss: \$0.38</i> <i>Wash sale of: 10/03/2023 \$0.38</i>	-0.060	78.95000	5.12	4.74
	11/06	617446448	You Bought	0.750	72.74531	-	-54.56
MOTOROLA SOLUTIONS INC	04/14	620076307	You Bought	0.030	\$285.86000	-	-\$8.58
	04/27	620076307	You Sold <i>Transaction cost: \$-0.01</i> <i>Short-term gain: \$0.10</i>	-0.020	291.67000	5.72	5.82
	05/08	620076307	You Bought	0.020	290.78090	-	-5.82
	06/13	620076307	You Sold <i>Transaction cost: \$-0.01</i> <i>Short-term loss: \$0.25</i>	-0.020	279.11500	5.82	5.57
	06/13	620076307	You Sold <i>Transaction cost: \$-0.01</i> <i>Short-term loss: \$0.08</i>	-0.010	279.11500	2.86	2.78
	10/17	620076307	You Bought	0.070	288.62000	-	-20.20
	11/02	620076307	You Bought	0.040	277.54060	-	-11.10
NETFLIX INC	04/14	64110L106	You Bought	0.070	\$338.46620	-	-\$23.69
	05/11	64110L106	You Bought	0.010	333.15780	-	-3.33

YR_CE_BPTJSRBBPNZK_BBBB 20240109



Activity

Account # Y80-813419
FNU GAGAN - INDIVIDUAL - TOD

Security Name	Settlement Date	Symbol/ CUSIP	Transaction Description	Quantity	Price Per Unit	Total Cost Basis	Amount
	06/13	64110L106	You Bought	0.010	420.23000	-	-4.20
	08/04	64110L106	You Bought	0.010	429.18000	-	-4.29
	09/07	64110L106	You Bought	0.020	445.52000	-	-8.91
	10/05	64110L106	You Bought	0.020	380.62846	-	-7.61
	11/02	64110L106	You Bought	0.030	406.82000	-	-12.20
	11/06	64110L106	You Bought	0.020	423.55976	-	-8.47
	12/06	64110L106	You Bought	0.030	458.78000	-	-13.76
NEWMONT CORP COM ISIN #US6516391066 SEDOL #BJYKTV2	04/14	651639106	You Bought	0.120	\$49.62000	-	-\$5.95
	05/11	651639106	You Bought	0.050	48.24791	-	-2.41
	06/13	651639106	You Sold <i>Transaction cost: \$-0.01</i> <i>Short-term loss: \$0.97</i>	-0.120	41.56000	5.95	4.98
	06/13	651639106	You Sold <i>Transaction cost: \$-0.01</i> <i>Short-term loss: \$0.34</i>	-0.050	41.56000	2.41	2.07
	06/15	651639106	Dividend Received	-	-	-	0.07
	11/02	651639106	You Bought	0.430	38.03912	-	-16.36
	12/22	651639106	Dividend Received	-	-	-	0.17
NEXTERA ENERGY INC COM USD0.01	04/14	65339F101	You Bought	0.290	\$79.28500	-	-\$22.99
	05/09	65339F101	You Bought	0.060	75.75890	-	-4.55
	06/13	65339F101	You Sold <i>Transaction cost: \$-0.01</i> <i>Short-term loss: \$0.55</i>	-0.120	74.74710	9.51	8.96
	06/15	65339F101	Dividend Received	-	-	-	0.16

S

YR_CE_BPTJSRBBPNZK_BBBB 20240109



Activity

Account # Y80-813419
FNU GAGAN - INDIVIDUAL - TOD

Security Name	Settlement Date	Symbol/ CUSIP	Transaction Description	Quantity	Price Per Unit	Total Cost Basis	Amount
	08/04	65339F101	You Bought	0.290	72.13707	-	-20.92
	09/07	65339F101	You Sold <i>Short-term loss: \$1.71</i>	-0.290	66.25539	20.92	19.21
	09/07	65339F101	You Sold <i>Short-term loss: \$2.22</i>	-0.170	66.25539	13.48	11.26
	09/07	65339F101	You Sold <i>Short-term loss: \$0.57</i>	-0.060	66.25539	4.55	3.98
	09/15	65339F101	Dividend Received	-	-	-	0.24
	10/17	65339F101	You Bought	0.700	54.91000	-	-38.44
	11/02	65339F101	You Bought	0.180	57.90075	-	-10.42
	12/06	65339F101	You Bought	0.310	59.48503	-	-18.44
	12/15	65339F101	Dividend Received	-	-	-	0.41
NIKE INC CLASS B COM NPV	04/14	654106103	You Bought	0.190	\$124.39963	-	-\$23.64
AVERAGE PRICE TRADE DETAILS ON REQUEST	04/27	654106103	You Sold <i>Transaction cost: \$-0.01</i> <i>Short-term gain: \$0.05</i>	-0.080	125.14240	9.95	10.00
	05/08	654106103	You Bought	0.070	123.92780	-	-8.67
	05/09	654106103	You Bought	0.030	126.33000	-	-3.79
	05/11	654106103	You Bought	0.030	124.26000	-	-3.73
	06/13	654106103	You Sold <i>Transaction cost: \$-0.01</i> <i>Short-term loss: \$2.03</i>	-0.110	106.11360	13.69	11.66
	06/13	654106103	You Sold <i>Transaction cost: \$-0.01</i> <i>Short-term loss: \$1.25</i>	-0.070	106.11360	8.67	7.42
	06/13	654106103	You Sold <i>Transaction cost: \$-0.01</i> <i>Short-term loss: \$0.62</i>	-0.030	106.11360	3.79	3.17

S
YR_CE_BPTJSRBBPNZK_BBBB 20240109



Activity

Account # Y80-813419
FNU GAGAN - INDIVIDUAL - TOD

Security Name	Settlement Date	Symbol/ CUSIP	Transaction Description	Quantity	Price Per Unit	Total Cost Basis	Amount
	06/13	654106103	You Sold <i>Transaction cost: \$-0.01</i> <i>Short-term loss: \$0.56</i>	-0.030	106.11360	3.73	3.17
	07/05	654106103	Dividend Received	-	-	-	0.08
	08/04	654106103	You Bought	0.360	108.08620	-	-38.91
	09/07	654106103	You Sold <i>Short-term loss: \$0.14</i>	-0.020	100.77028	2.16	2.02
	09/08	654106103	You Sold <i>Short-term loss: \$0.66</i>	-0.080	99.84100	8.65	7.99
	10/02	654106103	Dividend Received	-	-	-	0.12
	10/05	654106103	You Sold <i>Short-term loss: \$3.39</i> <i>Short-term disallowed loss: \$3.39</i> <i>Wash sale of: 10/03/2023</i> <i>\$3.39</i>	-0.260	95.02000	28.10	24.71
	11/06	654106103	You Bought	0.550	104.31974	-	-57.38
	12/06	654106103	You Bought	0.170	114.53813	-	-19.47
NORFOLK SOUTHN CORP COM	04/14	655844108	You Bought	0.050	\$207.81820	-	-\$10.39
	05/09	655844108	You Bought	0.030	208.30000	-	-6.25
	05/20	655844108	Dividend Received	-	-	-	0.07
	08/21	655844108	Dividend Received	-	-	-	0.11
	09/07	655844108	You Bought	0.040	203.23000	-	-8.13
	10/05	655844108	You Bought	0.040	193.06810	-	-7.72
	11/06	655844108	You Sold <i>Short-term loss: \$0.78</i> <i>Short-term disallowed loss: \$0.62</i> <i>Wash sale of: 11/02/2023</i> <i>\$0.62</i>	-0.050	192.10907	10.39	9.61

YR_CE_BPTJSRBBPNZK_BBBB 20240109 S



Activity

Account # Y80-813419
FNU GAGAN - INDIVIDUAL - TOD

Security Name	Settlement Date	Symbol/ CUSIP	Transaction Description	Quantity	Price Per Unit	Total Cost Basis	Amount
	11/06	655844108	You Sold <i>Short-term loss: \$0.45</i>	-0.040	192.10907	8.13	7.68
	11/06	655844108	You Sold <i>Short-term loss: \$0.66</i>	-0.040	192.10907	8.34	7.68
	11/06	655844108	You Sold <i>Short-term loss: \$0.49</i>	-0.030	192.10907	6.25	5.76
	11/20	655844108	Dividend Received	-	-	-	0.22
NORTHERN TRUST CORP COM USD1.666 AVERAGE PRICE TRADE DETAILS ON REQUEST	10/17	665859104	You Bought	0.280	\$67.90865	-	-\$19.01
	11/03	665859104	You Bought	0.110	66.43826	-	-7.31
NORTHROP GRUMMAN CORP COM USD1	04/14	666807102	You Bought	0.020	\$471.10000	-	-\$9.42
	06/06	666807102	You Sold <i>Transaction cost: \$-0.01</i> <i>Short-term loss: \$0.61</i>	-0.020	441.00000	9.42	8.81
	06/14	666807102	Dividend Received	-	-	-	0.04
	07/07	666807102	You Bought	0.040	456.53160	-	-18.26
	08/31	666807102	You Sold <i>Short-term loss: \$1.05</i>	-0.040	430.22000	18.26	17.21
	09/13	666807102	Dividend Received	-	-	-	0.07
	10/05	666807102	You Bought	0.060	440.14000	-	-26.41
	11/03	666807102	You Bought	0.010	471.14048	-	-4.71
	12/06	666807102	You Bought	0.020	477.95500	-	-9.56
	12/13	666807102	Dividend Received	-	-	-	0.13
NUCOR CORP COM USD0.40	04/14	670346105	You Bought	0.040	\$148.35530	-	-\$5.93
	05/02	670346105	You Sold <i>Transaction cost: \$-0.01</i> <i>Short-term loss: \$0.02</i>	-0.030	147.89000	4.45	4.43

YR_CE_BPTJSRBBBPNZK_BBBB 20240109



Activity

Account # Y80-813419
FNU GAGAN - INDIVIDUAL - TOD

Security Name	Settlement Date	Symbol/ CUSIP	Transaction Description	Quantity	Price Per Unit	Total Cost Basis	Amount
	06/06	670346105	You Sold <i>Transaction cost: \$-0.01</i> <i>Short-term loss: \$0.10</i>	-0.010	138.50314	1.48	1.38
	09/08	670346105	You Bought	0.110	171.38120	-	-18.85
	10/17	670346105	You Sold <i>Short-term loss: \$2.75</i>	-0.110	146.40010	18.85	16.10
	11/09	670346105	Dividend Received	-	-	-	0.06
NVIDIA CORPORATION COM AVERAGE PRICE TRADE DETAILS ON REQUEST	04/14	67066G104	You Bought	0.350	\$268.69273	-	-\$94.04
	04/17	67066G104	You Bought	0.010	267.14000	-	-2.67
	04/27	67066G104	You Sold <i>Transaction cost: \$-0.01</i> <i>Short-term loss: \$0.45</i> <i>Short-term disallowed loss: \$0.03</i> <i>Wash sale of: 04/25/2023</i> <i>\$0.03</i>	-0.130	265.33930	34.93	34.48
	05/02	67066G104	You Sold <i>Transaction cost: \$-0.01</i> <i>Short-term gain: \$0.03</i>	-0.010	274.15780	2.70	2.73
	06/06	67066G104	You Bought	0.180	394.33000	-	-70.98
	06/13	67066G104	You Bought	0.060	395.28490	-	-23.72
	06/30	67066G104	Dividend Received	-	-	-	0.02
	07/07	67066G104	You Bought	0.030	428.49031	-	-12.85
	08/04	67066G104	You Bought	0.050	448.64500	-	-22.43
	08/07	67066G104	You Bought	0.020	445.35880	-	-8.91
	08/31	67066G104	You Bought	0.020	476.91000	-	-9.54
	09/07	67066G104	You Bought	0.040	482.28000	-	-19.29

S
YR_CE_BPTJSRBBBPNZK_BBBB 20240109



Activity

Account # Y80-813419
FNU GAGAN - INDIVIDUAL - TOD

Security Name	Settlement Date	Symbol/ CUSIP	Transaction Description	Quantity	Price Per Unit	Total Cost Basis	Amount
	09/08	67066G104	You Bought	0.020	480.49000	-	-9.61
	09/28	67066G104	Dividend Received	-	-	-	0.02
	10/05	67066G104	You Bought	0.070	443.84000	-	-31.07
	11/02	67066G104	You Bought	0.190	398.10000	-	-75.64
	11/03	67066G104	You Bought	0.040	418.12345	-	-16.72
	11/06	67066G104	You Bought	0.050	432.74411	-	-21.64
	12/06	67066G104	You Bought	0.160	456.93507	-	-73.11
	12/07	67066G104	You Bought	0.030	463.44585	-	-13.90
	12/28	67066G104	Dividend Received	-	-	-	0.05
OREILLY AUTOMOTIVE INC COM	04/14	67103H107	You Bought	0.010	\$876.51500	-	-\$8.77
	06/13	67103H107	You Bought	0.010	912.48990	-	-9.12
	11/02	67103H107	You Bought	0.010	927.07160	-	-9.27
	12/06	67103H107	You Bought	0.020	980.87000	-	-19.62
OCCIDENTAL PETE CORP COM	04/14	674599105	You Bought	0.120	\$64.44990	-	-\$7.73
	06/06	674599105	You Sold <i>Transaction cost: \$-0.01 Short-term loss: \$0.65</i>	-0.120	59.12370	7.73	7.08
	10/05	674599105	You Bought	0.270	62.31981	-	-16.83
	11/02	674599105	You Bought	0.090	61.81210	-	-5.56
	12/06	674599105	You Sold <i>Short-term loss: \$1.15</i>	-0.270	58.06504	16.83	15.68
	12/06	674599105	You Sold <i>Short-term loss: \$0.33</i>	-0.090	58.06504	5.56	5.23

YR_CE_BPTJSRBBPNZK_BBBB 20240109



Activity

Account # Y80-813419
FNU GAGAN - INDIVIDUAL - TOD

Security Name	Settlement Date	Symbol/ CUSIP	Transaction Description	Quantity	Price Per Unit	Total Cost Basis	Amount
OLD DOMINION FREIGHT LINE INC COM AVERAGE PRICE TRADE DETAILS ON REQUEST	05/08	679580100	You Bought	0.030	\$315.36955	-	-\$9.46
	06/21	679580100	Dividend Received	-	-	-	0.01
	09/20	679580100	Dividend Received	-	-	-	0.01
	11/06	679580100	You Bought	0.030	390.55579	-	-11.72
	12/20	679580100	Dividend Received	-	-	-	0.02
OMNICOM GROUP INC COM USD0.15	11/02	681919106	You Bought	0.270	\$74.38180	-	-\$20.08
ON SEMICONDUCTOR CORP COM USD0.01	04/14	682189105	You Bought	0.090	\$77.64650	-	-\$6.99
	05/10	682189105	You Bought	0.040	79.91500	-	-3.20
	09/07	682189105	You Bought	0.050	97.38500	-	-4.87
	10/17	682189105	You Sold <i>Short-term loss: \$0.05</i>	-0.010	91.96000	0.97	0.92
	11/02	682189105	You Sold <i>Short-term loss: \$1.33</i>	-0.090	62.90000	6.99	5.66
	11/02	682189105	You Sold <i>Short-term loss: \$1.38</i>	-0.040	62.90000	3.90	2.52
	11/02	682189105	You Sold <i>Short-term loss: \$0.68</i>	-0.040	62.90000	3.20	2.52
ONEOK INC COM USD0.01	06/06	682680103	You Bought	0.220	\$57.87000	-	-\$12.73
	06/13	682680103	You Bought	0.070	59.94990	-	-4.20
	08/14	682680103	Dividend Received	-	-	-	0.28
	11/14	682680103	Dividend Received	-	-	-	0.28
	12/07	682680103	You Bought	0.160	70.03800	-	-11.21

YR_CE_BPTJSRBBBBPNZK_BBBB 20240109 S



Activity

Account # Y80-813419
FNU GAGAN - INDIVIDUAL - TOD

Security Name	Settlement Date	Symbol/ CUSIP	Transaction Description	Quantity	Price Per Unit	Total Cost Basis	Amount
ORACLE CORP	04/14	68389X105	You Bought	0.210	\$94.95360	-	-\$19.94
	04/27	68389X105	You Sold <i>Transaction cost: \$-0.01</i> <i>Short-term loss: \$0.12</i>	-0.210	94.43000	19.94	19.82
	06/06	68389X105	You Bought	0.200	106.40000	-	-21.28
	06/13	68389X105	You Bought	0.070	109.88050	-	-7.69
	07/07	68389X105	You Bought	0.020	116.09000	-	-2.32
	07/26	68389X105	Dividend Received	-	-	-	0.12
	08/04	68389X105	You Bought	0.040	116.06000	-	-4.64
	08/31	68389X105	You Bought	0.050	118.82990	-	-5.94
	09/08	68389X105	You Bought	0.040	123.70000	-	-4.95
	10/05	68389X105	You Bought	0.070	104.66730	-	-7.33
	10/26	68389X105	Dividend Received	-	-	-	0.20
	11/02	68389X105	You Bought	0.150	101.72100	-	-15.26
	11/06	68389X105	You Bought	0.070	106.61548	-	-7.46
	12/06	68389X105	You Sold <i>Short-term loss: \$0.22</i>	-0.030	116.35000	3.71	3.49
OTIS WORLDWIDE CORP COM	06/06	68902V107	You Bought	0.180	\$84.64000	-	-\$15.24
	09/08	68902V107	Dividend Received	-	-	-	0.06
	10/05	68902V107	You Sold <i>Short-term loss: \$0.93</i>	-0.180	79.49160	15.24	14.31
PG&E CORP COM NPV	11/02	69331C108	You Bought	1.230	\$16.24500	-	-\$19.98
PNC FINANCIAL SERVICES GROUP COM USD5	04/14	693475105	You Bought	0.110	\$121.14500	-	-\$13.33
	04/17	693475105	You Bought	0.030	120.63659	-	-3.62

YR_CE_BPTJSRBBBPNZK_BBBB 20240109 S



Activity

Account # Y80-813419
FNU GAGAN - INDIVIDUAL - TOD

Security Name	Settlement Date	Symbol/ CUSIP	Transaction Description	Quantity	Price Per Unit	Total Cost Basis	Amount
	04/27	693475105	You Sold <i>Transaction cost: \$-0.01</i> <i>Short-term gain: \$0.24</i>	-0.100	123.67510	12.12	12.36
	05/05	693475105	Dividend Received	-	-	-	0.21
	05/08	693475105	You Bought	0.050	114.46519	-	-5.72
	05/09	693475105	You Bought	0.050	116.06126	-	-5.80
	08/05	693475105	Dividend Received	-	-	-	0.22
	08/31	693475105	You Bought	0.070	119.16500	-	-8.34
	11/02	693475105	You Bought	0.160	113.26830	-	-18.12
	11/05	693475105	Dividend Received	-	-	-	0.33
PPG INDUSTRIES INC COM USD1.666	04/14	693506107	You Bought	0.060	\$139.41990	-	-\$8.37
	06/12	693506107	Dividend Received	-	-	-	0.04
	08/07	693506107	You Bought	0.040	140.71000	-	-5.63
	09/08	693506107	You Sold <i>Short-term loss: \$0.15</i>	-0.060	137.06500	8.37	8.22
	09/08	693506107	You Sold <i>Short-term loss: \$0.15</i>	-0.040	137.06500	5.63	5.48
	09/12	693506107	Dividend Received	-	-	-	0.07
	10/17	693506107	You Bought	0.180	129.71990	-	-23.35
	11/02	693506107	You Bought	0.060	122.24686	-	-7.33
	12/12	693506107	Dividend Received	-	-	-	0.16
PACCAR INC COM USD1.00	04/14	693718108	You Bought	0.140	\$72.41620	-	-\$10.14
	06/07	693718108	Dividend Received	-	-	-	0.04
	08/07	693718108	You Bought	0.080	85.33990	-	-6.83

S
YR_CE_BPTJSRBBPNZK_BBBB 20240109



Activity

Account # Y80-813419
FNU GAGAN - INDIVIDUAL - TOD

Security Name	Settlement Date	Symbol/ CUSIP	Transaction Description	Quantity	Price Per Unit	Total Cost Basis	Amount
	09/07	693718108	Dividend Received	-	-	-	0.06
	09/08	693718108	You Sold <i>Short-term gain: \$1.37</i>	-0.140	82.24000	10.14	11.51
	09/08	693718108	You Sold <i>Short-term loss: \$0.25</i>	-0.080	82.24000	6.83	6.58
	10/17	693718108	You Bought	0.220	84.63995	-	-18.62
	11/02	693718108	You Bought	0.120	83.00760	-	-9.96
	12/06	693718108	Dividend Received	-	-	-	0.09
PALANTIR TECHNOLOGIES INC CL A	11/02	69608A108	You Bought	1.090	\$14.85000	-	-\$16.19
PALO ALTO NETWORKS INC COM USD0.0001	04/14	697435105	You Bought	0.050	\$195.55770	-	-\$9.78
	05/10	697435105	You Bought	0.010	190.06990	-	-1.90
	08/04	697435105	You Bought	0.020	241.29000	-	-4.83
	10/05	697435105	You Bought	0.020	234.50990	-	-4.69
	11/02	697435105	You Bought	0.030	241.47000	-	-7.24
	11/06	697435105	You Bought	0.020	250.73919	-	-5.01
	12/07	697435105	You Bought	0.020	290.47540	-	-5.81
PARKER-HANNIFIN CORP COM	04/14	701094104	You Bought	0.030	\$324.15990	-	-\$9.72
	05/09	701094104	You Bought	0.020	330.79000	-	-6.62
	06/02	701094104	Dividend Received	-	-	-	0.07
	09/08	701094104	Dividend Received	-	-	-	0.07
	10/05	701094104	You Bought	0.020	382.60910	-	-7.65
	11/02	701094104	You Bought	0.030	366.72280	-	-11.00

S
YR_CE_BPTJSRBBPNZK_BBBB_20240109



Activity

Account # Y80-813419
FNU GAGAN - INDIVIDUAL - TOD

Security Name	Settlement Date	Symbol/ CUSIP	Transaction Description	Quantity	Price Per Unit	Total Cost Basis	Amount
	12/01	701094104	Dividend Received	-	-	-	0.15
PAYCOM SOFTWARE INC COM USD0.01	05/08	70432V102	You Bought	0.030	\$295.23000	-	-\$8.86
	06/12	70432V102	Dividend Received	-	-	-	0.01
	08/31	70432V102	You Sold <i>Short-term loss: \$0.22</i>	-0.030	287.85790	8.86	8.64
	09/11	70432V102	Dividend Received	-	-	-	0.01
PAYCHEX INC COM USD0.01	04/14	704326107	You Bought	0.090	\$110.09990	-	-\$9.91
	04/17	704326107	You Bought	0.040	108.50000	-	-4.34
	04/27	704326107	You Sold <i>Transaction cost: \$-0.01</i> <i>Short-term loss: \$0.14</i> <i>Short-term disallowed loss: \$0.06</i> <i>Wash sale of: 04/25/2023</i> <i>\$0.06</i>	-0.090	108.65010	9.91	9.77
	05/25	704326107	Dividend Received	-	-	-	0.04
	06/13	704326107	You Sold <i>Transaction cost: \$-0.01</i> <i>Short-term gain: \$0.08</i>	-0.040	112.23000	4.40	4.48
	08/31	704326107	You Bought	0.170	122.12000	-	-20.76
	10/05	704326107	You Sold <i>Short-term loss: \$1.40</i>	-0.170	113.85620	20.76	19.36
PAYPAL HLDGS INC COM	04/14	70450Y103	You Bought	0.180	\$75.44950	-	-\$13.58
	05/10	70450Y103	You Bought	0.040	75.47500	-	-3.02
	06/13	70450Y103	You Sold <i>Transaction cost: \$-0.01</i> <i>Short-term loss: \$2.19</i>	-0.180	63.35530	13.58	11.39
	06/13	70450Y103	You Sold <i>Transaction cost: \$-0.01</i> <i>Short-term loss: \$0.50</i>	-0.040	63.35530	3.02	2.52

YR_CE_BPTJSRBBBPNZK_BBBB 20240109 S



Activity

Account # Y80-813419
FNU GAGAN - INDIVIDUAL - TOD

Security Name	Settlement Date	Symbol/ CUSIP	Transaction Description	Quantity	Price Per Unit	Total Cost Basis	Amount
	08/04	70450Y103	You Bought	0.340	73.72000	-	-25.06
	09/07	70450Y103	You Sold <i>Short-term loss: \$3.39</i>	-0.340	63.74456	25.06	21.67
	10/17	70450Y103	You Bought	0.480	56.36500	-	-27.06
	11/02	70450Y103	You Bought	0.120	51.32000	-	-6.16
	12/07	70450Y103	You Bought	0.110	58.54980	-	-6.44
PEPSICO INC	04/14	713448108	You Bought	0.190	\$182.84250	-	-\$34.74
	04/27	713448108	You Sold <i>Transaction cost: \$-0.01</i> <i>Short-term gain: \$0.45</i>	-0.070	189.47010	12.80	13.25
	05/08	713448108	You Bought	0.060	193.16000	-	-11.59
	05/09	713448108	You Bought	0.050	193.90000	-	-9.70
	06/13	713448108	You Sold <i>Transaction cost: \$-0.01</i> <i>Short-term loss: \$0.67</i>	-0.060	182.14000	11.59	10.92
	06/13	713448108	You Sold <i>Transaction cost: \$-0.01</i> <i>Short-term loss: \$0.60</i>	-0.050	182.14000	9.70	9.10
	06/30	713448108	Dividend Received	-	-	-	0.29
	08/04	713448108	You Bought	0.200	188.20000	-	-37.64
	09/07	713448108	You Sold <i>Short-term loss: \$2.28</i>	-0.180	175.53140	33.88	31.60
	09/08	713448108	You Sold <i>Short-term loss: \$0.28</i>	-0.020	173.90500	3.76	3.48
	09/29	713448108	Dividend Received	-	-	-	0.40
	10/05	713448108	You Sold <i>Short-term loss: \$1.84</i> <i>Short-term disallowed loss: \$1.84</i> <i>Wash sale of: 10/03/2023</i> <i>\$1.84</i>	-0.120	167.46500	21.94	20.10

YR_CE_BPTJSRBBBPNZK_BBBB 20240109 S



Activity

Account # Y80-813419
FNU GAGAN - INDIVIDUAL - TOD

Security Name	Settlement Date	Symbol/ CUSIP	Transaction Description	Quantity	Price Per Unit	Total Cost Basis	Amount
	11/06	713448108	You Bought	0.520	166.65449	-	-86.66
	12/06	713448108	You Bought	0.340	169.48990	-	-57.63
REVVITY INC COM	10/05	714046109	You Bought	0.180	\$107.27000	-	-\$19.31
	11/06	714046109	You Sold <i>Short-term loss: \$4.18</i>	-0.180	84.04452	19.31	15.13
	11/10	714046109	Dividend Received	-	-	-	0.01
PFIZER INC	04/14	717081103	You Bought	0.790	\$41.61990	-	-\$32.88
	05/10	717081103	You Bought	0.100	38.54500	-	-3.85
	06/06	717081103	You Bought	0.140	38.44628	-	-5.38
	06/09	717081103	Dividend Received	-	-	-	0.36
	06/13	717081103	You Bought	0.200	39.32000	-	-7.86
	07/07	717081103	You Bought	0.170	36.75991	-	-6.25
	08/31	717081103	You Sold <i>Short-term loss: \$3.98</i>	-0.790	36.57690	32.88	28.90
	09/05	717081103	Dividend Received	-	-	-	0.57
	09/08	717081103	You Sold <i>Short-term loss: \$0.91</i>	-0.200	34.77050	7.86	6.95
	10/05	717081103	You Sold <i>Short-term loss: \$0.49</i> <i>Short-term disallowed loss: \$0.49</i> <i>Wash sale of: 10/03/2023</i> <i>\$0.49</i>	-0.170	33.87060	6.25	5.76
	10/05	717081103	You Sold <i>Short-term loss: \$0.64</i> <i>Short-term disallowed loss: \$0.64</i> <i>Wash sale of: 10/03/2023</i> <i>\$0.64</i>	-0.140	33.87060	5.38	4.74

YR_CE_BPTJSRBBBPNZK_BBBB 20240109



Activity

Account # Y80-813419
FNU GAGAN - INDIVIDUAL - TOD

Security Name	Settlement Date	Symbol/ CUSIP	Transaction Description	Quantity	Price Per Unit	Total Cost Basis	Amount
	10/05	717081103	You Sold <i>Short-term loss: \$0.46</i> <i>Short-term disallowed loss: \$0.46</i> <i>Wash sale of: 10/03/2023</i> <i>\$0.46</i>	-0.100	33.87060	3.85	3.39
	11/06	717081103	You Bought	2.440	30.46907	-	-74.34
	12/04	717081103	Dividend Received	-	-	-	1.00
	12/06	717081103	You Bought	1.300	29.18502	-	-37.94
PHILIP MORRIS INTERNATIONAL INC COM NPV	04/14	718172109	You Bought	0.230	\$98.66570	-	-\$22.69
	05/02	718172109	You Sold <i>Transaction cost: \$-0.01</i> <i>Short-term gain: \$0.02</i>	-0.140	98.83500	13.81	13.83
	05/08	718172109	You Bought	0.120	94.09000	-	-11.29
	05/10	718172109	You Bought	0.040	95.70000	-	-3.83
	06/13	718172109	You Bought	0.120	92.29830	-	-11.08
	07/11	718172109	Dividend Received	-	-	-	0.47
	09/07	718172109	You Bought	0.100	95.17000	-	-9.52
	09/08	718172109	You Bought	0.050	93.62960	-	-4.68
	10/05	718172109	You Bought	0.060	91.09870	-	-5.47
	10/12	718172109	Dividend Received	-	-	-	0.68
	11/02	718172109	You Bought	0.190	89.41980	-	-16.99
	12/06	718172109	You Sold <i>Short-term loss: \$0.08</i>	-0.020	94.44000	1.97	1.89
PHILLIPS 66 COM	04/14	718546104	You Bought	0.080	\$106.53000	-	-\$8.52
	05/10	718546104	You Bought	0.030	94.89385	-	-2.85

S
YR_CE_BPTJSRBBPNZK_BBBB_20240109



Activity

Account # Y80-813419
FNU GAGAN - INDIVIDUAL - TOD

Security Name	Settlement Date	Symbol/ CUSIP	Transaction Description	Quantity	Price Per Unit	Total Cost Basis	Amount
	06/01	718546104	Dividend Received	-	-	-	0.12
	06/13	718546104	You Sold <i>Transaction cost: \$-0.01</i> <i>Short-term loss: \$0.65</i>	-0.080	98.47010	8.52	7.87
	06/13	718546104	You Sold <i>Transaction cost: \$-0.01</i> <i>Short-term gain: \$0.09</i>	-0.030	98.47010	2.85	2.94
	08/31	718546104	You Bought	0.120	112.56000	-	-13.51
	11/02	718546104	You Bought	0.070	113.89000	-	-7.97
	11/06	718546104	You Bought	0.030	117.91687	-	-3.54
	12/01	718546104	Dividend Received	-	-	-	0.23
	12/06	718546104	You Bought	0.150	129.35820	-	-19.40
PIONEER NATURAL RESOURCES CO COM USD0.01	04/14	723787107	You Bought	0.050	\$223.38000	-	-\$11.17
	04/27	723787107	You Sold <i>Transaction cost: \$-0.01</i> <i>Short-term loss: \$0.05</i>	-0.050	222.62000	11.17	11.12
	06/06	723787107	You Bought	0.080	204.82990	-	-16.39
	09/21	723787107	Dividend Received	-	-	-	0.15
	10/17	723787107	You Bought	0.010	246.16000	-	-2.46
	11/02	723787107	You Bought	0.020	239.80500	-	-4.80
	11/03	723787107	You Bought	0.010	240.82316	-	-2.41
	12/06	723787107	You Sold <i>Short-term gain: \$2.06</i>	-0.080	230.57100	16.39	18.45
	12/06	723787107	You Sold <i>Short-term loss: \$0.19</i>	-0.020	230.57100	4.80	4.61
	12/06	723787107	You Sold <i>Short-term loss: \$0.10</i>	-0.010	230.57100	2.41	2.31

S
YR_CE_BPTJSRBBBBPNZK_BBBBB 20240109



Activity

Account # Y80-813419
FNU GAGAN - INDIVIDUAL - TOD

Security Name	Settlement Date	Symbol/ CUSIP	Transaction Description	Quantity	Price Per Unit	Total Cost Basis	Amount
	12/06	723787107	You Sold <i>Short-term loss: \$0.15</i>	-0.010	230.57100	2.46	2.31
	12/22	723787107	Dividend Received	-	-	-	0.38
PRICE T ROWE GROUPS COM USD0.20	04/14	74144T108	You Bought	0.080	\$112.74840	-	-\$9.02
	05/11	74144T108	You Bought	0.050	105.74510	-	-5.29
	06/29	74144T108	Dividend Received	-	-	-	0.16
	09/28	74144T108	Dividend Received	-	-	-	0.16
	10/05	74144T108	You Sold <i>Short-term loss: \$0.84</i>	-0.080	102.20500	9.02	8.18
	10/05	74144T108	You Sold <i>Short-term loss: \$0.18</i>	-0.050	102.20500	5.29	5.11
PROCTER AND GAMBLE CO COM	04/14	742718109	You Bought	0.320	\$151.00840	-	-\$48.32
	05/02	742718109	You Sold <i>Transaction cost: \$-0.01</i> <i>Short-term gain: \$0.21</i>	-0.040	156.46232	6.04	6.25
	05/09	742718109	You Bought	0.070	156.11000	-	-10.93
	05/11	742718109	You Bought	0.050	154.40511	-	-7.72
	05/15	742718109	Dividend Received	-	-	-	0.30
	06/13	742718109	You Sold <i>Transaction cost: \$-0.01</i> <i>Short-term loss: \$0.36</i>	-0.040	145.81110	6.18	5.82
	08/04	742718109	You Bought	0.140	157.15000	-	-22.00
	08/15	742718109	Dividend Received	-	-	-	0.34
	08/31	742718109	You Bought	0.050	153.56990	-	-7.68
	09/07	742718109	You Bought	0.110	154.79940	-	-17.03
	09/08	742718109	You Bought	0.030	152.09940	-	-4.56

YR_CE_BPTJSRBBBPNZK_BBBB 20240109 S



Activity

Account # Y80-813419
FNU GAGAN - INDIVIDUAL - TOD

Security Name	Settlement Date	Symbol/ CUSIP	Transaction Description	Quantity	Price Per Unit	Total Cost Basis	Amount
	10/05	742718109	You Bought	0.020	145.75500	-	-2.92
	11/02	742718109	You Bought	0.180	149.28970	-	-26.87
	11/03	742718109	You Bought	0.020	149.62099	-	-2.99
	11/15	742718109	Dividend Received	-	-	-	0.67
	12/06	742718109	You Bought	0.190	152.27990	-	-28.93
PROGRESSIVE CORP COM	04/14	743315103	You Bought	0.100	\$149.05000	-	-\$14.91
	05/11	743315103	You Bought	0.050	135.34990	-	-6.77
	06/13	743315103	You Sold <i>Transaction cost: \$-0.01 Short-term loss: \$1.78</i>	-0.100	131.36500	14.91	13.13
	06/13	743315103	You Sold <i>Transaction cost: \$-0.01 Short-term loss: \$0.21</i>	-0.050	131.36500	6.77	6.56
	08/04	743315103	You Bought	0.170	128.91000	-	-21.91
	08/31	743315103	You Bought	0.010	131.88930	-	-1.32
	09/07	743315103	You Bought	0.020	135.30560	-	-2.71
	10/13	743315103	Dividend Received	-	-	-	0.02
	11/02	743315103	You Bought	0.040	156.98150	-	-6.28
	12/06	743315103	You Bought	0.070	162.36400	-	-11.37
PROLOGIS INC. COM	04/14	74340W103	You Bought	0.150	\$124.18990	-	-\$18.63
	05/09	74340W103	You Bought	0.050	126.34360	-	-6.32
	06/30	74340W103	Dividend Received	-	-	-	0.17
	07/07	74340W103	You Bought	0.030	124.17000	-	-3.73

YR_CE_BPTJSRBBPNZK_BBBB 20240109 S



Activity

Account # Y80-813419
FNU GAGAN - INDIVIDUAL - TOD

Security Name	Settlement Date	Symbol/ CUSIP	Transaction Description	Quantity	Price Per Unit	Total Cost Basis	Amount
	09/07	74340W103	You Bought	0.080	123.49500	-	-9.88
	09/29	74340W103	Dividend Received	-	-	-	0.27
	10/05	74340W103	You Bought	0.090	108.14810	-	-9.73
	11/02	74340W103	You Bought	0.160	99.43000	-	-15.91
	12/06	74340W103	You Sold <i>Short-term loss: \$0.42</i>	-0.050	118.00000	6.32	5.90
	12/29	74340W103	Dividend Received	-	-	-	0.44
PRUDENTIAL FINANCIAL INC	04/14	744320102	You Bought	0.130	\$85.19000	-	-\$11.07
	04/17	744320102	You Bought	0.050	84.77000	-	-4.24
	04/27	744320102	You Sold <i>Transaction cost: \$-0.01</i> <i>Short-term loss: \$0.14</i>	-0.130	84.42010	11.10	10.96
	04/27	744320102	You Sold <i>Transaction cost: \$-0.01</i> <i>Short-term loss: \$0.03</i> <i>Short-term disallowed loss: \$0.03</i> <i>Wash sale of: 04/25/2023</i> <i>\$0.03</i>	-0.050	84.42010	4.24	4.21
	06/06	744320102	You Bought	0.160	82.36000	-	-13.18
	09/14	744320102	Dividend Received	-	-	-	0.20
	10/17	744320102	You Bought	0.090	94.45000	-	-8.50
	11/02	744320102	You Bought	0.170	90.94000	-	-15.46
	12/14	744320102	Dividend Received	-	-	-	0.53
PUBLIC SVC ENTERPRISE GRP INC COM	06/13	744573106	You Bought	0.230	\$62.06300	-	-\$14.27
	08/31	744573106	You Bought	0.040	61.43990	-	-2.46

S

YR_CE_BPTJSRBBBPNZK_BBBB 20240109



Activity

Account # Y80-813419
FNU GAGAN - INDIVIDUAL - TOD

Security Name	Settlement Date	Symbol/ CUSIP	Transaction Description	Quantity	Price Per Unit	Total Cost Basis	Amount
	09/08	744573106	You Bought	0.080	58.85460	-	-4.71
	09/29	744573106	Dividend Received	-	-	-	0.20
	11/02	744573106	You Sold <i>Short-term loss: \$0.21</i>	-0.230	61.13000	14.27	14.06
	11/02	744573106	You Sold <i>Short-term gain: \$0.18</i>	-0.080	61.13000	4.71	4.89
	11/02	744573106	You Sold <i>Short-term loss: \$0.01</i>	-0.040	61.13000	2.46	2.45
PUBLIC STORAGE COM USD0.10	04/14	74460D109	You Bought	0.040	\$315.29330	-	-\$12.61
	06/06	74460D109	You Sold <i>Transaction cost: \$-0.01</i> <i>Short-term loss: \$1.24</i>	-0.040	284.39000	12.61	11.37
	07/07	74460D109	You Bought	0.050	289.40000	-	-14.47
	08/31	74460D109	You Sold <i>Short-term loss: \$0.65</i>	-0.050	276.49670	14.47	13.82
	10/05	74460D109	You Bought	0.100	257.87430	-	-25.79
	11/03	74460D109	You Bought	0.020	235.28097	-	-4.71
	12/28	74460D109	Dividend Received	-	-	-	0.36
QORVO INC	11/02	74736K101	You Bought	0.240	\$85.93920	-	-\$20.63
QUALCOMM INC	04/14	747525103	You Bought	0.160	\$122.46000	-	-\$19.59
	05/09	747525103	You Bought	0.040	107.63410	-	-4.31
	06/13	747525103	You Sold <i>Transaction cost: \$-0.01</i> <i>Short-term loss: \$0.10</i>	-0.040	120.25000	4.90	4.80
	06/22	747525103	Dividend Received	-	-	-	0.16
	08/04	747525103	You Bought	0.140	129.99990	-	-18.20
	09/07	747525103	You Sold <i>Short-term loss: \$2.10</i>	-0.140	114.99000	18.20	16.10

YR_CE_BPTJSRBBBPNZK_BBBB_20240109 S



Activity

Account # Y80-813419
FNU GAGAN - INDIVIDUAL - TOD

Security Name	Settlement Date	Symbol/ CUSIP	Transaction Description	Quantity	Price Per Unit	Total Cost Basis	Amount
	09/21	747525103	Dividend Received	-	-	-	0.24
	10/05	747525103	You Sold <i>Short-term loss: \$1.30</i> <i>Short-term disallowed loss: \$1.30</i> <i>Wash sale of: 10/03/2023</i> <i>\$1.30</i>	-0.120	111.58500	14.69	13.39
	10/05	747525103	You Sold <i>Short-term gain: \$0.15</i>	-0.040	111.58500	4.31	4.46
	11/06	747525103	You Bought	0.470	116.94601	-	-54.96
	12/06	747525103	You Bought	0.110	129.54910	-	-14.25
	12/14	747525103	Dividend Received	-	-	-	0.38
RAYTHEON TECHNOLOGIES CORP COM	04/14	75513E101	You Bought	0.210	\$101.54000	-	-\$21.32
	05/11	75513E101	You Bought	0.060	95.79940	-	-5.75
	06/13	75513E101	You Bought	0.050	99.14500	-	-4.96
	06/15	75513E101	Dividend Received	-	-	-	0.16
	08/04	75513E101	You Sold <i>Short-term loss: \$2.99</i>	-0.210	87.27476	21.32	18.33
	08/04	75513E101	You Sold <i>Short-term loss: \$0.51</i>	-0.060	87.27476	5.75	5.24
	08/04	75513E101	You Sold <i>Short-term loss: \$0.60</i>	-0.050	87.27476	4.96	4.36
	09/07	75513E101	You Bought	0.450	85.66993	-	-38.55
	10/05	75513E101	You Bought	0.130	71.71840	-	-9.32
	11/02	75513E101	You Bought	0.090	79.60260	-	-7.16
	12/06	75513E101	You Bought	0.190	82.53000	-	-15.68
	12/14	75513E101	Dividend Received	-	-	-	0.40

YR_CE_BPTJSRBBBBPNZK_BBBB 20240109



Activity

Account # Y80-813419
FNU GAGAN - INDIVIDUAL - TOD

Security Name	Settlement Date	Symbol/ CUSIP	Transaction Description	Quantity	Price Per Unit	Total Cost Basis	Amount
REALTY INCOME CORP COM	04/14	756109104	You Bought	0.190	\$62.96000	-	-\$11.96
	05/15	756109104	Dividend Received	-	-	-	0.05
	06/06	756109104	You Sold <i>Transaction cost: \$-0.01</i> <i>Short-term loss: \$0.66</i>	-0.190	59.50000	11.96	11.30
	06/15	756109104	Dividend Received	-	-	-	0.05
	10/05	756109104	You Bought	0.620	48.66000	-	-30.17
	11/02	756109104	You Bought	0.180	46.21000	-	-8.32
	11/15	756109104	Dividend Received	-	-	-	0.16
	12/07	756109104	You Bought	0.220	55.43950	-	-12.20
	12/15	756109104	Dividend Received	-	-	-	0.20
REGENERON PHARMACEUTICALS INC	04/14	75886F107	You Bought	0.020	\$822.55000	-	-\$16.45
	06/06	75886F107	You Sold <i>Transaction cost: \$-0.01</i> <i>Short-term loss: \$1.84</i>	-0.020	730.86000	16.45	14.61
	07/07	75886F107	You Bought	0.030	716.14490	-	-21.48
	10/05	75886F107	You Bought	0.010	802.77170	-	-8.03
	11/06	75886F107	You Bought	0.010	825.36611	-	-8.25
	12/07	75886F107	You Bought	0.010	813.31000	-	-8.13
RELIANCE STEEL & ALUMINUM CO	06/06	759509102	You Bought	0.040	\$239.43000	-	-\$9.58
	09/01	759509102	Dividend Received	-	-	-	0.04
	11/06	759509102	You Sold <i>Short-term gain: \$0.98</i>	-0.040	264.08500	9.58	10.56

S
YR_CE_BPTJSRBBPNZK_BBBB_20240109



Activity

Account # Y80-813419
FNU GAGAN - INDIVIDUAL - TOD

Security Name	Settlement Date	Symbol/ CUSIP	Transaction Description	Quantity	Price Per Unit	Total Cost Basis	Amount
RESMED INC	09/08	761152107	You Bought	0.120	\$152.54930	-	-\$18.31
	10/17	761152107	You Sold <i>Short-term loss: \$1.68</i>	-0.120	138.59250	18.31	16.63
ROCKWELL AUTOMATION INC COM USD1	04/14	773903109	You Bought	0.030	\$281.27000	-	-\$8.44
	05/02	773903109	You Sold <i>Transaction cost: \$-0.01</i> <i>Short-term gain: \$0.02</i>	-0.020	283.21010	5.63	5.65
	05/08	773903109	You Bought	0.020	276.72000	-	-5.53
	05/10	773903109	You Bought	0.020	281.74500	-	-5.63
	06/12	773903109	Dividend Received	-	-	-	0.06
	09/11	773903109	Dividend Received	-	-	-	0.06
	10/05	773903109	You Bought	0.040	283.64031	-	-11.35
	11/06	773903109	You Sold <i>Short-term loss: \$1.02</i>	-0.040	258.20395	11.35	10.33
	11/06	773903109	You Sold <i>Short-term loss: \$0.47</i>	-0.020	258.20395	5.63	5.16
	11/06	773903109	You Sold <i>Short-term loss: \$0.37</i>	-0.020	258.20395	5.53	5.16
	11/06	773903109	You Sold <i>Short-term loss: \$0.23</i>	-0.010	258.20395	2.81	2.58
ROPER TECHNOLOGIES INC	04/14	776696106	You Bought	0.020	\$444.04400	-	-\$8.88
	04/27	776696106	You Sold <i>Transaction cost: \$-0.01</i> <i>Short-term loss: \$0.03</i>	-0.020	443.11000	8.88	8.85
	11/02	776696106	You Bought	0.060	488.91690	-	-29.34
ROSS STORES INC	04/14	778296103	You Bought	0.070	\$104.52000	-	-\$7.32
	04/27	778296103	You Sold <i>Transaction cost: \$-0.01</i> <i>Short-term gain: \$0.01</i>	-0.040	105.10320	4.18	4.19

YR_CE_BPTJSRBBPNZK_BBBB 20240109 S



Activity

Account # Y80-813419
FNU GAGAN - INDIVIDUAL - TOD

Security Name	Settlement Date	Symbol/ CUSIP	Transaction Description	Quantity	Price Per Unit	Total Cost Basis	Amount
	05/08	778296103	You Bought	0.040	102.60000	-	-4.10
	06/30	778296103	Dividend Received	-	-	-	0.02
	07/07	778296103	You Bought	0.050	110.25000	-	-5.51
	09/29	778296103	Dividend Received	-	-	-	0.04
	11/03	778296103	You Bought	0.090	115.67471	-	-10.41
	12/29	778296103	Dividend Received	-	-	-	0.07
S&P GLOBAL INC COM	04/14	78409V104	You Bought	0.050	\$345.20000	-	-\$17.26
	04/17	78409V104	You Bought	0.010	345.35110	-	-3.45
	04/27	78409V104	You Sold <i>Transaction cost: \$-0.01 Short-term gain: \$0.13</i>	-0.050	348.00000	17.26	17.39
	04/27	78409V104	You Sold <i>Transaction cost: \$-0.01 Short-term gain: \$0.02</i>	-0.010	348.00000	3.45	3.47
	05/08	78409V104	You Bought	0.050	348.69310	-	-17.43
	05/09	78409V104	You Bought	0.020	354.29509	-	-7.09
	06/12	78409V104	Dividend Received	-	-	-	0.06
	09/07	78409V104	You Bought	0.030	395.11690	-	-11.85
	09/12	78409V104	Dividend Received	-	-	-	0.06
	10/05	78409V104	You Bought	0.030	361.14990	-	-10.83
	11/02	78409V104	You Bought	0.050	345.67827	-	-17.28
	12/12	78409V104	Dividend Received	-	-	-	0.16

YR_CE_BPTJSRBBBPNZK_BBBB 20240109 S



Activity

Account # Y80-813419
FNU GAGAN - INDIVIDUAL - TOD

Security Name	Settlement Date	Symbol/ CUSIP	Transaction Description	Quantity	Price Per Unit	Total Cost Basis	Amount
SBA COMMUNICATIONS CORP NEW CL A	04/14	78410G104	You Bought	0.030	\$266.01630	-	-\$7.98
	05/10	78410G104	You Bought	0.010	238.93670	-	-2.39
	06/13	78410G104	You Sold <i>Transaction cost: \$-0.01</i> <i>Short-term loss: \$1.21</i>	-0.030	226.09000	7.98	6.77
	06/13	78410G104	You Sold <i>Transaction cost: \$-0.01</i> <i>Short-term loss: \$0.14</i>	-0.010	226.09000	2.39	2.25
	06/21	78410G104	Dividend Received	-	-	-	0.03
	08/31	78410G104	You Bought	0.070	223.60260	-	-15.65
	10/05	78410G104	You Sold <i>Short-term loss: \$2.08</i>	-0.070	193.91760	15.65	13.57
	SALESFORCE INC COM	04/14	79466L302	You Bought	0.140	\$191.65000	-
04/27		79466L302	You Sold <i>Transaction cost: \$-0.01</i> <i>Short-term loss: \$0.03</i>	-0.100	191.44000	19.16	19.13
06/06		79466L302	You Bought	0.100	212.38000	-	-21.24
06/13		79466L302	You Bought	0.040	217.14000	-	-8.69
07/07		79466L302	You Bought	0.020	212.87200	-	-4.26
08/04		79466L302	You Bought	0.020	221.89000	-	-4.44
08/31		79466L302	You Bought	0.020	208.78990	-	-4.18
09/07		79466L302	You Bought	0.020	219.09350	-	-4.38
10/05		79466L302	You Bought	0.050	201.36500	-	-10.07
11/02		79466L302	You Bought	0.070	200.52000	-	-14.04
11/06	79466L302	You Bought	0.040	207.03097	-	-8.28	

S
YR_CE_BPTJSRBBBBPNZK_BBBB 20240109



Activity

Account # Y80-813419
FNU GAGAN - INDIVIDUAL - TOD

Security Name	Settlement Date	Symbol/ CUSIP	Transaction Description	Quantity	Price Per Unit	Total Cost Basis	Amount
	12/06	79466L302	You Bought	0.060	253.03690	-	-15.18
SCHLUMBERGER LIMITED COM USD0.01	04/14	806857108	You Bought	0.280	\$51.15000	-	-\$14.32
	05/09	806857108	You Bought	0.060	46.31580	-	-2.78
	06/13	806857108	You Sold <i>Transaction cost: \$-0.01</i> <i>Short-term loss: \$1.00</i>	-0.280	47.61150	14.32	13.32
	06/13	806857108	You Sold <i>Transaction cost: \$-0.01</i> <i>Short-term gain: \$0.07</i>	-0.060	47.61150	2.78	2.85
	07/13	806857108	Dividend Received	-	-	-	0.09
	10/05	806857108	You Bought	0.470	57.72110	-	-27.13
	11/02	806857108	You Bought	0.140	56.36000	-	-7.89
	11/03	806857108	You Bought	0.030	56.55180	-	-1.70
	11/06	806857108	You Bought	0.040	57.03761	-	-2.28
	12/06	806857108	You Sold <i>Short-term loss: \$2.87</i>	-0.470	51.62700	27.13	24.26
	12/06	806857108	You Sold <i>Short-term loss: \$0.66</i>	-0.140	51.62700	7.89	7.23
	12/06	806857108	You Sold <i>Short-term loss: \$0.21</i>	-0.040	51.62700	2.28	2.07
	12/06	806857108	You Sold <i>Short-term loss: \$0.15</i>	-0.030	51.62700	1.70	1.55
SCHWAB CHARLES CORP COM	04/14	808513105	You Bought	0.230	\$51.77500	-	-\$11.91
	04/27	808513105	You Sold <i>Transaction cost: \$-0.01</i> <i>Short-term loss: \$0.03</i>	-0.120	51.61500	6.21	6.18
	05/02	808513105	You Sold <i>Transaction cost: \$-0.01</i>	-0.060	52.02000	3.11	3.11
	05/26	808513105	Dividend Received	-	-	-	0.01

YR_CE_BPTJSRBBPNZK_BBBB 20240109 \$



Activity

Account # Y80-813419
FNU GAGAN - INDIVIDUAL - TOD

Security Name	Settlement Date	Symbol/ CUSIP	Transaction Description	Quantity	Price Per Unit	Total Cost Basis	Amount
	06/06	808513105	You Bought	0.220	54.14000	-	-11.91
	06/13	808513105	You Bought	0.080	55.20500	-	-4.42
	07/07	808513105	You Bought	0.040	56.85964	-	-2.27
	08/25	808513105	Dividend Received	-	-	-	0.10
	09/08	808513105	You Bought	0.080	59.03000	-	-4.72
	10/17	808513105	You Sold <i>Short-term loss: \$0.57</i>	-0.080	51.90000	4.72	4.15
	10/17	808513105	You Sold <i>Short-term loss: \$0.27</i>	-0.080	51.90000	4.42	4.15
	10/17	808513105	You Sold <i>Short-term loss: \$0.19</i>	-0.040	51.90000	2.27	2.08
	11/02	808513105	You Sold <i>Short-term loss: \$0.78</i>	-0.220	50.60000	11.91	11.13
	11/02	808513105	You Sold <i>Short-term loss: \$0.06</i>	-0.050	50.60000	2.59	2.53
	12/06	808513105	You Bought	0.850	62.77772	-	-53.36
SEAGEN INC COM	04/14	81181C104	You Bought	0.020	\$205.27000	-	-\$4.11
	05/11	81181C104	You Bought	0.020	199.60800	-	-3.99
	07/07	81181C104	You Sold <i>Short-term loss: \$0.13</i>	-0.020	193.11140	3.99	3.86
	07/07	81181C104	You Sold <i>Short-term loss: \$0.25</i>	-0.020	193.11140	4.11	3.86
	09/08	81181C104	You Bought	0.040	207.26620	-	-8.29
	12/06	81181C104	You Bought	0.060	212.99500	-	-12.78
SEMPRA COM	04/14	816851109	You Bought	0.080	\$154.84000	-	-\$12.39
	05/02	816851109	You Sold <i>Transaction cost: \$-0.01</i> <i>Short-term gain: \$0.08</i>	-0.080	155.97070	12.39	12.47
	05/08	816851109	You Bought	0.090	153.82000	-	-13.84

YR_CE_BPTJSRBBBBPNZK_BBBB 20240109 S



Activity

Account # Y80-813419
FNU GAGAN - INDIVIDUAL - TOD

Security Name	Settlement Date	Symbol/ CUSIP	Transaction Description	Quantity	Price Per Unit	Total Cost Basis	Amount
	07/07	816851109	You Sold <i>Short-term loss: \$0.79</i>	-0.090	145.05320	13.84	13.05
	07/15	816851109	Dividend Received	-	-	-	0.11
	09/07	816851109	You Bought	0.350	69.37930	-	-24.28
	10/15	816851109	Dividend Received	-	-	-	0.21
	11/02	816851109	You Bought	0.190	69.50120	-	-13.21
SERVICENOW INC COM USD0.001	04/14	81762P102	You Bought	0.030	\$479.30990	-	-\$14.38
	05/09	81762P102	You Bought	0.010	438.03000	-	-4.38
	08/07	81762P102	You Bought	0.010	560.57610	-	-5.61
	09/08	81762P102	You Bought	0.010	597.59000	-	-5.98
	10/17	81762P102	You Sold <i>Short-term loss: \$0.41</i>	-0.010	556.65920	5.98	5.57
	12/06	81762P102	You Bought	0.060	690.42660	-	-41.43
SHERWIN-WILLIAMS CO	04/14	824348106	You Bought	0.040	\$227.36890	-	-\$9.09
	05/11	824348106	You Bought	0.020	229.29990	-	-4.59
	06/02	824348106	Dividend Received	-	-	-	0.04
	09/08	824348106	Dividend Received	-	-	-	0.04
	09/08	824348106	You Bought	0.030	269.04000	-	-8.07
	10/17	824348106	You Sold <i>Short-term loss: \$0.58</i>	-0.030	249.76010	8.07	7.49
	12/06	824348106	You Bought	0.140	283.55500	-	-39.70
	12/08	824348106	Dividend Received	-	-	-	0.04

YR_CE_BPTJSRBBBPNZK_BBBB 20240109



Activity

Account # Y80-813419
FNU GAGAN - INDIVIDUAL - TOD

Security Name	Settlement Date	Symbol/ CUSIP	Transaction Description	Quantity	Price Per Unit	Total Cost Basis	Amount
SIMON PROPERTY GROUP INC	04/14	828806109	You Bought	0.090	\$110.67990	-	-\$9.96
	05/02	828806109	You Sold <i>Transaction cost: \$-0.01</i> <i>Short-term gain: \$0.22</i>	-0.090	113.23000	9.96	10.18
	06/13	828806109	You Bought	0.130	110.35990	-	-14.35
	09/29	828806109	Dividend Received	-	-	-	0.25
	10/05	828806109	You Sold <i>Short-term loss: \$0.98</i>	-0.130	102.86121	14.35	13.37
SKYWORKS SOLUTIONS INC	09/07	83088M102	You Bought	0.190	\$108.94500	-	-\$20.70
	10/17	83088M102	You Sold <i>Short-term loss: \$2.47</i>	-0.190	95.93000	20.70	18.23
SNOWFLAKE INC CL A AVERAGE PRICE TRADE DETAILS ON REQUEST	04/14	833445109	You Bought	0.050	\$144.25766	-	-\$7.21
	05/02	833445109	You Sold <i>Transaction cost: \$-0.01</i> <i>Short-term gain: \$0.10</i>	-0.030	147.85000	4.33	4.43
	05/08	833445109	You Bought	0.040	153.60000	-	-6.14
	05/10	833445109	You Bought	0.010	157.78000	-	-1.58
	08/31	833445109	You Sold <i>Short-term loss: \$0.15</i>	-0.040	149.68000	6.14	5.99
	08/31	833445109	You Sold <i>Short-term gain: \$0.11</i>	-0.020	149.68000	2.88	2.99
	08/31	833445109	You Sold <i>Short-term loss: \$0.08</i>	-0.010	149.68000	1.58	1.50
	10/05	833445109	You Bought	0.120	150.68559	-	-18.08
	11/02	833445109	You Bought	0.040	143.18000	-	-5.73
	12/07	833445109	You Bought	0.040	188.19279	-	-7.53
SOUTHERN CO AVERAGE PRICE TRADE DETAILS ON REQUEST	04/14	842587107	You Bought	0.200	\$72.04691	-	-\$14.41
	05/09	842587107	You Bought	0.080	74.40370	-	-5.95

S
YR_CE_BPTJSRBBBPNZK_BBBB_20240109



Activity

Account # Y80-813419
FNU GAGAN - INDIVIDUAL - TOD

Security Name	Settlement Date	Symbol/ CUSIP	Transaction Description	Quantity	Price Per Unit	Total Cost Basis	Amount
	06/06	842587107	Dividend Received	-	-	-	0.20
	06/13	842587107	You Sold <i>Transaction cost: \$-0.01</i> <i>Short-term loss: \$0.30</i>	-0.080	70.70000	5.95	5.65
	08/04	842587107	You Bought	0.160	71.32826	-	-11.41
	09/06	842587107	Dividend Received	-	-	-	0.25
	09/07	842587107	You Sold <i>Short-term loss: \$1.07</i>	-0.200	66.69010	14.41	13.34
	09/07	842587107	You Sold <i>Short-term loss: \$0.74</i>	-0.160	66.69010	11.41	10.67
	10/17	842587107	You Bought	0.380	66.65000	-	-25.33
	11/02	842587107	You Bought	0.220	67.11020	-	-14.76
	12/06	842587107	Dividend Received	-	-	-	0.42
SOUTHWEST AIRLINES CO	10/05	844741108	You Bought	0.620	\$27.22990	-	-\$16.88
	11/06	844741108	You Sold <i>Short-term loss: \$2.74</i>	-0.620	22.80781	16.88	14.14
SPLUNK INC COM USD0.001 EXEC ON MULT EXCHG DETAILS ON REQUEST AVERAGE PRICE TRADE DETAILS ON REQUEST	11/06	848637104	You Bought	0.120	\$146.73351	-	-\$17.61
BLOCK INC CL A	04/14	852234103	You Bought	0.110	\$64.81640	-	-\$7.13
	05/09	852234103	You Bought	0.040	60.52000	-	-2.42
	07/07	852234103	You Bought	0.040	66.19430	-	-2.65
	08/31	852234103	You Sold <i>Short-term loss: \$0.89</i>	-0.110	56.74110	7.13	6.24
	08/31	852234103	You Sold <i>Short-term loss: \$0.38</i>	-0.040	56.74110	2.65	2.27
	08/31	852234103	You Sold <i>Short-term loss: \$0.15</i>	-0.040	56.74110	2.42	2.27
	10/17	852234103	You Bought	0.370	44.02939	-	-16.29

S
YR_CE_BPTJSRBBPNZK_BBBB 20240109



Activity

Account # Y80-813419
FNU GAGAN - INDIVIDUAL - TOD

Security Name	Settlement Date	Symbol/ CUSIP	Transaction Description	Quantity	Price Per Unit	Total Cost Basis	Amount
	12/07	852234103	You Bought	0.090	63.92080	-	-5.75
STARBUCKS CORP COM USD0.001	04/14	855244109	You Bought	0.190	\$106.03920	-	-\$20.15
	04/27	855244109	You Sold <i>Transaction cost: \$-0.01 Short-term gain: \$0.36</i>	-0.080	110.66120	8.48	8.84
	05/08	855244109	You Bought	0.060	104.56520	-	-6.27
	05/09	855244109	You Bought	0.050	106.50940	-	-5.33
	05/26	855244109	Dividend Received	-	-	-	0.12
	06/13	855244109	You Sold <i>Transaction cost: \$-0.01 Short-term loss: \$0.84</i>	-0.110	98.57000	11.67	10.83
	06/13	855244109	You Sold <i>Transaction cost: \$-0.01 Short-term loss: \$0.41</i>	-0.050	98.57000	5.33	4.92
	07/07	855244109	You Sold <i>Short-term loss: \$0.36</i>	-0.060	98.50500	6.27	5.91
	08/31	855244109	You Bought	0.320	98.39990	-	-31.49
	09/07	855244109	You Bought	0.080	97.13000	-	-7.77
	10/05	855244109	You Bought	0.110	90.07140	-	-9.91
	11/02	855244109	You Bought	0.120	93.00700	-	-11.16
	11/24	855244109	Dividend Received	-	-	-	0.36
STATE STREET CORP	04/14	857477103	You Bought	0.100	\$78.15110	-	-\$7.82
	05/11	857477103	You Bought	0.060	68.73520	-	-4.12
	07/07	857477103	You Sold <i>Short-term loss: \$0.43</i>	-0.100	73.91000	7.82	7.39
	07/07	857477103	You Sold <i>Short-term gain: \$0.31</i>	-0.060	73.91000	4.12	4.43
	07/13	857477103	Dividend Received	-	-	-	0.10

YR_CE_BPTJSRBBPNZK_BBBB 20240109 S



Activity

Account # Y80-813419
FNU GAGAN - INDIVIDUAL - TOD

Security Name	Settlement Date	Symbol/ CUSIP	Transaction Description	Quantity	Price Per Unit	Total Cost Basis	Amount
	10/17	857477103	You Bought	0.260	65.25850	-	-16.97
	11/03	857477103	You Bought	0.100	65.36935	-	-6.54
STEEL DYNAMICS INC	06/13	858119100	You Bought	0.080	\$100.50360	-	-\$8.04
	07/14	858119100	Dividend Received	-	-	-	0.03
	10/16	858119100	Dividend Received	-	-	-	0.03
	11/06	858119100	You Sold <i>Short-term gain: \$0.80</i>	-0.080	110.51620	8.04	8.84
STRYKER CORPORATION COM	04/14	863667101	You Bought	0.050	\$293.32510	-	-\$14.67
	04/27	863667101	You Sold <i>Transaction cost: \$-0.01</i> <i>Short-term gain: \$0.23</i>	-0.030	301.25000	8.80	9.03
	05/08	863667101	You Bought	0.030	285.10000	-	-8.55
	05/09	863667101	You Bought	0.020	284.64000	-	-5.69
	06/13	863667101	You Sold <i>Transaction cost: \$-0.01</i> <i>Short-term loss: \$0.37</i>	-0.020	275.41320	5.87	5.50
	07/31	863667101	Dividend Received	-	-	-	0.04
	08/04	863667101	You Bought	0.040	277.05000	-	-11.08
	09/07	863667101	You Bought	0.030	284.55000	-	-8.54
	10/17	863667101	You Sold <i>Short-term loss: \$0.79</i>	-0.040	257.32970	11.08	10.29
	10/17	863667101	You Sold <i>Short-term loss: \$0.83</i>	-0.030	257.32970	8.55	7.72
	10/17	863667101	You Sold <i>Short-term loss: \$0.82</i>	-0.030	257.32970	8.54	7.72
	10/17	863667101	You Sold <i>Short-term loss: \$0.54</i>	-0.020	257.32970	5.69	5.15
	10/31	863667101	Dividend Received	-	-	-	0.09

S
YR_CE_BPTJSRBBBBPNZKBBBB 20240109



Activity

Account # Y80-813419
FNU GAGAN - INDIVIDUAL - TOD

Security Name	Settlement Date	Symbol/ CUSIP	Transaction Description	Quantity	Price Per Unit	Total Cost Basis	Amount
	12/06	863667101	You Bought	0.200	296.22500	-	-59.25
SYNOPSIS INC	04/14	871607107	You Bought	0.030	\$381.87000	-	-\$11.46
	05/09	871607107	You Bought	0.010	371.99740	-	-3.72
	10/05	871607107	You Bought	0.020	456.52000	-	-9.13
	11/02	871607107	You Bought	0.010	464.35000	-	-4.64
	12/06	871607107	You Bought	0.020	531.41000	-	-10.63
SYSCO CORP	06/13	871829107	You Bought	0.180	\$72.57000	-	-\$13.06
	07/28	871829107	Dividend Received	-	-	-	0.09
	08/31	871829107	You Sold <i>Short-term loss: \$0.46</i>	-0.180	69.99010	13.06	12.60
	10/05	871829107	You Bought	0.380	64.51500	-	-24.52
	10/27	871829107	Dividend Received	-	-	-	0.19
TJX COMPANIES INC	04/14	872540109	You Bought	0.190	\$78.07000	-	-\$14.83
	04/27	872540109	You Sold <i>Transaction cost: \$-0.01</i> <i>Short-term loss: \$0.03</i>	-0.160	77.93000	12.49	12.46
	06/01	872540109	Dividend Received	-	-	-	0.01
	06/06	872540109	You Bought	0.210	77.45620	-	-16.27
	06/13	872540109	You Bought	0.050	78.92895	-	-3.95
	08/04	872540109	You Bought	0.110	86.05000	-	-9.47
	08/31	872540109	Dividend Received	-	-	-	0.13
	11/02	872540109	You Bought	0.150	87.87500	-	-13.18
	11/30	872540109	Dividend Received	-	-	-	0.18

S
YR_CE_BPTJSRBBPNZK_BBBB 20240109



Activity

Account # Y80-813419
FNU GAGAN - INDIVIDUAL - TOD

Security Name	Settlement Date	Symbol/ CUSIP	Transaction Description	Quantity	Price Per Unit	Total Cost Basis	Amount
	12/06	872540109	You Bought	0.160	89.24710	-	-14.28
T-MOBILE US INC COM	04/14	872590104	You Bought	0.090	\$150.37000	-	-\$13.53
	05/11	872590104	You Bought	0.040	142.87790	-	-5.72
	06/13	872590104	You Sold <i>Transaction cost: \$-0.01 Short-term loss: \$1.81</i>	-0.090	130.36060	13.53	11.72
	06/13	872590104	You Sold <i>Transaction cost: \$-0.01 Short-term loss: \$0.52</i>	-0.040	130.36060	5.72	5.20
	08/04	872590104	You Bought	0.190	135.68000	-	-25.78
	09/08	872590104	You Bought	0.010	136.97000	-	-1.37
	11/02	872590104	You Bought	0.070	143.30000	-	-10.03
	12/15	872590104	Dividend Received	-	-	-	0.18
TARGET CORP AVERAGE PRICE TRADE DETAILS ON REQUEST	04/14	87612E106	You Bought	0.070	\$168.41245	-	-\$11.79
	05/11	87612E106	You Bought	0.030	157.58000	-	-4.73
	06/10	87612E106	Dividend Received	-	-	-	0.11
	06/13	87612E106	You Sold <i>Transaction cost: \$-0.01 Short-term loss: \$2.73</i>	-0.070	129.63500	11.79	9.06
	06/13	87612E106	You Sold <i>Transaction cost: \$-0.01 Short-term loss: \$0.85</i>	-0.030	129.63500	4.73	3.88
	08/04	87612E106	You Bought	0.150	132.76990	-	-19.92
	09/07	87612E106	You Sold <i>Short-term loss: \$0.06</i>	-0.010	126.71962	1.33	1.27
	09/08	87612E106	You Sold <i>Short-term loss: \$1.12</i>	-0.140	124.79000	18.59	17.47
	09/10	87612E106	Dividend Received	-	-	-	0.17

YR_CE_BPTJSRBBBPNZK_BBBB 20240109



Activity

Account # Y80-813419
FNU GAGAN - INDIVIDUAL - TOD

Security Name	Settlement Date	Symbol/ CUSIP	Transaction Description	Quantity	Price Per Unit	Total Cost Basis	Amount
	10/17	87612E106	You Bought	0.230	111.55728	-	-25.66
	11/02	87612E106	You Bought	0.060	109.46839	-	-6.57
	12/10	87612E106	Dividend Received	-	-	-	0.32
TARGA RESOURCES CORP	06/13	87612G101	You Bought	0.200	\$71.24000	-	-\$14.25
	08/15	87612G101	Dividend Received	-	-	-	0.10
	11/15	87612G101	Dividend Received	-	-	-	0.10
	12/07	87612G101	You Bought	0.130	88.30230	-	-11.48
TERADYNE INC COM USD0.125	10/05	880770102	You Bought	0.240	\$99.51000	-	-\$23.88
	11/02	880770102	You Bought	0.100	83.43535	-	-8.34
	12/06	880770102	You Sold <i>Short-term loss: \$1.66</i>	-0.240	92.58000	23.88	22.22
	12/06	880770102	You Sold <i>Short-term gain: \$0.92</i>	-0.100	92.58000	8.34	9.26
	12/20	880770102	Dividend Received	-	-	-	0.04
TESLA INC COM	04/14	88160R101	You Bought	0.380	\$187.42990	-	-\$71.22
	04/17	88160R101	You Bought	0.010	184.17690	-	-1.84
	05/11	88160R101	You Bought	0.050	168.30500	-	-8.42
	06/06	88160R101	You Bought	0.020	212.62000	-	-4.25
	06/13	88160R101	You Bought	0.050	249.30000	-	-12.47
	07/07	88160R101	You Bought	0.030	280.18741	-	-8.41
	08/04	88160R101	You Bought	0.060	255.49901	-	-15.33
	08/07	88160R101	You Bought	0.020	255.16930	-	-5.10

YR_CE_BPTJSRBBBBPNZK_BBBBB_20240109



Activity

Account # Y80-813419
FNU GAGAN - INDIVIDUAL - TOD

Security Name	Settlement Date	Symbol/ CUSIP	Transaction Description	Quantity	Price Per Unit	Total Cost Basis	Amount
	09/07	88160R101	You Bought	0.070	249.70000	-	-17.48
	09/08	88160R101	You Bought	0.020	248.61980	-	-4.97
	10/05	88160R101	You Bought	0.070	248.02708	-	-17.36
	11/02	88160R101	You Bought	0.240	200.06410	-	-48.02
	11/03	88160R101	You Bought	0.040	198.87132	-	-7.95
	11/06	88160R101	You Bought	0.070	216.73036	-	-15.17
	12/06	88160R101	You Bought	0.190	238.35990	-	-45.29
	12/07	88160R101	You Bought	0.030	240.44000	-	-7.21
TEXAS INSTRUMENTS INC COM USD1.00	04/14	882508104	You Bought	0.130	\$179.75710	-	-\$23.37
	05/09	882508104	You Bought	0.030	163.09320	-	-4.89
	05/16	882508104	Dividend Received	-	-	-	0.16
	06/13	882508104	You Sold <i>Transaction cost: \$-0.01 Short-term loss: \$0.26</i>	-0.040	173.56374	7.19	6.93
	08/04	882508104	You Bought	0.130	174.57500	-	-22.69
	08/15	882508104	Dividend Received	-	-	-	0.15
	09/07	882508104	You Sold <i>Short-term loss: \$0.86</i>	-0.080	168.95300	14.38	13.52
	09/08	882508104	You Sold <i>Short-term loss: \$0.10</i>	-0.010	169.58500	1.80	1.70
	10/05	882508104	You Sold <i>Short-term loss: \$2.06 Short-term disallowed loss: \$2.06 Wash sale of: 10/03/2023 \$2.06</i>	-0.130	158.68000	22.69	20.63

YR_CE_BPTJSRBBBPNZK_BBBB 20240109 S



Activity

Account # Y80-813419
FNU GAGAN - INDIVIDUAL - TOD

Security Name	Settlement Date	Symbol/ CUSIP	Transaction Description	Quantity	Price Per Unit	Total Cost Basis	Amount
	10/05	882508104	You Sold <i>Short-term loss: \$0.13</i> <i>Short-term disallowed loss: \$0.13</i> <i>Wash sale of: 10/03/2023</i> <i>\$0.13</i>	-0.030	158.68000	4.89	4.76
	11/06	882508104	You Bought	0.310	146.57825	-	-45.44
	12/06	882508104	You Bought	0.190	155.62940	-	-29.57
THE TRADE DESK INC COM CL A	04/14	88339J105	You Bought	0.090	\$61.73560	-	-\$5.56
	05/02	88339J105	You Sold <i>Transaction cost: \$-0.01</i> <i>Short-term gain: \$0.19</i>	-0.060	65.10000	3.71	3.90
	05/08	88339J105	You Bought	0.050	63.03500	-	-3.15
	05/09	88339J105	You Bought	0.030	61.88500	-	-1.86
	07/07	88339J105	You Bought	0.040	77.16990	-	-3.09
	10/05	88339J105	You Bought	0.080	77.09000	-	-6.17
	11/06	88339J105	You Sold <i>Short-term loss: \$0.14</i>	-0.080	75.40843	6.17	6.03
	11/06	88339J105	You Sold <i>Short-term gain: \$0.62</i>	-0.050	75.40843	3.15	3.77
	11/06	88339J105	You Sold <i>Short-term loss: \$0.07</i>	-0.040	75.40843	3.09	3.02
	11/06	88339J105	You Sold <i>Short-term gain: \$0.41</i>	-0.030	75.40843	1.85	2.26
	11/06	88339J105	You Sold <i>Short-term gain: \$0.40</i>	-0.030	75.40843	1.86	2.26
THERMO FISHER SCIENTIFIC INC	04/14	883556102	You Bought	0.060	\$584.03640	-	-\$35.04
	05/10	883556102	You Bought	0.010	544.62500	-	-5.45
	06/13	883556102	You Sold <i>Transaction cost: \$-0.01</i> <i>Short-term loss: \$3.86</i>	-0.060	519.80000	35.04	31.18

S
YR_CE_BPTJSRBBPNZK_BBBB_20240109



Activity

Account # Y80-813419
FNU GAGAN - INDIVIDUAL - TOD

Security Name	Settlement Date	Symbol/ CUSIP	Transaction Description	Quantity	Price Per Unit	Total Cost Basis	Amount
	07/07	883556102	You Sold <i>Short-term loss: \$0.25</i>	-0.010	520.42000	5.45	5.20
	08/31	883556102	You Bought	0.110	548.50990	-	-60.34
	09/08	883556102	You Bought	0.010	540.07000	-	-5.40
	10/05	883556102	You Bought	0.030	499.20500	-	-14.98
	10/13	883556102	Dividend Received	-	-	-	0.04
	11/02	883556102	You Bought	0.030	444.49310	-	-13.33
	12/06	883556102	You Sold <i>Short-term loss: \$4.87</i>	-0.090	494.41000	49.37	44.50
3M CO	04/14	88579Y101	You Bought	0.110	\$104.20000	-	-\$11.46
	04/17	88579Y101	You Bought	0.040	105.08698	-	-4.20
	04/27	88579Y101	You Sold <i>Transaction cost: \$-0.01</i> <i>Short-term gain: \$0.09</i>	-0.070	105.59500	7.29	7.38
	04/27	88579Y101	You Sold <i>Transaction cost: \$-0.01</i> <i>Short-term gain: \$0.01</i>	-0.040	105.59500	4.20	4.21
	05/08	88579Y101	You Bought	0.070	101.70092	-	-7.12
	05/11	88579Y101	You Bought	0.050	100.91870	-	-5.05
	06/12	88579Y101	Dividend Received	-	-	-	0.24
	08/07	88579Y101	You Bought	0.090	107.84170	-	-9.71
	09/12	88579Y101	Dividend Received	-	-	-	0.38
	10/05	88579Y101	You Sold <i>Short-term loss: \$1.68</i> <i>Short-term disallowed loss: \$1.68</i> <i>Wash sale of: 10/03/2023</i> <i>\$1.68</i>	-0.090	89.27230	9.71	8.03

YR_CE_BPTJSRBBBPNZK_BBBB 20240109 \$



Activity

Account # Y80-813419
FNU GAGAN - INDIVIDUAL - TOD

Security Name	Settlement Date	Symbol/ CUSIP	Transaction Description	Quantity	Price Per Unit	Total Cost Basis	Amount
	10/05	88579Y101	You Sold <i>Short-term loss: \$0.87</i> <i>Short-term disallowed loss: \$0.87</i> <i>Wash sale of: 10/03/2023 \$0.87</i>	-0.070	89.27230	7.12	6.25
	10/05	88579Y101	You Sold <i>Short-term loss: \$0.59</i> <i>Short-term disallowed loss: \$0.59</i> <i>Wash sale of: 10/03/2023 \$0.59</i>	-0.050	89.27230	5.05	4.46
	10/05	88579Y101	You Sold <i>Short-term loss: \$0.60</i> <i>Short-term disallowed loss: \$0.60</i> <i>Wash sale of: 10/03/2023 \$0.60</i>	-0.040	89.27230	4.17	3.57
	11/06	88579Y101	You Bought	0.350	91.89717	-	-32.16
	12/12	88579Y101	Dividend Received	-	-	-	0.53
TRACTOR SUPPLY CO	04/14	892356106	You Bought	0.030	\$239.08000	-	-\$7.17
	05/02	892356106	You Sold <i>Transaction cost: \$-0.01</i> <i>Short-term loss: \$0.08</i>	-0.020	235.74000	4.78	4.70
	06/06	892356106	You Sold <i>Transaction cost: \$-0.01</i> <i>Short-term loss: \$0.30</i>	-0.010	210.28000	2.39	2.09
	06/13	892356106	Dividend Received	-	-	-	0.01
	09/07	892356106	You Bought	0.070	218.80500	-	-15.32
	10/17	892356106	You Sold <i>Short-term loss: \$1.42</i>	-0.070	198.56000	15.32	13.90
TRANSDIGM GROUP INC AVERAGE PRICE TRADE	04/14	893641100	You Bought	0.010	\$746.37881	-	-\$7.46
DETAILS ON REQUEST	04/17	893641100	You Bought	0.010	745.04881	-	-7.45

S
YR_CE_BPTJSRBBBPNZK_BBBB 20240109



Activity

Account # Y80-813419
FNU GAGAN - INDIVIDUAL - TOD

Security Name	Settlement Date	Symbol/ CUSIP	Transaction Description	Quantity	Price Per Unit	Total Cost Basis	Amount
	05/02	893641100	You Sold <i>Transaction cost: \$-0.01</i> <i>Short-term gain: \$0.17</i>	-0.010	763.70420	7.46	7.63
	05/09	893641100	You Bought	0.010	769.25726	-	-7.69
	11/02	893641100	You Bought	0.020	822.31155	-	-16.45
	11/27	893641100	Dividend Received	-	-	-	1.40
TRAVELERS COMPANIES INC COM STK NPV AVERAGE PRICE TRADE DETAILS ON REQUEST	04/14	89417E109	You Bought	0.060	\$172.96794	-	-\$10.38
	06/30	89417E109	Dividend Received	-	-	-	0.06
	08/04	89417E109	You Bought	0.060	171.56500	-	-10.29
	09/07	89417E109	You Sold <i>Short-term loss: \$0.56</i>	-0.060	162.19100	10.29	9.73
	09/07	89417E109	You Sold <i>Short-term loss: \$0.65</i>	-0.060	162.19100	10.38	9.73
	11/02	89417E109	You Bought	0.190	167.36000	-	-31.80
	12/29	89417E109	Dividend Received	-	-	-	0.19
TRUIST FINL CORP COM AVERAGE PRICE TRADE DETAILS ON REQUEST	04/14	89832Q109	You Bought	0.310	\$33.54239	-	-\$10.40
	06/01	89832Q109	Dividend Received	-	-	-	0.16
	06/06	89832Q109	You Sold <i>Transaction cost: \$-0.01</i> <i>Short-term loss: \$0.63</i>	-0.310	31.56000	10.40	9.77
	07/07	89832Q109	You Bought	0.430	31.05090	-	-13.35
	08/31	89832Q109	You Sold <i>Short-term loss: \$0.49</i>	-0.430	29.91500	13.35	12.86
	09/01	89832Q109	Dividend Received	-	-	-	0.22
	10/05	89832Q109	You Bought	0.860	27.15000	-	-23.35

S
YR_CE_BPTJSRBBPNZK_BBBB 20240109



Activity

Account # Y80-813419
FNU GAGAN - INDIVIDUAL - TOD

Security Name	Settlement Date	Symbol/ CUSIP	Transaction Description	Quantity	Price Per Unit	Total Cost Basis	Amount
	11/03	89832Q109	You Bought	0.270	28.49988	-	-7.69
	12/01	89832Q109	Dividend Received	-	-	-	0.59
TYLER TECHNOLOGIES INC	05/08	902252105	You Bought	0.020	\$383.29960	-	-\$7.67
	05/11	902252105	You Bought	0.010	385.63340	-	-3.86
	11/02	902252105	You Sold <i>Short-term loss: \$0.30</i>	-0.020	368.74590	7.67	7.37
	11/02	902252105	You Sold <i>Short-term loss: \$0.17</i>	-0.010	368.74590	3.86	3.69
US BANCORP AVERAGE PRICE TRADE DETAILS ON REQUEST	04/14	902973304	You Bought	0.290	\$35.39794	-	-\$10.27
	04/17	902973304	You Bought	0.100	35.23500	-	-3.52
	06/06	902973304	You Sold <i>Transaction cost: \$-0.01</i> <i>Short-term loss: \$1.22</i>	-0.290	31.23107	10.27	9.05
	06/06	902973304	You Sold <i>Transaction cost: \$-0.01</i> <i>Short-term loss: \$0.41</i>	-0.100	31.23107	3.52	3.11
	07/07	902973304	You Bought	0.510	33.27196	-	-16.97
	09/07	902973304	You Bought	0.260	37.10990	-	-9.65
	10/16	902973304	Dividend Received	-	-	-	0.37
	10/17	902973304	You Sold <i>Short-term loss: \$1.22</i>	-0.260	32.44010	9.65	8.43
	11/02	902973304	You Sold <i>Short-term loss: \$1.11</i>	-0.510	31.09010	16.97	15.86
UBER TECHNOLOGIES INC COM	04/14	90353T100	You Bought	0.320	\$30.66990	-	-\$9.81
	04/27	90353T100	You Sold <i>Transaction cost: \$-0.01</i> <i>Short-term loss: \$0.21</i>	-0.300	29.99500	9.20	8.99
	06/06	90353T100	You Bought	0.310	39.06000	-	-12.11
	06/13	90353T100	You Bought	0.100	40.82000	-	-4.08

S
YR_CE_BPTJSRBBPNZK_BBBB 20240109



Activity

Account # Y80-813419
FNU GAGAN - INDIVIDUAL - TOD

Security Name	Settlement Date	Symbol/ CUSIP	Transaction Description	Quantity	Price Per Unit	Total Cost Basis	Amount
	08/07	90353T100	You Bought	0.070	47.47000	-	-3.32
	09/07	90353T100	You Bought	0.090	46.52000	-	-4.19
	10/05	90353T100	You Bought	0.080	44.94990	-	-3.60
	11/02	90353T100	You Bought	0.180	42.75000	-	-7.70
	11/06	90353T100	You Bought	0.110	46.55248	-	-5.12
	12/07	90353T100	You Bought	0.120	58.31560	-	-7.00
ULTA BEAUTY INC COM	04/14	90384S303	You Bought	0.010	\$529.60000	-	-\$5.30
	06/06	90384S303	You Sold <i>Transaction cost: \$-0.01</i> <i>Short-term loss: \$1.17</i>	-0.010	413.81944	5.30	4.13
UNION PAC CORP COM	04/14	907818108	You Bought	0.100	\$199.80000	-	-\$19.98
	04/27	907818108	You Sold <i>Transaction cost: \$-0.01</i> <i>Short-term loss: \$0.35</i>	-0.080	195.54860	15.98	15.63
	06/06	907818108	You Bought	0.100	198.90000	-	-19.89
	06/13	907818108	You Bought	0.020	200.25000	-	-4.01
	06/30	907818108	Dividend Received	-	-	-	0.03
	09/07	907818108	You Bought	0.060	217.16970	-	-13.03
	09/29	907818108	Dividend Received	-	-	-	0.18
	10/05	907818108	You Bought	0.040	203.53500	-	-8.14
	11/02	907818108	You Bought	0.040	206.33930	-	-8.25
	12/28	907818108	Dividend Received	-	-	-	0.36

YR_CE_BPTJSRBBPNZK_BBBB 20240109 S



Activity

Account # Y80-813419
FNU GAGAN - INDIVIDUAL - TOD

Security Name	Settlement Date	Symbol/ CUSIP	Transaction Description	Quantity	Price Per Unit	Total Cost Basis	Amount
UNITED PARCEL SERVICE INC CL B	04/14	911312106	You Bought	0.110	\$193.60610	-	-\$21.30
	04/27	911312106	You Sold <i>Transaction cost: \$-0.01</i> <i>Short-term loss: \$0.65</i>	-0.040	177.68440	7.75	7.10
	06/01	911312106	Dividend Received	-	-	-	0.11
	06/06	911312106	You Sold <i>Transaction cost: \$-0.01</i> <i>Short-term loss: \$1.76</i>	-0.070	168.55000	13.55	11.79
	07/07	911312106	You Bought	0.150	179.67990	-	-26.95
	08/07	911312106	You Bought	0.040	183.74990	-	-7.35
	08/31	911312106	Dividend Received	-	-	-	0.31
	09/07	911312106	You Sold <i>Short-term loss: \$1.94</i>	-0.150	166.76350	26.95	25.01
	09/07	911312106	You Sold <i>Short-term loss: \$0.68</i>	-0.040	166.76350	7.35	6.67
	10/17	911312106	You Bought	0.260	156.77550	-	-40.76
	11/02	911312106	You Bought	0.130	139.15000	-	-18.09
	11/30	911312106	Dividend Received	-	-	-	0.63
	UNITED RENTALS INC	04/14	911363109	You Bought	0.020	\$373.91000	-
05/11		911363109	You Bought	0.010	336.75640	-	-3.37
05/24		911363109	Dividend Received	-	-	-	0.03
08/23		911363109	Dividend Received	-	-	-	0.04
11/02		911363109	You Bought	0.030	402.75580	-	-12.08
11/22		911363109	Dividend Received	-	-	-	0.09

YR_CE_BPTJSRBBBBPNZK_BBBBB 20240109



Activity

Account # Y80-813419
FNU GAGAN - INDIVIDUAL - TOD

Security Name	Settlement Date	Symbol/ CUSIP	Transaction Description	Quantity	Price Per Unit	Total Cost Basis	Amount
UNITEDHEALTH GROUP INC	04/14	91324P102	You Bought	0.130	\$525.14990	-	-\$68.27
	05/10	91324P102	You Bought	0.010	492.50500	-	-4.93
	05/11	91324P102	You Bought	0.020	496.41000	-	-9.93
	06/13	91324P102	You Bought	0.030	493.98940	-	-14.82
	06/27	91324P102	Dividend Received	-	-	-	0.36
	07/07	91324P102	You Bought	0.010	474.40430	-	-4.74
	08/04	91324P102	You Bought	0.010	505.08100	-	-5.05
	08/07	91324P102	You Bought	0.010	503.59000	-	-5.04
	09/07	91324P102	You Sold <i>Short-term loss: \$1.73</i>	-0.040	482.10500	21.01	19.28
	09/08	91324P102	You Sold <i>Short-term loss: \$0.94</i>	-0.020	478.11500	10.50	9.56
	09/19	91324P102	Dividend Received	-	-	-	0.30
	10/17	91324P102	You Bought	0.110	537.01000	-	-59.07
	11/02	91324P102	You Bought	0.080	534.18000	-	-42.73
	11/03	91324P102	You Bought	0.010	534.99756	-	-5.35
	12/06	91324P102	You Bought	0.060	547.98600	-	-32.88
12/12	91324P102	Dividend Received	-	-	-	0.68	
VALERO ENERGY CORP COM	04/14	91913Y100	You Bought	0.070	\$134.53000	-	-\$9.42
	05/11	91913Y100	You Bought	0.030	107.95360	-	-3.24
	06/13	91913Y100	You Sold <i>Transaction cost: \$-0.01</i> <i>Short-term loss: \$1.60</i>	-0.070	111.91360	9.42	7.82

YR_CE_BPTJSRBBBPNZK_BBBB 20240109



Activity

Account # Y80-813419
FNU GAGAN - INDIVIDUAL - TOD

Security Name	Settlement Date	Symbol/ CUSIP	Transaction Description	Quantity	Price Per Unit	Total Cost Basis	Amount
	06/13	91913Y100	You Sold <i>Transaction cost: \$-0.01</i> <i>Short-term gain: \$0.11</i>	-0.030	111.91360	3.24	3.35
	06/22	91913Y100	Dividend Received	-	-	-	0.10
	08/31	91913Y100	You Bought	0.100	129.80580	-	-12.98
	11/02	91913Y100	You Bought	0.050	124.62000	-	-6.23
	11/06	91913Y100	You Bought	0.030	128.71778	-	-3.86
	12/06	91913Y100	You Bought	0.140	124.64000	-	-17.45
	12/20	91913Y100	Dividend Received	-	-	-	0.18
VEEVA SYSTEMS INC	09/07	922475108	You Bought	0.080	\$214.82400	-	-\$17.19
	11/02	922475108	You Sold <i>Short-term loss: \$1.85</i>	-0.080	191.69260	17.19	15.34
VERISIGN INC	05/08	92343E102	You Bought	0.050	\$221.25410	-	-\$11.06
	05/09	92343E102	You Bought	0.020	221.85000	-	-4.44
	07/07	92343E102	You Sold	-0.010	221.62000	2.22	2.22
	08/04	92343E102	You Sold <i>Short-term loss: \$0.70</i>	-0.050	207.18010	11.06	10.36
	08/04	92343E102	You Sold <i>Short-term loss: \$0.15</i>	-0.010	207.18010	2.22	2.07
VERIZON COMMUNICATIONS INC	04/14	92343V104	You Bought	0.610	\$39.45990	-	-\$24.07
	05/11	92343V104	You Bought	0.160	37.52990	-	-6.00
	06/13	92343V104	You Sold <i>Transaction cost: \$-0.01</i> <i>Short-term loss: \$2.48</i>	-0.610	35.41000	24.07	21.59
	06/13	92343V104	You Sold <i>Transaction cost: \$-0.01</i> <i>Short-term loss: \$0.34</i>	-0.160	35.41000	6.00	5.66
	08/04	92343V104	You Bought	1.130	33.52939	-	-37.89

S
YR_CE_BPTJSRBBPNZK_BBBB_20240109



Activity

Account # Y80-813419
FNU GAGAN - INDIVIDUAL - TOD

Security Name	Settlement Date	Symbol/ CUSIP	Transaction Description	Quantity	Price Per Unit	Total Cost Basis	Amount
	08/31	92343V104	You Bought	0.100	34.43500	-	-3.44
	09/07	92343V104	You Bought	0.190	34.54817	-	-6.56
	10/17	92343V104	You Sold <i>Short-term loss: \$2.79</i>	-1.130	31.06059	37.89	35.10
	10/17	92343V104	You Sold <i>Short-term loss: \$0.66</i>	-0.190	31.06059	6.56	5.90
	10/17	92343V104	You Sold <i>Short-term loss: \$0.33</i>	-0.100	31.06059	3.44	3.11
	11/01	92343V104	Dividend Received	-	-	-	0.94
	12/06	92343V104	You Bought	2.330	38.35506	-	-89.37
VERISK ANALYTICS INC COM	04/14	92345Y106	You Bought	0.050	\$192.99740	-	-\$9.65
	04/27	92345Y106	You Sold <i>Transaction cost: \$-0.01</i> <i>Short-term gain: \$0.02</i>	-0.030	194.14960	5.79	5.81
	05/08	92345Y106	You Bought	0.020	207.45265	-	-4.15
	06/30	92345Y106	Dividend Received	-	-	-	0.01
	08/07	92345Y106	You Bought	0.030	234.94500	-	-7.05
	09/29	92345Y106	Dividend Received	-	-	-	0.02
	11/02	92345Y106	You Sold <i>Short-term loss: \$0.28</i>	-0.030	225.52000	7.05	6.77
	11/02	92345Y106	You Sold <i>Short-term gain: \$0.36</i>	-0.020	225.52000	4.15	4.51
	11/02	92345Y106	You Sold <i>Short-term gain: \$0.65</i>	-0.020	225.52000	3.86	4.51
	12/06	92345Y106	You Bought	0.150	242.41390	-	-36.36
	12/29	92345Y106	Dividend Received	-	-	-	0.05

YR_CE_BPTJSRBBBPNZK_BBBB 20240109 S



Activity

Account # Y80-813419
FNU GAGAN - INDIVIDUAL - TOD

Security Name	Settlement Date	Symbol/ CUSIP	Transaction Description	Quantity	Price Per Unit	Total Cost Basis	Amount
VERTEX PHARMACEUTICALS INC	04/14	92532F100	You Bought	0.040	\$327.00000	-	-\$13.08
	04/27	92532F100	You Sold <i>Transaction cost: \$-0.01</i> <i>Short-term gain: \$0.20</i>	-0.030	334.02040	9.81	10.01
	05/08	92532F100	You Bought	0.030	347.68100	-	-10.43
	05/09	92532F100	You Bought	0.010	349.25140	-	-3.49
	06/13	92532F100	You Bought	0.020	333.41495	-	-6.67
	10/05	92532F100	You Bought	0.040	342.97620	-	-13.72
	11/03	92532F100	You Bought	0.010	366.16538	-	-3.66
	12/06	92532F100	You Bought	0.040	349.72450	-	-13.99
VIATRIS INC COM	06/06	92556V106	You Bought	0.790	\$9.26000	-	-\$7.32
	09/15	92556V106	Dividend Received	-	-	-	0.09
	11/02	92556V106	You Sold <i>Short-term loss: \$0.34</i>	-0.790	8.83006	7.32	6.98
VICI PPTYS INC COM AVERAGE PRICE TRADE DETAILS ON REQUEST	06/06	925652109	You Bought	0.400	\$31.38518	-	-\$12.55
	07/06	925652109	Dividend Received	-	-	-	0.16
	09/07	925652109	You Bought	0.270	31.17563	-	-8.42
	10/05	925652109	Dividend Received	-	-	-	0.28
	10/17	925652109	You Sold <i>Short-term loss: \$0.93</i>	-0.400	29.05060	12.55	11.62
	10/17	925652109	You Sold <i>Short-term loss: \$0.58</i>	-0.270	29.05060	8.42	7.84
VISA INC AVERAGE PRICE TRADE DETAILS ON REQUEST	04/14	92826C839	You Bought	0.230	\$230.68609	-	-\$53.06
	04/27	92826C839	You Sold <i>Transaction cost: \$-0.01</i> <i>Short-term gain: \$0.10</i>	-0.080	232.13180	18.46	18.56

S
YR_CE_BPTJSRBBPNZK_BBBB 20240109



Activity

Account # Y80-813419
FNU GAGAN - INDIVIDUAL - TOD

Security Name	Settlement Date	Symbol/ CUSIP	Transaction Description	Quantity	Price Per Unit	Total Cost Basis	Amount
	05/08	92826C839	You Bought	0.060	223.90540	-	-13.43
	05/09	92826C839	You Bought	0.030	229.72475	-	-6.89
	05/11	92826C839	You Bought	0.030	232.27990	-	-6.97
	06/01	92826C839	Dividend Received	-	-	-	0.12
	06/01	92826C839	Dividend Adjustment	-	-	-	-0.12
	06/01	92826C839	Dividend Received	-	-	-	0.12
	06/13	92826C839	You Bought	0.040	224.86990	-	-8.99
	07/07	92826C839	You Bought	0.020	238.08270	-	-4.76
	08/04	92826C839	You Bought	0.040	237.45990	-	-9.50
	08/31	92826C839	You Bought	0.010	244.51000	-	-2.45
	09/01	92826C839	Dividend Received	-	-	-	0.17
	09/07	92826C839	You Bought	0.040	245.99565	-	-9.84
	09/08	92826C839	You Bought	0.010	245.27500	-	-2.45
	10/05	92826C839	You Bought	0.070	230.25930	-	-16.12
	11/02	92826C839	You Bought	0.130	234.60000	-	-30.50
	11/03	92826C839	You Bought	0.030	238.55817	-	-7.16
	12/01	92826C839	Dividend Received	-	-	-	0.34
	12/06	92826C839	You Bought	0.060	255.95120	-	-15.36
VULCAN MATERIALS CO	06/13	929160109	You Bought	0.060	\$206.42600	-	-\$12.39
	09/06	929160109	Dividend Received	-	-	-	0.03

YR_CE_BPTJSRBBBBPNZK_BBBBB 20240109 S



Activity

Account # Y80-813419
FNU GAGAN - INDIVIDUAL - TOD

Security Name	Settlement Date	Symbol/ CUSIP	Transaction Description	Quantity	Price Per Unit	Total Cost Basis	Amount
	10/05	929160109	You Sold <i>Short-term loss: \$0.37</i>	-0.060	200.28000	12.39	12.02
WP CAREY INC COM	06/06	92936U109	You Bought	0.170	\$69.96930	-	-\$11.89
	07/07	92936U109	You Sold <i>Short-term loss: \$0.23</i>	-0.170	68.61050	11.89	11.66
	07/14	92936U109	Dividend Received	-	-	-	0.18
WEC ENERGY GROUP INC COM	06/06	92939U106	You Bought	0.130	\$85.92800	-	-\$11.17
	08/07	92939U106	You Bought	0.070	88.14031	-	-6.17
	09/01	92939U106	Dividend Received	-	-	-	0.16
	09/07	92939U106	You Sold <i>Short-term loss: \$0.47</i>	-0.130	82.32431	11.17	10.70
	09/07	92939U106	You Sold <i>Short-term loss: \$0.41</i>	-0.070	82.32431	6.17	5.76
WABTEC COM	11/02	929740108	You Bought	0.280	\$106.18000	-	-\$29.73
	11/29	929740108	Dividend Received	-	-	-	0.05
WALMART INC COM	04/14	931142103	You Bought	0.180	\$150.46990	-	-\$27.08
	04/27	931142103	You Sold <i>Transaction cost: \$-0.01</i> <i>Short-term gain: \$0.10</i>	-0.050	152.68900	7.52	7.62
	05/02	931142103	You Sold <i>Transaction cost: \$-0.01</i> <i>Short-term gain: \$0.02</i>	-0.040	151.17790	6.02	6.04
	05/08	931142103	You Bought	0.090	149.80500	-	-13.48
	05/10	931142103	You Bought	0.030	151.45790	-	-4.54
	05/30	931142103	Dividend Received	-	-	-	0.05
	06/06	931142103	You Bought	0.040	148.29000	-	-5.93
	06/13	931142103	You Bought	0.050	152.32990	-	-7.62

YR_CE_BPTJSRBBPNZK_BBBB 20240109



Activity

Account # Y80-813419
FNU GAGAN - INDIVIDUAL - TOD

Security Name	Settlement Date	Symbol/ CUSIP	Transaction Description	Quantity	Price Per Unit	Total Cost Basis	Amount
	08/31	931142103	You Bought	0.010	159.69910	-	-1.60
	09/05	931142103	Dividend Received	-	-	-	0.17
	09/07	931142103	You Bought	0.040	162.11000	-	-6.48
	09/08	931142103	You Bought	0.020	161.11000	-	-3.22
	10/05	931142103	You Bought	0.050	159.80776	-	-7.99
	11/02	931142103	You Bought	0.120	162.58997	-	-19.51
	11/03	931142103	You Bought	0.010	164.17659	-	-1.64
	12/06	931142103	You Bought	0.060	153.94677	-	-9.24
WALGREENS BOOTS ALLIANCE INC	06/13	931427108	You Bought	0.400	\$31.63930	-	-\$12.66
	08/04	931427108	You Sold <i>Short-term loss: \$0.75</i>	-0.400	29.77080	12.66	11.91
	10/17	931427108	You Bought	0.570	24.58572	-	-14.01
	11/02	931427108	You Bought	0.240	20.99500	-	-5.04
	12/06	931427108	You Sold <i>Short-term loss: \$2.17</i>	-0.570	20.77047	14.01	11.84
	12/06	931427108	You Sold <i>Short-term loss: \$0.06</i>	-0.240	20.77047	5.04	4.98
	12/12	931427108	Dividend Received	-	-	-	0.39
WARNER BROS DISCOVERY INC COM SER A	04/14	934423104	You Bought	0.440	\$14.79000	-	-\$6.51
	05/11	934423104	You Bought	0.200	13.46520	-	-2.69
	07/07	934423104	You Sold <i>Short-term loss: \$0.90</i>	-0.440	12.76070	6.51	5.61
	07/07	934423104	You Sold <i>Short-term loss: \$0.14</i>	-0.200	12.76070	2.69	2.55
	11/02	934423104	You Bought	1.550	9.86964	-	-15.30

YR_CE_BPTJSRBBBBPNZKBBBBB 20240109 S



Activity

Account # Y80-813419
FNU GAGAN - INDIVIDUAL - TOD

Security Name	Settlement Date	Symbol/ CUSIP	Transaction Description	Quantity	Price Per Unit	Total Cost Basis	Amount
WASTE MANAGEMENT INC	04/14	94106L109	You Bought	0.080	\$164.42680	-	-\$13.15
	04/27	94106L109	You Sold <i>Transaction cost: \$-0.01</i> <i>Short-term gain: \$0.11</i>	-0.060	166.25420	9.86	9.97
	05/08	94106L109	You Bought	0.050	168.03990	-	-8.40
	06/13	94106L109	You Bought	0.040	162.15000	-	-6.49
	06/16	94106L109	Dividend Received	-	-	-	0.05
	08/04	94106L109	You Sold <i>Short-term loss: \$0.18</i>	-0.050	164.36040	8.40	8.22
	08/04	94106L109	You Sold <i>Short-term gain: \$0.08</i>	-0.040	164.36040	6.49	6.57
	08/04	94106L109	You Sold	-0.020	164.36040	3.29	3.29
	09/07	94106L109	You Bought	0.150	156.30000	-	-23.45
	09/22	94106L109	Dividend Received	-	-	-	0.11
	10/05	94106L109	You Bought	0.020	150.37379	-	-3.01
	11/02	94106L109	You Bought	0.030	162.71950	-	-4.88
	12/15	94106L109	Dividend Received	-	-	-	0.14
WATERS CORP	10/05	941848103	You Bought	0.080	\$269.49000	-	-\$21.56
	11/06	941848103	You Sold <i>Short-term loss: \$1.96</i>	-0.080	244.96296	21.56	19.60
WELLS FARGO CO NEW COM AVERAGE PRICE TRADE DETAILS ON REQUEST	04/14	949746101	You Bought	0.590	\$39.20808	-	-\$23.13
	05/02	949746101	You Sold <i>Transaction cost: \$-0.01</i> <i>Short-term gain: \$0.18</i>	-0.310	39.81000	12.15	12.33
	05/08	949746101	You Bought	0.240	36.79949	-	-8.83
	05/09	949746101	You Bought	0.140	37.85701	-	-5.30

S
YR_CE_BPTJSRBBPNZK_BBBB_20240109



Activity

Account # Y80-813419
FNU GAGAN - INDIVIDUAL - TOD

Security Name	Settlement Date	Symbol/ CUSIP	Transaction Description	Quantity	Price Per Unit	Total Cost Basis	Amount
	06/01	949746101	Dividend Received	-	-	-	0.08
	06/06	949746101	You Bought	0.120	40.70850	-	-4.89
	08/04	949746101	You Bought	0.170	44.94625	-	-7.64
	08/31	949746101	You Bought	0.070	41.87863	-	-2.93
	09/01	949746101	Dividend Received	-	-	-	0.33
	09/08	949746101	You Bought	0.270	41.19002	-	-11.12
	10/17	949746101	You Sold <i>Short-term loss: \$0.62</i>	-0.170	41.26500	7.64	7.02
	10/17	949746101	You Sold <i>Short-term loss: \$0.04</i>	-0.070	41.26500	2.93	2.89
	12/01	949746101	Dividend Received	-	-	-	0.37
	12/06	949746101	You Bought	0.970	44.88990	-	-43.54
WELLTOWER INC COM	04/14	95040Q104	You Bought	0.130	\$74.76380	-	-\$9.72
	04/27	95040Q104	You Sold <i>Transaction cost: \$-0.01</i> <i>Short-term gain: \$0.14</i>	-0.130	75.88960	9.72	9.86
	05/08	95040Q104	You Bought	0.120	76.79816	-	-9.22
	05/09	95040Q104	You Bought	0.060	77.16530	-	-4.63
	05/23	95040Q104	Dividend Received	-	-	-	0.11
	08/23	95040Q104	Dividend Received	-	-	-	0.11
	11/02	95040Q104	You Bought	0.150	83.53965	-	-12.53
	11/22	95040Q104	Dividend Received	-	-	-	0.20

YR_CE_BPTJSRBBPNZK_BBBB 20240109



Activity

Account # Y80-813419
FNU GAGAN - INDIVIDUAL - TOD

Security Name	Settlement Date	Symbol/ CUSIP	Transaction Description	Quantity	Price Per Unit	Total Cost Basis	Amount
WEST PHARMACEUTICAL SERVICES INC	04/14	955306105	You Bought	0.020	\$359.93000	-	-\$7.20
	04/27	955306105	You Sold <i>Transaction cost: \$-0.01</i>	-0.010	360.90000	3.60	3.60
	05/09	955306105	You Bought	0.010	363.84560	-	-3.64
	06/13	955306105	You Sold <i>Transaction cost: \$-0.01</i> <i>Short-term loss: \$0.15</i>	-0.010	349.65000	3.64	3.49
	06/13	955306105	You Sold <i>Transaction cost: \$-0.01</i> <i>Short-term loss: \$0.11</i>	-0.010	349.65000	3.60	3.49
	12/06	955306105	You Bought	0.080	348.64000	-	-27.89
WILLIAMS COS INC COM	04/14	969457100	You Bought	0.350	\$30.45500	-	-\$10.66
	05/11	969457100	You Bought	0.150	29.44950	-	-4.42
	06/13	969457100	You Bought	0.230	30.74900	-	-7.07
	06/26	969457100	Dividend Received	-	-	-	0.22
	09/25	969457100	Dividend Received	-	-	-	0.33
	12/26	969457100	Dividend Received	-	-	-	0.33
WORKDAY INC COM USD0.001 CL A	04/14	98138H101	You Bought	0.040	\$193.16120	-	-\$7.73
	05/09	98138H101	You Bought	0.020	182.66000	-	-3.65
	09/07	98138H101	You Bought	0.020	245.15500	-	-4.90
	10/17	98138H101	You Sold <i>Short-term loss: \$0.58</i>	-0.020	216.05000	4.90	4.32
	11/02	98138H101	You Sold <i>Short-term gain: \$0.60</i>	-0.040	208.35010	7.73	8.33
	11/02	98138H101	You Sold <i>Short-term gain: \$0.52</i>	-0.020	208.35010	3.65	4.17
	12/06	98138H101	You Bought	0.140	271.49000	-	-38.01

S
YR_CE_BPTJSRBBPNZK_BBBB_20240109



Activity

Account # Y80-813419
FNU GAGAN - INDIVIDUAL - TOD

Security Name	Settlement Date	Symbol/ CUSIP	Transaction Description	Quantity	Price Per Unit	Total Cost Basis	Amount
XCEL ENERGY INC COM USD2.5	04/14	98389B100	You Bought	0.160	\$71.37430	-	-\$11.42
	05/11	98389B100	You Bought	0.090	69.03460	-	-6.21
	06/13	98389B100	You Sold <i>Transaction cost: \$-0.01</i> <i>Short-term loss: \$1.30</i>	-0.160	63.31150	11.42	10.12
	06/13	98389B100	You Sold <i>Transaction cost: \$-0.01</i> <i>Short-term loss: \$0.52</i>	-0.090	63.31150	6.21	5.69
	08/31	98389B100	You Bought	0.370	57.88890	-	-21.42
	09/07	98389B100	You Bought	0.040	56.10500	-	-2.24
	10/20	98389B100	Dividend Received	-	-	-	0.21
	12/07	98389B100	You Bought	0.220	61.27990	-	-13.48
XYLEM INC COM USD0.01	10/17	98419M100	You Bought	0.190	\$90.96580	-	-\$17.28
	11/02	98419M100	You Bought	0.070	92.49070	-	-6.47
	12/19	98419M100	Dividend Received	-	-	-	0.09
YUMJ BRANDS INC	09/07	988498101	You Bought	0.220	\$129.03000	-	-\$28.39
	10/17	988498101	You Sold <i>Short-term loss: \$2.77</i>	-0.220	116.47000	28.39	25.62
ZIMMER BIOMET HOLDINGS INC COM	11/02	98956P102	You Bought	0.250	\$105.06000	-	-\$26.27
ZOETIS INC	04/14	98978V103	You Bought	0.080	\$174.57830	-	-\$13.97
	04/27	98978V103	You Sold <i>Transaction cost: \$-0.01</i>	-0.080	174.69620	13.97	13.97
	05/08	98978V103	You Bought	0.080	180.35060	-	-14.43
	05/09	98978V103	You Bought	0.030	177.62267	-	-5.33
	06/01	98978V103	Dividend Received	-	-	-	0.03

YR_CE_BPTJSRBBPNZK_BBBB 20240109 \$



Activity

Account # Y80-813419
FNU GAGAN - INDIVIDUAL - TOD

Security Name	Settlement Date	Symbol/ CUSIP	Transaction Description	Quantity	Price Per Unit	Total Cost Basis	Amount
	06/13	98978V103	You Sold <i>Transaction cost: \$-0.01</i> <i>Short-term loss: \$1.34</i>	-0.080	163.70500	14.43	13.09
	06/13	98978V103	You Sold <i>Transaction cost: \$-0.01</i> <i>Short-term loss: \$0.43</i>	-0.030	163.70500	5.33	4.90
	08/04	98978V103	You Bought	0.150	183.60000	-	-27.54
	10/05	98978V103	You Sold <i>Short-term loss: \$1.88</i> <i>Short-term disallowed loss: \$1.88</i> <i>Wash sale of: 10/03/2023</i> <i>\$1.88</i>	-0.150	171.03840	27.54	25.66
	11/06	98978V103	You Bought	0.240	158.85208	-	-38.12
	12/07	98978V103	You Bought	0.060	180.19090	-	-10.81

Other Activity In

Settlement Date	Security Name	Symbol/ CUSIP	Description	Quantity	Price	Total Cost Basis	Transaction Cost	Amount
10/04	VERALTO CORP COM SHS SPINOFF FROM:(DHR)	92338C103	In Lieu Of Frx Share	-	-	-	-	\$5.97
Total Other Activity In							-	\$5.97

Other Activity Out

Settlement Date	Security Name	Symbol/ CUSIP	Description	Quantity	Price	Total Cost Basis	Transaction Cost	Amount
10/13	ACTIVISION BLIZZARD INC COM *CASH MERGER AT \$ 95.00* MER PAYOUT #REORCM0051539740000	00507V109	Merger	-0.270	-	-	-	\$25.65
12/14	SEAGEN INC COM *CASH MERGER AT \$ 229.00* MER PAYOUT #REORCM0051550210000	81181C104	Merger	-0.100	-	-	-	22.90
Total Other Activity Out							-	\$48.55

S
YR_CE_BPTJSRBBPNZK_BBBB 20240109



Activity

Account # Y80-813419
FNU GAGAN - INDIVIDUAL - TOD

Deposits

Date	Reference	Description	Amount
05/08		Eft Funds Received Er59095008 Goldman Sachs Bank Usa *****1561	\$500.00
06/01		Eft Funds Received Er61741448 Bank Of America, N.a. *****2592	500.00
06/08		Eft Funds Received Er62712019 Goldman Sachs Bank Usa *****1561	500.00
07/03		Eft Funds Received Er65405036 Bank Of America, N.a. *****2592	500.00
08/01		Eft Funds Received Er69047920 Bank Of America, N.a. *****2592	1,000.00
09/01		Eft Funds Received Er73028851 Bank Of America, N.a. *****2592	1,000.00
10/02		Eft Funds Received Er76794505 Bank Of America, N.a. *****2592	1,000.00
11/01		Eft Funds Received Er80765830 Bank Of America, N.a. *****2592	1,000.00
12/01		Eft Funds Received Er84710877 Bank Of America, N.a. *****2592	3,000.00
Total Deposits			\$9,000.00

Withdrawals

Date	Reference	Description	Amount
05/02	Money Line Paid	EFT FUNDS PAID ED97007116 BANK OF AMERICA, N.A. *****2592	-\$500.00
Total Withdrawals			-\$500.00

Fees and Charges

Date	Description	Amount	Date	Description	Amount
08/25	Advisory Fee	-\$4.92	Total Fees and Charges		
11/17	Advisory Fee	-8.55			-\$13.47

S
YR_CE_BPTJSRBBPNZK_BBBB 20240109



Activity

Account # Y80-813419
FNU GAGAN - INDIVIDUAL - TOD

Taxes Withheld

Date	Security	Description	Amount
07/06	NXP SEMICONDUCTORSNV	Foreign Tax Paid	-\$0.01
Total Taxes Withheld			-\$0.01

Core Fund Activity

For more information about the operation of your core account, please refer to your Customer Agreement.

Settlement Account

Date	Type	Transaction	Description	Quantity	Price	Amount	Balance
04/11	CASH	You Bought	FIDELITY GOVERNMENT CASH RESERVES MORNING TRADE @ 1	5,000.000	\$1.0000	\$5,000.00	\$5,000.00
04/14	CASH	You Sold	FIDELITY GOVERNMENT CASH RESERVES MORNING TRADE @ 1	-4,868.840	1.0000	-4,868.84	131.16
04/17	CASH	You Sold	FIDELITY GOVERNMENT CASH RESERVES MORNING TRADE @ 1	-112.140	1.0000	-112.14	19.02
04/27	CASH	You Bought	FIDELITY GOVERNMENT CASH RESERVES MORNING TRADE @ 1	984.170	1.0000	984.17	1,003.19
04/28	CASH	You Bought	FIDELITY GOVERNMENT CASH RESERVES @ 1	2.420	1.0000	2.42	1,005.61
04/28	CASH	You Bought	FIDELITY GOVERNMENT CASH RESERVES MORNING TRADE @ 1	0.200	1.0000	0.20	1,005.81
05/01	CASH	You Bought	FIDELITY GOVERNMENT CASH RESERVES MORNING TRADE @ 1	0.150	1.0000	0.15	1,005.96
05/02	CASH	You Bought	FIDELITY GOVERNMENT CASH RESERVES MORNING TRADE @ 1	8.350	1.0000	8.35	1,014.31
05/04	CASH	You Bought	FIDELITY GOVERNMENT CASH RESERVES @ 1	500.000	1.0000	500.00	1,514.31
05/05	CASH	You Bought	FIDELITY GOVERNMENT CASH RESERVES MORNING TRADE @ 1	0.210	1.0000	0.21	1,514.52
05/08	CASH	You Sold	FIDELITY GOVERNMENT CASH RESERVES MORNING TRADE @ 1	-375.470	1.0000	-375.47	1,139.05
05/09	CASH	You Sold	FIDELITY GOVERNMENT CASH RESERVES MORNING TRADE @ 1	-495.750	1.0000	-495.75	643.30
05/10	CASH	You Sold	FIDELITY GOVERNMENT CASH RESERVES MORNING TRADE @ 1	-125.950	1.0000	-125.95	517.35
05/11	CASH	You Sold	FIDELITY GOVERNMENT CASH RESERVES MORNING TRADE @ 1	-496.680	1.0000	-496.68	20.67

S

YR_CE_BPTJSRBBPNZK_BBBB 20240109



Activity

Account # Y80-813419
FNU GAGAN - INDIVIDUAL - TOD

Core Fund Activity (continued)

For more information about the operation of your core account, please refer to your Customer Agreement.

Settlement Date	Account Type	Transaction	Description	Quantity	Price	Amount	Balance
05/15	CASH	You Bought	FIDELITY GOVERNMENT CASH RESERVES @ 1	0.020	1.0000	0.02	20.69
05/15	CASH	You Bought	FIDELITY GOVERNMENT CASH RESERVES MORNING TRADE @ 1	1.080	1.0000	1.08	21.77
05/16	CASH	You Bought	FIDELITY GOVERNMENT CASH RESERVES MORNING TRADE @ 1	0.160	1.0000	0.16	21.93
05/17	CASH	You Bought	FIDELITY GOVERNMENT CASH RESERVES MORNING TRADE @ 1	0.020	1.0000	0.02	21.95
05/18	CASH	You Bought	FIDELITY GOVERNMENT CASH RESERVES MORNING TRADE @ 1	0.630	1.0000	0.63	22.58
05/19	CASH	You Bought	FIDELITY GOVERNMENT CASH RESERVES MORNING TRADE @ 1	0.170	1.0000	0.17	22.75
05/22	CASH	You Bought	FIDELITY GOVERNMENT CASH RESERVES MORNING TRADE @ 1	0.070	1.0000	0.07	22.82
05/23	CASH	You Bought	FIDELITY GOVERNMENT CASH RESERVES MORNING TRADE @ 1	0.110	1.0000	0.11	22.93
05/24	CASH	You Bought	FIDELITY GOVERNMENT CASH RESERVES MORNING TRADE @ 1	0.070	1.0000	0.07	23.00
05/25	CASH	You Bought	FIDELITY GOVERNMENT CASH RESERVES MORNING TRADE @ 1	0.040	1.0000	0.04	23.04
05/26	CASH	You Bought	FIDELITY GOVERNMENT CASH RESERVES @ 1	0.070	1.0000	0.07	23.11
05/26	CASH	You Bought	FIDELITY GOVERNMENT CASH RESERVES MORNING TRADE @ 1	0.400	1.0000	0.40	23.51
05/30	CASH	You Bought	FIDELITY GOVERNMENT CASH RESERVES MORNING TRADE @ 1	0.130	1.0000	0.13	23.64
05/31	CASH	You Bought	FIDELITY GOVERNMENT CASH RESERVES @ 1	1.450	1.0000	1.45	25.09
06/01	CASH	You Bought	FIDELITY GOVERNMENT CASH RESERVES MORNING TRADE @ 1	501.000	1.0000	501.00	526.09
06/02	CASH	You Bought	FIDELITY GOVERNMENT CASH RESERVES MORNING TRADE @ 1	0.240	1.0000	0.24	526.33
06/05	CASH	You Bought	FIDELITY GOVERNMENT CASH RESERVES MORNING TRADE @ 1	0.070	1.0000	0.07	526.40

S
YR_CE_BPTJSRBBPNZK_BBBB_20240109



Activity

Account # Y80-813419
FNU GAGAN - INDIVIDUAL - TOD

Core Fund Activity (continued)

For more information about the operation of your core account, please refer to your Customer Agreement.

Settlement Date	Account Type	Transaction	Description	Quantity	Price	Amount	Balance
06/06	CASH	You Sold	FIDELITY GOVERNMENT CASH RESERVES MORNING TRADE @ 1	-509.570	1.0000	-509.57	16.83
06/07	CASH	You Bought	FIDELITY GOVERNMENT CASH RESERVES MORNING TRADE @ 1	0.090	1.0000	0.09	16.92
06/08	CASH	You Bought	FIDELITY GOVERNMENT CASH RESERVES MORNING TRADE @ 1	501.040	1.0000	501.04	517.96
06/09	CASH	You Bought	FIDELITY GOVERNMENT CASH RESERVES MORNING TRADE @ 1	1.600	1.0000	1.60	519.56
06/12	CASH	You Bought	FIDELITY GOVERNMENT CASH RESERVES MORNING TRADE @ 1	1.120	1.0000	1.12	520.68
06/13	CASH	You Sold	FIDELITY GOVERNMENT CASH RESERVES MORNING TRADE @ 1	-492.370	1.0000	-492.37	28.31
06/14	CASH	You Bought	FIDELITY GOVERNMENT CASH RESERVES MORNING TRADE @ 1	0.140	1.0000	0.14	28.45
06/15	CASH	You Bought	FIDELITY GOVERNMENT CASH RESERVES MORNING TRADE @ 1	1.160	1.0000	1.16	29.61
06/16	CASH	You Bought	FIDELITY GOVERNMENT CASH RESERVES @ 1	0.100	1.0000	0.10	29.71
06/16	CASH	You Bought	FIDELITY GOVERNMENT CASH RESERVES MORNING TRADE @ 1	0.420	1.0000	0.42	30.13
06/20	CASH	You Bought	FIDELITY GOVERNMENT CASH RESERVES MORNING TRADE @ 1	0.450	1.0000	0.45	30.58
06/21	CASH	You Bought	FIDELITY GOVERNMENT CASH RESERVES MORNING TRADE @ 1	0.110	1.0000	0.11	30.69
06/22	CASH	You Bought	FIDELITY GOVERNMENT CASH RESERVES MORNING TRADE @ 1	0.320	1.0000	0.32	31.01
06/23	CASH	You Bought	FIDELITY GOVERNMENT CASH RESERVES MORNING TRADE @ 1	0.280	1.0000	0.28	31.29
06/26	CASH	You Bought	FIDELITY GOVERNMENT CASH RESERVES MORNING TRADE @ 1	0.220	1.0000	0.22	31.51
06/27	CASH	You Bought	FIDELITY GOVERNMENT CASH RESERVES MORNING TRADE @ 1	0.360	1.0000	0.36	31.87
06/29	CASH	You Bought	FIDELITY GOVERNMENT CASH RESERVES MORNING TRADE @ 1	0.610	1.0000	0.61	32.48

S
YR_CE_BPTJSRBBPNZK_BBBB_20240109



Activity

Account # Y80-813419
FNU GAGAN - INDIVIDUAL - TOD

Core Fund Activity (continued)

For more information about the operation of your core account, please refer to your Customer Agreement.

Settlement Date	Account Type	Transaction	Description	Quantity	Price	Amount	Balance
06/30	CASH	You Bought	FIDELITY GOVERNMENT CASH RESERVES @ 1	0.810	1.0000	0.81	33.29
06/30	CASH	You Bought	FIDELITY GOVERNMENT CASH RESERVES MORNING TRADE @ 1	1.930	1.0000	1.93	35.22
07/03	CASH	You Sold	FIDELITY GOVERNMENT CASH RESERVES @ 1	-0.120	1.0000	-0.12	35.10
07/03	CASH	You Bought	FIDELITY GOVERNMENT CASH RESERVES MORNING TRADE @ 1	500.460	1.0000	500.46	535.56
07/05	CASH	You Bought	FIDELITY GOVERNMENT CASH RESERVES MORNING TRADE @ 1	0.340	1.0000	0.34	535.90
07/06	CASH	You Bought	FIDELITY GOVERNMENT CASH RESERVES @ 1	0.040	1.0000	0.04	535.94
07/06	CASH	You Bought	FIDELITY GOVERNMENT CASH RESERVES MORNING TRADE @ 1	0.160	1.0000	0.16	536.10
07/07	CASH	You Sold	FIDELITY GOVERNMENT CASH RESERVES MORNING TRADE @ 1	-507.660	1.0000	-507.66	28.44
07/10	CASH	You Bought	FIDELITY GOVERNMENT CASH RESERVES MORNING TRADE @ 1	0.840	1.0000	0.84	29.28
07/11	CASH	You Bought	FIDELITY GOVERNMENT CASH RESERVES MORNING TRADE @ 1	0.470	1.0000	0.47	29.75
07/12	CASH	You Bought	FIDELITY GOVERNMENT CASH RESERVES MORNING TRADE @ 1	0.060	1.0000	0.06	29.81
07/13	CASH	You Bought	FIDELITY GOVERNMENT CASH RESERVES @ 1	0.090	1.0000	0.09	29.90
07/13	CASH	You Bought	FIDELITY GOVERNMENT CASH RESERVES MORNING TRADE @ 1	0.220	1.0000	0.22	30.12
07/14	CASH	You Bought	FIDELITY GOVERNMENT CASH RESERVES @ 1	0.300	1.0000	0.30	30.42
07/14	CASH	You Bought	FIDELITY GOVERNMENT CASH RESERVES MORNING TRADE @ 1	0.790	1.0000	0.79	31.21
07/17	CASH	You Bought	FIDELITY GOVERNMENT CASH RESERVES MORNING TRADE @ 1	0.380	1.0000	0.38	31.59
07/18	CASH	You Bought	FIDELITY GOVERNMENT CASH RESERVES MORNING TRADE @ 1	0.050	1.0000	0.05	31.64

S
YR_CE_BPTJSRBBPNZK_BBBB_20240109



Activity

Account # Y80-813419
FNU GAGAN - INDIVIDUAL - TOD

Core Fund Activity (continued)

For more information about the operation of your core account, please refer to your Customer Agreement.

Settlement Date	Account Type	Transaction	Description	Quantity	Price	Amount	Balance
07/21	CASH	You Bought	FIDELITY GOVERNMENT CASH RESERVES MORNING TRADE @ 1	0.030	1.0000	0.03	31.67
07/25	CASH	You Bought	FIDELITY GOVERNMENT CASH RESERVES MORNING TRADE @ 1	0.050	1.0000	0.05	31.72
07/26	CASH	You Bought	FIDELITY GOVERNMENT CASH RESERVES MORNING TRADE @ 1	0.760	1.0000	0.76	32.48
07/28	CASH	You Bought	FIDELITY GOVERNMENT CASH RESERVES MORNING TRADE @ 1	0.150	1.0000	0.15	32.63
07/31	CASH	You Bought	FIDELITY GOVERNMENT CASH RESERVES @ 1	0.390	1.0000	0.39	33.02
07/31	CASH	You Bought	FIDELITY GOVERNMENT CASH RESERVES MORNING TRADE @ 1	0.620	1.0000	0.62	33.64
08/01	CASH	You Bought	FIDELITY GOVERNMENT CASH RESERVES MORNING TRADE @ 1	1,001.040	1.0000	1,001.04	1,034.68
08/04	CASH	You Bought	FIDELITY GOVERNMENT CASH RESERVES @ 1	0.050	1.0000	0.05	1,034.73
08/04	CASH	You Sold	FIDELITY GOVERNMENT CASH RESERVES MORNING TRADE @ 1	-758.970	1.0000	-758.97	275.76
08/07	CASH	You Sold	FIDELITY GOVERNMENT CASH RESERVES MORNING TRADE @ 1	-243.210	1.0000	-243.21	32.55
08/09	CASH	You Bought	FIDELITY GOVERNMENT CASH RESERVES MORNING TRADE @ 1	0.250	1.0000	0.25	32.80
08/10	CASH	You Bought	FIDELITY GOVERNMENT CASH RESERVES MORNING TRADE @ 1	0.200	1.0000	0.20	33.00
08/11	CASH	You Bought	FIDELITY GOVERNMENT CASH RESERVES MORNING TRADE @ 1	0.110	1.0000	0.11	33.11
08/14	CASH	You Bought	FIDELITY GOVERNMENT CASH RESERVES MORNING TRADE @ 1	0.420	1.0000	0.42	33.53
08/15	CASH	You Bought	FIDELITY GOVERNMENT CASH RESERVES @ 1	0.190	1.0000	0.19	33.72
08/15	CASH	You Bought	FIDELITY GOVERNMENT CASH RESERVES MORNING TRADE @ 1	2.260	1.0000	2.26	35.98
08/17	CASH	You Bought	FIDELITY GOVERNMENT CASH RESERVES MORNING TRADE @ 1	0.950	1.0000	0.95	36.93

S
YR_CE_BPTJSRBBPNZK_BBBB_20240109



Activity

Account # Y80-813419
FNU GAGAN - INDIVIDUAL - TOD

Core Fund Activity (continued)

For more information about the operation of your core account, please refer to your Customer Agreement.

Settlement Date	Account Type	Transaction	Description	Quantity	Price	Amount	Balance
08/18	CASH	You Bought	FIDELITY GOVERNMENT CASH RESERVES MORNING TRADE @ 1	0.670	1.0000	0.67	37.60
08/21	CASH	You Bought	FIDELITY GOVERNMENT CASH RESERVES MORNING TRADE @ 1	0.110	1.0000	0.11	37.71
08/23	CASH	You Bought	FIDELITY GOVERNMENT CASH RESERVES MORNING TRADE @ 1	0.150	1.0000	0.15	37.86
08/24	CASH	You Bought	FIDELITY GOVERNMENT CASH RESERVES MORNING TRADE @ 1	0.060	1.0000	0.06	37.92
08/25	CASH	You Sold	FIDELITY GOVERNMENT CASH RESERVES @ 1	-4.830	1.0000	-4.83	33.09
08/25	CASH	You Bought	FIDELITY GOVERNMENT CASH RESERVES MORNING TRADE @ 1	0.380	1.0000	0.38	33.47
08/28	CASH	You Bought	FIDELITY GOVERNMENT CASH RESERVES @ 1	250.000	1.0000	250.00	283.47
08/28	CASH	You Bought	FIDELITY GOVERNMENT CASH RESERVES MORNING TRADE @ 1	0.030	1.0000	0.03	283.50
08/29	CASH	You Bought	FIDELITY GOVERNMENT CASH RESERVES MORNING TRADE @ 1	0.080	1.0000	0.08	283.58
08/31	CASH	You Bought	FIDELITY GOVERNMENT CASH RESERVES @ 1	0.720	1.0000	0.72	284.30
08/31	CASH	You Sold	FIDELITY GOVERNMENT CASH RESERVES MORNING TRADE @ 1	-256.740	1.0000	-256.74	27.56
09/01	CASH	You Bought	FIDELITY GOVERNMENT CASH RESERVES @ 1	0.120	1.0000	0.12	27.68
09/01	CASH	You Bought	FIDELITY GOVERNMENT CASH RESERVES MORNING TRADE @ 1	1,001.920	1.0000	1,001.92	1,029.60
09/05	CASH	You Bought	FIDELITY GOVERNMENT CASH RESERVES MORNING TRADE @ 1	0.830	1.0000	0.83	1,030.43
09/06	CASH	You Bought	FIDELITY GOVERNMENT CASH RESERVES MORNING TRADE @ 1	0.380	1.0000	0.38	1,030.81
09/07	CASH	You Sold	FIDELITY GOVERNMENT CASH RESERVES MORNING TRADE @ 1	-723.640	1.0000	-723.64	307.17
09/08	CASH	You Sold	FIDELITY GOVERNMENT CASH RESERVES MORNING TRADE @ 1	-271.610	1.0000	-271.61	35.56

S
YR_CE_BPTJSRBBPNZK_BBBB_20240109



Activity

Account # Y80-813419
FNU GAGAN - INDIVIDUAL - TOD

Core Fund Activity (continued)

For more information about the operation of your core account, please refer to your Customer Agreement.

Settlement Date	Account Type	Transaction	Description	Quantity	Price	Amount	Balance
09/11	CASH	You Bought	FIDELITY GOVERNMENT CASH RESERVES MORNING TRADE @ 1	1.910	1.0000	1.91	37.47
09/12	CASH	You Bought	FIDELITY GOVERNMENT CASH RESERVES MORNING TRADE @ 1	0.510	1.0000	0.51	37.98
09/13	CASH	You Bought	FIDELITY GOVERNMENT CASH RESERVES MORNING TRADE @ 1	0.070	1.0000	0.07	38.05
09/14	CASH	You Bought	FIDELITY GOVERNMENT CASH RESERVES MORNING TRADE @ 1	2.140	1.0000	2.14	40.19
09/15	CASH	You Bought	FIDELITY GOVERNMENT CASH RESERVES MORNING TRADE @ 1	0.830	1.0000	0.83	41.02
09/18	CASH	You Bought	FIDELITY GOVERNMENT CASH RESERVES MORNING TRADE @ 1	0.610	1.0000	0.61	41.63
09/19	CASH	You Bought	FIDELITY GOVERNMENT CASH RESERVES @ 1	0.140	1.0000	0.14	41.77
09/19	CASH	You Bought	FIDELITY GOVERNMENT CASH RESERVES MORNING TRADE @ 1	0.400	1.0000	0.40	42.17
09/20	CASH	You Bought	FIDELITY GOVERNMENT CASH RESERVES MORNING TRADE @ 1	0.400	1.0000	0.40	42.57
09/21	CASH	You Bought	FIDELITY GOVERNMENT CASH RESERVES MORNING TRADE @ 1	0.490	1.0000	0.49	43.06
09/22	CASH	You Bought	FIDELITY GOVERNMENT CASH RESERVES MORNING TRADE @ 1	0.530	1.0000	0.53	43.59
09/25	CASH	You Bought	FIDELITY GOVERNMENT CASH RESERVES MORNING TRADE @ 1	0.330	1.0000	0.33	43.92
09/27	CASH	You Bought	FIDELITY GOVERNMENT CASH RESERVES MORNING TRADE @ 1	0.210	1.0000	0.21	44.13
09/28	CASH	You Bought	FIDELITY GOVERNMENT CASH RESERVES MORNING TRADE @ 1	0.800	1.0000	0.80	44.93
09/29	CASH	You Bought	FIDELITY GOVERNMENT CASH RESERVES @ 1	1.010	1.0000	1.01	45.94
09/29	CASH	You Bought	FIDELITY GOVERNMENT CASH RESERVES MORNING TRADE @ 1	3.720	1.0000	3.72	49.66
10/02	CASH	You Bought	FIDELITY GOVERNMENT CASH RESERVES MORNING TRADE @ 1	1,001.030	1.0000	1,001.03	1,050.69

S
YR_CE_BPTJSRBBPNZK_BBBB_20240109



Activity

Account # Y80-813419
FNU GAGAN - INDIVIDUAL - TOD

Core Fund Activity (continued)

For more information about the operation of your core account, please refer to your Customer Agreement.

Settlement Date	Account Type	Transaction	Description	Quantity	Price	Amount	Balance
10/03	CASH	You Bought	FIDELITY GOVERNMENT CASH RESERVES MORNING TRADE @ 1	0.090	1.0000	0.09	1,050.78
10/04	CASH	You Bought	FIDELITY GOVERNMENT CASH RESERVES @ 1	5.970	1.0000	5.97	1,056.75
10/04	CASH	You Bought	FIDELITY GOVERNMENT CASH RESERVES MORNING TRADE @ 1	0.080	1.0000	0.08	1,056.83
10/05	CASH	You Sold	FIDELITY GOVERNMENT CASH RESERVES MORNING TRADE @ 1	-996.380	1.0000	-996.38	60.45
10/06	CASH	You Bought	FIDELITY GOVERNMENT CASH RESERVES MORNING TRADE @ 1	0.540	1.0000	0.54	60.99
10/10	CASH	You Bought	FIDELITY GOVERNMENT CASH RESERVES MORNING TRADE @ 1	0.610	1.0000	0.61	61.60
10/11	CASH	You Bought	FIDELITY GOVERNMENT CASH RESERVES MORNING TRADE @ 1	0.080	1.0000	0.08	61.68
10/12	CASH	You Bought	FIDELITY GOVERNMENT CASH RESERVES MORNING TRADE @ 1	0.890	1.0000	0.89	62.57
10/13	CASH	You Bought	FIDELITY GOVERNMENT CASH RESERVES @ 1	25.860	1.0000	25.86	88.43
10/13	CASH	You Bought	FIDELITY GOVERNMENT CASH RESERVES MORNING TRADE @ 1	0.350	1.0000	0.35	88.78
10/16	CASH	You Bought	FIDELITY GOVERNMENT CASH RESERVES MORNING TRADE @ 1	0.860	1.0000	0.86	89.64
10/17	CASH	You Sold	FIDELITY GOVERNMENT CASH RESERVES MORNING TRADE @ 1	-16.900	1.0000	-16.90	72.74
10/20	CASH	You Bought	FIDELITY GOVERNMENT CASH RESERVES MORNING TRADE @ 1	0.210	1.0000	0.21	72.95
10/24	CASH	You Bought	FIDELITY GOVERNMENT CASH RESERVES MORNING TRADE @ 1	0.060	1.0000	0.06	73.01
10/25	CASH	You Bought	FIDELITY GOVERNMENT CASH RESERVES MORNING TRADE @ 1	0.970	1.0000	0.97	73.98
10/26	CASH	You Bought	FIDELITY GOVERNMENT CASH RESERVES MORNING TRADE @ 1	0.200	1.0000	0.20	74.18
10/27	CASH	You Bought	FIDELITY GOVERNMENT CASH RESERVES MORNING TRADE @ 1	0.300	1.0000	0.30	74.48

S
YR_CE_BPTJSRBBPNZK_BBBB_20240109



Activity

Account # Y80-813419
FNU GAGAN - INDIVIDUAL - TOD

Core Fund Activity (continued)

For more information about the operation of your core account, please refer to your Customer Agreement.

Settlement Date	Account Type	Transaction	Description	Quantity	Price	Amount	Balance
10/30	CASH	You Bought	FIDELITY GOVERNMENT CASH RESERVES @ 1	3,000.000	1.0000	3,000.00	3,074.48
10/31	CASH	You Bought	FIDELITY GOVERNMENT CASH RESERVES @ 1	1.110	1.0000	1.11	3,075.59
10/31	CASH	You Bought	FIDELITY GOVERNMENT CASH RESERVES MORNING TRADE @ 1	1.280	1.0000	1.28	3,076.87
11/01	CASH	You Bought	FIDELITY GOVERNMENT CASH RESERVES MORNING TRADE @ 1	1,002.160	1.0000	1,002.16	4,079.03
11/02	CASH	You Sold	FIDELITY GOVERNMENT CASH RESERVES MORNING TRADE @ 1	-2,670.510	1.0000	-2,670.51	1,408.52
11/03	CASH	You Sold	FIDELITY GOVERNMENT CASH RESERVES MORNING TRADE @ 1	-359.470	1.0000	-359.47	1,049.05
11/06	CASH	You Sold	FIDELITY GOVERNMENT CASH RESERVES MORNING TRADE @ 1	-1,006.130	1.0000	-1,006.13	42.92
11/08	CASH	You Bought	FIDELITY GOVERNMENT CASH RESERVES MORNING TRADE @ 1	0.360	1.0000	0.36	43.28
11/09	CASH	You Bought	FIDELITY GOVERNMENT CASH RESERVES MORNING TRADE @ 1	0.210	1.0000	0.21	43.49
11/10	CASH	You Bought	FIDELITY GOVERNMENT CASH RESERVES MORNING TRADE @ 1	0.120	1.0000	0.12	43.61
11/13	CASH	You Bought	FIDELITY GOVERNMENT CASH RESERVES MORNING TRADE @ 1	0.160	1.0000	0.16	43.77
11/14	CASH	You Bought	FIDELITY GOVERNMENT CASH RESERVES MORNING TRADE @ 1	0.280	1.0000	0.28	44.05
11/15	CASH	You Bought	FIDELITY GOVERNMENT CASH RESERVES @ 1	0.370	1.0000	0.37	44.42
11/15	CASH	You Bought	FIDELITY GOVERNMENT CASH RESERVES MORNING TRADE @ 1	1.540	1.0000	1.54	45.96
11/16	CASH	You Bought	FIDELITY GOVERNMENT CASH RESERVES MORNING TRADE @ 1	1.400	1.0000	1.40	47.36
11/17	CASH	You Sold	FIDELITY GOVERNMENT CASH RESERVES @ 1	-8.550	1.0000	-8.55	38.81
11/17	CASH	You Bought	FIDELITY GOVERNMENT CASH RESERVES MORNING TRADE @ 1	0.330	1.0000	0.33	39.14

S
YR_CE_BPTJSRBBPNZK_BBBB_20240109



Activity

Account # Y80-813419
FNU GAGAN - INDIVIDUAL - TOD

Core Fund Activity (continued)

For more information about the operation of your core account, please refer to your Customer Agreement.

Settlement Date	Account Type	Transaction	Description	Quantity	Price	Amount	Balance
11/20	CASH	You Bought	FIDELITY GOVERNMENT CASH RESERVES MORNING TRADE @ 1	0.440	1.0000	0.44	39.58
11/22	CASH	You Bought	FIDELITY GOVERNMENT CASH RESERVES MORNING TRADE @ 1	1.300	1.0000	1.30	40.88
11/24	CASH	You Bought	FIDELITY GOVERNMENT CASH RESERVES @ 1	0.160	1.0000	0.16	41.04
11/24	CASH	You Bought	FIDELITY GOVERNMENT CASH RESERVES MORNING TRADE @ 1	0.360	1.0000	0.36	41.40
11/27	CASH	You Bought	FIDELITY GOVERNMENT CASH RESERVES MORNING TRADE @ 1	1.460	1.0000	1.46	42.86
11/29	CASH	You Bought	FIDELITY GOVERNMENT CASH RESERVES MORNING TRADE @ 1	0.050	1.0000	0.05	42.91
11/30	CASH	You Bought	FIDELITY GOVERNMENT CASH RESERVES @ 1	1.330	1.0000	1.33	44.24
11/30	CASH	You Bought	FIDELITY GOVERNMENT CASH RESERVES MORNING TRADE @ 1	1.390	1.0000	1.39	45.63
12/01	CASH	You Bought	FIDELITY GOVERNMENT CASH RESERVES @ 1	0.220	1.0000	0.22	45.85
12/01	CASH	You Bought	FIDELITY GOVERNMENT CASH RESERVES MORNING TRADE @ 1	3,003.500	1.0000	3,003.50	3,049.35
12/04	CASH	You Bought	FIDELITY GOVERNMENT CASH RESERVES MORNING TRADE @ 1	1.000	1.0000	1.00	3,050.35
12/05	CASH	You Bought	FIDELITY GOVERNMENT CASH RESERVES MORNING TRADE @ 1	1.190	1.0000	1.19	3,051.54
12/06	CASH	You Sold	FIDELITY GOVERNMENT CASH RESERVES MORNING TRADE @ 1	-2,466.620	1.0000	-2,466.62	584.92
12/07	CASH	You Sold	FIDELITY GOVERNMENT CASH RESERVES MORNING TRADE @ 1	-520.320	1.0000	-520.32	64.60
12/08	CASH	You Bought	FIDELITY GOVERNMENT CASH RESERVES MORNING TRADE @ 1	1.650	1.0000	1.65	66.25
12/11	CASH	You Bought	FIDELITY GOVERNMENT CASH RESERVES MORNING TRADE @ 1	3.700	1.0000	3.70	69.95
12/12	CASH	You Bought	FIDELITY GOVERNMENT CASH RESERVES @ 1	0.480	1.0000	0.48	70.43

S
YR_CE_BPTJSRBBPNZK_BBBB_20240109



Activity

Account # Y80-813419
FNU GAGAN - INDIVIDUAL - TOD

Core Fund Activity (continued)

For more information about the operation of your core account, please refer to your Customer Agreement.

Settlement Date	Account Type	Transaction	Description	Quantity	Price	Amount	Balance
12/12	CASH	You Bought	FIDELITY GOVERNMENT CASH RESERVES MORNING TRADE @ 1	1.920	1.0000	1.92	72.35
12/13	CASH	You Bought	FIDELITY GOVERNMENT CASH RESERVES MORNING TRADE @ 1	0.340	1.0000	0.34	72.69
12/14	CASH	You Bought	FIDELITY GOVERNMENT CASH RESERVES @ 1	22.900	1.0000	22.90	95.59
12/14	CASH	You Bought	FIDELITY GOVERNMENT CASH RESERVES MORNING TRADE @ 1	4.890	1.0000	4.89	100.48
12/15	CASH	You Bought	FIDELITY GOVERNMENT CASH RESERVES MORNING TRADE @ 1	3.330	1.0000	3.33	103.81
12/18	CASH	You Bought	FIDELITY GOVERNMENT CASH RESERVES @ 1	0.270	1.0000	0.27	104.08
12/18	CASH	You Bought	FIDELITY GOVERNMENT CASH RESERVES MORNING TRADE @ 1	0.230	1.0000	0.23	104.31
12/19	CASH	You Bought	FIDELITY GOVERNMENT CASH RESERVES MORNING TRADE @ 1	0.090	1.0000	0.09	104.40
12/20	CASH	You Bought	FIDELITY GOVERNMENT CASH RESERVES MORNING TRADE @ 1	0.450	1.0000	0.45	104.85
12/21	CASH	You Bought	FIDELITY GOVERNMENT CASH RESERVES MORNING TRADE @ 1	0.370	1.0000	0.37	105.22
12/22	CASH	You Bought	FIDELITY GOVERNMENT CASH RESERVES MORNING TRADE @ 1	1.220	1.0000	1.22	106.44
12/26	CASH	You Bought	FIDELITY GOVERNMENT CASH RESERVES MORNING TRADE @ 1	0.330	1.0000	0.33	106.77
12/28	CASH	You Bought	FIDELITY GOVERNMENT CASH RESERVES MORNING TRADE @ 1	1.780	1.0000	1.78	108.55
12/29	CASH	You Bought	FIDELITY GOVERNMENT CASH RESERVES @ 1	2.810	1.0000	2.81	111.36
12/29	CASH	You Bought	FIDELITY GOVERNMENT CASH RESERVES MORNING TRADE @ 1	3.300	1.0000	3.30	114.66
Total Core Fund Activity						\$114.66	

S
YR_CE_BPTJSRBBPNZK_BBBB_20240109



Activity

Account # Y80-813419
FNU GAGAN - INDIVIDUAL - TOD

Cost basis and gain/loss information is provided as a service to our customers and is based on standards for filing US Federal Tax Returns as determined by Fidelity. This information is not intended to address tax law or reporting requirements applicable in your country of tax residence.



Account Summary

Account # Z26-188674
FNU GAGAN - INDIVIDUAL - TOD

Account Value:	-
Change Since January 1	▶ \$0.00
Beginning Account Value as of Jan 1, 2023	-
Additions	5,500.00
Deposits	4,500.00
Exchanges In	1,000.00
Subtractions	-5,504.20
Exchanges Out	-5,504.20
Change in Investment Value *	4.20
Ending Account Value as of Dec 31, 2023	-

TOTAL FIDELITY MANAGED ACCOUNT FEES PAID: \$0.00

* Reflects appreciation or depreciation of your holdings due to price changes, transactions from Other Activity In or Out and Multi-currency transactions, plus any distribution and income earned during the statement period.

Income Summary

	Dec 31, 2023
Taxable	\$4.60
Ordinary Dividends	
Dividends	4.60
Tax-exempt	19.67
Dividends	19.67
Total	\$24.27

Activity

Security Name	Settlement Date	Symbol/ CUSIP	Transaction Description	Quantity	Price Per Unit	Amount
FIDELITY FLEX 500 INDEX FUND	05/05	315911685	You Bought	3.394	\$17.33000	-\$58.81
	06/06	315911685	You Bought	6.265	18.28000	-114.52
	07/07	315911685	Dividend Received	-	-	1.15

S

YR_CE_BPTJSRBBPNZK_BBBB 20240109



Activity

Account # Z26-188674
FNU GAGAN - INDIVIDUAL - TOD

Security Name	Settlement Date	Symbol/ CUSIP	Transaction Description	Quantity	Price Per Unit	Amount
	07/07	315911685	You Bought	5.939	18.89000	-112.18
	08/04	315911685	You Bought	5.965	19.22000	-114.65
	09/07	315911685	You Bought	6.108	19.10000	-116.66
	09/20	315911685	You Sold	-27.671	19.02000	526.30
FIDELITY FLEX INTERNATIONAL INDEX	05/05	31635V455	You Bought	2.475	\$12.12000	-\$30.00
	06/06	31635V455	You Bought	4.965	12.11000	-60.13
	07/07	31635V455	You Bought	4.970	12.04000	-59.84
	08/04	31635V455	You Bought	4.680	12.37000	-57.89
	09/07	31635V455	You Bought	5.257	12.10000	-63.61
	09/20	31635V455	You Sold	-22.347	12.14000	271.29
FIDELITY FLEX SMALL CAP INDEX FUND	05/05	31635V489	You Bought	0.454	\$12.34000	-\$5.60
	06/06	31635V489	You Bought	0.833	13.00000	-10.83
	06/23	31635V489	Dividend Received	-	-	0.05
	07/07	31635V489	You Bought	0.821	13.24000	-10.87
	08/04	31635V489	You Bought	0.689	14.10000	-9.72
	09/07	31635V489	You Bought	0.942	13.50000	-12.72
	09/20	31635V489	You Sold	-3.739	13.16000	49.21
FIDELITY FLEX MID CAP INDEX FUND	05/05	31635V497	You Bought	0.389	\$14.39000	-\$5.60
	06/06	31635V497	You Bought	0.744	14.83000	-11.04
	06/23	31635V497	Dividend Received	-	-	0.06

S
YR_CE_BPTJSRBBBPNZK_BBBB 20240109



Activity

Account # Z26-188674
FNU GAGAN - INDIVIDUAL - TOD

Security Name	Settlement Date	Symbol/ CUSIP	Transaction Description	Quantity	Price Per Unit	Amount
	07/07	31635V497	You Bought	0.690	15.37000	-10.61
	08/04	31635V497	You Bought	0.662	15.86000	-10.50
	09/07	31635V497	You Bought	0.783	15.46000	-12.11
	09/20	31635V497	You Sold	-3.268	15.24000	49.80
FID FLEX CONSRV INCOME MUNI BOND FD	05/05	316203819	You Bought	14.783	\$9.98000	-\$147.53
	05/31	316203819	Dividend Received	-	-	0.33
	06/06	316203819	You Bought	29.667	9.97000	-295.78
	06/30	316203819	Dividend Received	-	-	1.07
	07/07	316203819	You Bought	30.045	9.97000	-299.55
	07/31	316203819	Dividend Received	-	-	1.83
	08/04	316203819	You Bought	29.967	9.96000	-298.47
	08/31	316203819	Dividend Received	-	-	2.94
	09/07	316203819	You Bought	29.224	9.97000	-291.36
	09/19	316203819	Dividend Received	-	-	2.11
	09/20	316203819	You Sold	-133.686	9.97000	1,332.85
FID FLEX MUNICIPAL INCOME FUND	05/05	316203827	You Bought	25.833	\$9.68000	-\$250.06
	05/31	316203827	Dividend Received	-	-	0.47
	06/06	316203827	You Bought	52.519	9.59000	-503.66
	06/30	316203827	Dividend Received	-	-	1.45
	07/07	316203827	You Bought	52.670	9.59000	-505.11

S
YR_CE_BPTJSRBBPNZK_BBBB 20240109



Activity

Account # Z26-188674
FNU GAGAN - INDIVIDUAL - TOD

Security Name	Settlement Date	Symbol/ CUSIP	Transaction Description	Quantity	Price Per Unit	Amount
	07/31	316203827	Dividend Received	-	-	2.60
	08/04	316203827	You Bought	53.528	9.52000	-509.59
	08/31	316203827	Dividend Received	-	-	3.91
	09/07	316203827	You Bought	53.303	9.49000	-505.85
	09/19	316203827	Dividend Received	-	-	2.96
	09/20	316203827	You Sold	-237.853	9.44000	2,245.33
FIDELITY GOVERNMENT MONEY MARKET	04/28	31617H102	Dividend Received	-	-	\$0.12
FIDELITY FLEX GOVERNMENT MONEY MKT	05/31	31617H888	Dividend Received	-	-	\$0.21
	06/30	31617H888	Dividend Received	-	-	0.59
	07/31	31617H888	Dividend Received	-	-	0.34
	08/31	31617H888	Dividend Received	-	-	0.38
	09/29	31617H888	Dividend Received	-	-	1.70
Z26-066555-1	04/03		Transferred To	-	-	-\$1,000.00
Z26-066555-1	09/21		Transferred To	-	-	-\$4,502.50
Z26-066555-1 RESIDUAL TFR	10/02		Transferred To	-	-	-\$1.70

Deposits

Date	Reference	Description	Amount
05/02		Eft Funds Received Er58460389 Bank Of America, N.a. *****2592	\$500.00
06/02		Eft Funds Received Er62026075 Bank Of America, N.a. *****2592	500.00

YR_CE_BPTJSRBBBBPNZKBBBB 20240109



Activity

Account # Z26-188674
FNU GAGAN - INDIVIDUAL - TOD

Deposits (continued)

Date	Reference	Description	Amount
06/02		Eft Funds Received Er62026078 Goldman Sachs Bank Usa *****1561	500.00
07/05		Eft Funds Received Er65719864 Bank Of America, N.a. *****2592	500.00
07/05		Eft Funds Received Er65719868 Goldman Sachs Bank Usa *****1561	500.00
08/02		Eft Funds Received Er69398650 Bank Of America, N.a. *****2592	500.00
08/02		Eft Funds Received Er69398654 Goldman Sachs Bank Usa *****1561	500.00
09/05		Eft Funds Received Er73462170 Bank Of America, N.a. *****2592	500.00
09/05		Eft Funds Received Er73462175 Goldman Sachs Bank Usa *****1561	500.00
Total Deposits			\$4,500.00

Core Fund Activity

For more information about the operation of your core account, please refer to your Customer Agreement.

Settlement Account

Date	Type	Transaction	Description	Quantity	Price	Amount	Balance
04/03	CASH	You Sold	FIDELITY GOVERNMENT MONEY MARKET @ 1	-1,000.000	\$1.0000	-\$1,000.00	-\$1,000.00
04/28	CASH	You Bought	FIDELITY FLEX GOVERNMENT MONEY MKT @ 1	0.120	1.0000	0.12	-999.88
05/02	CASH	You Bought	FIDELITY FLEX GOVERNMENT MONEY MKT MORNING TRADE @ 1	500.000	1.0000	500.00	-499.88
05/05	CASH	You Sold	FIDELITY FLEX GOVERNMENT MONEY MKT MORNING TRADE @ 1	-497.600	1.0000	-497.60	-997.48
05/31	CASH	You Bought	FIDELITY FLEX GOVERNMENT MONEY MKT @ 1	1.010	1.0000	1.01	-996.47
06/02	CASH	You Bought	FIDELITY FLEX GOVERNMENT MONEY MKT MORNING TRADE @ 1	1,000.000	1.0000	1,000.00	3.53
06/06	CASH	You Sold	FIDELITY FLEX GOVERNMENT MONEY MKT MORNING TRADE @ 1	-995.960	1.0000	-995.96	-992.43
06/23	CASH	You Bought	FIDELITY FLEX GOVERNMENT MONEY MKT @ 1	0.110	1.0000	0.11	-992.32

S

YR_CE_BPTJSRBBPNZK_BBBB 20240109



Activity

Account # Z26-188674
FNU GAGAN - INDIVIDUAL - TOD

Core Fund Activity (continued)

For more information about the operation of your core account, please refer to your Customer Agreement.

Settlement Date	Account Type	Transaction	Description	Quantity	Price	Amount	Balance
06/30	CASH	You Bought	FIDELITY FLEX GOVERNMENT MONEY MKT @ 1	3.110	1.0000	3.11	-989.21
07/05	CASH	You Bought	FIDELITY FLEX GOVERNMENT MONEY MKT MORNING TRADE @ 1	1,000.000	1.0000	1,000.00	10.79
07/07	CASH	You Bought	FIDELITY FLEX GOVERNMENT MONEY MKT @ 1	1.150	1.0000	1.15	11.94
07/07	CASH	You Sold	FIDELITY FLEX GOVERNMENT MONEY MKT MORNING TRADE @ 1	-998.160	1.0000	-998.16	-986.22
07/31	CASH	You Bought	FIDELITY FLEX GOVERNMENT MONEY MKT @ 1	4.770	1.0000	4.77	-981.45
08/02	CASH	You Bought	FIDELITY FLEX GOVERNMENT MONEY MKT MORNING TRADE @ 1	1,000.000	1.0000	1,000.00	18.55
08/04	CASH	You Sold	FIDELITY FLEX GOVERNMENT MONEY MKT MORNING TRADE @ 1	-1,000.820	1.0000	-1,000.82	-982.27
08/31	CASH	You Bought	FIDELITY FLEX GOVERNMENT MONEY MKT @ 1	7.230	1.0000	7.23	-975.04
09/05	CASH	You Bought	FIDELITY FLEX GOVERNMENT MONEY MKT MORNING TRADE @ 1	1,000.000	1.0000	1,000.00	24.96
09/07	CASH	You Sold	FIDELITY FLEX GOVERNMENT MONEY MKT MORNING TRADE @ 1	-1,002.310	1.0000	-1,002.31	-977.35
09/19	CASH	You Bought	FIDELITY FLEX GOVERNMENT MONEY MKT @ 1	5.070	1.0000	5.07	-972.28
09/20	CASH	You Bought	FIDELITY FLEX GOVERNMENT MONEY MKT MORNING TRADE @ 1	4,474.780	1.0000	4,474.78	3,502.50
09/21	CASH	You Sold	FIDELITY FLEX GOVERNMENT MONEY MKT @ 1	-4,502.500	1.0000	-4,502.50	-1,000.00
09/29	CASH	You Bought	FIDELITY FLEX GOVERNMENT MONEY MKT @ 1	1.700	1.0000	1.70	-998.30
10/02	CASH	You Sold	FIDELITY FLEX GOVERNMENT MONEY MKT @ 1	-1.700	1.0000	-1.70	-1,000.00
Total Core Fund Activity						-\$1,000.00	

YR_CE_BPTJSRBBPNZK_BBBB_20240109 S



Account Summary

Account # Z26-066555
FNU GAGAN - INDIVIDUAL - TOD

Account Value: **\$28,914.99**

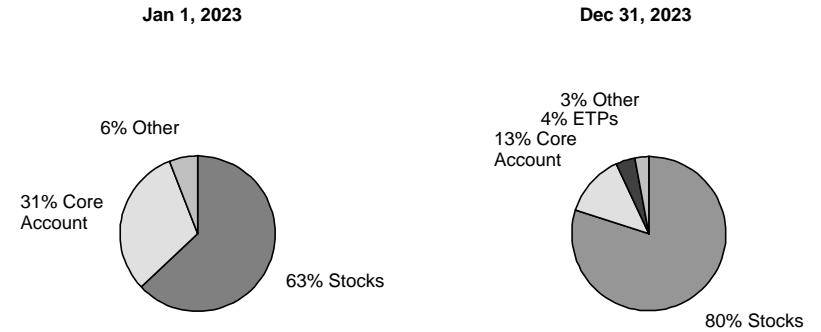
Change Since January 1 **▲ \$23,078.76**

Beginning Account Value as of Jan 1, 2023	\$5,836.23
Additions	39,349.40
Deposits	32,345.20
Exchanges In	7,004.20
Subtractions	-20,615.44
Withdrawals	-10,000.00
Exchanges Out	-10,000.00
Cards, Checking & Bill Payments	-609.64
Transaction Costs, Fees & Charges	-1.35
Taxes Withheld	-4.45
Change in Investment Value *	4,344.80
Ending Account Value as of Dec 31, 2023	\$28,914.99

Total Account Trades Jan 2023 - Dec 2023: 0

* Reflects appreciation or depreciation of your holdings due to price changes, transactions from Other Activity In or Out and Multi-currency transactions, plus any distribution and income earned during the statement period.

Account Holdings



Holding Type	Value	% of	Value	% of
	Jan 1	Jan 1	Dec 31	Dec 31
Stocks	\$3,674	63%	\$23,067	80%
Core Account	1,823	31	3,867	13
ETPs	-	-	1,047	4
Other	338	6	933	3
Total	\$5,836	100%	\$28,914	100%

Income Summary

	Dec 31, 2023
Taxable	\$316.82
Ordinary Dividends	
Dividends	167.28
Interest	149.54
Total	\$316.82

YR_CE_BPTJSRBBPNZK_BBBB 20240109 S



Holdings

Account # Z26-066555
FNU GAGAN - INDIVIDUAL - TOD

Core Account

Description	Quantity	Price Per Unit	Total Market Value	Total Cost Basis	Unrealized Gain/Loss	Income Earned
FDIC INSURED DEPOSIT AT WEBSTER BANK BK ^q	3,867.200	\$1.0000	\$3,867.20	not applicable	not applicable	\$149.54
NOT COVERED BY SIPC (QSNBQ)						
-- Interest rate: 2.69% ^h						
Total Core Account (13% of account holdings)			\$3,867.20			\$149.54

Exchange Traded Products

Includes exchange-traded funds (ETFs), exchange-traded notes (ETNs), and other exchange-traded vehicles.

Description	Quantity	Price Per Unit	Total Market Value	Total Cost Basis	Unrealized Gain/Loss	Income Earned
Equity ETPs						
ARK ETF TRUST INNOVATION ETF (ARKK)	20.000	\$52.3700	\$1,047.40	\$804.00	\$243.40	-
Total Equity ETPs(4% of account holdings)			1,047.40	804.00	243.40	-
Total Exchange Traded Products (4% of account holdings)			\$1,047.40	\$804.00	\$243.40	-

Stocks

Description	Quantity	Price Per Unit	Total Market Value	Total Cost Basis	Unrealized Gain/Loss	Income Earned
Common Stock						
ASML HOLDING NV EUR0.09 NY REGISTRY	2.000	\$756.9200	\$1,513.84	\$1,334.44	\$179.40	\$6.25
SHS 2012 (ASML)						
ADVANCED MICRO DEVICES INC(AMD)	10.000	147.4100	1,474.10	1,032.50	441.60	-
ALPHABET INC CAP STK CL C(GOOG)	9.000	140.9300	1,268.37	991.44	276.93	-
AMAZON.COM INC (AMZN)	4.000	151.9400	607.76	402.00	205.76	-
APPLE INC (AAPL)	2.000	192.5300	385.06	286.00	99.06	1.90
BANK AMERICA CORP COM(BAC)	50.000	33.6700	1,683.50	1,438.69	244.81	43.92

YR_CE_BPTJSRBBPNZK_BBBB 20240109



Holdings

Account # Z26-066555
FNU GAGAN - INDIVIDUAL - TOD

Stocks (continued)

Description	Quantity	Price Per Unit	Total Market Value	Total Cost Basis	Unrealized Gain/Loss	Income Earned
Common Stock (continued)						
BERKSHIRE HATHAWAY INC COM USD0.0033 CLASS B (BRKB)	2.000	356.6600	713.32	717.00	-3.68	-
EPAM SYS INC COM USD0.001(EPAM)	4.000	297.3400	1,189.36	987.68	201.68	-
GITLAB INC CLASS A COM(GTLB)	10.000	62.9600	629.60	328.20	301.40	-
HDFC BANK LTD SPON ADS EACH REP 3 ORD SHS (HDB)	10.000	67.1100	671.10	661.00	10.10	-
HOME DEPOT INC(HD)	2.000	346.5500	693.10	590.19	102.91	8.36
ICICI BANK LIMITED SPON ADR EACH REPR 2 ORD SHS (IBN)	20.000	23.8400	476.80	490.00	-13.20	-
IDEXX LABORATORIES INC COM USD0.10 (IDXX)	1.000	555.0500	555.05	494.15	60.90	-
INTUITIVE SURGICAL INC(ISRG)	3.000	337.3600	1,012.08	947.94	64.14	-
JOHNSON & JOHNSON COM USD1.00 (JNJ)	2.000	156.7400	313.48	309.42	4.06	7.14
LVMH MOET HENNESSY LOUIS VUITTON ADR (LVMUY)	5.000	162.4500	812.25	794.66	17.59	5.92
MCCORMICK & COMPANY INC COM NPV (MKC)	15.000	68.4200	1,026.30	1,100.66	-74.36	3.90
MICROSOFT CORP (MSFT)	2.000	376.0400	752.08	479.00	273.08	5.58
MICRON TECHNOLOGY INC(MU)	20.000	85.3400	1,706.80	1,273.40	433.40	4.83
PEPSICO INC(PEP)	7.000	169.8400	1,188.88	1,232.84	-43.96	-
PHILIP MORRIS INTERNATIONAL INC COM NPV (PM)	15.000	94.0800	1,411.20	1,420.49	-9.29	25.70
QUALCOMM INC (QCOM)	10.000	144.6300	1,446.30	1,298.31	147.99	16.00
TAIWAN SEMICONDUCTOR MANUFACTURING SPON ADS EACH REP 5 ORD TWD10 (TSM)	10.000	104.0000	1,040.00	1,028.10	11.90	5.55
TESLA INC COM (TSLA)	2.000	248.4800	496.96	230.00	266.96	-
Total Common Stock (80% of account holdings)			\$23,067.29	\$19,868.11	\$3,199.18	\$135.05
Total Stocks (80% of account holdings)			\$23,067.29	\$19,868.11	\$3,199.18	\$135.05

YR_CE_BPTJSRBBBPNZK_BBBB 20240109



Holdings

Account # Z26-066555
FNU GAGAN - INDIVIDUAL - TOD

Other

Description	Quantity	Price Per Unit	Total Market Value Accrued Interest (AI)	Total Cost Basis	Unrealized Gain/Loss	Income Earned
PROLOGIS INC. COM (PLD)	7.000	\$133.3000	\$933.10	\$722.50	\$210.60	\$13.92
Total Other (3% of account holdings)			\$933.10	\$722.50	\$210.60	\$13.92
Total Holdings			\$28,914.99	\$21,394.61	\$3,653.18	\$298.51
Total income earned on positions no longer held			\$18.31			

All positions held in cash account unless indicated otherwise.

Total Cost Basis does not include the cost basis on core, money market or other positions where cost basis is unknown or not applicable.

h The stated Interest Rate is the interest rate effective for Cash Balances in your FDIC-Insured Deposit Sweep on the last day of the statement period.

q Customers are responsible for monitoring their total assets at the Program Bank to determine the extent of available FDIC insurance. Subject to the terms of the customer agreement, customers are reminded that funds are swept to a Program Bank the business day following the date that funds are credited to your account and until swept to a Program Bank, funds are covered by SIPC. For additional information, please see the FDIC-Insured Deposit Sweep Disclosures on Fidelity.com.

Additional Information and Endnotes

The following interested party information is on file for your account:

PRUDENTIAL FINANCE
COMPLIANCE DEPARTMENT
PO BOX 919
NEWARK NJ 07101-0919

Copyright 2022, S&P Global Market Intelligence. Reproduction of any information, data or material, including ratings ("Content") in any form is prohibited except with the prior written permission of the relevant party. Such party, its affiliates and suppliers ("Content Providers") do not guarantee the accuracy, adequacy, completeness, timeliness or availability of any Content and are not responsible for any errors or omissions (negligent or otherwise), regardless of the cause, or for the results obtained from the use of such Content. In no event shall Content Providers be liable for any damages, costs, expenses, legal fees, or losses (including lost income or lost profit and opportunity costs) in connection with any use of the Content. A reference to a particular investment or security, a rating or any observation concerning an investment that is part of the Content is not a recommendation to buy, sell or hold such investment or security, does not address the suitability of an investment or security and should not be relied on as investment advice. Credit ratings are statements of opinions and are not statements of fact.



Additional Information and Endnotes

Account # Z26-066555
FNU GAGAN - INDIVIDUAL - TOD

Moody's© Copyright 2022, Moody's Investors Service, Inc. ("Moody's"). Moody's ratings ("Ratings") are proprietary to Moody's or its affiliates and are protected by copyright and other intellectual property laws. Ratings are licensed to Licensee by Moody's. RATINGS MAY NOT BE COPIED OR OTHERWISE REPRODUCED, REPACKAGED, FURTHER TRANSMITTED, TRANSFERRED, DISSEMINATED, REDISTRIBUTED OR RESOLD, OR STORED FOR SUBSEQUENT USE FOR ANY SUCH PURPOSE, IN WHOLE OR IN PART, IN ANY FORM OR MANNER OR BY ANY MEANS WHATSOEVER, BY ANY PERSON WITHOUT MOODY'S PRIOR WRITTEN CONSENT. Moody's® is a registered trademark.

Please go to [Fidelity.com/disclosures](https://www.fidelity.com/disclosures) to review important legal and regulatory disclosures. Historical statements, confirms and other regulatory documents are available to access and download at [Fidelity.com/statements](https://www.fidelity.com/statements).

For more information about your statement, please refer to our **Frequently Asked Questions** document at [Fidelity.com/statements](https://www.fidelity.com/statements).



Information About Your Fidelity Statement

Lost or Stolen Cards For 24-Hour worldwide customer service, call 800-529-2164 for American Express or 800-323-5353 for Fidelity® Debit Card.

Additional Investments with Fidelity Make checks payable to Fidelity Investments. Include your account number on the check. For retirement and health savings accounts (HSA), designate in the memo field whether your contribution is for the current or prior year. Mail checks or other inquiries to: Fidelity Investments, P.O. Box 770001, Cincinnati, OH 45277-0003.

Income Summary Shows income by tax status for the statement and year-to-date periods. Except for interest income earned on, or distributed by, tax-exempt securities, Fidelity reports dividends and capital gains held in taxable accounts as taxable income. A portion of income reported as tax-exempt income may be subject to alternative minimum taxes and/or state and local taxes. In Traditional IRAs, Rollover IRAs, SEP-IRAs, SIMPLE IRAs and Keoghs, earnings are reported as tax-deferred income. In Roth IRAs and HSAs, earnings are reported as tax-exempt income as they may be federally tax-exempt if certain conditions are met.

Cost Basis, Gain/Loss, and Holding Period Information NFS is required to report certain cost basis and holding period information to the IRS on Form 1099-B. Unless otherwise specified, NFS applies the average cost method for open-end mutual funds and the first-in, first-out (FIFO) method for all other securities. Cost basis is adjusted for wash sales on securities with the same CUSIP held in the same account (unless your account receives mark-to-market reporting). Your statement may not reflect all adjustments required for tax purposes. Customers should consult their tax advisors for further information.

Cost Fidelity provides purchase cost information for securities held in retirement and HSA accounts. Such information may be adjusted for certain transactions and does not reflect dividends or capital gains reinvestments. Fidelity reports transaction profit or loss information when securities are sold within a retirement or HSA account. Transaction profit or loss is calculated by subtracting purchase cost from sales proceeds

using the FIFO method if shares were purchased at different times or prices. **Statement Mailing** We deliver statements at least four times during the calendar year for any account with a balance.

Statement Discrepancies Please review your statement and report any inaccuracies or discrepancies. Inquiries, concerns or questions regarding your brokerage account or the activity therein should be directed to FBS by calling 800-544-6666, and NFS, who carries your brokerage accounts, by calling 866-408-1138. Any oral communications regarding inaccuracies or discrepancies should be reconfirmed in writing to protect your rights, including those under the Securities Investor Protection Act (SIPA).

Material Changes Please advise us of material changes in your investment objectives or financial situation related to your brokerage account(s).

Mutual Funds and Performance Before investing, consider the funds' investment objectives, risks, charges and expenses. Contact Fidelity for a prospectus containing this information. Read it carefully. Performance data shown represents past performance and is no guarantee of future results. Investment return and principal value will fluctuate, so you may have a gain or loss when shares are sold. Current performance may be higher or lower than that quoted. Visit Fidelity.com/performance for most recent month-end performance.

Sales Loads & Fees Each fund reserves the right to terminate or modify its exchange privilege in the future. In connection with (i) access to, purchase, sale, exchange or redemption of, and/or maintenance of positions in mutual funds, ETFs and other investment products ("funds") or (ii) infrastructure needed to support such funds, some funds, or their investment affiliates, pay FBS and/or NFS sales loads and 12b-1 fees described in the prospectus as well as additional compensation for shareholder services, start-up fees, platform support and maintenance, and marketing, engagement and analytics programs. Additional information about the source(s) and amount(s) of compensation as well as other remuneration received by FBS or NFS will be furnished to you upon written request. At the time you purchase shares of funds those shares will be assigned either a load, transaction fee (TF) or no transaction fee (NTF) status. When you subsequently sell those shares, any fees applicable to your transaction will be assessed based on the status assigned to the shares at the time of purchase.

Additional Information About Your Brokerage Account, If Applicable

Free credit balances (FCB) are funds payable to you on demand. FCB are subject to open commitments such as uncleared checks and exclude proceeds from sales of certificated securities without delivery of the certificate. If your FCB is swept to a core position, you can liquidate the core position and have the proceeds sent to you or held in your account subject to the terms of your account agreement. Required rule 10b-10(a) information not contained herein will be provided on written request. Fidelity may use this free credit balance in connection with its business, subject to applicable law. **Assets Separate from Your Brokerage Account** Only securities in the margin portion of your brokerage account contribute to margin and maintenance requirements. Other Assets, which may be reported on your statement, including insurance products that are distributed by FBS and Fidelity Insurance Agency, Inc. and mutual fund only accounts held directly with the fund (Fidelity Mutual Fund Accounts) are not carried by NFS, not covered by the Securities Investor Protection Corporation (SIPC) and do not count toward your margin and maintenance requirements. Assets held in brokerage accounts managed by Fidelity Personal and Workplace Advisors LLC (FPWA) are carried by NFS and covered by SIPC but do not contribute to your margin and maintenance requirements. **Short Account Balances** Securities sold short are held in a segregated short account. These securities are marked-to-market for margin purposes, and any increase or decrease from the previous week's value is transferred weekly to your margin account. Fidelity represents your short account balance as of the last weekly mark-to-market, not as of the statement end date. **Information About Your Option Transactions** Each transaction confirmation previously delivered to you contains full information about commissions and other charges, and such information is available promptly upon request. Assignments of American and European-style options are allocated among customer short positions pursuant to a random allocation procedure, a description is available upon request. Short positions in American-style options are liable for assignment anytime. The writer of a European-style option is subject to exercise assignment only during the exercise period. For more information, please call Fidelity at 800-544-6666. **Equity Dividend Reinvestment** Shares credited to your account resulted from transactions by FBS acting as agent for your account, or the Depository Trust Company (DTC). **Price Information/Total Market Value** The Total Market Value has been calculated out to 9 decimal places but the individual unit price is displayed in 5 decimal places. The Total Market Value represents prices obtained from various sources, may be impacted by the frequency with which such prices are reported and such prices are not guaranteed. Prices received from pricing vendors are generally based on current market quotes, but when such quotes are not available the pricing vendors use a variety of techniques to estimate value. These estimates, particularly for fixed income securities, may be based on certain minimum principal amounts (e.g. \$1 million) and may not reflect all of the factors that affect the value of the security, including liquidity risk. In certain situations, a price may be derived from a single market participant, also known as a "single broker quote". The prices provided are not firm bids or offers. Certain securities may reflect as N/A or unavailable where the price for such security is generally not available from a pricing source. The Market Value of a security, including those priced at par value, may differ from its purchase price and may not closely reflect the

value at which the security may be sold or purchased based on various market factors. The sale or redemption of any fixed income security prior to maturity may result in a loss. Prices for Certificates of Deposits (CDs) on your statement are generally estimates and are not based on actual market prices. The secondary market for CDs is generally illiquid. You should always request a current valuation for your securities prior to making a financial decision or placing an order.

Executing Orders on the Floor of the NYSE The Floor broker may permit the Designated Market Maker to trade on parity with the order for some or all of the executions associated with filling that order, where such permission would not be inconsistent with the broker's best execution obligations.

SIPC Securities in accounts carried by NFS, a Fidelity Investments company, are protected in accordance with the SIPC up to \$500,000 (including cash claims limited to \$250,000). For details, including the SIPC brochure, please see www.sipc.org or call 1-202-371-8300. NFS has arranged for additional protection for cash and covered securities to supplement its SIPC coverage. Neither coverage protects against a decline in the market value of securities.

Fidelity Investments Fidelity Distributors Company LLC (FDC) is the distributor for Fidelity Funds with marketing and shareholder services provided by FBS or NFS. **Brokerage services are provided by FBS, which clears all transactions through its affiliate, NFS. NFS carries all brokerage accounts. FBS and NFS are members of the NYSE and SIPC.** Upon written request, Fidelity will mail an NFS financial statement, which is also available for inspection at its office. Fidelity Investments (with pyramid logo) is a trademark of FMR LLC.

FPWA Services Fidelity Go®, Fidelity Managed FidFoliosSM and Fidelity® Strategic Disciplines are advisory services offered by FPWA, a registered investment adviser. Fidelity® Strategic Disciplines includes the Breckinridge Intermediate Municipal Strategy, the Fidelity® Equity-Income Strategy, the Fidelity® Tax-Managed U.S. Equity Index Strategy, the Fidelity® U.S. Large Cap Equity Strategy, the Fidelity® International Equity Strategy, the Fidelity® Tax-Managed International Equity Index Strategy, the Fidelity® Intermediate Municipal Strategy and the Fidelity® Core Bond Strategy. Fidelity® Wealth Services are advisory services offered by FPWA or Fidelity Personal Trust Company, FSB (FPTC), a federal savings bank. Nondeposit investment products and trust services offered by FPTC and its affiliates are not insured or guaranteed by the Federal Deposit Insurance Corporation or any other government agency, are not obligations of any bank, and are subject to risk, including possible loss of principal. **These advisory services are provided for a fee.** FBS, NFS, FDC, FPWA and FPTC are direct or indirect subsidiaries of FMR LLC.

Miscellaneous Mutual fund shares, other securities held in your account, and insurance products are neither deposits nor obligations of, nor endorsed or guaranteed by, any bank or other depositing institution, nor are they federally insured by the FDIC or any other agency. If you request a reprint of your statement, the disclosure information may not be the same as the information originally provided. To confirm that an authorized, direct deposit has been made to your Fidelity Account or Fidelity Mutual Fund Account, call Fidelity at 1-800-544-5555.

588130.55.0

YR_CE_BPTJSRBBPNZK_BB8B 20240109



This page intentionally left blank