

# IRS e-file Signature Authorization

▶ ERO must obtain and retain completed Form 8879.  
▶ Go to [www.irs.gov/Form8879](http://www.irs.gov/Form8879) for the latest information.

Submission Identification Number (SID) ▶

Taxpayer's name SAI SIDDARTHA TALLURI	Social security number 781-96-4414
Spouse's name SNIGDHA DODDA	Spouse's social security number 870-04-1180

## Part I Tax Return Information – Tax Year Ending December 31, 2023 (Enter year you are authorizing.)

Enter whole dollars only on lines 1 through 5.

**Note:** Form 1040-SS filers use line 4 only. Leave lines 1, 2, 3, and 5 blank.

1 Adjusted gross income . . . . .	1	162,294.
2 Total tax . . . . .	2	18,710.
3 Federal income tax withheld from Form(s) W-2 and Form(s) 1099 . . . . .	3	23,140.
4 Amount you want refunded to you . . . . .	4	4,938.
5 Amount you owe . . . . .	5	

## Part II Taxpayer Declaration and Signature Authorization (Be sure you get and keep a copy of your return)

Under penalties of perjury, I declare that I have examined a copy of the income tax return (original or amended) I am now authorizing, and to the best of my knowledge and belief, it is true, correct, and complete. I further declare that the amounts in Part I above are the amounts from the income tax return (original or amended) I am now authorizing. I consent to allow my intermediate service provider, transmitter, or electronic return originator (ERO) to send my return to the IRS and to receive from the IRS (a) an acknowledgement of receipt or reason for rejection of the transmission, (b) the reason for any delay in processing the return or refund, and (c) the date of any refund. If applicable, I authorize the U.S. Treasury and its designated Financial Agent to initiate an ACH electronic funds withdrawal (direct debit) entry to the financial institution account indicated in the tax preparation software for payment of my federal taxes owed on this return and/or a payment of estimated tax, and the financial institution to debit the entry to this account. This authorization is to remain in full force and effect until I notify the U.S. Treasury Financial Agent to terminate the authorization. To revoke (cancel) a payment, I must contact the U.S. Treasury Financial Agent at 1-888-353-4537. Payment cancellation requests must be received no later than 2 business days prior to the payment (settlement) date. I also authorize the financial institutions involved in the processing of the electronic payment of taxes to receive confidential information necessary to answer inquiries and resolve issues related to the payment. I further acknowledge that the personal identification number (PIN) below is my signature for the income tax return (original or amended) I am now authorizing and, if applicable, my Electronic Funds Withdrawal Consent.

### Taxpayer's PIN: check one box only

I authorize GLOBAL TAXES LLC to enter or generate my PIN 

6	4	4	1	4
---	---	---	---	---

 as my signature on the income tax return (original or amended) I am now authorizing.

I will enter my PIN as my signature on the income tax return (original or amended) I am now authorizing. Check this box **only** if you are entering your own PIN **and** your return is filed using the Practitioner PIN method. The ERO must complete Part III below.

Your signature ▶ \_\_\_\_\_ Date ▶ \_\_\_\_\_

### Spouse's PIN: check one box only

I authorize GLOBAL TAXES LLC to enter or generate my PIN 

4	1	1	8	0
---	---	---	---	---

 as my signature on the income tax return (original or amended) I am now authorizing.

I will enter my PIN as my signature on the income tax return (original or amended) I am now authorizing. Check this box **only** if you are entering your own PIN **and** your return is filed using the Practitioner PIN method. The ERO must complete Part III below.

Spouse's signature ▶ \_\_\_\_\_ Date ▶ \_\_\_\_\_

### Practitioner PIN Method Returns Only—continue below

## Part III Certification and Authentication – Practitioner PIN Method Only

ERO's EFIN/PIN. Enter your six-digit EFIN followed by your five-digit self-selected PIN. 

2	2	2	4	9	6	0	8	2	7	1
---	---	---	---	---	---	---	---	---	---	---

 Don't enter all zeros

I certify that the above numeric entry is my PIN, which is my signature for the electronic individual income tax return (original or amended) I am now authorized to file for tax year indicated above for the taxpayer(s) indicated above. I confirm that I am submitting this return in accordance with the requirements of the Practitioner PIN method and **Pub. 1345**, Handbook for Authorized IRS e-file Providers of Individual Income Tax Returns.

ERO's signature ▶ \_\_\_\_\_ Date ▶ \_\_\_\_\_

**ERO Must Retain This Form – See Instructions**  
**Don't Submit This Form to the IRS Unless Requested To Do So**

For the year Jan. 1–Dec. 31, 2023, or other tax year beginning , 2023, ending , 20 See separate instructions.

Your first name and middle initial SAI SIDDARTHA Last name TALLURI Your social security number 781 96 4414

If joint return, spouse's first name and middle initial SNIGDHA Last name DODDA Spouse's social security number 870 04 1180

Home address (number and street). If you have a P.O. box, see instructions. 4129 E JONES STREET Apt. no. Presidential Election Campaign

City, town, or post office. If you have a foreign address, also complete spaces below. GILBERT State AZ ZIP code 85295 Check here if you, or your spouse if filing jointly, want \$3 to go to this fund. Checking a box below will not change your tax or refund.

Foreign country name Foreign province/state/county Foreign postal code You Spouse

Filing Status Single Married filing jointly (even if only one had income) Married filing separately (MFS) Head of household (HOH) Qualifying surviving spouse (QSS)

Digital Assets At any time during 2023, did you: (a) receive (as a reward, award, or payment for property or services); or (b) sell, exchange, or otherwise dispose of a digital asset (or a financial interest in a digital asset)? (See instructions.) Yes No

Standard Deduction Someone can claim: You as a dependent Your spouse as a dependent Spouse itemizes on a separate return or you were a dual-status alien

Age/Blindness You: Were born before January 2, 1959 Are blind Spouse: Was born before January 2, 1959 Is blind

Table with 5 columns: (1) First name, Last name, (2) Social security number, (3) Relationship to you, (4) Check the box if qualifies for (see instructions): Child tax credit, Credit for other dependents

Income table with columns 1a-1z and 1a-1z. Rows include Total amount from Form(s) W-2, Household employee wages, Tip income, Medicaid waiver payments, Taxable dependent care benefits, Employer-provided adoption benefits, Wages from Form 8919, Other earned income, Nontaxable combat pay election, Add lines 1a through 1h.

Table with columns 2a-2b, 3a-3b, 4a-4b, 5a-5b, 6a-6b. Rows include Tax-exempt interest, Qualified dividends, IRA distributions, Pensions and annuities, Social security benefits, Taxable interest, Ordinary dividends, Taxable amount.

Table with columns 7-15. Rows include Capital gain or (loss), Additional income from Schedule 1, Add lines 1z, 2b, 3b, 4b, 5b, 6b, 7, and 8. This is your total income, Adjustments to income from Schedule 1, Subtract line 10 from line 9. This is your adjusted gross income, Standard deduction or itemized deductions (from Schedule A), Qualified business income deduction from Form 8995 or Form 8995-A, Add lines 12 and 13, Subtract line 14 from line 11. If zero or less, enter -0-. This is your taxable income.

For Disclosure, Privacy Act, and Paperwork Reduction Act Notice, see separate instructions.

Tax and Credits table with rows 16-24. Includes Tax (see instructions), Amount from Schedule 2, Child tax credit, Amount from Schedule 3, Other taxes, and total tax.

Payments table with rows 25-33. Includes Federal income tax withheld (Form(s) W-2, 1099, etc.), 2023 estimated tax payments, Earned income credit, and total payments.

Refund table with rows 34-36. Includes amount overpaid, amount refunded to you (routing number, account number, type), and amount applied to 2024 estimated tax.

Amount You Owe table with rows 37-38. Includes amount you owe and estimated tax penalty.

Third Party Designee section. Includes question: 'Do you want to allow another person to discuss this return with the IRS?' and fields for name, phone, and PIN.

Sign Here section. Includes declaration of preparer and signature table with fields for signature, date, occupation, and ID protection PIN.

Paid Preparer Use Only section. Includes fields for preparer's name, signature, date, PTIN, firm's name, address, and phone number.

**SCHEDULE 1  
(Form 1040)**

Department of the Treasury  
Internal Revenue Service

**Additional Income and Adjustments to Income**

Attach to Form 1040, 1040-SR, or 1040-NR.

Go to [www.irs.gov/Form1040](http://www.irs.gov/Form1040) for instructions and the latest information.

OMB No. 1545-0074

**2023**

Attachment  
Sequence No. **01**

Name(s) shown on Form 1040, 1040-SR, or 1040-NR  
SAI SIDDARTHA TALLURI & SNIGDHA DODDA

Your social security number  
781-96-4414

**Part I Additional Income**

<b>1</b>	Taxable refunds, credits, or offsets of state and local income taxes . . . . .	<b>1</b>	
<b>2a</b>	Alimony received . . . . .	<b>2a</b>	
<b>b</b>	Date of original divorce or separation agreement (see instructions): _____		
<b>3</b>	Business income or (loss). Attach Schedule C . . . . .	<b>3</b>	9,480.
<b>4</b>	Other gains or (losses). Attach Form 4797 . . . . .	<b>4</b>	
<b>5</b>	Rental real estate, royalties, partnerships, S corporations, trusts, etc. Attach Schedule E . . . . .	<b>5</b>	
<b>6</b>	Farm income or (loss). Attach Schedule F . . . . .	<b>6</b>	
<b>7</b>	Unemployment compensation . . . . .	<b>7</b>	
<b>8</b>	Other income:		
<b>a</b>	Net operating loss . . . . .	<b>8a</b>	( )
<b>b</b>	Gambling . . . . .	<b>8b</b>	
<b>c</b>	Cancellation of debt . . . . .	<b>8c</b>	
<b>d</b>	Foreign earned income exclusion from Form 2555 . . . . .	<b>8d</b>	( )
<b>e</b>	Income from Form 8853 . . . . .	<b>8e</b>	
<b>f</b>	Income from Form 8889 . . . . .	<b>8f</b>	
<b>g</b>	Alaska Permanent Fund dividends . . . . .	<b>8g</b>	
<b>h</b>	Jury duty pay . . . . .	<b>8h</b>	
<b>i</b>	Prizes and awards . . . . .	<b>8i</b>	
<b>j</b>	Activity not engaged in for profit income . . . . .	<b>8j</b>	
<b>k</b>	Stock options . . . . .	<b>8k</b>	
<b>l</b>	Income from the rental of personal property if you engaged in the rental for profit but were not in the business of renting such property . . . . .	<b>8l</b>	
<b>m</b>	Olympic and Paralympic medals and USOC prize money (see instructions) . . . . .	<b>8m</b>	
<b>n</b>	Section 951(a) inclusion (see instructions) . . . . .	<b>8n</b>	
<b>o</b>	Section 951A(a) inclusion (see instructions) . . . . .	<b>8o</b>	
<b>p</b>	Section 461(l) excess business loss adjustment . . . . .	<b>8p</b>	
<b>q</b>	Taxable distributions from an ABL account (see instructions) . . . . .	<b>8q</b>	
<b>r</b>	Scholarship and fellowship grants not reported on Form W-2 . . . . .	<b>8r</b>	
<b>s</b>	Nontaxable amount of Medicaid waiver payments included on Form 1040, line 1a or 1d . . . . .	<b>8s</b>	( )
<b>t</b>	Pension or annuity from a nonqualified deferred compensation plan or a nongovernmental section 457 plan . . . . .	<b>8t</b>	
<b>u</b>	Wages earned while incarcerated . . . . .	<b>8u</b>	
<b>z</b>	Other income. List type and amount: _____		
	Nonemployee compensation from 1099-NEC 653.	<b>8z</b>	653.
<b>9</b>	Total other income. Add lines 8a through 8z . . . . .	<b>9</b>	653.
<b>10</b>	Combine lines 1 through 7 and 9. This is your <b>additional income</b> . Enter here and on Form 1040, 1040-SR, or 1040-NR, line 8 . . . . .	<b>10</b>	10,133.

For Paperwork Reduction Act Notice, see your tax return instructions.

Schedule 1 (Form 1040) 2023

**Part II Adjustments to Income**

<b>11</b>	Educator expenses . . . . .	<b>11</b>	
<b>12</b>	Certain business expenses of reservists, performing artists, and fee-basis government officials. Attach Form 2106 . . . . .	<b>12</b>	
<b>13</b>	Health savings account deduction. Attach Form 8889 . . . . .	<b>13</b>	
<b>14</b>	Moving expenses for members of the Armed Forces. Attach Form 3903 . . . . .	<b>14</b>	
<b>15</b>	Deductible part of self-employment tax. Attach Schedule SE . . . . .	<b>15</b>	127.
<b>16</b>	Self-employed SEP, SIMPLE, and qualified plans . . . . .	<b>16</b>	
<b>17</b>	Self-employed health insurance deduction . . . . .	<b>17</b>	
<b>18</b>	Penalty on early withdrawal of savings . . . . .	<b>18</b>	
<b>19a</b>	Alimony paid . . . . .	<b>19a</b>	
<b>b</b>	Recipient's SSN . . . . .		
<b>c</b>	Date of original divorce or separation agreement (see instructions): _____		
<b>20</b>	IRA deduction . . . . .	<b>20</b>	
<b>21</b>	Student loan interest deduction . . . . .	<b>21</b>	
<b>22</b>	Reserved for future use . . . . .	<b>22</b>	
<b>23</b>	Archer MSA deduction . . . . .	<b>23</b>	
<b>24</b>	Other adjustments:		
<b>a</b>	Jury duty pay (see instructions) . . . . .	<b>24a</b>	
<b>b</b>	Deductible expenses related to income reported on line 8l from the rental of personal property engaged in for profit . . . . .	<b>24b</b>	
<b>c</b>	Nontaxable amount of the value of Olympic and Paralympic medals and USOC prize money reported on line 8m . . . . .	<b>24c</b>	
<b>d</b>	Reforestation amortization and expenses . . . . .	<b>24d</b>	
<b>e</b>	Repayment of supplemental unemployment benefits under the Trade Act of 1974 . . . . .	<b>24e</b>	
<b>f</b>	Contributions to section 501(c)(18)(D) pension plans . . . . .	<b>24f</b>	
<b>g</b>	Contributions by certain chaplains to section 403(b) plans . . . . .	<b>24g</b>	
<b>h</b>	Attorney fees and court costs for actions involving certain unlawful discrimination claims (see instructions) . . . . .	<b>24h</b>	
<b>i</b>	Attorney fees and court costs you paid in connection with an award from the IRS for information you provided that helped the IRS detect tax law violations . . . . .	<b>24i</b>	
<b>j</b>	Housing deduction from Form 2555 . . . . .	<b>24j</b>	
<b>k</b>	Excess deductions of section 67(e) expenses from Schedule K-1 (Form 1041) . . . . .	<b>24k</b>	
<b>z</b>	Other adjustments. List type and amount: _____	<b>24z</b>	
<b>25</b>	Total other adjustments. Add lines 24a through 24z . . . . .	<b>25</b>	
<b>26</b>	Add lines 11 through 23 and 25. These are your <b>adjustments to income</b> . Enter here and on Form 1040, 1040-SR, or 1040-NR, line 10 . . . . .	<b>26</b>	127.

**SCHEDULE 2  
(Form 1040)**

Department of the Treasury  
Internal Revenue Service

**Additional Taxes**

Attach to Form 1040, 1040-SR, or 1040-NR.  
Go to [www.irs.gov/Form1040](http://www.irs.gov/Form1040) for instructions and the latest information.

OMB No. 1545-0074

**2023**  
Attachment  
Sequence No. **02**

Name(s) shown on Form 1040, 1040-SR, or 1040-NR  
SAI SIDDARTHA TALLURI & SNIGDHA DODDA

Your social security number  
781-96-4414

**Part I Tax**

<b>1</b>	Alternative minimum tax. Attach Form 6251 . . . . .	<b>1</b>	
<b>2</b>	Excess advance premium tax credit repayment. Attach Form 8962 . . . . .	<b>2</b>	
<b>3</b>	Add lines 1 and 2. Enter here and on Form 1040, 1040-SR, or 1040-NR, line 17 . . . . .	<b>3</b>	

**Part II Other Taxes**

<b>4</b>	Self-employment tax. Attach Schedule SE . . . . .	<b>4</b>	254.
<b>5</b>	Social security and Medicare tax on unreported tip income. Attach Form 4137 . . . . .	<b>5</b>	
<b>6</b>	Uncollected social security and Medicare tax on wages. Attach Form 8919 . . . . .	<b>6</b>	
<b>7</b>	Total additional social security and Medicare tax. Add lines 5 and 6 . . . . .	<b>7</b>	
<b>8</b>	Additional tax on IRAs or other tax-favored accounts. Attach Form 5329 if required. If not required, check here <input type="checkbox"/> . . . . .	<b>8</b>	
<b>9</b>	Household employment taxes. Attach Schedule H . . . . .	<b>9</b>	
<b>10</b>	Repayment of first-time homebuyer credit. Attach Form 5405 if required . . . . .	<b>10</b>	
<b>11</b>	Additional Medicare Tax. Attach Form 8959 . . . . .	<b>11</b>	
<b>12</b>	Net investment income tax. Attach Form 8960 . . . . .	<b>12</b>	
<b>13</b>	Uncollected social security and Medicare or RRTA tax on tips or group-term life insurance from Form W-2, box 12 . . . . .	<b>13</b>	
<b>14</b>	Interest on tax due on installment income from the sale of certain residential lots and timeshares . . . . .	<b>14</b>	
<b>15</b>	Interest on the deferred tax on gain from certain installment sales with a sales price over \$150,000 . . . . .	<b>15</b>	
<b>16</b>	Recapture of low-income housing credit. Attach Form 8611 . . . . .	<b>16</b>	

(continued on page 2)

**Part II Other Taxes** *(continued)*

<b>17</b>	Other additional taxes:		
<b>a</b>	Recapture of other credits. List type, form number, and amount: _____	<b>17a</b>	
<b>b</b>	Recapture of federal mortgage subsidy, if you sold your home see instructions . . . . .	<b>17b</b>	
<b>c</b>	Additional tax on HSA distributions. Attach Form 8889 . . . . .	<b>17c</b>	
<b>d</b>	Additional tax on an HSA because you didn't remain an eligible individual. Attach Form 8889 . . . . .	<b>17d</b>	
<b>e</b>	Additional tax on Archer MSA distributions. Attach Form 8853 . . . . .	<b>17e</b>	
<b>f</b>	Additional tax on Medicare Advantage MSA distributions. Attach Form 8853 . . . . .	<b>17f</b>	
<b>g</b>	Recapture of a charitable contribution deduction related to a fractional interest in tangible personal property . . . . .	<b>17g</b>	
<b>h</b>	Income you received from a nonqualified deferred compensation plan that fails to meet the requirements of section 409A . . . . .	<b>17h</b>	
<b>i</b>	Compensation you received from a nonqualified deferred compensation plan described in section 457A . . . . .	<b>17i</b>	
<b>j</b>	Section 72(m)(5) excess benefits tax . . . . .	<b>17j</b>	
<b>k</b>	Golden parachute payments . . . . .	<b>17k</b>	
<b>l</b>	Tax on accumulation distribution of trusts . . . . .	<b>17l</b>	
<b>m</b>	Excise tax on insider stock compensation from an expatriated corporation . . . . .	<b>17m</b>	
<b>n</b>	Look-back interest under section 167(g) or 460(b) from Form 8697 or 8866 . . . . .	<b>17n</b>	
<b>o</b>	Tax on non-effectively connected income for any part of the year you were a nonresident alien from Form 1040-NR . . . . .	<b>17o</b>	
<b>p</b>	Any interest from Form 8621, line 16f, relating to distributions from, and dispositions of, stock of a section 1291 fund . . . . .	<b>17p</b>	
<b>q</b>	Any interest from Form 8621, line 24 . . . . .	<b>17q</b>	
<b>z</b>	Any other taxes. List type and amount: _____ _____	<b>17z</b>	
<b>18</b>	Total additional taxes. Add lines 17a through 17z . . . . .		<b>18</b>
<b>19</b>	Reserved for future use . . . . .		<b>19</b>
<b>20</b>	Section 965 net tax liability installment from Form 965-A . . . . .	<b>20</b>	
<b>21</b>	Add lines 4, 7 through 16, and 18. These are your <b>total other taxes</b> . Enter here and on Form 1040 or 1040-SR, line 23, or Form 1040-NR, line 23b . . . . .		<b>21</b>

254.

**SCHEDULE 3  
(Form 1040)**

Department of the Treasury  
Internal Revenue Service

**Additional Credits and Payments**

Attach to Form 1040, 1040-SR, or 1040-NR.  
Go to [www.irs.gov/Form1040](http://www.irs.gov/Form1040) for instructions and the latest information.

OMB No. 1545-0074

**2023**  
Attachment  
Sequence No. **03**

Name(s) shown on Form 1040, 1040-SR, or 1040-NR  
SAI SIDDARTHA TALLURI & SNIGDHA DODDA

Your social security number  
781-96-4414

**Part I Nonrefundable Credits**

<b>1</b>	Foreign tax credit. Attach Form 1116 if required . . . . .	<b>1</b>	
<b>2</b>	Credit for child and dependent care expenses from Form 2441, line 11. Attach Form 2441 . . . . .	<b>2</b>	
<b>3</b>	Education credits from Form 8863, line 19 . . . . .	<b>3</b>	1,770.
<b>4</b>	Retirement savings contributions credit. Attach Form 8880 . . . . .	<b>4</b>	
<b>5a</b>	Residential clean energy credit from Form 5695, line 15 . . . . .	<b>5a</b>	
<b>b</b>	Energy efficient home improvement credit from Form 5695, line 32 . . . . .	<b>5b</b>	
<b>6</b>	Other nonrefundable credits:		
<b>a</b>	General business credit. Attach Form 3800 . . . . .	<b>6a</b>	
<b>b</b>	Credit for prior year minimum tax. Attach Form 8801 . . . . .	<b>6b</b>	
<b>c</b>	Adoption credit. Attach Form 8839 . . . . .	<b>6c</b>	
<b>d</b>	Credit for the elderly or disabled. Attach Schedule R . . . . .	<b>6d</b>	
<b>e</b>	Reserved for future use . . . . .	<b>6e</b>	
<b>f</b>	Clean vehicle credit. Attach Form 8936 . . . . .	<b>6f</b>	
<b>g</b>	Mortgage interest credit. Attach Form 8396 . . . . .	<b>6g</b>	
<b>h</b>	District of Columbia first-time homebuyer credit. Attach Form 8859 . . . . .	<b>6h</b>	
<b>i</b>	Qualified electric vehicle credit. Attach Form 8834 . . . . .	<b>6i</b>	
<b>j</b>	Alternative fuel vehicle refueling property credit. Attach Form 8911 . . . . .	<b>6j</b>	
<b>k</b>	Credit to holders of tax credit bonds. Attach Form 8912 . . . . .	<b>6k</b>	
<b>l</b>	Amount on Form 8978, line 14. See instructions . . . . .	<b>6l</b>	
<b>m</b>	Credit for previously owned clean vehicles. Attach Form 8936 . . . . .	<b>6m</b>	
<b>z</b>	Other nonrefundable credits. List type and amount: _____ _____	<b>6z</b>	
<b>7</b>	Total other nonrefundable credits. Add lines 6a through 6z . . . . .	<b>7</b>	
<b>8</b>	Add lines 1 through 4, 5a, 5b, and 7. Enter here and on Form 1040, 1040-SR, or 1040-NR, line 20 . . . . .	<b>8</b>	1,770.

(continued on page 2)



**Part II Other Payments and Refundable Credits**

<b>9</b>	Net premium tax credit. Attach Form 8962 . . . . .		<b>9</b>	
<b>10</b>	Amount paid with request for extension to file (see instructions) . . . . .		<b>10</b>	
<b>11</b>	Excess social security and tier 1 RRTA tax withheld . . . . .		<b>11</b>	508.
<b>12</b>	Credit for federal tax on fuels. Attach Form 4136 . . . . .		<b>12</b>	
<b>13</b>	Other payments or refundable credits:			
<b>a</b>	Form 2439 . . . . .	<b>13a</b>		
<b>b</b>	Credit for repayment of amounts included in income from earlier years . . . . .	<b>13b</b>		
<b>c</b>	Elective payment election amount from Form 3800, Part III, line 6, column (i) . . . . .	<b>13c</b>		
<b>d</b>	Deferred amount of net 965 tax liability (see instructions) . . . . .	<b>13d</b>		
<b>z</b>	Other payments or refundable credits. List type and amount: _____	<b>13z</b>		
<b>14</b>	Total other payments or refundable credits. Add lines 13a through 13z . . . . .		<b>14</b>	
<b>15</b>	Add lines 9 through 12 and 14. Enter here and on Form 1040, 1040-SR, or 1040-NR, line 31 . . . . .		<b>15</b>	508.

**SCHEDULE B  
(Form 1040)**

Department of the Treasury  
Internal Revenue Service

**Interest and Ordinary Dividends**

Attach to Form 1040 or 1040-SR.

Go to [www.irs.gov/ScheduleB](http://www.irs.gov/ScheduleB) for instructions and the latest information.

OMB No. 1545-0074

**2023**  
Attachment  
Sequence No. **08**

Name(s) shown on return

SAI SIDDARTHA TALLURI & SNIGDHA DODDA

Your social security number

781-96-4414

**Part I  
Interest**

(See instructions and the Instructions for Form 1040, line 2b.)

**Note:** If you received a Form 1099-INT, Form 1099-OID, or substitute statement from a brokerage firm, list the firm's name as the payer and enter the total interest shown on that form.

**1** List name of payer. If any interest is from a seller-financed mortgage and the buyer used the property as a personal residence, see the instructions and list this interest first. Also, show that buyer's social security number and address:

DISCOVER BANK  
DEPARTMENT OF THE TREASURY

**Amount**

5,239.  
825.

**1**

**2** Add the amounts on line 1 . . . . . **2** 6,064.  
**3** Excludable interest on series EE and I U.S. savings bonds issued after 1989. Attach Form 8815 . . . . . **3**  
**4** Subtract line 3 from line 2. Enter the result here and on Form 1040 or 1040-SR, line 2b **4** 6,064.

**Note:** If line 4 is over \$1,500, you must complete Part III.

**Amount**

**Part II  
Ordinary Dividends**

(See instructions and the Instructions for Form 1040, line 3b.)

**Note:** If you received a Form 1099-DIV or substitute statement from a brokerage firm, list the firm's name as the payer and enter the ordinary dividends shown on that form.

**5** List name of payer: \_\_\_\_\_

**5**

**6** Add the amounts on line 5. Enter the total here and on Form 1040 or 1040-SR, line 3b **6**

**Note:** If line 6 is over \$1,500, you must complete Part III.

**Part III  
Foreign Accounts and Trusts**

You must complete this part if you (a) had over \$1,500 of taxable interest or ordinary dividends; (b) had a foreign account; or (c) received a distribution from, or were a grantor of, or a transferor to, a foreign trust.

**Caution:** If required, failure to file FinCEN Form 114 may result in substantial penalties. Additionally, you may be required to file Form 8938, Statement of Specified Foreign Financial Assets. See instructions.

- 7a** At any time during 2023, did you have a financial interest in or signature authority over a financial account (such as a bank account, securities account, or brokerage account) located in a foreign country? See instructions . . . . .
- If "Yes," are you required to file FinCEN Form 114, Report of Foreign Bank and Financial Accounts (FBAR), to report that financial interest or signature authority? See FinCEN Form 114 and its instructions for filing requirements and exceptions to those requirements . . . . .
- b** If you are required to file FinCEN Form 114, list the name(s) of the foreign country(-ies) where the financial account(s) is (are) located: \_\_\_\_\_
- 8** During 2023, did you receive a distribution from, or were you the grantor of, or transferor to, a foreign trust? If "Yes," you may have to file Form 3520. See instructions . . . . .

Yes	No
	X
	X

**SCHEDULE C  
(Form 1040)**

**Profit or Loss From Business  
(Sole Proprietorship)**

OMB No. 1545-0074

**2023**

Attachment  
Sequence No. **09**

Department of the Treasury  
Internal Revenue Service

**Attach to Form 1040, 1040-SR, 1040-SS, 1040-NR, or 1041; partnerships must generally file Form 1065.  
Go to [www.irs.gov/ScheduleC](http://www.irs.gov/ScheduleC) for instructions and the latest information.**

Name of proprietor <b>SAI SIDDARTHA TALLURI</b>		Social security number (SSN) 781-96-4414
<b>A</b> Principal business or profession, including product or service (see instructions) SOFTWARE SERVICES	<b>B</b> Enter code from instructions 5 4 1 9 9 0	
<b>C</b> Business name. If no separate business name, leave blank. SNIGDHA INFO TEK LLC	<b>D</b> Employer ID number (EIN) (see instr.)	
<b>E</b> Business address (including suite or room no.) <u>1295 ZION ARCHES LN</u> City, town or post office, state, and ZIP code <u>WESLEY CHAPEL, FL 33543</u>		
<b>F</b> Accounting method: (1) <input checked="" type="checkbox"/> Cash (2) <input type="checkbox"/> Accrual (3) <input type="checkbox"/> Other (specify) _____		
<b>G</b> Did you "materially participate" in the operation of this business during 2023? If "No," see instructions for limit on losses . <input checked="" type="checkbox"/> <b>Yes</b> <input type="checkbox"/> <b>No</b>		
<b>H</b> If you started or acquired this business during 2023, check here . . . . . <input type="checkbox"/>		
<b>I</b> Did you make any payments in 2023 that would require you to file Form(s) 1099? See instructions . . . . . <input type="checkbox"/> <b>Yes</b> <input checked="" type="checkbox"/> <b>No</b>		
<b>J</b> If "Yes," did you or will you file required Form(s) 1099? . . . . . <input type="checkbox"/> <b>Yes</b> <input type="checkbox"/> <b>No</b>		

**Part I Income**

<b>1</b> Gross receipts or sales. See instructions for line 1 and check the box if this income was reported to you on Form W-2 and the "Statutory employee" box on that form was checked . . . . . <input type="checkbox"/>	<b>1</b>	217,849.
<b>2</b> Returns and allowances . . . . .	<b>2</b>	
<b>3</b> Subtract line 2 from line 1 . . . . .	<b>3</b>	217,849.
<b>4</b> Cost of goods sold (from line 42) . . . . .	<b>4</b>	
<b>5</b> <b>Gross profit.</b> Subtract line 4 from line 3 . . . . .	<b>5</b>	217,849.
<b>6</b> Other income, including federal and state gasoline or fuel tax credit or refund (see instructions) . . . . .	<b>6</b>	
<b>7</b> <b>Gross income.</b> Add lines 5 and 6 . . . . .	<b>7</b>	217,849.

**Part II Expenses.** Enter expenses for business use of your home **only** on line 30.

<b>8</b> Advertising . . . . .	<b>8</b>		
<b>9</b> Car and truck expenses (see instructions) . . . . .	<b>9</b>		
<b>10</b> Commissions and fees . . . . .	<b>10</b>		
<b>11</b> Contract labor (see instructions) . . . . .	<b>11</b>		
<b>12</b> Depletion . . . . .	<b>12</b>		
<b>13</b> Depreciation and section 179 expense deduction (not included in Part III) (see instructions) . . . . .	<b>13</b>		
<b>14</b> Employee benefit programs (other than on line 19) . . . . .	<b>14</b>		
<b>15</b> Insurance (other than health) . . . . .	<b>15</b>		
<b>16</b> Interest (see instructions):			
<b>a</b> Mortgage (paid to banks, etc.) . . . . .	<b>16a</b>		
<b>b</b> Other . . . . .	<b>16b</b>		
<b>17</b> Legal and professional services . . . . .	<b>17</b>		
<b>18</b> Office expense (see instructions) . . . . .	<b>18</b>		
<b>19</b> Pension and profit-sharing plans . . . . .	<b>19</b>		
<b>20</b> Rent or lease (see instructions):			
<b>a</b> Vehicles, machinery, and equipment . . . . .	<b>20a</b>	732.	
<b>b</b> Other business property . . . . .	<b>20b</b>	0.	
<b>21</b> Repairs and maintenance . . . . .	<b>21</b>	926.	
<b>22</b> Supplies (not included in Part III) . . . . .	<b>22</b>		
<b>23</b> Taxes and licenses . . . . .	<b>23</b>		
<b>24</b> Travel and meals:			
<b>a</b> Travel . . . . .	<b>24a</b>	6,794.	
<b>b</b> Deductible meals (see instructions) . . . . .	<b>24b</b>	4,423.	
<b>25</b> Utilities . . . . .	<b>25</b>	4,608.	
<b>26</b> Wages (less employment credits) . . . . .	<b>26</b>		
<b>27a</b> Other expenses (from line 48) . . . . .	<b>27a</b>	190,886.	
<b>b</b> Energy efficient commercial bldgs deduction (attach Form 7205) . . . . .	<b>27b</b>		
<b>28</b> <b>Total expenses</b> before expenses for business use of home. Add lines 8 through 27b . . . . .	<b>28</b>	208,369.	
<b>29</b> Tentative profit or (loss). Subtract line 28 from line 7 . . . . .	<b>29</b>	9,480.	
<b>30</b> Expenses for business use of your home. Do not report these expenses elsewhere. Attach Form 8829 unless using the simplified method. See instructions. <b>Simplified method filers only:</b> Enter the total square footage of (a) your home: _____ and (b) the part of your home used for business: _____. Use the Simplified Method Worksheet in the instructions to figure the amount to enter on line 30 . . . . .	<b>30</b>		
<b>31</b> <b>Net profit or (loss).</b> Subtract line 30 from line 29. • If a profit, enter on both <b>Schedule 1 (Form 1040), line 3</b> , and on <b>Schedule SE, line 2</b> . (If you checked the box on line 1, see instructions.) Estates and trusts, enter on <b>Form 1041, line 3</b> . • If a loss, you <b>must</b> go to line 32.	<b>31</b>	9,480.	
<b>32</b> If you have a loss, check the box that describes your investment in this activity. See instructions. • If you checked 32a, enter the loss on both <b>Schedule 1 (Form 1040), line 3</b> , and on <b>Schedule SE, line 2</b> . (If you checked the box on line 1, see the line 31 instructions.) Estates and trusts, enter on <b>Form 1041, line 3</b> . • If you checked 32b, you <b>must</b> attach <b>Form 6198</b> . Your loss may be limited.			<b>32a</b> <input type="checkbox"/> All investment is at risk. <b>32b</b> <input type="checkbox"/> Some investment is not at risk.

**Part III Cost of Goods Sold** (see instructions)

**33** Method(s) used to value closing inventory:    **a**  Cost    **b**  Lower of cost or market    **c**  Other (attach explanation)

**34** Was there any change in determining quantities, costs, or valuations between opening and closing inventory? If "Yes," attach explanation . . . . .  **Yes**     **No**

<b>35</b> Inventory at beginning of year. If different from last year's closing inventory, attach explanation . . . . .	<b>35</b>	
<b>36</b> Purchases less cost of items withdrawn for personal use . . . . .	<b>36</b>	
<b>37</b> Cost of labor. Do not include any amounts paid to yourself . . . . .	<b>37</b>	
<b>38</b> Materials and supplies . . . . .	<b>38</b>	
<b>39</b> Other costs . . . . .	<b>39</b>	
<b>40</b> Add lines 35 through 39 . . . . .	<b>40</b>	
<b>41</b> Inventory at end of year . . . . .	<b>41</b>	
<b>42</b> <b>Cost of goods sold.</b> Subtract line 41 from line 40. Enter the result here and on line 4 . . . . .	<b>42</b>	

**Part IV Information on Your Vehicle.** Complete this part **only** if you are claiming car or truck expenses on line 9 and are not required to file Form 4562 for this business. See the instructions for line 13 to find out if you must file Form 4562.

**43** When did you place your vehicle in service for business purposes? (month/day/year) \_\_\_\_\_

**44** Of the total number of miles you drove your vehicle during 2023, enter the number of miles you used your vehicle for:

**a** Business \_\_\_\_\_    **b** Commuting (see instructions) \_\_\_\_\_    **c** Other \_\_\_\_\_

**45** Was your vehicle available for personal use during off-duty hours? . . . . .  **Yes**     **No**

**46** Do you (or your spouse) have another vehicle available for personal use?. . . . .  **Yes**     **No**

**47a** Do you have evidence to support your deduction? . . . . .  **Yes**     **No**

**b** If "Yes," is the evidence written? . . . . .  **Yes**     **No**

**Part V Other Expenses.** List below business expenses not included on lines 8–26, line 27b, or line 30.

CONTRACTER-KOSHER TECHNOLOGIES LLC		75,154.
CONTRACTER-MANKIND AMERICA LLC		22,464.
CONTRACTER-OVS TECHNOLOGIES INC		72,760.
WEBSITE CHARGES		285.
EMAIL GODADDY CHARGES		183.
TAX FILING CHARGES		730.
OFFICE EXPENSES		4,107.
OTHER EXPENSES		11,438.
FUEL AND PARKING FEE		3,765.
<b>48</b> <b>Total other expenses.</b> Enter here and on line 27a . . . . .	<b>48</b>	190,886.

**SCHEDULE SE  
(Form 1040)**

**Self-Employment Tax**

OMB No. 1545-0074

Department of the Treasury  
Internal Revenue Service

Attach to Form 1040, 1040-SR, 1040-SS, or 1040-NR.

**2023**  
Attachment  
Sequence No. **17**

Go to [www.irs.gov/ScheduleSE](http://www.irs.gov/ScheduleSE) for instructions and the latest information.

Name of person with self-employment income (as shown on Form 1040, 1040-SR, 1040-SS, or 1040-NR)  
SAI SIDDARTHA TALLURI

Social security number of person  
with self-employment income 781-96-4414

**Part I Self-Employment Tax**

**Note:** If your only income subject to self-employment tax is **church employee income**, see instructions for how to report your income and the definition of church employee income.

**A** If you are a minister, member of a religious order, or Christian Science practitioner **and** you filed Form 4361, but you had \$400 or more of **other** net earnings from self-employment, check here and continue with Part I

Skip lines 1a and 1b if you use the farm optional method in Part II. See instructions.

**1a** Net farm profit or (loss) from Schedule F, line 34, and farm partnerships, Schedule K-1 (Form 1065), box 14, code A **1a**

**b** If you received social security retirement or disability benefits, enter the amount of Conservation Reserve Program payments included on Schedule F, line 4b, or listed on Schedule K-1 (Form 1065), box 20, code AQ **1b** ( )

Skip line 2 if you use the nonfarm optional method in Part II. See instructions.

**2** Net profit or (loss) from Schedule C, line 31; and Schedule K-1 (Form 1065), box 14, code A (other than farming). See instructions for other income to report or if you are a minister or member of a religious order **2** 9,480.

**3** Combine lines 1a, 1b, and 2 **3** 9,480.

**4a** If line 3 is more than zero, multiply line 3 by 92.35% (0.9235). Otherwise, enter amount from line 3 **4a** 8,755.

**Note:** If line 4a is less than \$400 due to Conservation Reserve Program payments on line 1b, see instructions.

**b** If you elect one or both of the optional methods, enter the total of lines 15 and 17 here **4b**

**c** Combine lines 4a and 4b. If less than \$400, **stop**; you don't owe self-employment tax. **Exception:** If less than \$400 and you had **church employee income**, enter -0- and continue **4c** 8,755.

**5a** Enter your **church employee income** from Form W-2. See instructions for definition of church employee income **5a**

**b** Multiply line 5a by 92.35% (0.9235). If less than \$100, enter -0- **5b** 0.

**6** Add lines 4c and 5b **6** 8,755.

**7** Maximum amount of combined wages and self-employment earnings subject to social security tax or the 6.2% portion of the 7.65% railroad retirement (tier 1) tax for 2023 **7** 160,200

**8a** Total social security wages and tips (total of boxes 3 and 7 on Form(s) W-2) and railroad retirement (tier 1) compensation. If \$160,200 or more, skip lines 8b through 10, and go to line 11 **8a** 168,395.

**b** Unreported tips subject to social security tax from Form 4137, line 10 **8b**

**c** Wages subject to social security tax from Form 8919, line 10 **8c**

**d** Add lines 8a, 8b, and 8c **8d**

**9** Subtract line 8d from line 7. If zero or less, enter -0- here and on line 10 and go to line 11 **9**

**10** Multiply the **smaller** of line 6 or line 9 by 12.4% (0.124) **10**

**11** Multiply line 6 by 2.9% (0.029) **11** 254.

**12 Self-employment tax.** Add lines 10 and 11. Enter here and on **Schedule 2 (Form 1040), line 4, or Form 1040-SS, Part I, line 3** **12** 254.

**13 Deduction for one-half of self-employment tax.** Multiply line 12 by 50% (0.50). Enter here and on **Schedule 1 (Form 1040), line 15** **13** 127.

For Paperwork Reduction Act Notice, see your tax return instructions.

Schedule SE (Form 1040) 2023

**Part II Optional Methods To Figure Net Earnings** (see instructions)

**Farm Optional Method.** You may use this method **only** if **(a)** your gross farm income<sup>1</sup> wasn't more than \$9,840, **or (b)** your net farm profits<sup>2</sup> were less than \$7,103.

<b>14</b> Maximum income for optional methods . . . . .	<b>14</b>	6,560
<b>15</b> Enter the <b>smaller</b> of: two-thirds ( <sup>2</sup> / <sub>3</sub> ) of gross farm income <sup>1</sup> (not less than zero) <b>or</b> \$6,560. Also, include this amount on line 4b above . . . . .	<b>15</b>	

**Nonfarm Optional Method.** You may use this method **only** if **(a)** your net nonfarm profits<sup>3</sup> were less than \$7,103 and also less than 72.189% of your gross nonfarm income,<sup>4</sup> **and (b)** you had net earnings from self-employment of at least \$400 in 2 of the prior 3 years. **Caution:** You may use this method no more than five times.

<b>16</b> Subtract line 15 from line 14 . . . . .	<b>16</b>	
<b>17</b> Enter the <b>smaller</b> of: two-thirds ( <sup>2</sup> / <sub>3</sub> ) of gross nonfarm income <sup>4</sup> (not less than zero) <b>or</b> the amount on line 16. Also, include this amount on line 4b above . . . . .	<b>17</b>	

<sup>1</sup> From Sch. F, line 9; and Sch. K-1 (Form 1065), box 14, code B.

<sup>2</sup> From Sch. F, line 34; and Sch. K-1 (Form 1065), box 14, code A—minus the amount you would have entered on line 1b had you not used the optional method.

<sup>3</sup> From Sch. C, line 31; and Sch. K-1 (Form 1065), box 14, code A.

<sup>4</sup> From Sch. C, line 7; and Sch. K-1 (Form 1065), box 14, code C.

**Education Credits**  
**(American Opportunity and Lifetime Learning Credits)**

Department of the Treasury  
Internal Revenue Service

Attach to Form 1040 or 1040-SR.  
Go to [www.irs.gov/Form8863](http://www.irs.gov/Form8863) for instructions and the latest information.

**2023**  
Attachment  
Sequence No. **50**

Name(s) shown on return

Your social security number

SAI SIDDARTHA TALLURI & SNIGDHA DODDA

781 | 96 | 4414



*Complete a separate Part III on page 2 for each student for whom you're claiming either credit before you complete Parts I and II.*

**Part I Refundable American Opportunity Credit**

<b>1</b>	After completing Part III for each student, enter the total of all amounts from all Parts III, line 30 . . . . .	<b>1</b>	
<b>2</b>	Enter: \$180,000 if married filing jointly; \$90,000 if single, head of household, or qualifying surviving spouse . . . . .	<b>2</b>	
<b>3</b>	Enter the amount from Form 1040 or 1040-SR, line 11. But if you're filing Form 2555 or 4563, or you're excluding income from Puerto Rico, see Pub. 970 for the amount to enter instead . . . . .	<b>3</b>	
<b>4</b>	Subtract line 3 from line 2. If zero or less, <b>stop</b> ; you can't take any education credit . . . . .	<b>4</b>	
<b>5</b>	Enter: \$20,000 if married filing jointly; \$10,000 if single, head of household, or qualifying surviving spouse . . . . .	<b>5</b>	
<b>6</b>	If line 4 is: • Equal to or more than line 5, enter 1.000 on line 6 . . . . . • Less than line 5, divide line 4 by line 5. Enter the result as a decimal (rounded to at least three places) . . . . .	<b>6</b>	
<b>7</b>	Multiply line 1 by line 6. <b>Caution:</b> If you were under age 24 at the end of the year <b>and</b> meet the conditions described in the instructions, you <b>can't</b> take the refundable American opportunity credit; skip line 8, enter the amount from line 7 on line 9, and check this box <input type="checkbox"/> . . . . .	<b>7</b>	
<b>8</b>	<b>Refundable American opportunity credit.</b> Multiply line 7 by 40% (0.40). Enter the amount here and on Form 1040 or 1040-SR, line 29. Then go to line 9 below. . . . .	<b>8</b>	

**Part II Nonrefundable Education Credits**

<b>9</b>	Subtract line 8 from line 7. Enter here and on line 2 of the Credit Limit Worksheet (see instructions) . . . . .	<b>9</b>	
<b>10</b>	After completing Part III for each student, enter the total of all amounts from all Parts III, line 31. If zero, skip lines 11 through 17, enter -0- on line 18, and go to line 19 . . . . .	<b>10</b>	13,562.
<b>11</b>	Enter the smaller of line 10 or \$10,000 . . . . .	<b>11</b>	10,000.
<b>12</b>	Multiply line 11 by 20% (0.20) . . . . .	<b>12</b>	2,000.
<b>13</b>	Enter: \$180,000 if married filing jointly; \$90,000 if single, head of household, or qualifying surviving spouse . . . . .	<b>13</b>	180,000.
<b>14</b>	Enter the amount from Form 1040 or 1040-SR, line 11. But if you're filing Form 2555 or 4563, or you're excluding income from Puerto Rico, see Pub. 970 for the amount to enter instead . . . . .	<b>14</b>	162,294.
<b>15</b>	Subtract line 14 from line 13. If zero or less, skip lines 16 and 17, enter -0- on line 18, and go to line 19 . . . . .	<b>15</b>	17,706.
<b>16</b>	Enter: \$20,000 if married filing jointly; \$10,000 if single, head of household, or qualifying surviving spouse . . . . .	<b>16</b>	20,000.
<b>17</b>	If line 15 is: • Equal to or more than line 16, enter 1.000 on line 17 and go to line 18 . . . . . • Less than line 16, divide line 15 by line 16. Enter the result as a decimal (rounded to at least three places) . . . . .	<b>17</b>	0.885
<b>18</b>	Multiply line 12 by line 17. Enter here and on line 1 of the Credit Limit Worksheet (see instructions) . . . . .	<b>18</b>	1,770.
<b>19</b>	<b>Nonrefundable education credits.</b> Enter the amount from line 7 of the Credit Limit Worksheet (see instructions) here and on Schedule 3 (Form 1040), line 3 . . . . .	<b>19</b>	1,770.

Name(s) shown on return

SAI SIDDARTHA TALLURI & SNIGDHA DODDA

Your social security number

781 | 96 | 4414



**Complete Part III for each student for whom you're claiming either the American opportunity credit or lifetime learning credit. Use additional copies of page 2 as needed for each student.**

**Part III Student and Educational Institution Information.** See instructions.

<p><b>20</b> Student name (as shown on page 1 of your tax return) SNIGDHA DODDA</p>	<p><b>21</b> Student social security number (as shown on page 1 of your tax return)  870-04-1180</p>
---	--

<b>22</b> Educational institution information (see instructions)	
<p><b>a.</b> Name of first educational institution OKLAHOMA CHRISTIAN UNIVERSITY</p> <p><b>(1)</b> Address. Number and street (or P.O. box). City, town or post office, state, and ZIP code. If a foreign address, see instructions. PO BOX 11000 OKLAHOMA CITY OK 73136</p> <p><b>(2)</b> Did the student receive Form 1098-T from this institution for 2023? <input checked="" type="checkbox"/> Yes <input type="checkbox"/> No</p> <p><b>(3)</b> Did the student receive Form 1098-T from this institution for 2022 with box 7 checked? <input type="checkbox"/> Yes <input checked="" type="checkbox"/> No</p> <p><b>(4)</b> Enter the institution's employer identification number (EIN) if you're claiming the American opportunity credit or if you checked "Yes" in (2) or (3). You can get the EIN from Form 1098-T or from the institution.  73-0555460</p>	<p><b>b.</b> Name of second educational institution (if any)</p> <p><b>(1)</b> Address. Number and street (or P.O. box). City, town or post office, state, and ZIP code. If a foreign address, see instructions.</p> <p><b>(2)</b> Did the student receive Form 1098-T from this institution for 2023? <input type="checkbox"/> Yes <input type="checkbox"/> No</p> <p><b>(3)</b> Did the student receive Form 1098-T from this institution for 2022 with box 7 checked? <input type="checkbox"/> Yes <input type="checkbox"/> No</p> <p><b>(4)</b> Enter the institution's employer identification number (EIN) if you're claiming the American opportunity credit or if you checked "Yes" in (2) or (3). You can get the EIN from Form 1098-T or from the institution.</p>

**23** Has the American opportunity credit been claimed for this student for any 4 prior tax years?  Yes — **Stop!** Go to line 31 for this student.  No — Go to line 24.

**24** Was the student enrolled at least half-time for at least one academic period that began or is treated as having begun in 2023 at an eligible educational institution in a program leading towards a postsecondary degree, certificate, or other recognized postsecondary educational credential? See instructions.  Yes — Go to line 25.  No — **Stop!** Go to line 31 for this student.

**25** Did the student complete the first 4 years of postsecondary education before 2023? See instructions.  Yes — **Stop!** Go to line 31 for this student.  No — Go to line 26.

**26** Was the student convicted, before the end of 2023, of a felony for possession or distribution of a controlled substance?  Yes — **Stop!** Go to line 31 for this student.  No — Complete lines 27 through 30 for this student.



You **can't** take the American opportunity credit and the lifetime learning credit for the **same student** in the same year. If you complete lines 27 through 30 for this student, don't complete line 31.

**American Opportunity Credit**

<b>27</b> Adjusted qualified education expenses (see instructions). <b>Don't enter more than \$4,000</b> . . . . .	<b>27</b>	
<b>28</b> Subtract \$2,000 from line 27. If zero or less, enter -0- . . . . .	<b>28</b>	
<b>29</b> Multiply line 28 by 25% (0.25) . . . . .	<b>29</b>	
<b>30</b> If line 28 is zero, enter the amount from line 27. Otherwise, add \$2,000 to the amount on line 29 and enter the result. Skip line 31. Include the total of all amounts from all Parts III, line 30, on Part I, line 1 . . . . .	<b>30</b>	

**Lifetime Learning Credit**

<b>31</b> Adjusted qualified education expenses (see instructions). Include the total of all amounts from all Parts III, line 31, on Part II, line 10 . . . . .	<b>31</b>	13,562.
---	-----------	---------



# Health Savings Accounts (HSAs)

Department of the Treasury  
Internal Revenue Service

Attach to Form 1040, 1040-SR, or 1040-NR.  
Go to [www.irs.gov/Form8889](http://www.irs.gov/Form8889) for instructions and the latest information.

**2023**  
Attachment  
Sequence No. **52**

Name(s) shown on Form 1040, 1040-SR, or 1040-NR

Social security number of HSA beneficiary.  
If both spouses have HSAs, see instructions.  
781-96-4414

SAI SIDDARTHA TALLURI

**Before you begin:** Complete Form 8853, Archer MSAs and Long-Term Care Insurance Contracts, if required.

**Part I HSA Contributions and Deduction.** See the instructions before completing this part. If you are filing jointly and both you and your spouse each have separate HSAs, complete a separate Part I for each spouse.

<b>1</b>	Check the box to indicate your coverage under a high-deductible health plan (HDHP) during 2023. See instructions . . . . .	<input type="checkbox"/> Self-only <input checked="" type="checkbox"/> Family
<b>2</b>	HSA contributions you made for 2023 (or those made on your behalf), including those made by the unextended due date of your tax return that were for 2023. <b>Do not</b> include employer contributions, contributions through a cafeteria plan, or rollovers. See instructions . . . . .	<b>2</b> 0.
<b>3</b>	If you were under age 55 at the end of 2023 and, on the first day of <b>every</b> month during 2023, you were, or were considered, an eligible individual with the <b>same</b> coverage, enter \$3,850 (\$7,750 for family coverage). <b>All others</b> , see the instructions for the amount to enter . . . . .	<b>3</b> 7,750.
<b>4</b>	Enter the amount you and your employer contributed to your Archer MSAs for 2023 from Form 8853, lines 1 and 2. If you or your spouse had family coverage under an HDHP at any time during 2023, also include any amount contributed to your spouse's Archer MSAs . . . . .	<b>4</b> 0.
<b>5</b>	Subtract line 4 from line 3. If zero or less, enter -0- . . . . .	<b>5</b> 7,750.
<b>6</b>	Enter the amount from line 5. But if you and your spouse each have separate HSAs and had family coverage under an HDHP at any time during 2023, see the instructions for the amount to enter . . . . .	<b>6</b> 7,750.
<b>7</b>	If you were age 55 or older at the end of 2023, married, and you or your spouse had family coverage under an HDHP at any time during 2023, enter your additional contribution amount. See instructions . . . . .	<b>7</b>
<b>8</b>	Add lines 6 and 7 . . . . .	<b>8</b> 7,750.
<b>9</b>	Employer contributions made to your HSAs for 2023 . . . . .	<b>9</b> 2,999.
<b>10</b>	Qualified HSA funding distributions . . . . .	<b>10</b>
<b>11</b>	Add lines 9 and 10 . . . . .	<b>11</b> 2,999.
<b>12</b>	Subtract line 11 from line 8. If zero or less, enter -0- . . . . .	<b>12</b> 4,751.
<b>13</b>	<b>HSA deduction.</b> Enter the <b>smaller</b> of line 2 or line 12 here and on Schedule 1 (Form 1040), Part II, line 13 <b>Caution:</b> If line 2 is more than line 13, you may have to pay an additional tax. See instructions.	<b>13</b> 0.

**Part II HSA Distributions.** If you are filing jointly and both you and your spouse each have separate HSAs, complete a separate Part II for each spouse.

<b>14a</b>	Total distributions you received in 2023 from all HSAs (see instructions) . . . . .	<b>14a</b>
<b>b</b>	Distributions included on line 14a that you rolled over to another HSA. Also include any excess contributions (and the earnings on those excess contributions) included on line 14a that were withdrawn by the due date of your return. See instructions . . . . .	<b>14b</b>
<b>c</b>	Subtract line 14b from line 14a . . . . .	<b>14c</b>
<b>15</b>	Qualified medical expenses paid using HSA distributions (see instructions) . . . . .	<b>15</b>
<b>16</b>	<b>Taxable HSA distributions.</b> Subtract line 15 from line 14c. If zero or less, enter -0-. Also, include this amount in the total on Schedule 1 (Form 1040), Part I, line 8f . . . . .	<b>16</b>
<b>17a</b>	If any of the distributions included on line 16 meet any of the <b>Exceptions to the Additional 20% Tax</b> (see instructions), check here . . . . . <input type="checkbox"/>	
<b>b</b>	<b>Additional 20% tax</b> (see instructions). Enter 20% (0.20) of the distributions included on line 16 that are subject to the additional 20% tax. Also, include this amount in the total on Schedule 2 (Form 1040), Part II, line 17c . . . . .	<b>17b</b>

**Part III Income and Additional Tax for Failure To Maintain HDHP Coverage.** See the instructions before completing this part. If you are filing jointly and both you and your spouse each have separate HSAs, complete a separate Part III for each spouse.

<b>18</b>	Last-month rule . . . . .	<b>18</b>
<b>19</b>	Qualified HSA funding distribution . . . . .	<b>19</b>
<b>20</b>	<b>Total income.</b> Add lines 18 and 19. Include this amount on Schedule 1 (Form 1040), Part I, line 8f . . . . .	<b>20</b>
<b>21</b>	<b>Additional tax.</b> Multiply line 20 by 10% (0.10). Include this amount in the total on Schedule 2 (Form 1040), Part II, line 17d . . . . .	<b>21</b>

## Additional Information From 2023 Federal Tax Return

### Schedule C (SOFTWARE SERVICES): Profit or Loss from Business

#### Ln 1a: Other receipts

#### Itemization Statement

Description	Amount
PDSINC,LLC	141,600.
EOTEK IT	75,678.
INTEREST INCOME	570.75
<b>Total</b>	<b>217,848.75</b>

### Schedule C (SOFTWARE SERVICES): Profit or Loss from Business

#### Line 24a

#### Itemization Statement

Description	Amount
Airline Lodging Travel,Agencies	6,793.97
<b>Total</b>	<b>6,793.97</b>

### Schedule C (SOFTWARE SERVICES): Profit or Loss from Business

#### Line 25

#### Itemization Statement

Description	Amount
COURIER /POST CHARGES	35.95
GAS	217.26
MOBILE	
CARD PAYMENTS	396.
DONATIONS	962.73
Groceries	2,976.43
ELECTRICITY	19.31
<b>Total</b>	<b>4,607.68</b>



# Oklahoma Individual Income Tax Declaration for Electronic Filing

NOTE: Do not mail Oklahoma Tax Return - Form 511 or Form 511-NR.

See instructions on Page 2 to determine if you are required to send Form 511-EF to the OTC.

**2023**  
**Form 511-EF**

Your first name and middle initial	Last name
SAI SIDDARTHA	TALLURI
If a joint return, spouse's first name and middle initial	Last name
SNIGDHA	DODDA
Mailing address (number and street, including apartment number, rural route or PO Box)	
4129 E JONES STREET	
City, State, ZIP	
GILBERT	AZ 85295

Your social security number: 781964414

Spouse's social security number: 870041180

Filing status:

Total number of exemptions:

## PART ONE - TAX RETURN INFORMATION (WHOLE DOLLARS ONLY)

1	Oklahoma Adjusted Gross Income (511, Line 7) or Adjusted Gross Income: All Sources (511-NR, Line 8) .....	1		00
2	Oklahoma Income Tax and Use Tax (511, Line 20 or 511-NR, Line 24) .....	2		00
3	Oklahoma Income Tax Payments and Credits (511, Line 32 or 511-NR, Line 33).....	3	26	00
4	Refund (511, Line 37 or 511-NR, Line 38) .....	4	26	00
5	Balance Due (511, Line 41 or 511-NR, Line 42) .....	5		00

For a balance due return with an electronic payment, complete line 6b below. The due date for an electronic payment is April 20th. For a balance due return with a non-electronic payment, enclose a payment with the 511-V and submit on or before the due date of April 15th. If the Internal Revenue Code (IRC) of the IRS provides for a later due date, your payment may be made by the later due date and will be considered timely. If the due date falls on a weekend or legal holiday when OTC offices are closed, your payment is due the next business day.

## PART TWO - DECLARATION OF TAXPAYER

- 6a  I consent that my refund be directly deposited as designated in the electronic portion of my 2023 Oklahoma income tax return. If I have filed a joint return, this is an irrevocable appointment of the other spouse as an agent to receive the refund.
- 6b  I authorize the Oklahoma State Treasury and its designated Financial Agent to initiate an ACH electronic funds withdrawal (direct debit) entry to the financial institution account indicated in the tax preparation software for payment of my Oklahoma taxes owed on this return and/or a payment of estimated tax. I also authorize the financial institutions involved in the processing of the electronic payment of taxes to receive confidential information necessary to answer inquiries and resolve issues related to the payment.

If I have filed a balance due return, I understand that if the Oklahoma Tax Commission (OTC) does not receive full and timely payment of my tax liability, I will remain liable for the tax liability and all applicable interest and penalties.

Under penalties of perjury, I declare I have compared the information contained on my return, with information I have provided to my Electronic Return Originator (ERO), and the amounts described in Part One above, agree with the amounts shown on the corresponding lines of my 2023 Oklahoma income tax return. To the best of my knowledge and belief, my return is true, correct, and complete. I consent that my return, including this declaration and accompanying schedules and statements, be sent to the OTC by my ERO.

In addition, by using a computer system and software to prepare and transmit my return electronically, I consent to the disclosure to the Oklahoma Tax Commission of all information pertaining to my use of the system and software and to the transmission of my tax return electronically.

Sign Here:

_____ Your Signature	_____ Date	_____ Spouse's Signature (If joint return, both must sign)	_____ Date
-------------------------	---------------	---	---------------

## PART THREE - DECLARATION OF ELECTRONIC RETURN ORIGINATOR (ERO) AND PAID PREPARER

I declare I have reviewed the above taxpayer's return and the entries on Form 511-EF are complete and correct to the best of my knowledge. (EROs who are collectors are not responsible for reviewing the taxpayer's return; however, they must ensure Form 511-EF accurately reflects the data on the return.) I have obtained the taxpayer's signature on Form 511-EF and I have provided the taxpayer with a copy of all forms and information to be filed with the OTC, and have followed all other requirements described in Pub. 1345, Handbook for Electronic Filers of Individual Income Tax Returns (Tax Year 2023). If I am also a Paid Preparer, under penalties of perjury I declare I have examined the above taxpayer's return and accompanying schedules and statements, and to the best of my knowledge and belief, they are true, correct, and complete. This Paid Preparer declaration is based on all information of which I have any knowledge.

ERO Use Only

_____ ERO or Paid Preparer's Signature	02/18/2024 Date	_____ PTIN
---	--------------------	---------------

Paid Preparer Use Only




_____ Paid Preparer Signature	02/18/2024 Date	P02082703 PTIN
----------------------------------	--------------------	-------------------

Firm Name (or yours if self-employed): SYAM PRIYA RAM SAGAR GUPTA TALLAM

Address and ZIP: 245 ROONEY CT E BRUNSWICK NJ 08816

Phone Number: ( 678 ) 965-9522

**FAILURE TO SUBMIT THIS PAGE  
WILL DELAY PROCESSING OF YOUR RETURN**



Note: This is to be mailed with original return. Please DO NOT attach this sheet when filing the payment voucher, Form 511V.



# Oklahoma Nonresident/Part-Year Income Tax Return

<b>Your Social Security Number</b> 781964414	Place an 'X' in this box if this taxpayer is deceased →	<b>Spouse's Social Security Number</b> (joint return only) 870041180	Place an 'X' in this box if this taxpayer is deceased →	<b>AMENDED RETURN!</b> Place an 'X' in this box if this is an amended 511-NR. See Schedule 511-NR-H. →
---	---	--	---	---

Name and Address - Please Print or Type					
Your First Name SAI SIDDARTHA	Middle Initial	Last Name TALLURI	If a Joint Return, Spouse's First Name SNIGDHA	Middle Initial	Last Name DODDA
Mailing Address (Number and street, including apartment number, rural route or PO Box) 4129 E JONES STREET			City GILBERT	State AZ	ZIP or Postal Code 85295

<b>Filing Status</b>	1	<input type="checkbox"/> Single
	2	<input checked="" type="checkbox"/> Married filing joint return (even if only one had income)
	3	<input type="checkbox"/> Married filing separate <small>• If spouse is also filing, list Name: _____ name and SSN in the boxes: SSN: _____</small>
	4	<input type="checkbox"/> Head of household with qualifying person
	5	<input type="checkbox"/> Qualifying widow(er) with dependent child <small>• Please list the year spouse died in box at right: _____</small>

<b>Residency Status</b>	1	<input checked="" type="checkbox"/> <b>Nonresident(s)</b> State of Residence: <u>AZ</u>
	2	<input type="checkbox"/> <b>Part-Year Resident(s)</b> From _____ to _____
	3	<input type="checkbox"/> <b>Resident/Part-Year Resident/Nonresident</b> State of Residence: Yourself _____ Spouse _____

**\* Note:** If claiming **Special Exemption**, see instructions on page 10 of 511NR Packet.

<b>Exemptions</b>		<b>Regular</b>	<b>* Special</b>	<b>Blind</b>				
	Yourself	1	+	+	+	1	(a) (b) (c)	
	Spouse	1	+	+	+	1		
	<b>Number of dependents</b>							2
Add the Totals from boxes (a), (b) and (c). Enter the TOTAL here:							2	

**Note:** If you may be claimed as a dependent on another return, enter "0" in the Total box for your regular exemption.

**Age 65 or Older?** (Please see instructions)  Yourself  Spouse

**Dependents** - If more than four dependents, see instructions and place an 'X' here:

1. First Name	2. Last Name	3. Social Security Number	4. Date of Birth	5. Relationship to You

**Not Required to File** - Place an 'X' in this box if you are a nonresident whose gross income from Oklahoma sources is less than \$1,000. (see instructions)

**Complete Schedule 511-NR-1 "Income Allocation for Nonresidents and Part-Year Residents" to arrive at Oklahoma Source Income (line 1) and Federal adjusted gross income (line 2). Round to nearest whole dollar.**

		Federal Amount	Oklahoma Amount
1	<b>Oklahoma source income</b> (Schedule 511-NR-1, line 18) .....		329 00
2	<b>Federal adjusted gross income</b> (Schedule 511-NR-1, line 19) .....	162294 00	
3	Oklahoma additions (Schedule 511-NR-A, line 8) .....	00	00
4	Add lines (Federal 2 and 3) and then (Oklahoma 1 and 3) .....	00	00
5	Oklahoma subtractions (Schedule 511-NR-B, line 17) .....	00	00
6	Adjusted gross income: <b>Oklahoma Source</b> (line 4 minus line 5) .....		00
7	Adjusted gross income: <b>All Sources</b> (line 4 minus line 5) Also enter on line 8. ....	00	
8	Adjusted gross income: <b>All Sources</b> (from line 7) .....		00
9	Oklahoma Adjustments (Schedule 511-NR-C, line 6) .....		00
10	Income after adjustments (line 8 minus line 9) .....		00



Name(s) Shown on Form 511NR: SAI SIDDARTHA TALLURI SNIGDHA DODDA

Your Social Security Number: 781964414

**Amount from line 10 on page 1**

11	Oklahoma itemized deductions (Schedule 511-NR-D, line 11) or Oklahoma standard deduction (Single or Married Filing Separate: \$6,350 • Married Filing Joint or Qualifying Widow(er): \$12,700 • Head of Household: \$9,350) ..	11	00
12	Exemptions: Enter the total number of exemptions claimed on page 1 <input type="text"/> X \$1,000.....	12	00
13	Total deductions and exemptions (add lines 11 and 12) .....	13	00
14	<b>Oklahoma Taxable Income:</b> (line 10 minus line 13).....	14	00
15	(a) Oklahoma Income Tax from Tax Table or if using Farm Income Averaging, enter tax from Form 573, line 22 and enter a "1" in box on line 15... 15a <input type="text"/> 00		
	(b) If paying the Health Savings Account additional 10% tax, add additional tax here and enter a "2" in box on line 15..... 15b <input type="text"/> 00		
	Oklahoma Income Tax (line 15a plus line 15b) .....	15	00
<b>STOP AND READ:</b> If line 7 is equal to or larger than line 2, complete line 16. If line 7 is smaller than line 2, see Schedule 511-NR-E.			
16	Oklahoma child care/child tax credit (see instructions) .....	16	00
17	Subtract line 16 from line 15 (This is your tax base) ( <b>Do not enter less than zero</b> ).....	17	00

18	Tax percentage: $\frac{\text{Oklahoma Amount (from line 6)}}{\text{Federal Amount (from line 7)}}$ .....	18	%
19	<b>Oklahoma Income Tax.</b> Multiply line 17 by line 18 If recapturing the Oklahoma Affordable Housing Tax Credit, add recaptured credit here and enter a "1" in box. If making an Oklahoma installment payment pursuant to IRC Section 965(h) and 68 OS Sec. 2368(K), add the installment payment here and enter a "2" in the box)..... <input type="text"/>	19	00
20	Credit for taxes paid to another state ( <b>provide</b> Form 511-TX) nonresidents do not qualify .....	20	00
21	Form 511-CR - Other Credits Form - List 511-CR line number claimed here: <input type="text"/> .....	21	00
22	Line 19 minus lines 20 and 21 .....	22	00
23	Use tax due on Internet, mail order, or other out-of-state purchases while living in Oklahoma If you certify that no use tax is due, place an 'X' here: <input type="checkbox"/> .....	23	00
24	Balance (add lines 22 and 23).....	24	00
25	Oklahoma withholding ( <b>provide W-2s, 1099s or withholding statement</b> ) ..	25	26 00
26	2023 Oklahoma estimated tax payments If you are a qualified farmer, place an 'X' here: <input type="checkbox"/> .....	26	00
27	2023 payment with extension .....	27	00
28	Credit from Form 578 .....	28	00
29	Oklahoma earned income credit (Sch. 511-NR-F, line 4).....	29	00
30	Amount paid with original return plus additional paid after it was filed (amended return only) .....	30	00
31	<b>Payments and credits</b> (add lines 25-30) .....	31	26 00



Name(s) Shown on Form 511NR: SAI SIDDARTHA TALLURI SNIGDHA DODDA

Your Social Security Number: 781964414

		Amount from line 31 on page 2	
32	Overpayment, if any, as shown on original return and/or prior amended return(s) or as previously adjusted by Oklahoma (amended return only) .....	32	26 00
33	<b>Total payments and credits</b> (line 31 minus line 32) .....	33	00
34	If line 33 is more than line 24, subtract line 24 from line 33. This is your <b>overpayment</b> .....	34	26 00
35	Amount of line 34 to be applied to 2024 estimated tax ( <b>original return only</b> ) (see page 4 of 511NR Packet for further information).....	35	00

Schedule 511-NR-G provides you with the opportunity to make a financial gift from your refund to a variety of Oklahoma organizations. Place the line number of the organization from Schedule 511-NR-G in the box. If you give to more than one organization, put a "99" in the box. Provide Schedule 511-NR-G ...

36	Donations from your refund (total from Schedule 511NR-G) .....	36	00
37	Total deductions from refund (add lines 35 and 36) .....	37	00
38	Amount to be <b>refunded</b> (line 34 minus line 37) .....	38	26 00

**Refund Note:** For Direct Deposit, verify your account and routing numbers are correct. If your direct deposit fails to process you will receive a debit card. You can also choose to receive either a debit card or a paper check by placing an 'X' in the appropriate box below. **Note:** A minimum refund of \$10.00 is required to receive a paper check. If you request a paper check for an amount less than \$10.00, a debit card will be issued. If no options are selected, you will receive a debit card. See the 511-NR Packet for direct deposit, debit card and paper check information.

**Send my refund as a:**

Debit Card

Paper Check

Is this refund going to or through an account that is located outside of the United States?  Yes  No

**Direct Deposit my refund in my:**

Checking Account Routing Number: 051000017

Savings Account Account Number: 435052394779

39	If line 24 is more than line 33, subtract line 33 from line 24. This is your <b>tax due</b> .....	39	00
40	Underpayment of estimated tax interest (annualized installment method <input type="checkbox"/> ) .....	40	00
41	<b>For delinquent payment</b> add penalty of 5% ..... \$ _____	41	00
	plus interest of 1.25% per month..... \$ _____		
42	<b>Total tax, penalty and interest</b> (add lines 39-41) .....	42	00

Under penalty of perjury, I declare the information contained in this document, and all attachments and schedules, is true and correct to the best of my knowledge and belief.

Place an 'X' in this box if the Oklahoma Tax Commission may discuss this return with your tax preparer.....

Taxpayer's Signature	Date
Taxpayer's Occupation	
SENIOR SOFTWARE ENGINEER	
Daytime Phone Number (optional)	

Spouse's Signature	Date
Spouse's Occupation	
STUDENT	

Paid Preparer's Signature	Date
SYAM PRIYA RAM SAGAR GUPTA TALLAM 02/18/2024	
Paid Preparer's Address and Phone Number (678) 965-9522	
245 ROONEY CT	
E BRUNSWICK NJ 08816	
Paid Preparer's PTIN P02082703	

**A COPY OF FEDERAL RETURN MUST BE PROVIDED.**

**Do not staple** documentation to this form. To attach items, please use a paper clip.  
**Mailing Address for this form: PO Box 26800, Oklahoma City, OK 73126-0800**  
 The Oklahoma Tax Commission is not required to give actual notice to taxpayers of changes in any state tax law.

Note: Provide this page with your return.



Name(s) Shown on Form 511NR: SAI SIDDARTHA TALLURI SNIGDHA DODDA

Your Social Security Number: 781-96-4414

**Schedule 511-NR-1: Income Allocation for Nonresidents and Part-Year Residents**

See instructions on pages 10-12.

Lines 1-19: In the Federal column, enter the amounts from your Federal tax return. See the instructions to figure the amounts to report in the Oklahoma column.

		Federal Amount		Oklahoma Amount	
1	Wages, salaries, tips, etc.....	146224	00	1	329 00
2	Taxable interest income.....	6064	00	2	00
3	Dividend income.....		00	3	00
4	Taxable IRA distribution.....		00	4	00
5	Taxable pensions and annuities.....		00	5	00
6	Taxable Social Security benefits (also enter on line 2 of Sch. 511-NR-B).....		00	6	00
7	Capital gains or losses (Federal Schedule D).....		00	7	00
8	Taxable refunds (state income tax).....		00	8	00
9	Alimony received (divorce/separation agreement date: _____ )		00	9	00
10	Business income or (loss) (Federal Schedule C).....	9480	00	10	00
11	Other gains or losses (Federal Form 4797).....		00	11	00
12	Rental real estate, royalties, partnerships, etc.....		00	12	00
13	Farm income or (loss).....		00	13	00
14	Unemployment compensation.....		00	14	00
15	Other income (identify: <u>FROM FEDERAL SCHEDULE 1</u> )	653	00	15	00
16	Add lines 1 through 15.....	162421	00	16	329 00
17	Total Federal adjustments to income (identify: <u>FROM FEDERAL SCHEDULE 1</u> )	127	00	17	00
18	<b>Oklahoma source income</b> (line 16 minus line 17) Enter here and on page 1, line 1.....			18	329 00
19	<b>Federal adjusted gross income</b> (line 16 minus line 17) Enter here and on page 1, line 2.....	162294	00	19	





Name(s) Shown on Form 511NR: SAI SIDDARTHA TALLURI SNIGDHA DODDA

Your Social Security Number: 781-96-4414

**Schedule 511-NR-A: Oklahoma Additions**  
 See instructions on pages 19-21.

1	State and municipal bond interest .....
2	Lump sum distributions (not included in your Federal AGI).....
3	Federal net operating loss.....
4	Recapture depletion claimed on a lease bonus or add back of excess Federal depletion.....
5	Recapture of contributions to Oklahoma 529 College Savings Plan and OklahomaDream 529 Account(s) .....
6	Oklahoma loss distributed by an electing PTE.....
7	Miscellaneous: Other additions (enter number in box for the type of addition <input type="text"/> ) .....
8	<b>Total additions</b> (add lines 1-7, enter total here and on line 3 of Form 511-NR).....

Federal Amount		Oklahoma Amount	
00	1		00
00	2		00
00	3		00
00	4		00
00	5		00
00	6		00
00	7		00
00	8		00

**Schedule 511-NR-B: Oklahoma Subtractions**  
 See instructions on pages 21-25.

1	Interest on U.S. government obligations .....
2	Taxable Social Security (from Schedule 511-NR-1, line 6).....
3	Federal civil service retirement in lieu of social security..... <u>Taxpayer Number</u> <u>Spouse Number</u> - Retirement Claim Number: <input type="text"/> <input type="text"/>
4	Military Retirement.....
5	Oklahoma government or Federal civil service retirement.....
6	Other retirement income.....
7	U.S. Railroad Retirement Board Benefits.....
8	Additional depletion.....
9	Oklahoma net operating loss (Loss Year[s] <input type="text"/> ) (provide Schedules).....
10	Exempt tribal income (see instructions for qualifications).....
11	Gains from the sale of exempt government obligations .....
12	Nonresident military wages (provide W-2) .....
13	Oklahoma Capital Gain Deduction (provide Form 561-NR).....
14	Income Tax Refund (Federal Form 1040 or 1040-SR, Schedule 1, line 1)
15	Oklahoma income distributed by an electing PTE.....
16	Miscellaneous: Other subtractions (enter number in box for the type of deduction..... <input type="text"/> ).....
17	<b>Total subtractions</b> (add lines 1-16, enter total here and on line 5 of Form 511-NR).....

Federal Amount		Oklahoma Amount	
00	1		00
00	2		00
00	3		00
00	4		00
00	5		00
00	6		00
00	7		00
00	8		00
00	9		00
00	10		00
00	11		00
00	12		00
00	13		00
00	14		00
00	15		00
00	16		00
00	17		00



Name(s) Shown on Form 511NR: SAI SIDDARTHA TALLURI SNIGDHA DODDA

Your Social Security Number: 781-96-4414

**Schedule 511-NR-C: Oklahoma Adjustments** See instructions on pages 25-28.

1	Military pay exclusion - Active Duty, Reserve and National Guard (not retirement) .....	1		00
2	Qualifying disability deduction (residents and part-year residents only).....	2		00
3	Contributions to Oklahoma 529 College Savings Plan and OklahomaDream 529 Account(s) .....	3		00
4	Deductions for providing foster care.....	4		00
5	Miscellaneous: Other adjustments (enter number in box for the type of deduction..... <input type="text"/> ).....	5		00
6	<b>Total Adjustments</b> (add lines 1-5, enter total here and on line 9 of Form 511-NR) .....	6		00

**Schedule 511-NR-D: Oklahoma Itemized Deductions** See instructions on page 28.

If you claimed itemized deductions on your Federal return, you must claim Oklahoma Itemized Deductions.

1	Federal itemized deductions from Federal Sch. A, line 17 .....	1		00
2	State and local sales or income taxes from Federal Sch. A, line 5a (If Federal Sch A, line 5e is limited, enter that portion of Federal Sch A, line 5a included in line 5e) .....	2		00
3	Line 1 minus line 2.....	3		00
4	Medical and Dental expenses from Federal Sch. A, line 4.....	4		00
5	Gifts to Charity from Federal Sch. A, line 14 .....	5		00
6	Line 3 minus lines 4 and 5.....	6		00
7	Is line 6 more than \$17,000? <input type="checkbox"/> YES. Your itemized deductions are limited. Complete lines 9-11. <input type="checkbox"/> NO. Your itemized deductions are not limited. Skip lines 9 and 10. Go to line 11.			
8	Maximum amount allowed for itemized deductions. (Exception, lines 9 and 10).....	8	17,000	00
9	Medical and Dental expenses from Federal Sch. A, line 4.....	9		00
10	Gifts to Charity from Federal Sch. A, line 14 .....	10		00
11	<b>Oklahoma Itemized Deductions</b> If you responded YES on line 7: Add lines 8, 9 and 10. If you responded NO on line 7: Enter the amount from line 3 .....	11		00

Enter your Oklahoma Itemized Deductions on line 11 of Form 511-NR.



Name(s) Shown on Form 511NR: SAI SIDDARTHA TALLURI SNIGDHA DODDA

Your Social Security Number: 781-96-4414

**Schedule 511-NR-E: Child Care/Child Tax Credit** See instructions on page 28.

If your Federal Adjusted Gross Income is \$100,000 or less and you are allowed either a credit for child care expenses or the child tax credit on your Federal return, then as a resident, part-year resident or nonresident military, you are allowed a credit against your Oklahoma tax. Your Oklahoma credit is the **greater** of:

- 20% of the credit for child care expenses allowed by the IRS Code.
- OR**
- 5% of the child tax credit allowed by the IRS Code. This includes both the nonrefundable child tax credit and the refundable additional child tax credit.

The credit must be prorated based on the ratio of Adjusted Gross Income: All sources to Federal Adjusted Gross Income. If your Federal Adjusted Gross Income is greater than \$100,000, no credit is allowed. **Provide** a copy of your Federal return and, if applicable, the Federal child care credit schedule.

1	Enter your Federal child <b>care</b> credit .....	1		00
2	Multiply line 1 by 20% .....	2		00
3	Enter your Federal child <b>tax</b> credit (total of child tax credit & additional child tax credit).....	3		00
4	Multiply line 3 by 5% .....	4		00
5	Enter the larger of line 2 or line 4 .....	5		00
6	Divide the amount on line 7 of Form 511-NR by the amount on line 2 of Form 511-NR  <div style="display: flex; align-items: center; justify-content: center;"> <div style="border: 1px solid black; width: 150px; height: 20px; margin-right: 10px;"></div> <div style="text-align: center; margin-right: 10px;">÷</div> <div style="border: 1px solid black; width: 150px; height: 20px;"></div> </div> Enter the percentage from the above calculation here ( <b>do not enter more than 100%</b> ) .....	6		%
7	Multiply line 5 by line 6. This is your Oklahoma child care/child tax credit. Enter total here and on line 16 of Form 511-NR.....	7		00

**Schedule 511-NR-F: Earned Income Credit** See instructions on page 28.

Residents and part-year residents are allowed a credit equal to 5% of the federal earned income credit calculated using the same requirements for calculating the earned income tax credit for federal income tax purposes in effect for the 2020 income tax year. **Provide** a copy of your Federal return and OTC Form 511-EIC.

**Nonresidents do not qualify.**

1	Federal earned income credit .....	1		00
2	Multiply line 1 by 5% .....	2		00
3	Divide the amount on line 6 of Form 511-NR by the amount on line 2 of Form 511-NR  <div style="display: flex; align-items: center; justify-content: center;"> <div style="border: 1px solid black; width: 150px; height: 20px; margin-right: 10px;"></div> <div style="text-align: center; margin-right: 10px;">÷</div> <div style="border: 1px solid black; width: 150px; height: 20px;"></div> </div> Enter the percentage from the above calculation here ( <b>do not enter more than 100%</b> ) .....	3		%
4	Oklahoma earned income credit (multiply line 2 by line 3, enter total here and on line 29 of Form 511-NR).....	4		00



Note: Provide this page if you have an amount shown on a schedule or are filing an Amended Return.

Name(s) Shown on Form 511NR: SAI SIDDARTHA TALLURI SNIGDHA DODDA

Your Social Security Number: 781-96-4414

Schedule 511-NR-G: Donations from Refund (Original Return Only) See instructions on page 29.

This schedule allows you to make a donation from your refund to a variety of Oklahoma organizations. Information regarding each program, its mission, how funds are utilized and mailing addresses are shown in Schedule 511-NR-G Information on pages 29-30 of the 511-NR Packet. If you are not receiving a refund but would like to make a donation to one of these organizations, Schedule 511-NR-G Information lists the mailing address to mail your donation to the organization.

Place an 'X' in the box associated with the dollar amount you wish to have deducted from your refund and donated to that organization. Then carry that figure over into the column at the right. When you carry your figure back to line 36 of Form 511-NR, please list the line number of the organization to which you donated. If you donate to more than one organization, please write a "99" in the box at line 36 of Form 511-NR.

Table with 5 rows and 5 columns. Row 1: Support of Programs for Volunteers to Act as Court Appointed Special Advocates for Abused or Neglected Children. Row 2: Y.M.C.A. Youth and Government Program. Row 3: Support Wildlife Diversity Fund. Row 4: Support Oklahoma Silver Haired Legislature and Alumni Association Program. Row 5: Total donations (add lines 1-4, enter total here and on line 36 of Form 511-NR).

Schedule 511-NR-H: Amended Return Information See instructions on page 29.

Did you file an amended Federal return? Yes [ ] No [ ]

If Yes, provide a copy of the IRS Form 1040X or 1045 AND proof of IRS acceptance, such as a copy of the IRS "Statement of Adjustment," IRS check or deposit slip. IRS documents submitted after filing this Oklahoma amended return may delay processing.

Explain the changes to income, deductions, and/or credits below. Enter the line reference number for which you are reporting a change and give the reason. If more space is needed, provide a separate schedule.

Multiple horizontal lines for providing explanation of changes to income, deductions, and/or credits.

Do not mail this form to the Arizona Department of Revenue. The ERO must retain this document a minimum of four years.

Your First Name and Initial: SAI SIDDARtha; Last Name: TALLURI; Your Social Security Number\*: 781 | 96 | 4414; Your Spouse's First Name and Initial (if filed joint): SNIGDHA; Last Name: DODDA; Spouse's Social Security No.\*: 870 | 04 | 1180

PART 1 - PURPOSE (If you are e-filing a Small Business Income Tax Return, also complete Form AZ-8879 SBI) Do Not Truncate
To certify the truthfulness, correctness, and completeness of the taxpayer's electronic income tax return.
To authorize the Electronic Return Originator (ERO) to affirm that the taxpayer wishes to use the taxpayer's electronic signature to the taxpayer's federal individual income tax return as the taxpayer's signature to the taxpayer's electronic Arizona individual income tax return.

PART 2 - TAX RETURN INFORMATION

Table with 3 rows: 1 Arizona Adjusted Gross Income (162,294.00), 2 Balance Of Tax (3,365.00), 3 Arizona Income Tax Withheld (3,419.00)

Check box 4 or box 5:
4X REFUND: Enter the amount of refund..... 54.00
5 AMOUNT YOU OWE: Enter the amount owed..... 00

PART 3 - FINANCIAL INSTITUTION INFORMATION

Must be present when requesting direct debit or deposit.
Foreign Account Deposit/Debit: See instructions below.

TYPE OF ACCOUNT: X Checking, Savings; ROUTING NUMBER: 051000017; ACCOUNT NUMBER: 435052394779; DIRECT DEBIT REQUEST DATE; DIRECT DEBIT PAYMENT AMOUNT: \$ .00

Box 4 Checkbox - Refund: You are due a refund based on the information provided on your tax return. Your refund amount will be deposited in the account listed in the Financial Institution Information Section (Part 3).

Box 5 Checkbox - Amount You Owe: You owe taxes based on the information provided on your tax return. You have elected to direct debit for payment. The payment will be withdrawn from the account and on the date listed in the Financial Institution Information Section (Part 3).

Foreign Account Deposit/Debit Checkbox: Check the "Foreign Account Deposit/Debit" box if your deposit will be ultimately placed in or come from a foreign account. If you check this box, do not enter your account numbers. If this box is checked, we will not direct deposit or debit your account. If you are due a refund, we will send you a check instead. If you owe tax, you must mail a check to the Arizona Department of Revenue, PO Box 29085, Phoenix, AZ 85038-9085.

PART 4 - DECLARATION AND SIGNATURE AUTHORIZATION (Sign only after completing Part 2)

Under penalties of perjury, I declare that I have examined a copy of my electronic Arizona individual income tax return and accompanying schedules and statements for the year ending December 31, 2023, and to the best of my knowledge and belief, it is true, correct, and complete. I further declare that the amounts of Arizona adjusted gross income, total tax, Arizona income tax withheld, and refund (or amount owed) listed above are the amounts shown on the copy of my electronic Arizona income tax return.

- 6a X I consent that my refund be directly deposited as designated in the electronic portion of my 2023 Arizona individual income tax return.
6b I do not want direct deposit of my refund or I am not receiving a refund.
6c I authorize the Arizona Department of Revenue (ADOR) and its designated Financial Agent to initiate an ACH electronic funds withdrawal (direct debit) entry to the financial institution account indicated in the tax preparation software for payment of my Arizona taxes owed on this return.

I consent to my Electronic Return Originator (ERO) or On-Line Service Provider (OLSP) sending my electronic Arizona individual income tax return and accompanying schedules and statements to ADOR, and I consent to my ERO or OLSP sending such information to ADOR through a transmitter. I consent to ADOR sending my ERO, OLSP and/or transmitter an acknowledgement of receipt of transmission and an indication of whether or not the transmission of my return is accepted and, if the return is rejected, the reason(s) for the rejection. If the processing of my return or refund is delayed, I authorize ADOR to disclose to my ERO, OLSP and/or transmitter the reason(s) for the delay, or when the refund was sent. If ADOR contacts my ERO for a copy of my return, any documents or schedules to my return, and/or this authorization form, I authorize my ERO to release copies of the requested documents to ADOR.

I authorize GLOBAL TAXES LLC (ELECTRONIC RETURN ORIGINATOR)

to make the election that I want my electronic signature to my electronic federal individual income tax return to serve as my signature to my electronic Arizona individual income tax return for the year ending December 31, 2023. I understand that when my ERO makes the election that my electronic signature to my federal individual income tax return will serve as my signature to my Arizona individual income tax return, I will have signed my Arizona individual income tax return and declared under penalties of perjury that to the best of my knowledge and belief the return is true, correct and complete.

If I have filed a balance due return, I understand that if the ADOR does not receive full and timely payment of my tax liability by April 15, 2024, I will remain liable for the tax liability and all applicable interest and penalties. When electronically filing my federal and state tax returns, I understand that if there is an error on my federal return, my state return will also be rejected.

PLEASE SIGN HERE. YOUR PEN AND INK SIGNATURE DATE. SPOUSE'S PEN AND INK SIGNATURE DATE.

DO NOT STAPLE ANY ITEMS TO THE RETURN.

82F Check box 82F if filing under extension OR FISCAL YEAR BEGINNING 2023 AND ENDING 66F

Your First Name and Middle Initial: SAI SIDDARTHA Last Name: TALLURI Your Social Security Number: 781 96 4414

Spouse's First Name and Middle Initial (if box 4 or 6 checked): SNIGDHA Last Name: DODDA Spouse's Social Security No.: 870 04 1180

Current Home Address - number and street, rural route: 4129 E JONES STREET Apt. No.: Daytime Phone (with area code): 94 (619) 642-7523

City, Town or Post Office: GILBERT State: AZ ZIP Code: 85295 Last Names Used in Last Four Prior Year(s) (if different): 97

FILING STATUS: 4 Married filing joint return 4a Injured Spouse Protection of Joint Overpayment 5 Head of household 6 Married filing separate return 7 Single

EXEMPTIONS: 8 Age 65 or over 9 Blind 10a Dependents: Under age of 17 10b Dependents: Age 17 and over 11a Qualifying parents and grandparents

Table for Dependents (Box 10a and 10b) with columns for Name, SSN, Relationship, Months lived in home, and checkboxes for dependent age and educational credits.

Table for Qualifying Parents and Grandparents (Box 11a) with columns for Name, SSN, Relationship, Months lived in home, and checkboxes for age 65 or over and died in 2023.

Main income calculation table with rows for Federal adjusted gross income, additions (lines 12-19), and subtractions (lines 20-35) leading to a final total of 162,294.00.

Place any required federal and AZ schedules or other documents after Form 140.

Your Name (as shown on page 1) SAI SIDDARTHA TALLURI & SNIGDHA DODDA  
 Your Social Security Number 781-96-4414

Exemptions	36	Other Subtractions from Income. Complete <i>Other Subtraction from Arizona Gross Income</i> schedule on page 6.....	36		00				
	37	Subtract line 36 from line 35. Enter the difference .....	37	162,294	00				
	38	Age 65 or over: Multiply the number in box 8 by \$2,100.....	38		00				
	39	Blind: Multiply the number in box 9 by \$1,500 .....	39		00				
	40	Other Exemptions. See instructions.....40E <input type="checkbox"/> Multiply the number in box 40E by \$2,300.....	40		00				
Balance of Tax	41	Qualifying parents and grandparents: Multiply the number in box 11a by \$10,000.....	41		00				
	42	<b>Arizona adjusted gross income:</b> Subtract lines 38 through 41 from line 37. If less than zero, enter "0".....	42	162,294	00				
	43	<b>Deductions: Check box and enter amount.</b> See instructions.....43I <input type="checkbox"/> ITEMIZED..43S <input checked="" type="checkbox"/> STANDARD	43	27,700	00				
	44	If you checked box 43S and claim charitable contributions, check 44C <input type="checkbox"/> Complete page 3. See instructions.....	44		00				
	45	Arizona taxable income: Subtract lines 43 and 44 from line 42. If less than zero, enter "0".....	45	134,594	00				
	46	Tax: Multiply line 45 by 2.5% (.025). Enter the result.....	46	3,365	00				
	47	Tax from recapture of credits from Arizona Form 301, Part 2, line 31.....	47		00				
	48	Subtotal of tax: Add lines 46 and 47. Enter the total .....	48	3,365	00				
	49	Dependent Tax Credit. See instructions .....	49		00				
	50	Family income tax credit (from the worksheet - see instructions).....	50		00				
Total Payments and Refundable Credits	51	Nonrefundable Credits from Arizona Form 301, Part 2, line 62.....	51		00				
	52	<b>Balance of tax:</b> Subtract lines 49, 50 and 51 from line 48. If the sum of lines 49, 50 and 51 is greater than line 48, enter "0" .....	52	3,365	00				
	53	2023 AZ income tax withheld.....	53	3,419	00				
	54	2023 AZ estimated tax payments..54a <input type="checkbox"/> 00 Claim of Right 54b <input type="checkbox"/> 00 Add 54a and 54b..	54c		00				
	55	2023 AZ extension payment (Form 204) .....	55		00				
	56	Increased Excise Tax Credit (from the worksheet - see instructions) .....	56		00				
	57	Property Tax Credit from Arizona Form 140PTC .....	57		00				
	58	Other refundable credits: Check the box(es) and enter the total amount.....581 <input type="checkbox"/> 308-I 582 <input type="checkbox"/> 334 583 <input type="checkbox"/> 349	58		00				
	59	<b>Total payments and refundable credits:</b> Add lines 53 through 58. Enter the total.....	59	3,419	00				
	60	<b>TAX DUE:</b> If line 52 is larger than line 59, subtract line 59 from line 52. Enter amount of tax due. Skip lines 61, 62 and 63.....	60		00				
Tax Due or Overpayment	61	<b>OVERPAYMENT:</b> If line 59 is larger than line 52, subtract line 52 from line 59. Enter amount of overpayment.....	61	54	00				
	62	Amount of line 61 to be applied to 2024 estimated tax.....	62	0	00				
	63	<b>Balance of overpayment:</b> Subtract line 62 from line 61. Enter the difference .....	63	54	00				
Voluntary Gifts	<b>64 - 74 Voluntary Gifts to:</b>								
		Solutions Teams Assigned to Schools.....	64	00	Arizona Wildlife.....	65	00		
	Child Abuse Prevention .....	66	00	Domestic Violence Services.....	67	00	Political Gift.....	68	00
	Neighbors Helping Neighbors.....	69	00	Special Olympics.....	70	00	Veterans' Donations Fund.....	71	00
	I Didn't Pay Enough Fund.....	72	00	Sustainable State Parks and Road Fund.....	73	00	Spay/Neuter of Animals.....	74	00
	75	Political Party (if amount is entered on line 68 - check only one): 751 <input type="checkbox"/> Democratic 752 <input type="checkbox"/> Libertarian 753 <input type="checkbox"/> Republican	75						
	76	Estimated payment penalty .....	76				00		
Penalty	77	771 <input type="checkbox"/> Annualized/Other 772 <input type="checkbox"/> Farmer or Fisherman 773 <input type="checkbox"/> Form 221 included	77						
	78	Add lines 64 through 74 and 76; enter the total.....	78			00			
Refund or Amount Owed	79	<b>REFUND:</b> Subtract line 78 from line 63. If less than zero, enter amount owed on line 80 .....	79	54	00				
	<b>Direct Deposit of Refund: Check box 79A</b> if your deposit will be ultimately placed in a <b>foreign account</b> ; see instructions. 79A <input type="checkbox"/>								
	98	C <input checked="" type="checkbox"/> Checking or S <input type="checkbox"/> Savings	ROUTING NUMBER	ACCOUNT NUMBER					
80	<b>AMOUNT OWED:</b> Add lines 60 and 78. Make check payable to Arizona Department of Revenue; write your SSN on payment; and include with your return.....	80			00				

Under penalties of perjury, I declare that I have read this return and any documents with it, and to the best of my knowledge and belief, they are true, correct and complete. Declaration of preparer (other than taxpayer) is based on all information of which preparer has any knowledge.

**PLEASE SIGN HERE**

YOUR SIGNATURE \_\_\_\_\_ DATE \_\_\_\_\_ SENIOR SOFTWARE ENGINEER  
 OCCUPATION

SPOUSE'S SIGNATURE \_\_\_\_\_ DATE \_\_\_\_\_ STUDENT  
 SPOUSE'S OCCUPATION

SYAM PRIYA RAM SAGAR GUPTA TALLAM 02182024 GLOBAL TAXES LLC  
 PAID PREPARER'S SIGNATURE DATE FIRM'S NAME (PREPARER'S IF SELF-EMPLOYED)

245 ROONEY CT 84-3171965  
 PAID PREPARER'S STREET ADDRESS PAID PREPARER'S TIN

E BRUNSWICK NJ 08816 (678) 965-9522  
 PAID PREPARER'S CITY STATE ZIP CODE PAID PREPARER'S PHONE NUMBER