

IRS e-file Signature Authorization

▶ **ERO must obtain and retain completed Form 8879.**
▶ **Go to www.irs.gov/Form8879 for the latest information.**

Submission Identification Number (SID) ▶

Taxpayer's name ARAVIND PADMANABHAN	Social security number 312-49-6335
Spouse's name	Spouse's social security number

Part I Tax Return Information — Tax Year Ending December 31, 2023 (Enter year you are authorizing.)

Enter whole dollars only on lines 1 through 5.

Note: Form 1040-SS filers use line 4 only. Leave lines 1, 2, 3, and 5 blank.

1 Adjusted gross income	1	81,171.
2 Total tax	2	8,762.
3 Federal income tax withheld from Form(s) W-2 and Form(s) 1099	3	14,660.
4 Amount you want refunded to you	4	5,898.
5 Amount you owe	5	

Part II Taxpayer Declaration and Signature Authorization (Be sure you get and keep a copy of your return)

Under penalties of perjury, I declare that I have examined a copy of the income tax return (original or amended) I am now authorizing, and to the best of my knowledge and belief, it is true, correct, and complete. I further declare that the amounts in Part I above are the amounts from the income tax return (original or amended) I am now authorizing. I consent to allow my intermediate service provider, transmitter, or electronic return originator (ERO) to send my return to the IRS and to receive from the IRS (a) an acknowledgement of receipt or reason for rejection of the transmission, (b) the reason for any delay in processing the return or refund, and (c) the date of any refund. If applicable, I authorize the U.S. Treasury and its designated Financial Agent to initiate an ACH electronic funds withdrawal (direct debit) entry to the financial institution account indicated in the tax preparation software for payment of my federal taxes owed on this return and/or a payment of estimated tax, and the financial institution to debit the entry to this account. This authorization is to remain in full force and effect until I notify the U.S. Treasury Financial Agent to terminate the authorization. To revoke (cancel) a payment, I must contact the U.S. Treasury Financial Agent at **1-888-353-4537**. Payment cancellation requests must be received no later than 2 business days prior to the payment (settlement) date. I also authorize the financial institutions involved in the processing of the electronic payment of taxes to receive confidential information necessary to answer inquiries and resolve issues related to the payment. I further acknowledge that the personal identification number (PIN) below is my signature for the income tax return (original or amended) I am now authorizing and, if applicable, my Electronic Funds Withdrawal Consent.

Taxpayer's PIN: check one box only

I authorize GLOBAL TAXES LLC to enter or generate my PIN

9	6	3	3	5
---	---	---	---	---

 as my signature on the income tax return (original or amended) I am now authorizing.

Enter five digits, but don't enter all zeros

I will enter my PIN as my signature on the income tax return (original or amended) I am now authorizing. Check this box **only** if you are entering your own PIN **and** your return is filed using the Practitioner PIN method. The ERO must complete Part III below.

Your signature ▶ _____ Date ▶ _____

Spouse's PIN: check one box only

I authorize _____ to enter or generate my PIN

--	--	--	--	--

 as my signature on the income tax return (original or amended) I am now authorizing.

Enter five digits, but don't enter all zeros

I will enter my PIN as my signature on the income tax return (original or amended) I am now authorizing. Check this box **only** if you are entering your own PIN **and** your return is filed using the Practitioner PIN method. The ERO must complete Part III below.

Spouse's signature ▶ _____ Date ▶ _____

Practitioner PIN Method Returns Only—continue below

Part III Certification and Authentication — Practitioner PIN Method Only

ERO's EFIN/PIN. Enter your six-digit EFIN followed by your five-digit self-selected PIN.

2	2	2	4	9	6	0	8	2	7	1
---	---	---	---	---	---	---	---	---	---	---

Don't enter all zeros

I certify that the above numeric entry is my PIN, which is my signature for the electronic individual income tax return (original or amended) I am now authorized to file for tax year indicated above for the taxpayer(s) indicated above. I confirm that I am submitting this return in accordance with the requirements of the Practitioner PIN method and **Pub. 1345**, Handbook for Authorized IRS e-file Providers of Individual Income Tax Returns.

ERO's signature ▶ _____ Date ▶ _____

ERO Must Retain This Form — See Instructions
Don't Submit This Form to the IRS Unless Requested To Do So

For the year Jan. 1–Dec. 31, 2023, or other tax year beginning , 2023, ending , 20 See separate instructions.

Your first name and middle initial ARAVIND Last name PADMANABHAN Your social security number 312 49 6335

If joint return, spouse's first name and middle initial Last name Spouse's social security number

Home address (number and street). If you have a P.O. box, see instructions. 282 SAINT PAUL'S AVE Apt. no. 1 Presidential Election Campaign

City, town, or post office. If you have a foreign address, also complete spaces below. JERSEY CITY State NJ ZIP code 07306 Check here if you, or your spouse if filing jointly, want \$3 to go to this fund. Checking a box below will not change your tax or refund.

Foreign country name Foreign province/state/county Foreign postal code You Spouse

Filing Status [X] Single [] Head of household (HOH) [] Married filing jointly (even if only one had income) [] Married filing separately (MFS) [] Qualifying surviving spouse (QSS) If you checked the MFS box, enter the name of your spouse. If you checked the HOH or QSS box, enter the child's name if the qualifying person is a child but not your dependent:

Digital Assets At any time during 2023, did you: (a) receive (as a reward, award, or payment for property or services); or (b) sell, exchange, or otherwise dispose of a digital asset (or a financial interest in a digital asset)? (See instructions.) [] Yes [X] No

Standard Deduction Someone can claim: [] You as a dependent [] Your spouse as a dependent [] Spouse itemizes on a separate return or you were a dual-status alien

Age/Blindness You: [] Were born before January 2, 1959 [] Are blind Spouse: [] Was born before January 2, 1959 [] Is blind

Table with 5 columns: (1) First name, Last name, (2) Social security number, (3) Relationship to you, (4) Check the box if qualifies for (see instructions): Child tax credit, Credit for other dependents. Includes rows for dependents and checkboxes for more than four dependents.

Income section table with rows 1a through 1z. 1a Total amount from Form(s) W-2, box 1 (see instructions) 92,801. 1b Household employee wages not reported on Form(s) W-2. 1c Tip income not reported on line 1a (see instructions). 1d Medicaid waiver payments not reported on Form(s) W-2 (see instructions). 1e Taxable dependent care benefits from Form 2441, line 26. 1f Employer-provided adoption benefits from Form 8839, line 29. 1g Wages from Form 8919, line 6. 1h Other earned income (see instructions) 0. 1i Nontaxable combat pay election (see instructions). 1z Add lines 1a through 1h 92,801.

Table with columns 2a, 3a, 4a, 5a, 6a and b. 2a Tax-exempt interest. 3a Qualified dividends. 4a IRA distributions. 5a Pensions and annuities. 6a Social security benefits. b Taxable interest. b Ordinary dividends. b Taxable amount. b Taxable amount.

Table with rows 7 through 15. 7 Capital gain or (loss). Attach Schedule D if required. If not required, check here. 8 Additional income from Schedule 1, line 10. 9 Add lines 1z, 2b, 3b, 4b, 5b, 6b, 7, and 8. This is your total income 81,171. 10 Adjustments to income from Schedule 1, line 26. 11 Subtract line 10 from line 9. This is your adjusted gross income 81,171. 12 Standard deduction or itemized deductions (from Schedule A) 13,850. 13 Qualified business income deduction from Form 8995 or Form 8995-A. 14 Add lines 12 and 13 13,850. 15 Subtract line 14 from line 11. If zero or less, enter -0-. This is your taxable income 67,321.

Tax and Credits	16	Tax (see instructions). Check if any from Form(s): 1 <input type="checkbox"/> 8814 2 <input type="checkbox"/> 4972 3 <input type="checkbox"/> _____	16	10,119.
	17	Amount from Schedule 2, line 3	17	
	18	Add lines 16 and 17	18	10,119.
	19	Child tax credit or credit for other dependents from Schedule 8812	19	
	20	Amount from Schedule 3, line 8	20	1,357.
	21	Add lines 19 and 20	21	1,357.
	22	Subtract line 21 from line 18. If zero or less, enter -0-	22	8,762.
	23	Other taxes, including self-employment tax, from Schedule 2, line 21	23	0.
24	Add lines 22 and 23. This is your total tax	24	8,762.	

Payments	25	Federal income tax withheld from:		
	a	Form(s) W-2	25a	14,660.
	b	Form(s) 1099	25b	
	c	Other forms (see instructions)	25c	
	d	Add lines 25a through 25c	25d	14,660.
	26	2023 estimated tax payments and amount applied from 2022 return	26	
	27	Earned income credit (EIC) <input type="checkbox"/> No	27	
	28	Additional child tax credit from Schedule 8812	28	
	29	American opportunity credit from Form 8863, line 8	29	
	30	Reserved for future use	30	
31	Amount from Schedule 3, line 15	31		
32	Add lines 27, 28, 29, and 31. These are your total other payments and refundable credits	32		
33	Add lines 25d, 26, and 32. These are your total payments	33	14,660.	

Refund	34	If line 33 is more than line 24, subtract line 24 from line 33. This is the amount you overpaid	34	5,898.								
	35a	Amount of line 34 you want refunded to you . If Form 8888 is attached, check here <input type="checkbox"/>	35a	5,898.								
	b	Routing number <table border="1"> <tr><td>1</td><td>1</td><td>1</td><td>0</td><td>0</td><td>0</td><td>6</td><td>1</td><td>4</td></tr> </table> c Type: <input checked="" type="checkbox"/> Checking <input type="checkbox"/> Savings	1	1	1	0	0	0	6	1	4	
1	1	1	0	0	0	6	1	4				
d	Account number <table border="1"> <tr><td>7</td><td>6</td><td>5</td><td>7</td><td>3</td><td>3</td><td>0</td><td>5</td><td>7</td></tr> </table>	7	6	5	7	3	3	0	5	7		
7	6	5	7	3	3	0	5	7				
36	Amount of line 34 you want applied to your 2024 estimated tax	36										

Amount You Owe	37	Subtract line 33 from line 24. This is the amount you owe . For details on how to pay, go to www.irs.gov/Payments or see instructions.	37	
	38	Estimated tax penalty (see instructions)	38	

Third Party Designee Do you want to allow another person to discuss this return with the IRS? See instructions **Yes**. Complete below. **No**

Designee's name _____ Phone no. _____ Personal identification number (PIN) _____

Sign Here Under penalties of perjury, I declare that I have examined this return and accompanying schedules and statements, and to the best of my knowledge and belief, they are true, correct, and complete. Declaration of preparer (other than taxpayer) is based on all information of which preparer has any knowledge.

Your signature _____	Date _____	Your occupation SENIOR ASSOCIATE	If the IRS sent you an Identity Protection PIN, enter it here (see inst.)
Spouse's signature. If a joint return, both must sign. _____	Date _____	Spouse's occupation	If the IRS sent your spouse an Identity Protection PIN, enter it here (see inst.)

Phone no. (607) 304-1502 Email address ARAVINDP1408@GMAIL.COM

Paid Preparer Use Only

Preparer's name SYAM PRIYA RAM SAGAR GUPTA	Preparer's signature SYAM PRIYA RAM SAGAR GUPTA	Date 04/16/2024	PTIN P02082703	Check if: <input type="checkbox"/> Self-employed
Firm's name GLOBAL TAXES LLC	Firm's address 245 ROONEY CT E BRUNSWICK NJ 08816		Phone no. (678) 965-9522	Firm's EIN 84-3171965

**SCHEDULE 1
(Form 1040)**

Department of the Treasury
Internal Revenue Service

Additional Income and Adjustments to Income

Attach to Form 1040, 1040-SR, or 1040-NR.
Go to www.irs.gov/Form1040 for instructions and the latest information.

OMB No. 1545-0074

2023

Attachment
Sequence No. **01**

Name(s) shown on Form 1040, 1040-SR, or 1040-NR
ARAVIND PADMANABHAN

Your social security number
312-49-6335

Part I Additional Income

1	Taxable refunds, credits, or offsets of state and local income taxes		1	
2a	Alimony received		2a	
b	Date of original divorce or separation agreement (see instructions): _____			
3	Business income or (loss). Attach Schedule C		3	
4	Other gains or (losses). Attach Form 4797		4	
5	Rental real estate, royalties, partnerships, S corporations, trusts, etc. Attach Schedule E		5	-11,630.
6	Farm income or (loss). Attach Schedule F		6	
7	Unemployment compensation		7	
8	Other income:			
a	Net operating loss	8a ()		
b	Gambling	8b		
c	Cancellation of debt	8c		
d	Foreign earned income exclusion from Form 2555	8d ()		
e	Income from Form 8853	8e		
f	Income from Form 8889	8f		
g	Alaska Permanent Fund dividends	8g		
h	Jury duty pay	8h		
i	Prizes and awards	8i		
j	Activity not engaged in for profit income	8j		
k	Stock options	8k		
l	Income from the rental of personal property if you engaged in the rental for profit but were not in the business of renting such property	8l		
m	Olympic and Paralympic medals and USOC prize money (see instructions)	8m		
n	Section 951(a) inclusion (see instructions)	8n		
o	Section 951A(a) inclusion (see instructions)	8o		
p	Section 461(l) excess business loss adjustment	8p		
q	Taxable distributions from an ABLE account (see instructions)	8q		
r	Scholarship and fellowship grants not reported on Form W-2	8r		
s	Nontaxable amount of Medicaid waiver payments included on Form 1040, line 1a or 1d	8s ()		
t	Pension or annuity from a nonqualified deferred compensation plan or a nongovernmental section 457 plan	8t		
u	Wages earned while incarcerated	8u		
z	Other income. List type and amount: _____	8z		
9	Total other income. Add lines 8a through 8z		9	
10	Combine lines 1 through 7 and 9. This is your additional income . Enter here and on Form 1040, 1040-SR, or 1040-NR, line 8		10	-11,630.

For Paperwork Reduction Act Notice, see your tax return instructions.

Schedule 1 (Form 1040) 2023

Part II Adjustments to Income

11	Educator expenses		11	
12	Certain business expenses of reservists, performing artists, and fee-basis government officials. Attach Form 2106		12	
13	Health savings account deduction. Attach Form 8889		13	
14	Moving expenses for members of the Armed Forces. Attach Form 3903		14	
15	Deductible part of self-employment tax. Attach Schedule SE		15	
16	Self-employed SEP, SIMPLE, and qualified plans		16	
17	Self-employed health insurance deduction		17	
18	Penalty on early withdrawal of savings		18	
19a	Alimony paid		19a	
b	Recipient's SSN			
c	Date of original divorce or separation agreement (see instructions): _____			
20	IRA deduction		20	
21	Student loan interest deduction		21	
22	Reserved for future use		22	
23	Archer MSA deduction		23	
24	Other adjustments:			
a	Jury duty pay (see instructions)	24a		
b	Deductible expenses related to income reported on line 8l from the rental of personal property engaged in for profit	24b		
c	Nontaxable amount of the value of Olympic and Paralympic medals and USOC prize money reported on line 8m	24c		
d	Reforestation amortization and expenses	24d		
e	Repayment of supplemental unemployment benefits under the Trade Act of 1974	24e		
f	Contributions to section 501(c)(18)(D) pension plans	24f		
g	Contributions by certain chaplains to section 403(b) plans	24g		
h	Attorney fees and court costs for actions involving certain unlawful discrimination claims (see instructions)	24h		
i	Attorney fees and court costs you paid in connection with an award from the IRS for information you provided that helped the IRS detect tax law violations	24i		
j	Housing deduction from Form 2555	24j		
k	Excess deductions of section 67(e) expenses from Schedule K-1 (Form 1041)	24k		
z	Other adjustments. List type and amount: _____	24z		
25	Total other adjustments. Add lines 24a through 24z		25	
26	Add lines 11 through 23 and 25. These are your adjustments to income . Enter here and on Form 1040, 1040-SR, or 1040-NR, line 10		26	

**SCHEDULE 3
(Form 1040)**

Department of the Treasury
Internal Revenue Service

Additional Credits and Payments

Attach to Form 1040, 1040-SR, or 1040-NR.
Go to www.irs.gov/Form1040 for instructions and the latest information.

OMB No. 1545-0074

2023

Attachment
Sequence No. **03**

Name(s) shown on Form 1040, 1040-SR, or 1040-NR
ARAVIND PADMANABHAN

Your social security number
312-49-6335

Part I Nonrefundable Credits

1	Foreign tax credit. Attach Form 1116 if required	1	
2	Credit for child and dependent care expenses from Form 2441, line 11. Attach Form 2441	2	
3	Education credits from Form 8863, line 19	3	1,357.
4	Retirement savings contributions credit. Attach Form 8880	4	
5a	Residential clean energy credit from Form 5695, line 15	5a	
b	Energy efficient home improvement credit from Form 5695, line 32	5b	
6	Other nonrefundable credits:		
a	General business credit. Attach Form 3800	6a	
b	Credit for prior year minimum tax. Attach Form 8801	6b	
c	Adoption credit. Attach Form 8839	6c	
d	Credit for the elderly or disabled. Attach Schedule R	6d	
e	Reserved for future use	6e	
f	Clean vehicle credit. Attach Form 8936	6f	
g	Mortgage interest credit. Attach Form 8396	6g	
h	District of Columbia first-time homebuyer credit. Attach Form 8859	6h	
i	Qualified electric vehicle credit. Attach Form 8834	6i	
j	Alternative fuel vehicle refueling property credit. Attach Form 8911	6j	
k	Credit to holders of tax credit bonds. Attach Form 8912	6k	
l	Amount on Form 8978, line 14. See instructions	6l	
m	Credit for previously owned clean vehicles. Attach Form 8936	6m	
z	Other nonrefundable credits. List type and amount: _____	6z	
7	Total other nonrefundable credits. Add lines 6a through 6z	7	
8	Add lines 1 through 4, 5a, 5b, and 7. Enter here and on Form 1040, 1040-SR, or 1040-NR, line 20	8	1,357.

(continued on page 2)

Part II Other Payments and Refundable Credits

9	Net premium tax credit. Attach Form 8962		9	
10	Amount paid with request for extension to file (see instructions)		10	
11	Excess social security and tier 1 RRTA tax withheld		11	
12	Credit for federal tax on fuels. Attach Form 4136		12	
13	Other payments or refundable credits:			
a	Form 2439	13a		
b	Credit for repayment of amounts included in income from earlier years	13b		
c	Elective payment election amount from Form 3800, Part III, line 6, column (i)	13c		
d	Deferred amount of net 965 tax liability (see instructions)	13d		
z	Other payments or refundable credits. List type and amount:	13z		
14	Total other payments or refundable credits. Add lines 13a through 13z		14	
15	Add lines 9 through 12 and 14. Enter here and on Form 1040, 1040-SR, or 1040-NR, line 31		15	

**SCHEDULE E
(Form 1040)**

Department of the Treasury
Internal Revenue Service

Supplemental Income and Loss
(From rental real estate, royalties, partnerships, S corporations, estates, trusts, REMICs, etc.)

Attach to Form 1040, 1040-SR, 1040-NR, or 1041.
Go to www.irs.gov/ScheduleE for instructions and the latest information.

OMB No. 1545-0074

2023
Attachment
Sequence No. **13**

Name(s) shown on return

ARAVIND PADMANABHAN

Your social security number

312-49-6335

Part I Income or Loss From Rental Real Estate and Royalties

Note: If you are in the business of renting personal property, use **Schedule C**. See instructions. If you are an individual, report farm rental income or loss from **Form 4835** on page 2, line 40.

- A** Did you make any payments in 2023 that would require you to file Form(s) 1099? See instructions Yes No
B If "Yes," did you or will you file required Form(s) 1099? Yes No

1a Physical address of each property (street, city, state, ZIP code)

A NO8 3RD FLOOR 21ST STREET MOGAPAIR CHENNAI IN 600037

B
C

1b Type of Property (from list below)	2 For each rental real estate property listed above, report the number of fair rental and personal use days. Check the QJV box only if you meet the requirements to file as a qualified joint venture. See instructions.	Fair Rental Days		Personal Use Days	QJV
		A	B	C	
A 3		365		0	<input type="checkbox"/>
B					<input type="checkbox"/>
C					<input type="checkbox"/>

Type of Property:

- 1 Single Family Residence 3 Vacation/Short-Term Rental 5 Land 7 Self-Rental
 2 Multi-Family Residence 4 Commercial 6 Royalties 8 Other (describe) _____

Income:	Properties:		
	A	B	C
3 Rents received	3 590.		
4 Royalties received	4		
Expenses:			
5 Advertising	5		
6 Auto and travel (see instructions)	6		
7 Cleaning and maintenance	7 995.		
8 Commissions	8		
9 Insurance	9		
10 Legal and other professional fees	10		
11 Management fees	11 1,025.		
12 Mortgage interest paid to banks, etc. (see instructions)	12		
13 Other interest	13		
14 Repairs	14 3,868.		
15 Supplies	15 3,458.		
16 Taxes	16		
17 Utilities	17 2,874.		
18 Depreciation expense or depletion	18		
19 Other (list) _____	19		
20 Total expenses. Add lines 5 through 19	20 12,220.		
21 Subtract line 20 from line 3 (rents) and/or 4 (royalties). If result is a (loss), see instructions to find out if you must file Form 6198	21 -11,630.		
22 Deductible rental real estate loss after limitation, if any, on Form 8582 (see instructions)	22 (11,630.)		
23a Total of all amounts reported on line 3 for all rental properties	23a 590.		
b Total of all amounts reported on line 4 for all royalty properties	23b		
c Total of all amounts reported on line 12 for all properties	23c		
d Total of all amounts reported on line 18 for all properties	23d		
e Total of all amounts reported on line 20 for all properties	23e 12,220.		
24 Income. Add positive amounts shown on line 21. Do not include any losses	24		
25 Losses. Add royalty losses from line 21 and rental real estate losses from line 22. Enter total losses here	25 (11,630.)		
26 Total rental real estate and royalty income or (loss). Combine lines 24 and 25. Enter the result here. If Parts II, III, and IV, and line 40 on page 2 do not apply to you, also enter this amount on Schedule 1 (Form 1040), line 5. Otherwise, include this amount in the total on line 41 on page 2 .	26 -11,630.		

**Education Credits
(American Opportunity and Lifetime Learning Credits)**

Department of the Treasury
Internal Revenue Service

Attach to Form 1040 or 1040-SR.
Go to www.irs.gov/Form8863 for instructions and the latest information.

Name(s) shown on return

ARAVIND PADMANABHAN

Your social security number

312 | 49 | 6335



Complete a separate Part III on page 2 for each student for whom you're claiming either credit before you complete Parts I and II.

Part I Refundable American Opportunity Credit

1	After completing Part III for each student, enter the total of all amounts from all Parts III, line 30	1	
2	Enter: \$180,000 if married filing jointly; \$90,000 if single, head of household, or qualifying surviving spouse	2	
3	Enter the amount from Form 1040 or 1040-SR, line 11. But if you're filing Form 2555 or 4563, or you're excluding income from Puerto Rico, see Pub. 970 for the amount to enter instead	3	
4	Subtract line 3 from line 2. If zero or less, stop ; you can't take any education credit	4	
5	Enter: \$20,000 if married filing jointly; \$10,000 if single, head of household, or qualifying surviving spouse	5	
6	If line 4 is: • Equal to or more than line 5, enter 1.000 on line 6 • Less than line 5, divide line 4 by line 5. Enter the result as a decimal (rounded to at least three places)	6	
7	Multiply line 1 by line 6. Caution: If you were under age 24 at the end of the year and meet the conditions described in the instructions, you can't take the refundable American opportunity credit; skip line 8, enter the amount from line 7 on line 9, and check this box <input type="checkbox"/>	7	
8	Refundable American opportunity credit. Multiply line 7 by 40% (0.40). Enter the amount here and on Form 1040 or 1040-SR, line 29. Then go to line 9 below.	8	

Part II Nonrefundable Education Credits

9	Subtract line 8 from line 7. Enter here and on line 2 of the Credit Limit Worksheet (see instructions)	9	
10	After completing Part III for each student, enter the total of all amounts from all Parts III, line 31. If zero, skip lines 11 through 17, enter -0- on line 18, and go to line 19	10	7,686.
11	Enter the smaller of line 10 or \$10,000	11	7,686.
12	Multiply line 11 by 20% (0.20)	12	1,537.
13	Enter: \$180,000 if married filing jointly; \$90,000 if single, head of household, or qualifying surviving spouse	13	90,000.
14	Enter the amount from Form 1040 or 1040-SR, line 11. But if you're filing Form 2555 or 4563, or you're excluding income from Puerto Rico, see Pub. 970 for the amount to enter instead	14	81,171.
15	Subtract line 14 from line 13. If zero or less, skip lines 16 and 17, enter -0- on line 18, and go to line 19	15	8,829.
16	Enter: \$20,000 if married filing jointly; \$10,000 if single, head of household, or qualifying surviving spouse	16	10,000.
17	If line 15 is: • Equal to or more than line 16, enter 1.000 on line 17 and go to line 18 • Less than line 16, divide line 15 by line 16. Enter the result as a decimal (rounded to at least three places)	17	0.883
18	Multiply line 12 by line 17. Enter here and on line 1 of the Credit Limit Worksheet (see instructions)	18	1,357.
19	Nonrefundable education credits. Enter the amount from line 7 of the Credit Limit Worksheet (see instructions) here and on Schedule 3 (Form 1040), line 3	19	1,357.

Name(s) shown on return ARAVIND PADMANABHAN	Your social security number 312 49 6335
--	--



Complete Part III for each student for whom you're claiming either the American opportunity credit or lifetime learning credit. Use additional copies of page 2 as needed for each student.

Part III Student and Educational Institution Information. See instructions.

20 Student name (as shown on page 1 of your tax return) ARAVIND PADMANABHAN	21 Student social security number (as shown on page 1 of your tax return) 312-49-6335
--	---

22 Educational institution information (see instructions)	
a. Name of first educational institution UNIVERSITY OF THE CUMBERLANDS (1) Address. Number and street (or P.O. box). City, town or post office, state, and ZIP code. If a foreign address, see instructions. 6188 COLLEGE STATION DRIVE WILLIAMSBURG KY 40769 (2) Did the student receive Form 1098-T from this institution for 2023? <input checked="" type="checkbox"/> Yes <input type="checkbox"/> No (3) Did the student receive Form 1098-T from this institution for 2022 with box 7 checked? <input checked="" type="checkbox"/> Yes <input type="checkbox"/> No (4) Enter the institution's employer identification number (EIN) if you're claiming the American opportunity credit or if you checked "Yes" in (2) or (3). You can get the EIN from Form 1098-T or from the institution. 61-0470593	b. Name of second educational institution (if any) (1) Address. Number and street (or P.O. box). City, town or post office, state, and ZIP code. If a foreign address, see instructions. (2) Did the student receive Form 1098-T from this institution for 2023? <input type="checkbox"/> Yes <input type="checkbox"/> No (3) Did the student receive Form 1098-T from this institution for 2022 with box 7 checked? <input type="checkbox"/> Yes <input type="checkbox"/> No (4) Enter the institution's employer identification number (EIN) if you're claiming the American opportunity credit or if you checked "Yes" in (2) or (3). You can get the EIN from Form 1098-T or from the institution.

23 Has the American opportunity credit been claimed for this student for any 4 prior tax years? Yes — **Stop!** Go to line 31 for this student. No — Go to line 24.

24 Was the student enrolled at least half-time for at least one academic period that began or is treated as having begun in 2023 at an eligible educational institution in a program leading towards a postsecondary degree, certificate, or other recognized postsecondary educational credential? See instructions. Yes — Go to line 25. No — **Stop!** Go to line 31 for this student.

25 Did the student complete the first 4 years of postsecondary education before 2023? See instructions. Yes — **Stop!** Go to line 31 for this student. No — Go to line 26.

26 Was the student convicted, before the end of 2023, of a felony for possession or distribution of a controlled substance? Yes — **Stop!** Go to line 31 for this student. No — Complete lines 27 through 30 for this student.



You can't take the American opportunity credit and the lifetime learning credit for the same student in the same year. If you complete lines 27 through 30 for this student, don't complete line 31.

American Opportunity Credit

27 Adjusted qualified education expenses (see instructions). Don't enter more than \$4,000	27	
28 Subtract \$2,000 from line 27. If zero or less, enter -0-	28	
29 Multiply line 28 by 25% (0.25)	29	
30 If line 28 is zero, enter the amount from line 27. Otherwise, add \$2,000 to the amount on line 29 and enter the result. Skip line 31. Include the total of all amounts from all Parts III, line 30, on Part I, line 1	30	

Lifetime Learning Credit

31 Adjusted qualified education expenses (see instructions). Include the total of all amounts from all Parts III, line 31, on Part II, line 10	31	7,686.
---	-----------	--------

Health Savings Accounts (HSAs)

Attach to Form 1040, 1040-SR, or 1040-NR.
 Go to www.irs.gov/Form8889 for instructions and the latest information.

Name(s) shown on Form 1040, 1040-SR, or 1040-NR
 ARAVIND PADMANABHAN

Social security number of HSA beneficiary.
 If both spouses have HSAs, see instructions.
 312-49-6335

Before you begin: Complete Form 8853, Archer MSAs and Long-Term Care Insurance Contracts, if required.

Part I HSA Contributions and Deduction. See the instructions before completing this part. If you are filing jointly and both you and your spouse each have separate HSAs, complete a separate Part I for each spouse.

1	Check the box to indicate your coverage under a high-deductible health plan (HDHP) during 2023. See instructions	<input checked="" type="checkbox"/> Self-only <input type="checkbox"/> Family
2	HSA contributions you made for 2023 (or those made on your behalf), including those made by the unextended due date of your tax return that were for 2023. Do not include employer contributions, contributions through a cafeteria plan, or rollovers. See instructions	2 0.
3	If you were under age 55 at the end of 2023 and, on the first day of every month during 2023, you were, or were considered, an eligible individual with the same coverage, enter \$3,850 (\$7,750 for family coverage). All others , see the instructions for the amount to enter	3 3,850.
4	Enter the amount you and your employer contributed to your Archer MSAs for 2023 from Form 8853, lines 1 and 2. If you or your spouse had family coverage under an HDHP at any time during 2023, also include any amount contributed to your spouse's Archer MSAs	4 0.
5	Subtract line 4 from line 3. If zero or less, enter -0-	5 3,850.
6	Enter the amount from line 5. But if you and your spouse each have separate HSAs and had family coverage under an HDHP at any time during 2023, see the instructions for the amount to enter	6 3,850.
7	If you were age 55 or older at the end of 2023, married, and you or your spouse had family coverage under an HDHP at any time during 2023, enter your additional contribution amount. See instructions	7 0.
8	Add lines 6 and 7	8 3,850.
9	Employer contributions made to your HSAs for 2023	9 200.
10	Qualified HSA funding distributions	10
11	Add lines 9 and 10	11 200.
12	Subtract line 11 from line 8. If zero or less, enter -0-	12 3,650.
13	HSA deduction. Enter the smaller of line 2 or line 12 here and on Schedule 1 (Form 1040), Part II, line 13 Caution: If line 2 is more than line 13, you may have to pay an additional tax. See instructions.	13 0.

Part II HSA Distributions. If you are filing jointly and both you and your spouse each have separate HSAs, complete a separate Part II for each spouse.

14a	Total distributions you received in 2023 from all HSAs (see instructions)	14a
b	Distributions included on line 14a that you rolled over to another HSA. Also include any excess contributions (and the earnings on those excess contributions) included on line 14a that were withdrawn by the due date of your return. See instructions	14b
c	Subtract line 14b from line 14a	14c
15	Qualified medical expenses paid using HSA distributions (see instructions)	15
16	Taxable HSA distributions. Subtract line 15 from line 14c. If zero or less, enter -0-. Also, include this amount in the total on Schedule 1 (Form 1040), Part I, line 8f	16
17a	If any of the distributions included on line 16 meet any of the Exceptions to the Additional 20% Tax (see instructions), check here <input type="checkbox"/>	
b	Additional 20% tax (see instructions). Enter 20% (0.20) of the distributions included on line 16 that are subject to the additional 20% tax. Also, include this amount in the total on Schedule 2 (Form 1040), Part II, line 17c	17b

Part III Income and Additional Tax for Failure To Maintain HDHP Coverage. See the instructions before completing this part. If you are filing jointly and both you and your spouse each have separate HSAs, complete a separate Part III for each spouse.

18	Last-month rule	18
19	Qualified HSA funding distribution	19
20	Total income. Add lines 18 and 19. Include this amount on Schedule 1 (Form 1040), Part I, line 8f	20
21	Additional tax. Multiply line 20 by 10% (0.10). Include this amount in the total on Schedule 2 (Form 1040), Part II, line 17d	21



New York State E-File Signature Authorization for Tax Year 2023

For Forms IT-201, IT-201-X, IT-203, IT-203-X, IT-214, and NYC-210

Electronic return originator (ERO): Do not mail this form to the Tax Department. Keep it for your records.

Taxpayer's name ARAVIND PADMANABHAN	Spouse's name (jointly filed return only)
--	---

Purpose

Form TR-579-IT must be completed to authorize an ERO to e-file a personal income tax return and to transmit bank account information for the electronic funds withdrawal.

EROs must complete Part C prior to transmitting electronically filed income tax returns (Forms IT-201, IT-201-X, IT-203, IT-203-X, IT-214, and NYC-210).

General instructions

Taxpayers must complete Part B before the ERO transmits the taxpayer's electronically filed Forms IT-201, *Resident Income Tax Return*, IT-201-X, *Amended Resident Income Tax Return*, IT-203, *Nonresident and Part-Year Resident Income Tax Return*, IT-203-X, *Amended Nonresident and Part-Year Resident Income Tax Return*, IT-214, *Claim for Real Property Tax Credit*, and NYC-210, *Claim for New York City School Tax Credit*. Note that an electronic signature can be used as described in TSB-M-20(1)C, (2), *E-File Authorizations (TR-579 forms) for Taxpayers Using a Paid Preparer for Electronically Filed Tax Returns*.

Both the paid preparer and the ERO are required to sign Part C. However, an individual performing as both the paid preparer and the ERO is only required to sign as the paid preparer. It is not necessary to include the ERO signature in this case. Note that an alternative signature can be used as described in Publication 58, *Information for Income Tax Return Preparers*, available on our website.

This form is not required for electronically filed Form IT-370, *Application for Automatic Six-Month Extension of Time to File for Individuals*. See Form TR-579.1-IT, *New York State Taxpayer Authorization for Electronic Funds Withdrawal for Tax Year 2023 Form IT-370 and Tax Year 2024 Form IT-2105*.

For returns filed jointly, both spouses must complete and sign Form TR-579-IT.

Part A – Tax return information

1 Federal adjusted gross income (from applicable line).....	1.	81171.
2 Refund.....	2.	486.
3 Amount you owe.....	3.	
4 Financial institution routing number.....	4.	111000614
5 Financial institution account number.....	5.	765733057

6 Account type: Personal checking Personal savings Business checking Business savings

Part B – Declaration of taxpayer and authorizations for Forms IT-201, IT-201-X, IT-203, IT-203-X, IT-214, and NYC-210

Under penalty of perjury, I declare that I have examined the information on my 2023 New York State electronic personal income tax return, including any accompanying schedules, attachments, and statements, and certify that my electronic return is true, correct, and complete. The ERO has my consent to send my 2023 New York State electronic return to New York State through the Internal Revenue Service (IRS). In addition, by using a computer system and software to prepare and transmit my form electronically, I consent to the disclosure to New York State of all information pertaining to the transmission of my tax form electronically. I understand that by executing this Form TR-579-IT, I am authorizing the ERO to sign and file this return on my behalf and agree that the ERO's submission of my personal income tax return to the

IRS, together with this authorization, will serve as the electronic signature for the return and any authorized payment transaction. If I am paying my New York State personal income taxes due by electronic funds withdrawal, I certify that the account holder has authorized the New York State Tax Department and its design financial agents to initiate an electronic funds withdrawal from the financial institution account indicated on my 2023 electronic return, and authorized the financial institution to withdraw the amount from that account. As New York does not support International ACH Transactions (IAT), I attest the source for these funds is within the United States. I understand and agree that I may revoke this authorization for payment only by contacting the Tax Department no later than two (2) business days prior to the payment date.

Taxpayer's signature	Date
Spouse's signature (jointly filed return only)	Date

Part C – Declaration of electronic return originator (ERO) and paid preparer

Under penalty of perjury, I declare that the information contained in this 2023 New York State electronic personal income tax return is the information furnished to me by the taxpayer. If the taxpayer furnished me a completed paper 2023 New York State return signed by a paid preparer, I declare that the information contained in the taxpayer's 2023 New York State electronic return

is identical to that contained in the paper copy of the return. If I am the paid preparer, under penalty of perjury I declare that I have examined this 2023 New York State electronic personal income tax return, and, to the best of my knowledge and belief, the return is true, correct, and complete. I have based this declaration on all information available to me.

Do not mail Form TR-579-IT to the Tax Department:

EROs must keep this form for three years and present it to the Tax Department upon request.

ERO's signature	Print name GLOBAL TAXES LLC	Date
Paid preparer's signature	Print name	Date 04162024



Department of Taxation and Finance

Nonresident and Part-Year Resident Income Tax Return

New York State • New York City • Yonkers • MCTMT

IT-203

For the year January 1, 2023, through December 31, 2023, or fiscal year beginning

23
and ending

For help completing your return, see the instructions, Form IT-203-I.

Your first name and middle initial ARAVIND		Your last name (for a joint return, enter spouse's name on line below) PADMANABHAN		Your date of birth (mmdyyyy) 08141993	Your Social Security number 312496335
Spouse's first name and middle initial		Spouse's last name		Spouse's date of birth (mmdyyyy)	Spouse's Social Security number
Mailing address (see instructions) (number and street or PO Box) 282 SAINT PAULS AVE				Apartment number 1	New York State county of residence NR
City, village, or post office JERSEY CITY		State NJ	ZIP code 07306	Country UNITED STATES	School district name NR
Taxpayer's permanent home address (see instructions) (no. and street or rural route)				Apartment no.	City, village, or post office
				School district code number	
State	ZIP code	Country		Decedent information	Taxpayer's date of death
					Spouse's date of death

A Filing status

- ① Single
- ② Married filing joint return (enter both spouses' Social Security numbers above)
- ③ Married filing separate return (enter both spouses' Social Security numbers above)
- ④ Head of household (with qualifying person)
- ⑤ Qualifying surviving spouse

B Did you itemize your deductions on your 2023 federal income tax return? Yes No

C Can you be claimed as a dependent on another taxpayer's federal return? Yes No

D1 Did you have a financial account located in a foreign country? Yes No

D2 (1) Did you or your spouse maintain living quarters in Yonkers for any part of 2023? Yes No

If Yes:
(2) Number of months you lived in Yonkers in 2023 ...

(3) Number of months your spouse lived in Yonkers in 2023 ...

If No:
(4) Did you or your spouse work in Yonkers while not living in Yonkers for any part of 2023 ... Yes No

E New York City part-year residents only (This includes the Bronx, Brooklyn, Manhattan, Queens, and Staten Island)

(1) Number of months you lived in NY City in 2023

(2) Number of months your spouse lived in NY City in 2023

F Enter your 2-character special condition code(s) if applicable

G New York State part-year residents

Enter the date you moved into or out of NYS (mmdyyyy)

On the last day of the tax year (mark an X in one box):

1) Lived in NYS

2) Lived outside NYS; received income from NYS sources during nonresident period

3) Lived outside NYS; received no income from NYS sources during nonresident period

H Did you or your spouse maintain living quarters in NYS in 2023? Yes No

(if Yes, complete Form IT-203-B)

I Dependent information

First name and middle initial	Last name	Relationship	Social Security number	Date of birth (mmdyyyy)

If more than 6 dependents, mark an X in the box.



203001233555

For office use only

NO HANDWRITTEN ENTRIES, OTHER THAN SIGNATURE, ON THIS FORM

Enter your Social Security number
312496335

Federal income and adjustments

Federal amount
Whole dollars only

New York State amount
Whole dollars only

Table with 3 columns: Line number, Federal amount, New York State amount. Rows 1-19 include items like Wages, salaries, tips, etc. (92801.00), Taxable interest income (.00), Ordinary dividends (.00), Taxable refunds, credits, or offsets of state and local income taxes (.00), Alimony received (.00), Business income or loss (.00), Capital gain or loss (.00), Other gains or losses (.00), Taxable amount of IRA distributions (.00), Taxable amount of pensions/annuities (.00), Rental real estate, royalties, partnerships, S corporations, trusts, etc. (-11630.00), Rental real estate included in line 11 (-11630.00), Farm income or loss (.00), Unemployment compensation (.00), Taxable amount of Social Security benefits (.00), Other income (.00), Add lines 1 through 11 and 13 through 16 (81171.00), Total federal adjustments to income (.00), Federal adjusted gross income (81171.00).

New York additions

Table with 3 columns: Line number, Federal amount, New York State amount. Rows 20-23 include items like Interest income on state and local bonds and obligations (.00), Public employee 414(h) retirement contributions (.00), Other (Form IT-225, line 9) (.00), Add lines 19 through 22 (81171.00).

New York subtractions

Table with 3 columns: Line number, Federal amount, New York State amount. Rows 24-31 include items like Taxable refunds, credits, or offsets of state and local income taxes (from line 4) (.00), Pensions of NYS and local governments and the federal government (.00), Taxable amount of Social Security benefits (from line 15) (.00), Interest income on U.S. government bonds (.00), Pension and annuity income exclusion (.00), Other (Form IT-225, line 18) (.00), Add lines 24 through 29 (.00), New York adjusted gross income (subtract line 30 from line 23) (81171.00).

32 Enter the amount from line 31, Federal amount column 81171.00

NO HANDWRITTEN ENTRIES, OTHER THAN SIGNATURE, ON THIS FORM



Name(s) as shown on page 1
ARAVIND PADMANABHAN

Enter your Social Security number
312496335

Standard deduction or itemized deduction

33 Enter your **standard deduction** or your **itemized deduction** (from Form IT-196).

Mark an **X** in the appropriate box: ... **Standard** – or – **Itemized**

33	8000.00
34 Subtract line 33 from line 32 (if line 33 is more than line 32, leave blank)	73171.00
35 Dependent exemptions (enter the number of dependents listed in Item I; see instructions)	000.00
36 New York taxable income (subtract line 35 from line 34)	73171.00

Tax computation, credits, and other taxes

37 New York taxable income (from line 36)	73171.00
38 New York State tax on line 37 amount	3860.00
39 New York State household credit	.00
40 Subtract line 39 from line 38 (if line 39 is more than line 38, leave blank)	3860.00
41 New York State child and dependent care credit	.00
42 Subtract line 41 from line 40 (if line 41 is more than line 40, leave blank)	3860.00
43 New York State earned income credit	.00

44 **Base tax** (subtract line 43 from line 42; if line 43 is more than line 42, leave blank) 3860.00

45 Income percentage New York State amount from line 31 92801.00 ÷ Federal amount from line 31 81171.00 = Round result to 4 decimal places 45 1.1433

46 Allocated New York State tax (multiply line 44 by the decimal on line 45)	4413.00
47 New York State nonrefundable credits (Form IT-203-ATT, line 8)	.00
48 Subtract line 47 from line 46 (if line 47 is more than line 46, leave blank)	4413.00
49 Net other New York State taxes (Form IT-203-ATT, line 33)	.00
50 Total New York State taxes (add lines 48 and 49)	4413.00

New York City and Yonkers taxes, credits, and surcharges, and MCTMT

51 Part-year New York City resident tax (Form IT-360.1)	51	.00	See instructions to compute New York City and Yonkers taxes, credits, and surcharges.
52 Part-year resident nonrefundable New York City child and dependent care credit	52	.00	
52a Subtract line 52 from 51	52a	.00	
52b MCTMT net earnings base for Zone 1..	52b	.00	See instructions to compute the MCTMT for each zone.
52c MCTMT net earnings base for Zone 2..	52c	.00	
52d MCTMT for Zone 1	52d	.00	
52e MCTMT for Zone 2	52e	.00	
52f Total MCTMT (add lines 52d and 52e)	52f	.00	
53 Yonkers nonresident earnings tax (Form Y-203)	53	.00	
54 Part-year Yonkers resident income tax surcharge (Form IT-360.1)	54	.00	
55 Total New York City and Yonkers taxes / surcharges and MCTMT (add lines 52a, and 52f through 54)	55	.00	
56 Sales or use tax (Do not leave blank.)	56	0.00	
57 Voluntary contributions (Form IT-227, Part 2, line 1)	57	.00	
58 Total New York State, New York City, Yonkers, and sales or use taxes, MCTMT, and voluntary contributions (add lines 50, 55, 56, and 57)	58	4413.00	

NO HANDWRITTEN ENTRIES, OTHER THAN SIGNATURE, ON THIS FORM

203003233555



Enter your Social Security number
312496335

59 Enter amount from line 58 **59** 4413.00

Payments and refundable credits

60 Part-year NYC school tax credit (fixed amount) (also complete E on front)	60	.00
60a NYC school tax credit (rate reduction amount)	60a	.00
61 Other refundable credits (Form IT-203-ATT, line 17)	61	.00
62 Total New York State tax withheld	62	4899.00
63 Total New York City tax withheld	63	.00
64 Total Yonkers tax withheld	64	.00
65 Total estimated tax payments/amount paid with Form IT-370	65	.00
66 Total payments and refundable credits (add lines 60 through 65)	66	4899.00

If applicable, complete **Form(s) IT-2 and/or IT-1099-R** and submit them with your return.
Do not send federal Form W-2 with your return.

Your refund, amount you owe, and account information

67 Amount overpaid (if line 66 is more than line 59, subtract line 59 from line 66)	67	486.00
68 Amount of line 67 available for refund (subtract line 69 from line 67)	68	486.00
TIP: Use this amount to check your refund status online.		
68a Amount of line 68 that you want to deposit into a NYS 529 account (Form IT-195, line 4) (also submit Form IT-195)	68a	.00
68b Total refund after NYS 529 account deposit (subtract line 68a from line 68)	68b	486.00

Mark one refund choice: **direct deposit** to checking or savings account (fill in line 73) - or - **paper check**

Refund? Direct deposit is the easiest, fastest way to get your refund.
See instructions for payment options.

69 Amount of line 67 that you want applied to your 2024 estimated tax (see instructions)	69	.00
70 Amount you owe (if line 66 is less than line 59, subtract line 66 from line 59). To pay by electronic funds withdrawal, mark an X in the box <input type="checkbox"/> and fill in lines 73 and 74. If you pay by check or money order you must complete Form IT-201-V and mail it with your return.	70	.00
71 Estimated tax penalty (include this amount on line 70, or reduce the overpayment on line 67)	71	.00
72 Other penalties and interest	72	.00

See instructions for the proper assembly of your return.

73 Account information for direct deposit or electronic funds withdrawal.
If the funds for your payment (or refund) would come from (or go to) an account outside the U.S., mark an **X** in this box

73a Account type: Personal checking - or - Personal savings - or - Business checking - or - Business savings

73b Routing number 111000614 **73c** Account number 765733057

74 Electronic funds withdrawal Date Amount00

Third-party designee? (see instr.) Yes <input type="checkbox"/> No <input checked="" type="checkbox"/>	Print designee's name	Designee's phone number ()	Personal identification number (PIN)
	Email:		

▼ Paid preparer must complete ▼ (see instructions)	Preparer's NYTPRIN	NYTPRIN excl. code 0 9
Preparer's signature SYAM PRIYA RAM SAGAR GUP	Preparer's printed name SYAM PRIYA RAM SAGAR GUP	
Firm's name (or yours, if self-employed) GLOBAL TAXES LLC	Preparer's PTIN or SSN P02082703	
Address 245 ROONEY CT E BRUNSWICK NJ 08816	Employer identification number 843171965	Date 04162024
Email: SYAM@GTAXFILE.COM		

▼ Taxpayer(s) must sign here ▼	
Your signature	
Your occupation SENIOR ASSOCIATE	
Spouse's signature and occupation (if joint return)	
Date	Daytime phone number (607) 304 1502
Email: ARAVINDP1408@GMAIL.COM	

See instructions for where to mail your return.

NO HANDWRITTEN ENTRIES, OTHER THAN SIGNATURE, ON THIS FORM





Nonresident and Part-Year Resident Income Allocation And College Tuition Itemized Deduction Worksheet

IT-203-B

Name(s) and occupation(s) as shown on Form IT-203: ARAVIND PADMANABHAN SENIOR ASSOCIATE
Your Social Security number: 312496335

Complete all parts that apply to you; see instructions (Form IT-203-l). Submit this form with your Form IT-203.

Schedule A - Allocation of wage and salary income to New York State

Complete a separate Schedule A for each job for which your wage and salary income is subject to allocation.

Additional Schedule A sections are provided on page 3 of this form. If you are required to complete more than one Schedule A, total the amounts from line p on all schedules and include this total on Form IT-203, line 1, in the New York State amount column.

Do not use this schedule for income based on the volume of business transacted. See the Schedule A instructions if:

- You had more than one job;
You had a job for only part of the year; or
You and your spouse each had a job that requires allocation.

1a Total days (see instructions)
1b Saturdays and Sundays (not worked)
1c Holidays (not worked)
1d Sick leave
1e Vacation
1f Other nonworking days
1g Total nonworking days
1h Total days worked in year at this job
1i Total days included in line 1h worked outside New York State
1j Enter number of days worked at home included in line 1i amount
1k Subtract line 1j from line 1i
1l Days worked in New York State
1m Enter number of days from line 1h above
1n Divide line 1l by line 1m; round the result to the fourth decimal place
1o Wages, salaries, tips, etc. (to be allocated)
1p New York State allocated wage and salary income

Include the line 1p amount on Form IT-203, line 1, in the New York State amount column.

Schedule B - Living quarters maintained in New York State

Mark an X in the box if NYS living quarters were maintained for you or by you for the entire tax year

If you or your spouse maintained living quarters in NYS during any part of the year, give address(es) below. Submit additional sheets if necessary. For column E, mark an X in the box if the living quarters are still maintained for or by you.

Table with 5 columns: A - Street address, B - City, village, or post office, C, D - ZIP code, E. Includes checkboxes for column E.

Enter the number of days spent in New York State in this tax year ... Any part of a day spent in New York State is considered a day spent in New York State.

NO HANDWRITTEN ENTRIES ON THIS FORM



Enter your Social Security number
312496335

Schedule C – College tuition itemized deduction worksheet (See the instructions for Schedule C.)

- 1 Are you claimed as a dependent on another taxpayer's New York State tax return for this tax year? 1 Yes No
- If **Yes, stop**; you do not qualify for the college tuition itemized deduction.
 - If **No**, continue. Complete A through I below for each eligible student for whom you paid qualified college tuition expenses. Use additional sheets if necessary.

Eligible student 1	A First name	MI	Last name	Suffix	B Social Security number	C Date of birth (mmddyyyy)
	ARAVIND		PADMANABHAN		312496335	08141993
D Is the student claimed as a dependent on your NYS return? (see instructions) Yes <input type="checkbox"/> No <input checked="" type="checkbox"/>						
E EIN of college or university (see instructions)	F Name of college or university (see instructions)					
610470593	UNIVERSITY OF THE CUMBERLANDS					
G Were expenses for undergraduate tuition? (see instructions) Yes <input checked="" type="checkbox"/> No <input type="checkbox"/>						
H Amount of qualified college tuition expenses (see instructions)			7686.00	I Enter the lesser of line H or 10,000		7686.00

Eligible student 2	A First name	MI	Last name	Suffix	B Social Security number	C Date of birth (mmddyyyy)
D Is the student claimed as a dependent on your NYS return? (see instructions) Yes <input type="checkbox"/> No <input type="checkbox"/>						
E EIN of college or university (see instructions)	F Name of college or university (see instructions)					
G Were expenses for undergraduate tuition? (see instructions) Yes <input type="checkbox"/> No <input type="checkbox"/>						
H Amount of qualified college tuition expenses (see instructions)00	I Enter the lesser of line H or 10,00000

Eligible student 3	A First name	MI	Last name	Suffix	B Social Security number	C Date of birth (mmddyyyy)
D Is the student claimed as a dependent on your NYS return? (see instructions) Yes <input type="checkbox"/> No <input type="checkbox"/>						
E EIN of college or university (see instructions)	F Name of college or university (see instructions)					
G Were expenses for undergraduate tuition? (see instructions) Yes <input type="checkbox"/> No <input type="checkbox"/>						
H Amount of qualified college tuition expenses (see instructions)00	I Enter the lesser of line H or 10,00000

- 2 **College tuition itemized deduction** (total the **line I** amounts for all eligible students; include amounts from any additional sheets). Also enter this amount on Form IT-196, *New York Resident, Nonresident, and Part-Year Resident Itemized Deductions*..... 2 7686.00

NO HANDWRITTEN ENTRIES ON THIS FORM



Schedule A – Allocation of wage and salary income to New York State

2a Total days (see instructions)		2a	
Nonworking days included in line 2a:			
2b Saturdays and Sundays (not worked)	2b		
2c Holidays (not worked)	2c		
2d Sick leave	2d		
2e Vacation	2e		
2f Other nonworking days	2f		
2g Total nonworking days (add lines 2b through 2f)		2g	
2h Total days worked in year at this job (subtract line 2g from line 2a)		2h	
2i Total days included in line 2h worked outside New York State	2i		
2j Enter number of days worked at home included in line 2i amount	2j		
2k Subtract line 2j from line 2i		2k	
2l Days worked in New York State (subtract line 2k from line 2h)		2l	
2m Enter number of days from line 2h above		2m	
2n Divide line 2l by line 2m; round the result to the fourth decimal place		2n	
2o Wages, salaries, tips, etc. (to be allocated)	2o		.00
2p New York State allocated wage and salary income (multiply line 2n by line 2o)	2p		.00

Include the line 2p amount on Form IT-203, line 1, in the *New York State amount* column.

Schedule A – Allocation of wage and salary income to New York State

3a Total days (see instructions)		3a	
Nonworking days included in line 3a:			
3b Saturdays and Sundays (not worked)	3b		
3c Holidays (not worked)	3c		
3d Sick leave	3d		
3e Vacation	3e		
3f Other nonworking days	3f		
3g Total nonworking days (add lines 3b through 3f)		3g	
3h Total days worked in year at this job (subtract line 3g from line 3a)		3h	
3i Total days included in line 3h worked outside New York State	3i		
3j Enter number of days worked at home included in line 3i amount	3j		
3k Subtract line 3j from line 3i		3k	
3l Days worked in New York State (subtract line 3k from line 3h)		3l	
3m Enter number of days from line 3h above		3m	
3n Divide line 3l by line 3m; round the result to the fourth decimal place		3n	
3o Wages, salaries, tips, etc. (to be allocated)	3o		.00
3p New York State allocated wage and salary income (multiply line 3n by line 3o)	3p		.00

Include the line 3p amount on Form IT-203, line 1, in the *New York State amount* column.

NO HANDWRITTEN ENTRIES ON THIS FORM





Department of Taxation and Finance

Summary of W-2 Statements

IT-2

New York State • New York City • Yonkers

Do not detach or separate the W-2 Records below. File Form IT-2 as an entire page with your return. See instructions on the back.

W-2 Record 1

Box a Employee's Social Security number for this W-2 Record

312496335

Box b Employer identification number (EIN)

135160382

Box c Employer's information

Employer's name			
BANK OF NEW YORK MELLON			
Employer's address (number and street)			
500 GRANT STREET ROOM 3022			
City	State	ZIP code	Country
PITTSBURGH	PA	15258-0001	

Box 1 Wages, tips, other compensation

92801.00

Box 12a Amount

43.00

Code

C

Box 14a Amount

31.00

Description

NY SDI

Box 8 Allocated tips

.00

Box 12b Amount

7119.00

Code

D

Box 14b Amount

.00

Description

Box 10 Dependent care benefits

.00

Box 12c Amount

200.00

Code

W

Box 14c Amount

.00

Description

Box 11 Nonqualified plans

.00

Box 12d Amount

6703.00

Code

D D

Box 14d Amount

.00

Description

Box 13 Statutory employee

Retirement plan

Third-party sick pay

Corrected (W-2c)

NY State information:

Box 15a NY State

N | Y

Box 16a NYS wages, tips, etc.

92801.00

Box 17a NYS income tax withheld

4899.00

Other state information:

Box 15b other state

N | J

Box 16b Other state wages, tips, etc.

94049.00

Box 17b Other state income tax withheld

.00

NYC and Yonkers information (see instr.):

Box 18 Local wages, tips, etc.

Locality a .00

Locality b .00

Box 19 Local income tax withheld

Locality a .00

Locality b .00

Box 20 Locality name

Locality a

Locality b

Do not detach.

W-2 Record 2

Box a Employee's Social Security number for this W-2 Record

Box b Employer identification number (EIN)

Box c Employer's information

Employer's name			
Employer's address (number and street)			
City	State	ZIP code	Country

Box 1 Wages, tips, other compensation

.00

Box 12a Amount

.00

Code

Box 14a Amount

.00

Description

Box 8 Allocated tips

.00

Box 12b Amount

.00

Code

Box 14b Amount

.00

Description

Box 10 Dependent care benefits

.00

Box 12c Amount

.00

Code

Box 14c Amount

.00

Description

Box 11 Nonqualified plans

.00

Box 12d Amount

.00

Code

Box 14d Amount

.00

Description

Box 13 Statutory employee

Retirement plan

Third-party sick pay

Corrected (W-2c)

NY State information:

Box 15a NY State

N | Y

Box 16a NYS wages, tips, etc.

.00

Box 17a NYS income tax withheld

.00

Other state information:

Box 15b other state

Box 16b Other state wages, tips, etc.

.00

Box 17b Other state income tax withheld

.00

NYC and Yonkers information (see instr.):

Box 18 Local wages, tips, etc.

Locality a .00

Locality b .00

Box 19 Local income tax withheld

Locality a .00

Locality b .00

Box 20 Locality name

Locality a

Locality b

NO HANDWRITTEN ENTRIES ON THIS FORM

102001233555




2023 NJ-1040
New Jersey Resident Income Tax Return

For Privacy Act Notification, See Instructions

1555

NJ-1040
2023
Page 1



040MP01230

Your Social Security Number (required)
312496335

Last Name, First Name, Initial (Joint Filers enter first name and middle initial of each. Enter spouse's/CU partner's last name ONLY if different.)
PADMANABHAN ARAVIND

Spouse's/CU Partner's SSN (if filing jointly)

County/Municipality Code (See Table page 50)
0906

Home Address (Number and Street, including apartment number)
282 SAINT PAULS AVE APT 1

City, Town, Post Office
JERSEY CITY

State ZIP Code
NJ 07306

Driver's License Number (Voluntary) (See instructions)

- Federal extension filed.
- The address above is a foreign address.
- Your address has changed.
- Death certificate is enclosed.
- Do not want a paper form next year.
- I authorize the Division of Taxation to discuss my return and enclosures with my preparer.
- NJ-1040-O is enclosed.


Gubernatorial Elections Fund Note: This does not reduce your refund or increase your balance due.

Do you want to designate \$1 to the Gubernatorial Elections Fund?	You	Yes	No
If joint return, does your spouse want to designate \$1?	Spouse/CU Partner	Yes	No

Direct Deposit Information

dd1. Direct deposit indicator (1 for direct deposit, 4 for no direct deposit)	dd1.	4
dd2. Account type (C for checking, S for savings)	dd2.	
dd3. Fill in the checkbox if the direct deposit is going to an account outside the United States	dd3.	
dd4. Routing number	dd4.	
dd5. Account number	dd5.	





040MP02230

Name(s) as shown on Form NJ-1040
PADMANABHAN ARAVIND

Your Social Security Number
312496335

1555

Part-year residents, provide months/days you were a New Jersey resident during 2023:
From: _____ To: _____

Fiscal year filers only:
Enter month of your year end 2 0 2 4

Filing Status
Fill in only one.


- 1. Single
- 2. Married/CU Couple, filing joint return
- 3. Married/CU Partner, filing separate return
- 4. Head of Household Enter spouse's/CU partner's SSN
- 5. Qualifying Widow(er)/Surviving CU Partner
Indicate the year of your spouse's/CU partner's death: 2021 2022

Exemptions
Fill in the ovals that apply. You must enter a total in the boxes to the right and complete the calculation.

6. Regular	<input checked="" type="checkbox"/>	Self	Spouse/CU Partner	Domestic Partner	1	x \$1,000 =	<u>1000</u>
7. Senior 65+ (Born in 1958 or earlier)	<input type="checkbox"/>	Self	Spouse/CU Partner			x \$1,000 =	_____
8. Blind/Disabled	<input type="checkbox"/>	Self	Spouse/CU Partner			x \$1,000 =	_____
9. Veteran	<input type="checkbox"/>	Self	Spouse/CU Partner			x \$6,000 =	_____
10. Qualified Dependent Children	<input type="checkbox"/>					x \$1,500 =	_____
11. Other Dependents	<input type="checkbox"/>					x \$1,500 =	_____
12. Dependents Attending Colleges (See instructions)	<input type="checkbox"/>					x \$1,000 =	_____
13. Total Exemption Amount (Add totals from the lines at 6 through 12)							13. 1000 .

14. Dependent Information. Provide the following information for each dependent.

	Last Name, First Name, Middle Initial	Social Security Number	Birth Year	No Health Insurance
a.	_____			
b.	_____			
c.	_____			
d.	_____			



040MP03230

Name(s) as shown on Form NJ-1040
PADMANABHAN ARAVIND

Your Social Security Number
312496335

1555

15. Wages, salaries, tips, and other employee compensation (State wages from Box 16 of enclosed W-2(s)) (See instructions)	15.	94049 .	
16a. Taxable interest income (Enclose federal Schedule B if over \$1,500) (See instructions)	16a.	.	
16b. Tax-exempt interest income (Enclose Schedule) (See instructions) Do not include on line 16a	16b.	.	
17. Dividends	17.	.	
18. Net profits from business (Schedule NJ-BUS-1, Part I, line 4) (Enclose federal Schedule C)	18.	.	
19. Net gains or income from disposition of property (Schedule NJ-DOP, line 4)	19.	.	
20a. Taxable pensions, annuities, and IRA distributions/withdrawals (See instructions)	20a.	.	
20b. Excludable pension, annuity, and IRA distributions/withdrawals	20b.	.	
21. Distributive Share of Partnership Income (Schedule NJ-BUS-1, Part II, line 4) (Enclose Schedule NJK-1 or federal Schedule K-1)	21.	.	
22. Net pro rata share of S Corporation Income (Schedule NJ-BUS-1, Part III, line 4) (Enclose Schedule NJ-K-1 or federal Schedule K-1)	22.	.	
23. Net gains or income from rents, royalties, patents, and copyrights (Schedule NJ-BUS-1, Part IV, line 4)	23.	.	
24. Net gambling winnings (See instructions)	24.	.	
25. Alimony and separate maintenance payments received	25.	.	
26. Other (Enclose documents) (See instructions)	26.	.	
27. Total Income (Add lines 15, 16a, 17 through 20a, and 21 through 26)	27.	94049 .	
28a. Pension/Retirement Exclusion (See instructions)	28a.	.	
28b. Other Retirement Income Exclusion (See Worksheet D and instructions pages 19-20)	28b.	.	
28c. Total Exclusion Amount (Add lines 28a and 28b)	28c.	.	
29. New Jersey Gross Income (Subtract line 28c from line 27) (See instructions)	29.	94049 .	
30. Exemption Amount (Enter amount from line 13. Part-year residents see instr.)	30.	1000 .	
31. Medical Expenses (See Worksheet F and instructions)	31.	.	
32. Alimony and separate maintenance payments (See instructions)	32.	.	
33. Qualified Conservation Contribution	33.	.	
34. Health Enterprise Zone Deduction	34.	.	
35. Alternative Business Calculation Adjustment (Schedule NJ-BUS-2, line 11)	35.	0 .	
36. Organ/Bone Marrow Donation Deduction (See instructions)	36.	.	
37a. NJBEST Deduction	37a.	.	
37b. NJCLASS Deduction	37b.	.	
37c. NJ Higher Ed. Tuition Deduction	37c.	.	
38. Total Exemptions and Deductions (Add lines 30 through 37c)	38.	1000 .	
39. Taxable Income (Subtract line 38 from line 29)	39.	93049 .	
40a. Total Property Taxes (18% of Rent) Paid (See instructions page 25)	40a.	1944 .	
40b. Indicate your residency status during 2023 (fill in only one)			
	Homeowner	Tenant	Both
41. Property Tax Deduction (From Worksheet H) (See instructions)	41.	.	
42. New Jersey Taxable Income (Subtract line 41 from line 39)	42.	93049 .	
43. Tax on amount on line 42 (Tax Table page 52)	43.	3799 .	
44. Credit For Income Taxes Paid to Other Jurisdictions (Enclose Schedule NJ-COJ) (See instructions)	44.	3749 .	
Enter Code		32	
45. Balance of Tax (Subtract line 44 from line 43)	45.	50 .	
46. Sheltered Workshop Tax Credit	46.	.	
47. Gold Star Family Counseling Credit (See instructions)	47.	.	
48. Credit for Employer of Organ/Bone Marrow Donor (See instructions)	48.	.	
49. Total Credits (Add lines 46 through 48)	49.	.	
50. Balance of Tax After Credits (Subtract line 49 from line 45) If zero or less, make no entry	50.	50 .	
51. Use Tax Due on Internet, Mail-Order, or Other Out-of-State Purchases (See instructions) If no Use Tax, enter 0	51.	0 .	
52. Interest on Underpayment of Estimated Tax	52.	.	
Fill in if Form NJ-2210 is enclosed			
53a. Fill in if anyone in your tax household does not currently have health insurance. (Enclose NJ-EZ Enroll form) (See instructions)	53a.		



Name(s) as shown on Form NJ-1040
PADMANABHAN ARAVIND

Your Social Security Number
312496335

1555

53b. If you indicated at line 53a that someone in your tax household does not have health insurance, fill in to allow Get Covered New Jersey to assist with obtaining coverage (See instructions)	53b.	
53c. Shared Responsibility Payment (See instructions) REQUIRED Enclose Schedule NJ-HCC and fill in X	53c.	0 .
54. Total Tax Due (Add lines 50 through 53c)	54.	50 .
55. Total NJ Income Tax Withheld (Enclose Forms W-2 and 1099) (Part-year residents, see instructions)	55.	. .
56. Property Tax Credit (See instructions page 24)	56.	50 .
57. New Jersey Estimated Tax Payments/Credit from 2022 tax return	57.	. .
58. New Jersey Earned Income Tax Credit (See instructions) Fill in if you had the IRS calculate your federal earned income credit Fill in if you are a CU couple claiming the NJ Earned Income Tax Credit	58.	. .
59. Excess New Jersey UI/WF/SWF Withheld (Enclose Form NJ-2450) (See instructions)	59.	. .
60. Excess New Jersey Disability Insurance Withheld (Enclose Form NJ-2450) (See instructions)	60.	. .
61. Excess New Jersey Family Leave Insurance Withheld (Enclose Form NJ-2450) (See instructions)	61.	. .
62. Wounded Warrior Caregivers Credit (See instructions)	62.	. .
63. Pass-Through Business Alternative Income Tax Credit (See instructions)	63.	. .
64. Child and Dependent Care Credit (See instructions) Fill in if you are a CU couple claiming the Child and Dependent Care Credit	64.	. .
65. New Jersey Child Tax Credit (See instructions) Number of dependents age 5 or younger on 12/31/2023	65.	. .
66. Total Withholdings, Credits, and Payments (Add lines 55 through 65)	66.	50 .
67. If line 66 is less than line 54, you have tax due. Subtract line 66 from line 54 and enter the amount you owe If you owe tax, you can still make a donation on lines 70 through 77.	67.	0 .
68. If the total on line 66 is more than line 54, you have an overpayment. Subtract line 54 from line 66 and enter the overpayment	68.	. .
69. Amount from line 68 you want to credit to your 2024 tax	69.	. .
70. Contribution to N.J. Endangered Wildlife Fund	70.	. .
71. Contribution to N.J. Children's Trust Fund to Prevent Child Abuse	71.	. .
72. Contribution to N.J. Vietnam Veterans' Memorial Fund	72.	. .
73. Contribution to N.J. Breast Cancer Research Fund	73.	. .
74. Contribution to U.S.S. New Jersey Educational Museum Fund	74.	. .
75. Other Designated Contribution (See instructions) Enter Code	75.	. .
76. Other Designated Contribution (See instructions) Enter Code	76.	. .
77. Other Designated Contribution (See instructions) Enter Code	77.	. .
78. Total Adjustments to Tax Due/Overpayment amount (Add lines 69 through 77)	78.	. .
79. Balance due (If line 67 is more than zero, add line 67 and line 78)	79.	. .
80. Refund amount (If line 68 is more than zero, subtract line 78 from line 68)	80.	. .

Under penalties of perjury, I declare that I have examined this Income Tax return, including accompanying schedules and statements, and to the best of my knowledge and belief, it is true, correct, and complete. If prepared by a person other than the taxpayer, this declaration is based on all information of which the preparer has any knowledge.

Your Signature	Date	Spouse's/CU Partner's Signature (required if filing jointly)	Date
Paid Preparer's Signature		Federal Identification Number	
SYAM PRIYA RAM SAGAR GUPTA		P02082703	
Firm's Name		Firm's Federal Employer Identification Number	
GLOBAL TAXES LLC		84-3171965	

Tax Due Address
Enclose payment along with the NJ-1040-V payment voucher and tax return. Use the labels provided with the envelope and mail to:
State of New Jersey
Division of Taxation
Revenue Processing Center - Payments
PO Box 111
Trenton, NJ 08645-0111
Include Social Security number and make check or money order payable to:
State of New Jersey - TGI
You can also make a payment on our website:
nj.gov/taxation

Refund or No Tax Due Address
Use the labels provided with the envelope and mail to:
New Jersey Division of Taxation
Revenue Processing Center - Refunds
PO Box 555
Trenton, NJ 08647-0555

Name(s) as shown on Form NJ-1040 PADMANABHAN ARAVIND	Social Security Number 312-49-6335
---	---------------------------------------

Schedule NJ-BUS-1
(Form NJ-1040)

New Jersey Gross Income Tax
Business Income Summary Schedule

2023

Part I Net Profits From Business List the net profit (loss) from business(es). See Instructions.			
	Business Name	Social Security Number/ Federal EIN	Profit or (Loss)
1.			
2.			
3.			
4.	Net Profit or (Loss). (Add lines 1, 2, and 3.) (Enter here and on line 18, NJ-1040. If loss, make no entry on line 18.)		4.

Part II Distributive Share of Partnership Income List the distributive share of income (loss) from partnership(s). See instructions.				
	Partnership Name	Federal EIN	Share of Partnership Income or (Loss)	Share of Pass-Through Business Alternative Income Tax
1.				
2.				
3.				
4.	Distributive Share of Partnership Income or (Loss). (Add lines 1, 2, and 3.) (Enter here and on line 21, NJ-1040. If loss, make no entry on line 21.)		4.	
5.	Total Share of Pass-Through Business Alternative Income Tax (Add lines 1, 2, and 3.) (Enter here and include on line 63, NJ-1040.)		5.	

Part III Net Pro Rata Share of S Corporation Income List the pro rata share of income (usable loss) from S corporation(s). See instructions.				
	S Corporation Name	Federal EIN	Pro Rata Share of S Corporation Income or (Usable Loss)	Share of Pass-Through Business Alternative Income Tax
1.				
2.				
3.				
4.	Net Pro Rata Share of S Corporation Income or (Usable Loss). (Add lines 1, 2, and 3.) (Enter here and on line 22, NJ-1040. If loss, make no entry on line 22.)		4.	
5.	Total Share of Pass-Through Business Alternative Income Tax (Add lines 1, 2, and 3.) (Enter here and include on line 63, NJ-1040)		5.	

Part IV Net Gains or Income From Rents, Royalties, Patents, and Copyrights		List the net gains or net income, less net loss, derived from or in the form of rents, royalties, patents, and copyrights. See instructions. Type of Property: 1 – Rental real estate 2 – Royalties 3 – Patents 4 – Copyrights		
	Source of Income or Loss. If rental real estate, enter physical address of property.	Social Security Number/ Federal EIN	Type – Enter number from list above	Income or (Loss)
1.	NO8 3RD FLOOR 21ST STREET	312496335	1	-11,630.
2.				
3.				
4.	Net Income or (Loss). (Add lines 1, 2, and 3.) (Enter here and on line 23, NJ-1040. If loss, make no entry on line 23.)		4.	-11,630.

Keep a copy of this schedule for your records

Name(s) as shown on Form NJ-1040 PADMANABHAN ARAVIND	Social Security Number 312-49-6335
---	---------------------------------------

Schedule NJ-BUS-2
(Form NJ-1040)

New Jersey Gross Income Tax
Alternative Business Calculation Adjustment

2023

Part I Income (Loss)		Column A		Column B	
		Reportable Regular Business Income		Alternative Business Income (Loss)	
1.	Net Profits From Business	1a.	0.	1b.	0.
2.	Distributive Share of Partnership Income	2a.	0.	2b.	0.
3.	Net Pro Rata Share of S Corporation Income	3a.	0.	3b.	0.
4.	Net Gain or Income From Rents, Royalties, Patents, and Copyrights	4a.	0.	4b.	-11,630.
5.	Loss Carryforward From Tax Year 2022			5b.	(8,147.)
6.	Totals	6a.	0.	6b.	-19,777.
Part II Adjustment Calculation					
7.	Total Regular Business Income	7.	0.		
8.	Total Alternative Business Income/(Loss) (If loss, enter zero)	8.	0.		
9.	Business Increment (Subtract line 8 from line 7)	9.	0.		
10.	Adjustment Percentage	10.	0.50		
11.	Alternative Business Calculation Adjustment (Line 9 x 0.50)	11.	0.		
Part III Loss Carryforward to Tax Year 2024					
12.	Loss Carryforward to Tax Year 2024			12.	(19,777.)

Instructions

- Line 1a. Enter the amount from line 18, Form NJ-1040.
- Line 1b. Enter the amount from Part I, line 4, Schedule NJ-BUS-1 (Form NJ-1040).
- Line 2a. Enter the amount from line 21, Form NJ-1040.
- Line 2b. Enter the amount from Part II, line 4, Schedule NJ-BUS-1 (Form NJ-1040).
- Line 3a. Enter the amount from line 22, Form NJ-1040.
- Line 3b. Enter the amount from Part III, line 4, Schedule NJ-BUS-1 (Form NJ-1040).
- Line 4a. Enter the amount from line 23, Form NJ-1040.
- Line 4b. Enter the amount from Part IV, line 4, Schedule NJ-BUS-1 (Form NJ-1040).
- Line 5b. Enter the amount from line 12 of your 2022 Schedule NJ-BUS-2 (Form NJ-1040).
- Line 6a. Enter the total of lines 1a through 4a.
- Line 6b. Enter the total of lines 1b through 5b, netting gains with losses.
- Line 7. Enter the amount from line 6a of this schedule.
- Line 8. Enter the amount from line 6b of this schedule. If loss, enter zero here.
- Line 9. Subtract line 8 from line 7. If the result is zero, enter zero on line 11 and continue with line 12.
- Line 10. The adjustment percentage for Tax Year 2023 is 50% (0.50).
- Line 11. Multiply the amount on line 9 by 50% (0.50). Enter here and on line 35 of Form NJ-1040.
- Line 12. If the amount on line 6b is a loss, enter the amount of the loss on this line. Otherwise, enter zero.

REQUIRED

If your income on line 29 is above the filing threshold, you **must** submit this schedule with your return.

Name(s) as shown on Form NJ-1040 PADMANABHAN ARAVIND	Social Security Number 312-49-6335
--	--

Schedule NJ-HCC

Health Care Coverage

2023

If your income on line 29 is at or below the filing threshold (see instructions), do not complete this schedule.

Part I

Did you and, if applicable, all members of your tax household, have minimum essential health coverage for every month in 2023? (See instructions for line 53c, NJ-1040.) Part-year residents include only months as a New Jersey resident.

- Yes. You do not owe a shared responsibility payment. Fill in the oval at line 53c, NJ-1040, and enclose this schedule with your return.
- No. Continue to Part II.

If you or any member of your tax household does not **currently** have minimum essential health coverage, also complete the NJ-EZ Enroll form. (See instructions for lines 53a and 53b, NJ-1040.)

Part II

Enter the name and Social Security number for each member of your tax household. Check the box for every month each person had minimum essential health coverage or qualified for an exemption (part-year residents include only months as a New Jersey resident). If an individual qualified for an exemption, enter the exemption number. (See instructions for line 53c, NJ-1040.) If an individual has more than one exemption number, check the box. If you need more space, enclose a statement listing any additional individuals.

		Jan	Feb	Mar	Apr	May	Jun	Jul	Aug	Sep	Oct	Nov	Dec
Name	Social Security Number												
Exemption number: <input style="width:100px;" type="text"/>		Check box if this individual has more than one exemption number <input type="checkbox"/>											

		Jan	Feb	Mar	Apr	May	Jun	Jul	Aug	Sep	Oct	Nov	Dec
Name	Social Security Number												
Exemption number: <input style="width:100px;" type="text"/>		Check box if this individual has more than one exemption number <input type="checkbox"/>											

		Jan	Feb	Mar	Apr	May	Jun	Jul	Aug	Sep	Oct	Nov	Dec
Name	Social Security Number												
Exemption number: <input style="width:100px;" type="text"/>		Check box if this individual has more than one exemption number <input type="checkbox"/>											

		Jan	Feb	Mar	Apr	May	Jun	Jul	Aug	Sep	Oct	Nov	Dec
Name	Social Security Number												
Exemption number: <input style="width:100px;" type="text"/>		Check box if this individual has more than one exemption number <input type="checkbox"/>											

		Jan	Feb	Mar	Apr	May	Jun	Jul	Aug	Sep	Oct	Nov	Dec
Name	Social Security Number												
Exemption number: <input style="width:100px;" type="text"/>		Check box if this individual has more than one exemption number <input type="checkbox"/>											