

Krishna Chaitanya Gorantla  
 685 Sundance Cir  
 Erie, CO United States

## Account Summary

**Statement Period** **June 2023 - December 2023**

**Account Number** **001-001-9776145-001**

Account Name Primary

Account Currency USD


















Leverage 50:1

Opening Balance	\$0.00
Opening Unrealized P/L	\$0.00
Opening NAV	\$0.00
Realized Profit	\$3,302.14
Realized Loss	\$1,443.45
Net Realized P/L	\$1,858.69
Withdrawals	\$0.00
Deposits	\$4,000.00
Financing	-\$178.32
Commission	\$0.00
Adjustments	\$0.00
Closing Balance	\$5,680.37
Closing Unrealized P/L	-\$2,709.32
Closing NAV	\$2,971.06

## Account Leverage

May 31	= 50:1
Dec 31	= 50:1

## Trading Summary

Instrument	Orders Filled	Volume	Net P/L	Loss	Profit	P/L Ratio	Financing	Commission
NZD_CHF	9	160000	-\$467.79	\$501.69	\$33.90		-\$61.10	\$0.00
EUR_AUD	26	480000	\$354.31	\$0.00	\$354.31		-\$6.01	\$0.00
USD_CAD	6	120000	\$83.69	\$0.00	\$83.69		-\$6.36	\$0.00
GBP_USD	10	120000	\$92.50	\$29.20	\$121.70		-\$16.47	\$0.00
AUD_CAD	2	10000	\$25.20	\$0.00	\$25.20		-\$0.15	\$0.00
EUR_CHF	2	10000	\$1.60	\$0.00	\$1.60		\$0.70	\$0.00
EUR_GBP	2	10000	\$9.98	\$0.00	\$9.98		-\$1.92	\$0.00
NZD_USD	12	300000	\$262.65	\$1.00	\$263.65		-\$2.71	\$0.00
GBP_AUD	2	10000	\$15.09	\$0.00	\$15.09		-\$0.06	\$0.00
USD_CHF	88	2080000	\$1,246.27	\$292.18	\$1,538.44		\$145.41	\$0.00
AUD_USD	26	540000	\$295.35	\$33.00	\$328.35		-\$248.14	\$0.00
EUR_USD	20	392000	-\$270.73	\$471.80	\$201.07		-\$23.77	\$0.00
EUR_NZD	2	20000	\$63.70	\$0.00	\$63.70		-\$0.88	\$0.00
AUD_CHF	20	560000	\$54.42	\$114.58	\$169.00		\$49.15	\$0.00
AUD_NZD	2	60000	\$14.16	\$0.00	\$14.16		-\$3.85	\$0.00
EUR_CAD	2	60000	\$67.38	\$0.00	\$67.38		-\$2.16	\$0.00
GBP_CAD	2	20000	\$10.94	\$0.00	\$10.94		\$0.00	\$0.00
<b>Total:</b>	<b>233</b>		<b>\$1,858.69</b>	<b>\$1,443.45</b>	<b>\$3,302.14</b>		<b>-\$178.32</b>	<b>\$0.00</b>

## Transfers and Fees

Date	Type	Method	Debit	Credit	Fee
2023-Jul-09	Deposit	Credit Adjustment	\$0.00	\$500.00	\$0.00
2023-Jul-12	Withdrawal	Debit Adjustment	\$500.00	\$0.00	\$0.00
2023-Jul-14	Deposit	ACH	\$0.00	\$1,000.00	\$0.00
2023-Aug-09	Deposit	Credit Adjustment	\$0.00	\$500.00	\$0.00
2023-Aug-10	Withdrawal	Debit Adjustment	\$500.00	\$0.00	\$0.00
2023-Aug-16	Deposit	ACH	\$0.00	\$1,000.00	\$0.00
2023-Aug-28	Deposit	Credit Adjustment	\$0.00	\$1,150.00	\$0.00
2023-Aug-31	Withdrawal	Debit Adjustment	\$1,150.00	\$0.00	\$0.00
2023-Sep-04	Deposit	ACH	\$0.00	\$2,000.00	\$0.00
<b>Total:</b>			<b>\$2,150.00</b>	<b>\$6,150.00</b>	<b>\$0.00</b>

## Open Positions

<b>Instrument</b>	<b>Direction</b>	<b>Units</b>	<b>Trades</b>	<b>Average Open Price</b>	<b>Closeout Price</b>	<b>Unrealized P/L (USD)</b>
USD_CHF	Long	60000	2	0.87909	0.84128	-\$2,709.32

OANDA forex clients in the United States can receive reports on trade execution. On request, OANDA will generate a Trade Execution Report (<https://www.oanda.com/account/execution-report>) of all the transactions OANDA executed, in the same currency pair, in the 15 minute windows before and after the client's transaction. The report will contain up to 15 transactions from each time period.

For informational purposes only. Errors & omissions excluded. Not intended as investment advice or for trading purposes. No warranties of accuracy, completeness or timeliness apply. OANDA assumes no liability for any decisions made in reliance thereon.