

IRS e-file Signature Authorization

▶ ERO must obtain and retain completed Form 8879.
▶ Go to www.irs.gov/Form8879 for the latest information.

Submission Identification Number (SID) ▶

Taxpayer's name SURYANARAYANA IDURI	Social security number 686-99-1962
Spouse's name SURYA MOUNIKA TATAVARTY	Spouse's social security number 544-85-1271

Part I Tax Return Information – Tax Year Ending December 31, 2023 (Enter year you are authorizing.)

Enter whole dollars only on lines 1 through 5.

Note: Form 1040-SS filers use line 4 only. Leave lines 1, 2, 3, and 5 blank.

1 Adjusted gross income	1	137,347.
2 Total tax	2	14,729.
3 Federal income tax withheld from Form(s) W-2 and Form(s) 1099	3	27,937.
4 Amount you want refunded to you	4	13,208.
5 Amount you owe	5	

Part II Taxpayer Declaration and Signature Authorization (Be sure you get and keep a copy of your return)

Under penalties of perjury, I declare that I have examined a copy of the income tax return (original or amended) I am now authorizing, and to the best of my knowledge and belief, it is true, correct, and complete. I further declare that the amounts in Part I above are the amounts from the income tax return (original or amended) I am now authorizing. I consent to allow my intermediate service provider, transmitter, or electronic return originator (ERO) to send my return to the IRS and to receive from the IRS (a) an acknowledgement of receipt or reason for rejection of the transmission, (b) the reason for any delay in processing the return or refund, and (c) the date of any refund. If applicable, I authorize the U.S. Treasury and its designated Financial Agent to initiate an ACH electronic funds withdrawal (direct debit) entry to the financial institution account indicated in the tax preparation software for payment of my federal taxes owed on this return and/or a payment of estimated tax, and the financial institution to debit the entry to this account. This authorization is to remain in full force and effect until I notify the U.S. Treasury Financial Agent to terminate the authorization. To revoke (cancel) a payment, I must contact the U.S. Treasury Financial Agent at 1-888-353-4537. Payment cancellation requests must be received no later than 2 business days prior to the payment (settlement) date. I also authorize the financial institutions involved in the processing of the electronic payment of taxes to receive confidential information necessary to answer inquiries and resolve issues related to the payment. I further acknowledge that the personal identification number (PIN) below is my signature for the income tax return (original or amended) I am now authorizing and, if applicable, my Electronic Funds Withdrawal Consent.

Taxpayer's PIN: check one box only

I authorize GLOBAL TAXES LLC to enter or generate my PIN

9	1	9	6	2
---	---	---	---	---

 as my signature on the income tax return (original or amended) I am now authorizing.

I will enter my PIN as my signature on the income tax return (original or amended) I am now authorizing. Check this box **only** if you are entering your own PIN **and** your return is filed using the Practitioner PIN method. The ERO must complete Part III below.

Your signature ▶ *J. Taylor* Date ▶ 02-20-2024

Spouse's PIN: check one box only

I authorize GLOBAL TAXES LLC to enter or generate my PIN

5	1	2	7	1
---	---	---	---	---

 as my signature on the income tax return (original or amended) I am now authorizing.

I will enter my PIN as my signature on the income tax return (original or amended) I am now authorizing. Check this box **only** if you are entering your own PIN **and** your return is filed using the Practitioner PIN method. The ERO must complete Part III below.

Spouse's signature ▶ *SuryaMounika T* Date ▶ 02-20-2024

Practitioner PIN Method Returns Only—continue below

Part III Certification and Authentication – Practitioner PIN Method Only

ERO's EFIN/PIN. Enter your six-digit EFIN followed by your five-digit self-selected PIN.

2	2	2	4	9	6	0	8	2	7	1
---	---	---	---	---	---	---	---	---	---	---

 Don't enter all zeros

I certify that the above numeric entry is my PIN, which is my signature for the electronic individual income tax return (original or amended) I am now authorized to file for tax year indicated above for the taxpayer(s) indicated above. I confirm that I am submitting this return in accordance with the requirements of the Practitioner PIN method and **Pub. 1345**, Handbook for Authorized IRS e-file Providers of Individual Income Tax Returns.

ERO's signature ▶ _____ Date ▶ _____

**ERO Must Retain This Form – See Instructions
Don't Submit This Form to the IRS Unless Requested To Do So**

For the year Jan. 1–Dec. 31, 2023, or other tax year beginning , 2023, ending , 20 See separate instructions.

Your first name and middle initial SURYANARAYANA Last name IDURI Your social security number 686 99 1962

If joint return, spouse's first name and middle initial SURYA MOUNIKA Last name TATAVARTY Spouse's social security number 544 85 1271

Home address (number and street). If you have a P.O. box, see instructions. 124 WOODLINE CT Apt. no. Presidential Election Campaign

City, town, or post office. If you have a foreign address, also complete spaces below. SAINT PETERS State MO ZIP code 63376 Check here if you, or your spouse if filing jointly, want \$3 to go to this fund. Checking a box below will not change your tax or refund.

Foreign country name Foreign province/state/county Foreign postal code You Spouse

Filing Status Single Married filing jointly (even if only one had income) Married filing separately (MFS) Head of household (HOH) Qualifying surviving spouse (QSS)

Digital Assets At any time during 2023, did you: (a) receive (as a reward, award, or payment for property or services); or (b) sell, exchange, or otherwise dispose of a digital asset (or a financial interest in a digital asset)? (See instructions.) Yes No

Standard Deduction Someone can claim: You as a dependent Your spouse as a dependent Spouse itemizes on a separate return or you were a dual-status alien

Age/Blindness You: Were born before January 2, 1959 Are blind Spouse: Was born before January 2, 1959 Is blind

Table with 5 columns: (1) First name, Last name, (2) Social security number, (3) Relationship to you, (4) Check the box if qualifies for (see instructions): Child tax credit, Credit for other dependents

Income section table with columns 1a-1z and 1a-1z. Includes rows for Total amount from Form(s) W-2, Household employee wages, Tip income, Medicaid waiver payments, Taxable dependent care benefits, Employer-provided adoption benefits, Wages from Form 8919, Other earned income, Nontaxable combat pay election, Add lines 1a through 1h.

Table with columns 2a-2b, 3a-3b, 4a-4b, 5a-5b, 6a-6b. Includes rows for Tax-exempt interest, Qualified dividends, IRA distributions, Pensions and annuities, Social security benefits, Taxable interest, Ordinary dividends, Taxable amount.

Table with columns 7-15. Includes rows for Capital gain or (loss), Additional income from Schedule 1, Add lines 1z, 2b, 3b, 4b, 5b, 6b, 7, and 8. This is your total income, Adjustments to income from Schedule 1, Subtract line 10 from line 9. This is your adjusted gross income, Standard deduction or itemized deductions (from Schedule A), Qualified business income deduction from Form 8995 or Form 8995-A, Add lines 12 and 13, Subtract line 14 from line 11. If zero or less, enter -0-. This is your taxable income.

For Disclosure, Privacy Act, and Paperwork Reduction Act Notice, see separate instructions.

Tax and Credits	16	Tax (see instructions). Check if any from Form(s): 1 <input type="checkbox"/> 8814 2 <input type="checkbox"/> 4972 3 <input type="checkbox"/> _____	16	14,729.
	17	Amount from Schedule 2, line 3	17	
	18	Add lines 16 and 17	18	14,729.
	19	Child tax credit or credit for other dependents from Schedule 8812	19	
	20	Amount from Schedule 3, line 8	20	
	21	Add lines 19 and 20	21	
	22	Subtract line 21 from line 18. If zero or less, enter -0-	22	14,729.
	23	Other taxes, including self-employment tax, from Schedule 2, line 21	23	0.
24	Add lines 22 and 23. This is your total tax	24	14,729.	

Payments	25	Federal income tax withheld from:		
	a	Form(s) W-2	25a	27,937.
	b	Form(s) 1099	25b	
	c	Other forms (see instructions)	25c	
	d	Add lines 25a through 25c	25d	27,937.
	26	2023 estimated tax payments and amount applied from 2022 return	26	
	27	Earned income credit (EIC) <input type="checkbox"/> NO	27	
	28	Additional child tax credit from Schedule 8812	28	
	29	American opportunity credit from Form 8863, line 8	29	
	30	Reserved for future use	30	
31	Amount from Schedule 3, line 15	31		
32	Add lines 27, 28, 29, and 31. These are your total other payments and refundable credits	32		
33	Add lines 25d, 26, and 32. These are your total payments	33	27,937.	


Refund	34	If line 33 is more than line 24, subtract line 24 from line 33. This is the amount you overpaid	34	13,208.
	35a	Amount of line 34 you want refunded to you . If Form 8888 is attached, check here <input type="checkbox"/>	35a	13,208.
	b	Routing number 081904808 c Type: <input checked="" type="checkbox"/> Checking <input type="checkbox"/> Savings		
	d	Account number 291015715513		
36	Amount of line 34 you want applied to your 2024 estimated tax	36		

Amount You Owe	37	Subtract line 33 from line 24. This is the amount you owe . For details on how to pay, go to www.irs.gov/Payments or see instructions	37	
	38	Estimated tax penalty (see instructions)	38	

Third Party Designee Do you want to allow another person to discuss this return with the IRS? See instructions **Yes**. Complete below. **No**

Designee's name _____ Phone no. _____ Personal identification number (PIN) _____

Sign Here Under penalties of perjury, I declare that I have examined this return and accompanying schedules and statements, and to the best of my knowledge and belief, they are true, correct, and complete. Declaration of preparer (other than taxpayer) is based on all information of which preparer has any knowledge.

Your signature 	Date 02-20-2024	Your occupation SOFTWARE ENGINEER	If the IRS sent you an Identity Protection PIN, enter it here (see inst.)
Spouse's signature. If a joint return, both must sign.	Date	Spouse's occupation HOME MAKER	If the IRS sent your spouse an Identity Protection PIN, enter it here (see inst.)
Phone no. (937) 430-3768	Email address SURYAIDURI@GMAIL.COM		

Paid Preparer Use Only

Preparer's name SYAM PRIYA RAM SAGAR GUPTA TALLAM	Preparer's signature SYAM PRIYA RAM SAGAR GUPTA TALLAM	Date 02/20/2024	PTIN P02082703	Check if: <input type="checkbox"/> Self-employed
Firm's name GLOBAL TAXES LLC	Firm's address 245 ROONEY CT E BRUNSWICK NJ 08816			Phone no. (678) 965-9522
Firm's EIN				84-3171965

**SCHEDULE 1
(Form 1040)**

Department of the Treasury
Internal Revenue Service

Additional Income and Adjustments to Income

Attach to Form 1040, 1040-SR, or 1040-NR.

Go to www.irs.gov/Form1040 for instructions and the latest information.

OMB No. 1545-0074

2023

Attachment
Sequence No. **01**

Name(s) shown on Form 1040, 1040-SR, or 1040-NR

SURYANARAYANA IDURI & SURYA MOUNIKA TATAVARTY

Your social security number

686-99-1962

Part I Additional Income

1	Taxable refunds, credits, or offsets of state and local income taxes		1	
2a	Alimony received		2a	
b	Date of original divorce or separation agreement (see instructions): _____			
3	Business income or (loss). Attach Schedule C		3	
4	Other gains or (losses). Attach Form 4797		4	
5	Rental real estate, royalties, partnerships, S corporations, trusts, etc. Attach Schedule E		5	-14,816.
6	Farm income or (loss). Attach Schedule F		6	
7	Unemployment compensation		7	
8	Other income:			
a	Net operating loss	8a ()		
b	Gambling	8b		
c	Cancellation of debt	8c		
d	Foreign earned income exclusion from Form 2555	8d ()		
e	Income from Form 8853	8e		
f	Income from Form 8889	8f		
g	Alaska Permanent Fund dividends	8g		
h	Jury duty pay	8h		
i	Prizes and awards	8i		
j	Activity not engaged in for profit income	8j		
k	Stock options	8k		
l	Income from the rental of personal property if you engaged in the rental for profit but were not in the business of renting such property	8l		
m	Olympic and Paralympic medals and USOC prize money (see instructions)	8m		
n	Section 951(a) inclusion (see instructions)	8n		
o	Section 951A(a) inclusion (see instructions)	8o		
p	Section 461(l) excess business loss adjustment	8p		
q	Taxable distributions from an ABLÉ account (see instructions)	8q		
r	Scholarship and fellowship grants not reported on Form W-2	8r		
s	Nontaxable amount of Medicaid waiver payments included on Form 1040, line 1a or 1d	8s ()		
t	Pension or annuity from a nonqualified deferred compensation plan or a nongovernmental section 457 plan	8t		
u	Wages earned while incarcerated	8u		
z	Other income. List type and amount: _____	8z		
9	Total other income. Add lines 8a through 8z		9	
10	Combine lines 1 through 7 and 9. This is your additional income . Enter here and on Form 1040, 1040-SR, or 1040-NR, line 8		10	-14,816.

For Paperwork Reduction Act Notice, see your tax return instructions.

Schedule 1 (Form 1040) 2023

Part II Adjustments to Income

11	Educator expenses		11	
12	Certain business expenses of reservists, performing artists, and fee-basis government officials. Attach Form 2106		12	
13	Health savings account deduction. Attach Form 8889		13	
14	Moving expenses for members of the Armed Forces. Attach Form 3903		14	
15	Deductible part of self-employment tax. Attach Schedule SE		15	
16	Self-employed SEP, SIMPLE, and qualified plans		16	
17	Self-employed health insurance deduction		17	
18	Penalty on early withdrawal of savings		18	
19a	Alimony paid		19a	
b	Recipient's SSN			
c	Date of original divorce or separation agreement (see instructions): _____			
20	IRA deduction		20	
21	Student loan interest deduction		21	
22	Reserved for future use		22	
23	Archer MSA deduction		23	
24	Other adjustments:			
a	Jury duty pay (see instructions)	24a		
b	Deductible expenses related to income reported on line 8l from the rental of personal property engaged in for profit	24b		
c	Nontaxable amount of the value of Olympic and Paralympic medals and USOC prize money reported on line 8m	24c		
d	Reforestation amortization and expenses	24d		
e	Repayment of supplemental unemployment benefits under the Trade Act of 1974	24e		
f	Contributions to section 501(c)(18)(D) pension plans	24f		
g	Contributions by certain chaplains to section 403(b) plans	24g		
h	Attorney fees and court costs for actions involving certain unlawful discrimination claims (see instructions)	24h		
i	Attorney fees and court costs you paid in connection with an award from the IRS for information you provided that helped the IRS detect tax law violations	24i		
j	Housing deduction from Form 2555	24j		
k	Excess deductions of section 67(e) expenses from Schedule K-1 (Form 1041)	24k		
z	Other adjustments. List type and amount: _____	24z		
25	Total other adjustments. Add lines 24a through 24z		25	
26	Add lines 11 through 23 and 25. These are your adjustments to income . Enter here and on Form 1040, 1040-SR, or 1040-NR, line 10		26	

**SCHEDULE B
(Form 1040)**

Department of the Treasury
Internal Revenue Service

Interest and Ordinary Dividends

Attach to Form 1040 or 1040-SR.

Go to www.irs.gov/ScheduleB for instructions and the latest information.

OMB No. 1545-0074

2023

Attachment
Sequence No. **08**

Name(s) shown on return

SURYANARAYANA IDURI & SURYA MOUNIKA TATAVARTY

Your social security number

686-99-1962

**Part I
Interest**

(See instructions and the Instructions for Form 1040, line 2b.)

Note: If you received a Form 1099-INT, Form 1099-OID, or substitute statement from a brokerage firm, list the firm's name as the payer and enter the total interest shown on that form.

1 List name of payer. If any interest is from a seller-financed mortgage and the buyer used the property as a personal residence, see the instructions and list this interest first. Also, show that buyer's social security number and address:

GOLDMAN SACHS BANK USA

GOLDMAN SACHS BANK USA

GOLDMAN SACHS BANK USA

GOLDMAN SACHS BANK USA

SYNCHRONY BANK

Robinhood Securities LLC

Amount

19.

595.

201.

384.

3,980.

1.

2 Add the amounts on line 1

2 5,180.

3 Excludable interest on series EE and I U.S. savings bonds issued after 1989. Attach Form 8815

3

4 Subtract line 3 from line 2. Enter the result here and on Form 1040 or 1040-SR, line 2b

4 5,180.

Note: If line 4 is over \$1,500, you must complete Part III.

**Part II
Ordinary Dividends**

(See instructions and the Instructions for Form 1040, line 3b.)

Note: If you received a Form 1099-DIV or substitute statement from a brokerage firm, list the firm's name as the payer and enter the ordinary dividends shown on that form.

5 List name of payer: VANGUARD MARKETING CORPORATION

Robinhood Securities LLC

78.

37.

6 Add the amounts on line 5. Enter the total here and on Form 1040 or 1040-SR, line 3b

6 115.

Note: If line 6 is over \$1,500, you must complete Part III.

**Part III
Foreign Accounts and Trusts**

You must complete this part if you (a) had over \$1,500 of taxable interest or ordinary dividends; (b) had a foreign account; or (c) received a distribution from, or were a grantor of, or a transferor to, a foreign trust.

Caution: If required, failure to file FinCEN Form 114 may result in substantial penalties. Additionally, you may be required to file Form 8938, Statement of Specified Foreign Financial Assets. See instructions.

7a At any time during 2023, did you have a financial interest in or signature authority over a financial account (such as a bank account, securities account, or brokerage account) located in a foreign country? See instructions

Yes	No
	X

If "Yes," are you required to file FinCEN Form 114, Report of Foreign Bank and Financial Accounts (FBAR), to report that financial interest or signature authority? See FinCEN Form 114 and its instructions for filing requirements and exceptions to those requirements

b If you are required to file FinCEN Form 114, list the name(s) of the foreign country(-ies) where the financial account(s) is (are) located: _____

8 During 2023, did you receive a distribution from, or were you the grantor of, or transferor to, a foreign trust? If "Yes," you may have to file Form 3520. See instructions

	X

SCHEDULE E (Form 1040)

Supplemental Income and Loss

(From rental real estate, royalties, partnerships, S corporations, estates, trusts, REMICs, etc.)

OMB No. 1545-0074

2023

Attachment Sequence No. 13

Department of the Treasury Internal Revenue Service

Attach to Form 1040, 1040-SR, 1040-NR, or 1041.

Go to www.irs.gov/ScheduleE for instructions and the latest information.

Name(s) shown on return

SURYANARAYANA IDURI & SURYA MOUNIKA TATAVARTY

Your social security number

686-99-1962

Part I Income or Loss From Rental Real Estate and Royalties

Note: If you are in the business of renting personal property, use Schedule C. See instructions. If you are an individual, report form rental income or loss from Form 4835 on page 2, line 40.

- A Did you make any payments in 2023 that would require you to file Form(s) 1099? See instructions [] Yes [X] No
B If "Yes," did you or will you file required Form(s) 1099? [] Yes [] No

1a Physical address of each property (street, city, state, ZIP code)

A SRI BHRAMARAMBICA RVR.VIEW KOVVUR ANDHRA PRADESH IN 534350

B
C

Table with 5 columns: 1b Type of Property, 2 For each rental real estate property listed above, report the number of fair rental and personal use days, Fair Rental Days, Personal Use Days, QJV. Rows A, B, C.

Type of Property:

- 1 Single Family Residence 3 Vacation/Short-Term Rental 5 Land 7 Self-Rental
2 Multi-Family Residence 4 Commercial 6 Royalties 8 Other (describe)

Main table for income and expenses with columns for Properties A, B, C. Rows include Income (3 Rents received, 4 Royalties received), Expenses (5 Advertising, 6 Auto and travel, 7 Cleaning and maintenance, 8 Commissions, 9 Insurance, 10 Legal and other professional fees, 11 Management fees, 12 Mortgage interest, 13 Other interest, 14 Repairs, 15 Supplies, 16 Taxes, 17 Utilities, 18 Depreciation, 19 Other), and Summary (21 Subtract line 20 from line 3, 22 Deductible rental real estate loss, 23a-e Totals, 24 Income, 25 Losses, 26 Total rental real estate and royalty income or (loss)).

For Paperwork Reduction Act Notice, see the separate instructions.

NPA

-14,816.

Schedule E (Form 1040) 2023

Health Savings Accounts (HSAs)

Department of the Treasury
Internal Revenue Service

Attach to Form 1040, 1040-SR, or 1040-NR.
Go to www.irs.gov/Form8889 for instructions and the latest information.

2023
Attachment
Sequence No. **52**

Name(s) shown on Form 1040, 1040-SR, or 1040-NR

Social security number of HSA beneficiary.
If both spouses have HSAs, see instructions.
686-99-1962

SURYANARAYANA IDURI

Before you begin: Complete Form 8853, Archer MSAs and Long-Term Care Insurance Contracts, if required.

Part I HSA Contributions and Deduction. See the instructions before completing this part. If you are filing jointly and both you and your spouse each have separate HSAs, complete a separate Part I for each spouse.

1	Check the box to indicate your coverage under a high-deductible health plan (HDHP) during 2023. See instructions		<input type="checkbox"/> Self-only <input checked="" type="checkbox"/> Family
2	HSA contributions you made for 2023 (or those made on your behalf), including those made by the unextended due date of your tax return that were for 2023. Do not include employer contributions, contributions through a cafeteria plan, or rollovers. See instructions	2	0.
3	If you were under age 55 at the end of 2023 and, on the first day of every month during 2023, you were, or were considered, an eligible individual with the same coverage, enter \$3,850 (\$7,750 for family coverage). All others , see the instructions for the amount to enter	3	7,750.
4	Enter the amount you and your employer contributed to your Archer MSAs for 2023 from Form 8853, lines 1 and 2. If you or your spouse had family coverage under an HDHP at any time during 2023, also include any amount contributed to your spouse's Archer MSAs	4	0.
5	Subtract line 4 from line 3. If zero or less, enter -0-	5	7,750.
6	Enter the amount from line 5. But if you and your spouse each have separate HSAs and had family coverage under an HDHP at any time during 2023, see the instructions for the amount to enter	6	7,750.
7	If you were age 55 or older at the end of 2023, married, and you or your spouse had family coverage under an HDHP at any time during 2023, enter your additional contribution amount. See instructions	7	
8	Add lines 6 and 7	8	7,750.
9	Employer contributions made to your HSAs for 2023	9	3,146.
10	Qualified HSA funding distributions	10	
11	Add lines 9 and 10	11	3,146.
12	Subtract line 11 from line 8. If zero or less, enter -0-	12	4,604.
13	HSA deduction. Enter the smaller of line 2 or line 12 here and on Schedule 1 (Form 1040), Part II, line 13 Caution: If line 2 is more than line 13, you may have to pay an additional tax. See instructions.	13	0.

Part II HSA Distributions. If you are filing jointly and both you and your spouse each have separate HSAs, complete a separate Part II for each spouse.

14a	Total distributions you received in 2023 from all HSAs (see instructions)	14a	
b	Distributions included on line 14a that you rolled over to another HSA. Also include any excess contributions (and the earnings on those excess contributions) included on line 14a that were withdrawn by the due date of your return. See instructions	14b	
c	Subtract line 14b from line 14a	14c	
15	Qualified medical expenses paid using HSA distributions (see instructions)	15	
16	Taxable HSA distributions. Subtract line 15 from line 14c. If zero or less, enter -0-. Also, include this amount in the total on Schedule 1 (Form 1040), Part I, line 8f	16	
17a	If any of the distributions included on line 16 meet any of the Exceptions to the Additional 20% Tax (see instructions), check here <input type="checkbox"/>		
b	Additional 20% tax (see instructions). Enter 20% (0.20) of the distributions included on line 16 that are subject to the additional 20% tax. Also, include this amount in the total on Schedule 2 (Form 1040), Part II, line 17c	17b	

Part III Income and Additional Tax for Failure To Maintain HDHP Coverage. See the instructions before completing this part. If you are filing jointly and both you and your spouse each have separate HSAs, complete a separate Part III for each spouse.

18	Last-month rule	18	
19	Qualified HSA funding distribution	19	
20	Total income. Add lines 18 and 19. Include this amount on Schedule 1 (Form 1040), Part I, line 8f	20	
21	Additional tax. Multiply line 20 by 10% (0.10). Include this amount in the total on Schedule 2 (Form 1040), Part II, line 17d	21	

Qualified Business Income Deduction Simplified Computation

Department of the Treasury
Internal Revenue Service

Attach to your tax return.

Attachment
Sequence No. **55**

Go to www.irs.gov/Form8995 for instructions and the latest information.

Name(s) shown on return

SURYANARAYANA IDURI & SURYA MOUNIKA TATAVARTY

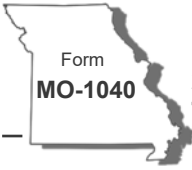
Your taxpayer identification number

686-99-1962

Note. You can claim the qualified business income deduction **only** if you have qualified business income from a qualified trade or business, real estate investment trust dividends, publicly traded partnership income, or a domestic production activities deduction passed through from an agricultural or horticultural cooperative. See instructions.


Use this form if your taxable income, before your qualified business income deduction, is at or below \$182,100 (\$364,200 if married filing jointly), and you aren't a patron of an agricultural or horticultural cooperative.

1	(a) Trade, business, or aggregation name	(b) Taxpayer identification number	(c) Qualified business income or (loss)
i			
ii			
iii			
iv			
v			
2	Total qualified business income or (loss). Combine lines 1i through 1v, column (c)	2	
3	Qualified business net (loss) carryforward from the prior year	3	()
4	Total qualified business income. Combine lines 2 and 3. If zero or less, enter -0-	4	
5	Qualified business income component. Multiply line 4 by 20% (0.20)		5
6	Qualified REIT dividends and publicly traded partnership (PTP) income or (loss) (see instructions)	6	4.
7	Qualified REIT dividends and qualified PTP (loss) carryforward from the prior year	7	()
8	Total qualified REIT dividends and PTP income. Combine lines 6 and 7. If zero or less, enter -0-	8	4.
9	REIT and PTP component. Multiply line 8 by 20% (0.20)		9
10	Qualified business income deduction before the income limitation. Add lines 5 and 9		10
11	Taxable income before qualified business income deduction (see instructions)	11	109,647.
12	Enter your net capital gain, if any, increased by any qualified dividends (see instructions)	12	109.
13	Subtract line 12 from line 11. If zero or less, enter -0-	13	109,538.
14	Income limitation. Multiply line 13 by 20% (0.20)		14
15	Qualified business income deduction. Enter the smaller of line 10 or line 14. Also enter this amount on the applicable line of your return (see instructions)		15
16	Total qualified business (loss) carryforward. Combine lines 2 and 3. If greater than zero, enter -0-		16
17	Total qualified REIT dividends and PTP (loss) carryforward. Combine lines 6 and 7. If greater than zero, enter -0-		17



MISSOURI DEPARTMENT OF
REVENUE
2023 Individual Income
Tax Return - Long Form

For Calendar Year January 1 - December 31, 2023



Print in BLACK ink only and DO NOT STAPLE.

- Amended Return** **Composite Return** (For use by S corporations or Partnerships)
- Federal Extension - Select this box if you have an approved federal extension. Attach a copy Federal Extension (Form 4868).
- Department of Social Services Application of Eligibility form attached. Federal return attached.

If filing a fiscal year return enter the beginning and ending dates here.

Fiscal Year Beginning (MM/DD/YY)		Fiscal Year Ending (MM/DD/YY)		Vendor Code	Department Use Only		
				1555			

Filing Status

Single Claimed as a Dependent Married Filing Combined Married Filing Separately Head of Household Qualifying Widow(er)

Age 62 through 64 Age 65 or Older Blind 100% Disabled Non-Obligated Spouse

Yourself Spouse Yourself Spouse Yourself Spouse Yourself Spouse Yourself Spouse

Name

Social Security Number Deceased in 2023 Spouse's Social Security Number Deceased in 2023

686 - 99 - 1962 544 - 85 - 1271

First Name M.I. Last Name Suffix

SURYANARAYANA IDURI

Spouse's First Name M.I. Spouse's Last Name Suffix

SURYA MOUNIKA TATAVARTY

In Care Of Name (Attorney, Executor, Personal Representative, etc.)

Address

Present Address (Include Apartment Number or Rural Route)

124 WOODLINE CT

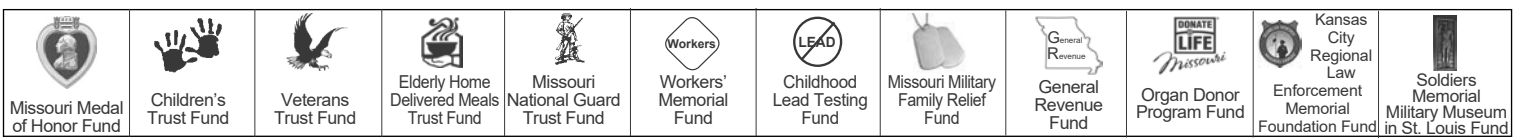
City, Town, or Post Office State ZIP Code

SAINT PETERS MO 63376 -

County of Residence

STCH

You may contribute to any one or all of the trust funds on Line 51. See pages 11-12 of the instructions for more trust fund information.



Income

	Yourself (Y)		Spouse (S)		
1. Federal adjusted gross income from federal return (see worksheet on page 7 of the instructions)	1Y	137347	00	1S	00
2. Total additions (from Form MO-A , Part 1, Line 7)	2Y		00	2S	00
3. Total income - Add Lines 1 and 2.	3Y	137347	00	3S	00
4. Total subtractions (from Form MO-A, Part 1, Line 18)	4Y		00	4S	00
5. Missouri adjusted gross income - Subtract Line 4 from Line 3.	5Y	137347	00	5S	00
6. Total Missouri adjusted gross income - Add columns 5Y and 5S	6	137347	00		
7. Income percentages - Divide columns 5Y and 5S by total on Line 6. (Must equal 100%)	7Y	100	%	7S	%

Exemptions and Deductions

8. Pension, Social Security and Social Security Disability exemption (from Form MO-A, Part 3, Section D)	8		00
9. Tax from federal return	9	14729	00
10. Other tax from federal return.	10		00
11. Total tax from federal return. Do not enter federal income tax withheld.	11	14729	00
12. Federal tax percentage – Enter the percentage based on your Missouri Adjusted Gross Income, Line 6. Use the chart below to find your percentage	12	0.00	%

Missouri Adjusted Gross Income Range, Line 6: Federal Tax Percentage:

\$25,000 or less	35%
\$25,001 to \$50,000	25%
\$50,001 to \$100,000	15%
\$100,001 to \$125,000	5%
\$125,001 or more	0%




13. Federal income tax deduction – Multiply Line 11 by the percentage on Line 12. Enter this amount not to exceed \$5,000 for an individual or \$10,000 for combined filers.	13	0	00
14. Missouri standard deduction or itemized deductions. (If itemizing, See Form MO-A, Part 2) • Single or Married Filing Separate-\$13,850 • Head of Household-\$20,800 • Married Filing Combined or Qualifying Widow(er)-\$27,700	14	27700	00
15. Additional Exemption for Head of Household and Qualifying Widow(er)	15		00
16. Long-term care insurance deduction	16		00
17. Health care sharing ministry deduction.	17		00
18. Active Duty Military income deduction	18		00
19. Inactive Duty Military income deduction	19		00
20. Bring jobs home deduction	20		00
21. Farmland sold, rented, leased, or crop-shared to a beginning farmer deduction. Enter the sum of Lines 21A, 21B, and 21C on Line 21	21		00
21A. Sold \$ <input style="width: 50px;" type="text"/> .00	21B. Rented/ Leased \$ <input style="width: 50px;" type="text"/> .00	21C. Crop- Share \$ <input style="width: 50px;" type="text"/> .00	

Deductions Continued

22. First time home buyers deduction. A. <input style="width: 80px; height: 20px;" type="text"/> B. <input style="width: 80px; height: 20px;" type="text"/>	22	<input style="width: 100%; height: 20px;" type="text"/>	.00
23. Long term dignity savings account deduction	23	<input style="width: 100%; height: 20px;" type="text"/>	.00
24. Foster parent tax deduction	24	<input style="width: 100%; height: 20px;" type="text"/>	.00
25. Total deductions - Add Lines 8 and 13 through 24	25	27700	.00
26. Subtotal - Subtract Line 25 from Line 6	26	109647	.00
27. Multiply Line 26 by appropriate percentages (%) on Lines 7Y and 7S	27Y	109647	.00
	27S	0	.00
28. Enterprise zone or rural empowerment zone income modification	28Y	<input style="width: 100%; height: 20px;" type="text"/>	.00
	28S	<input style="width: 100%; height: 20px;" type="text"/>	.00

Tax

29. Taxable income - Subtract Line 28 from Line 27	29Y	109647	.00	29S	0	.00
30. Tax (see tax chart on page 26 of the instructions)	30Y	5243	.00	30S	0	.00
31. Resident credit - Attach Form MO-CR and other states' income tax return(s)	31Y	<input style="width: 100%; height: 20px;" type="text"/>	.00	31S	<input style="width: 100%; height: 20px;" type="text"/>	.00
32. Missouri income percentage - Enter 100% if not completing Form MO-NRI . Attach Form MO-NRI and federal return if applicable.	32Y	100	%	32S	100	%
33. Balance - Subtract Line 31 from Line 30; OR multiply Line 30 by percentage on Line 32	33Y	5243	<input style="width: 20px; height: 20px;" type="text"/>	33S	0	.00
34. Other taxes - Select box and attach federal form indicated.	 23322031555					
<input type="checkbox"/> Lump sum distribution (Form 4972)	34Y	<input style="width: 100%; height: 20px;" type="text"/>	.00	34S	<input style="width: 100%; height: 20px;" type="text"/>	.00
<input type="checkbox"/> Recapture of low income housing credit (Form 8611)	35Y	5243	.00	35S	0	.00
35. Subtotal - Add Lines 33 and 34	35Y	5243	.00	35S	0	.00
36. Total Tax - Add Lines 35Y and 35S	36	5243	.00			

Payments and Credits

37. MISSOURI tax withheld - Attach Forms W-2 and 1099	37	5740	.00
38. 2023 Missouri estimated tax payments - Include overpayment from 2022 applied to 2023	38	<input style="width: 100%; height: 20px;" type="text"/>	.00
39. Missouri tax payments for nonresident partners or S corporation shareholders - Attach Forms MO-2NR and MO-NRP	39	<input style="width: 100%; height: 20px;" type="text"/>	.00
40. Missouri tax payments for nonresident entertainers - Attach Form MO-2ENT	40	<input style="width: 100%; height: 20px;" type="text"/>	.00
41. Amount paid with Missouri extension of time to file (Form MO-60)	41	<input style="width: 100%; height: 20px;" type="text"/>	.00
42. Miscellaneous tax credits (from Form MO-TC , Line 13) - Attach Form MO-TC	42	<input style="width: 100%; height: 20px;" type="text"/>	.00
43. Property tax credit - Attach Form MO-PTS	43	<input style="width: 100%; height: 20px;" type="text"/>	.00
44. Missouri Working Family Tax Credit (Attach Form MO-WFTC and federal return)	44	<input style="width: 100%; height: 20px;" type="text"/>	.00
45. Total payments and credits - Add Lines 37 through 44	45	5740	.00

Skip Lines 46 through 48 if you are not filing an amended return.

46. Amount paid on original return. 46 . 00

47. Overpayment as shown (or adjusted) on original return 47 . 00

Indicate Reason for Amending

A. Federal audit. Enter date of IRS report (MM/DD/YY)
 B. Net Operating Loss carryback Enter year of loss (YY)
 C. Investment tax credit carryback Enter year of credit (YY)
 D. Correction other than A, B, or C. Enter date of federal amended return, if filed. (MM/DD/YY)

48. Amended return total payments and credits - Add Lines 45 and 46; subtract Line 47.
 Enter on Line 48. 48 . 00

49. If Line 45, or if amended return, Line 48, is larger than Line 36, enter the difference.
 Amount of OVERPAYMENT 49 . 00

50. Amount of Line 49 to be applied to your 2024 estimated tax 50 . 00

51. Enter the amount of your donation in the trust fund boxes below. See instructions for additional trust fund codes.

51a. Children's Trust Fund . 00 51b. Veterans Trust Fund . 00 51c. Elderly Home Delivered Meals Trust Fund . 00 51d. Missouri National Guard Trust Fund . 00

51e. Workers' Memorial Fund . 00 51f. Childhood Lead Testing Fund . 00 51g. Missouri Military Family Relief Fund . 00 51h. General Revenue Fund . 00

51i. Organ Donor Program Fund . 00 51j. Kansas City Regional Law Enforcement Memorial Foundation Fund . 00 51k. Soldiers Memorial Military Museum in St. Louis Fund . 00 51l. Missouri Medal of Honor Fund . 00

51m. Additional Fund Code Additional Fund Amount . 00 51n. Additional Fund Code Additional Fund Amount . 00

Total Donation - Add amounts from Boxes 51a through 51n and enter here 51 . 00

52. Amount of Line 49 to be deposited into a Missouri 529 Education Plan (MOST) account. Enter the total deposit amount from **Form 5632**. 52 . 00

53. **REFUND** - Subtract Lines 50, 51, and 52 from Line 49 and enter here 53 . 00

Amended Return

Refund



Amount Due

54. If Line 36 is larger than Line 45 or Line 48, enter the difference.
 Amount of UNDERPAYMENT 54 . 00

55. Underpayment of estimated tax penalty - Attach **Form MO-2210**. Enter penalty amount here . . . 55 . 00

Select this box if you are a farmer exempt from the underpayment of estimated tax penalty.

56. **AMOUNT DUE** - Add Lines 54 and 55.
 If you pay by check, you authorize the Department of Revenue to process the check electronically. Any returned check may be presented again electronically 56 . 00

Under penalties of perjury, I declare that I have examined this return, including accompanying schedules and statements, and to the best of my knowledge and belief it is true, correct, and complete. By signing or entering my name in the "Signature" field(s) below, I am providing the Department of Revenue with my signature as required under **Section 143.561, RSMo**. Declaration of preparer (other than taxpayer) is based on all information of which he or she has knowledge. As provided in **Chapter 143, RSMo.**, a penalty of up to \$500 shall be imposed on any individual who files a frivolous return. I also declare under penalties of perjury that I employ no illegal or unauthorized aliens as defined under federal law and that I am not eligible for any tax exemption, credit, or abatement if I employ such aliens. I am aware of any applicable reporting requirements of **Section 135.805, RSMo**, and the penalty provisions of **Section 135.810, RSMo**.

Signature

Signature Date (MM/DD/YY) 02 20 2024

Spouse's Signature (If filing combined, BOTH must sign) Date (MM/DD/YY)

E-mail Address Daytime Telephone

Preparer's Signature Date (MM/DD/YY) 02 20 24

Preparer's FEIN, SSN, or PTIN Preparer's Telephone

Preparer's Address State ZIP Code

I authorize the Director of Revenue or delegate to discuss my return and attachments with the preparer or any member of the preparer's firm Yes No

Did you pay a tax return preparer to complete your return, but the preparer failed to sign the return or provide an Internal Revenue Service preparer tax identification number? If you marked yes, please insert the preparer's name, address, and phone number in the applicable sections of the signature block above. Yes No



23322051555

Department Use Only

A FA E10 DE F

Mail to: Balance Due:
 Missouri Department of Revenue
 P.O. Box 3370
 Jefferson City, MO 65105-3370
Phone: (573) 751-7200

Refund or No Amount Due:
 Missouri Department of Revenue
 P.O. Box 3222
 Jefferson City, MO 65105-3222
Phone: (573) 751-3505

Fax: (573) 522-1762
Email: incometaxprocessing@dor.mo.gov
Submission of Individual Income Tax Returns
Email: income@dor.mo.gov
Inquiry and correspondence

Form MO-1040 (Revised 12-2023)

Ever served on active duty in the United States Armed Forces?
 If yes, visit dor.mo.gov/military/ to see the services and benefits we offer to all eligible military individuals. A list of all state agency resources and benefits can be found at veteranbenefits.mo.gov/state-benefits/.



IN
 REV 02/08/24 PRO
 MO-1040 Page 5