

Gain / Loss report

Vamshi Krishna Shaga | 2f1c0cd8-e995-5dda-821b-5fba43a5dd9c | vamshishaga@gmail.com

About report

This report includes all taxable activity on Coinbase with realized gains or losses. For US customers, Sells and Converts are taxable events that realize gains. This report does not include taxable events like Staking or Coinbase Earn that result in income. Note that this report is provided for informational purposes only, and you are responsible for confirming the accuracy and completeness of the information set forth in the report. For final tax obligations, please consult your tax advisor.

Summary

Cost Basis Method: **HIFO**

Data source	Long-term	Short-term	Total Gain/Loss
Coinbase	-\$702.68	-\$3.82	-\$706.51
Total	-\$702.68	-\$3.82	-\$706.51

Report legend

Short-term

The tax you pay on capital gains or losses depends on how long you hold the asset. If you hold an asset for 1 year or less, you pay the short term capital gains tax rate.

Long-term

The tax you pay on capital gains or losses depends on how long you hold the asset. If you hold an asset for 1 year and 1 day, or longer, you pay the long term capital gains tax rate.

Proceeds


The amount of money you received when you sold your cryptocurrency. If you received USD in exchange for your cryptocurrency then the cash you received is your proceeds. If you exchanged one cryptocurrency for another it will be the dollar value of the crypto you received.

Cost-basis method

You can change your cost-basis method by accessing the Settings page. For futures, the cost-basis method is fixed to FIFO (First in, first out). The method currently displayed is based on your account's default setting.


Data source: Coinbase

These are taxable transactions incurring realized gains or losses where Coinbase all relevant data points.

Date Sold	Event	Amount	Proceeds	Cost Basis	Long Term	Short Term	Total Gain/Loss
08/24/2023	 Sold SHIB	6351091.31920539	\$48.44	\$179.62	-\$131.18	None	-\$131.18

Date Acquired (Tax Lots)

10/07/2021	1860247.05134762 SHIB	\$14.19	\$50.00	-\$35.81	None
11/17/2021	997309.9014323 SHIB	\$7.61	\$50.00	-\$42.39	None
10/27/2021	217700.21338825 SHIB	\$1.66	\$14.60	-\$12.94	None
10/05/2021	2593438.88591786 SHIB	\$19.78	\$50.00	-\$30.22	None
10/07/2021	682395.26711936 SHIB	\$5.20	\$15.02	-\$9.81	None

Date Sold	Event	Amount	Proceeds	Cost Basis	Long Term	Short Term	Total Gain/Loss
11/28/2023	 Converted SOL	4.11995219	\$223.38	\$793.19	-\$571.51	\$1.70	-\$569.80

Date Acquired (Tax Lots)


09/26/2023	0.001183379 SOL	\$0.06	\$0.02	None	\$0.04
02/14/2023	0.000290841 SOL	\$0.02	\$0.01	None	\$0.01
04/12/2023	0.000470782 SOL	\$0.03	\$0.01	None	\$0.01
08/09/2022	0.001294599 SOL	\$0.07	\$0.05	\$0.02	None
11/08/2022	0.001335388 SOL	\$0.07	\$0.03	\$0.04	None
11/01/2022	0.001239894 SOL	\$0.07	\$0.04	\$0.03	None
09/13/2023	0.001200054 SOL	\$0.07	\$0.02	None	\$0.04

08/31/2023	0.001203235 SOL	\$0.07	\$0.02	None	\$0.04
08/06/2022	0.001333902 SOL	\$0.07	\$0.05	\$0.02	None
10/08/2022	0.001246016 SOL	\$0.07	\$0.04	\$0.03	None
08/27/2022	0.001413334 SOL	\$0.08	\$0.04	\$0.03	None
09/22/2023	0.001192787 SOL	\$0.06	\$0.02	None	\$0.04
09/11/2023	0.001200277 SOL	\$0.07	\$0.02	None	\$0.04
09/07/2023	0.001202183 SOL	\$0.07	\$0.02	None	\$0.04
03/17/2023	0.000509364 SOL	\$0.03	\$0.01	None	\$0.02
01/27/2023	0.000184511 SOL	\$0.01	\$0.00	None	\$0.01
07/31/2022	0.001334104 SOL	\$0.07	\$0.06	\$0.02	None
07/06/2022	0.001409495 SOL	\$0.08	\$0.05	\$0.02	None
12/15/2022	0.000222422 SOL	\$0.01	\$0.00	None	\$0.01
02/19/2023	0.000288277 SOL	\$0.02	\$0.01	None	\$0.01
01/17/2023	0.000518859 SOL	\$0.03	\$0.01	None	\$0.02
07/02/2022	0.002995248 SOL	\$0.16	\$0.10	\$0.07	None
01/12/2023	0.000764697 SOL	\$0.04	\$0.01	None	\$0.03
07/20/2023	0.000074499 SOL	\$0.00	\$0.00	None	\$0.00
03/31/2023	0.000503537 SOL	\$0.03	\$0.01	None	\$0.02
10/05/2022	0.001307172 SOL	\$0.07	\$0.04	\$0.03	None
03/02/2023	0.000722823 SOL	\$0.04	\$0.02	None	\$0.02
10/21/2022	0.001229236 SOL	\$0.07	\$0.03	\$0.03	None
10/20/2023	0.0011548 SOL	\$0.06	\$0.03	None	\$0.03
08/03/2022	0.00133516 SOL	\$0.07	\$0.05	\$0.02	None
04/01/2023	0.000503577 SOL	\$0.03	\$0.01	None	\$0.02
12/01/2022	0.00024696 SOL	\$0.01	\$0.00	None	\$0.01
12/10/2022	0.000228672 SOL	\$0.01	\$0.00	None	\$0.01
10/11/2023	0.00121742 SOL	\$0.07	\$0.03	None	\$0.04
07/13/2022	0.001391211 SOL	\$0.08	\$0.05	\$0.03	None
07/16/2022	0.00138241 SOL	\$0.07	\$0.05	\$0.02	None
10/12/2023	0.001215394 SOL	\$0.07	\$0.03	None	\$0.04
10/26/2023	0.00116949 SOL	\$0.06	\$0.04	None	\$0.03

10/28/2022	0.001240642 SOL	\$0.07	\$0.04	\$0.03	None
10/02/2023	0.001163099 SOL	\$0.06	\$0.03	None	\$0.03
07/23/2022	0.001351356 SOL	\$0.07	\$0.05	\$0.02	None
09/21/2023	0.001180587 SOL	\$0.06	\$0.02	None	\$0.04
09/07/2022	0.001382004 SOL	\$0.07	\$0.04	\$0.03	None
12/17/2022	0.000009965 SOL	\$0.00	\$0.00	None	\$0.00
01/07/2023	0.000767413 SOL	\$0.04	\$0.01	None	\$0.03
11/16/2022	0.000288044 SOL	\$0.02	\$0.00	\$0.01	None
09/04/2022	0.001392508 SOL	\$0.08	\$0.04	\$0.03	None
07/20/2023	0.000074673 SOL	\$0.00	\$0.00	None	\$0.00
08/18/2022	0.001287718 SOL	\$0.07	\$0.05	\$0.02	None
09/12/2023	0.001183026 SOL	\$0.06	\$0.02	None	\$0.04
03/16/2023	0.000724161 SOL	\$0.04	\$0.01	None	\$0.03
08/12/2022	0.001290192 SOL	\$0.07	\$0.06	\$0.01	None
10/13/2023	0.001215504 SOL	\$0.07	\$0.03	None	\$0.04
09/30/2023	0.001189931 SOL	\$0.06	\$0.03	None	\$0.04
07/28/2022	0.001360809 SOL	\$0.07	\$0.06	\$0.01	None
11/03/2023	0.001148744 SOL	\$0.06	\$0.05	None	\$0.02
10/30/2022	0.001270868 SOL	\$0.07	\$0.04	\$0.03	None
11/04/2022	0.00125488 SOL	\$0.07	\$0.04	\$0.03	None
07/19/2022	0.001369739 SOL	\$0.07	\$0.06	\$0.01	None
09/22/2023	0.001199302 SOL	\$0.07	\$0.02	None	\$0.04
12/08/2022	0.000232901 SOL	\$0.01	\$0.00	None	\$0.01
01/24/2023	0.000187576 SOL	\$0.01	\$0.00	None	\$0.01
10/19/2022	0.001287196 SOL	\$0.07	\$0.04	\$0.03	None
10/17/2023	0.001183312 SOL	\$0.06	\$0.03	None	\$0.04
10/25/2022	0.00126645 SOL	\$0.07	\$0.04	\$0.03	None
08/30/2022	0.001235289 SOL	\$0.07	\$0.04	\$0.03	None
07/10/2022	0.001394056 SOL	\$0.08	\$0.05	\$0.02	None
10/27/2023	0.001165736 SOL	\$0.06	\$0.04	None	\$0.03
04/29/2023	0.000508849 SOL	\$0.03	\$0.01	None	\$0.02

10/08/2022	0.001290732 SOL	\$0.07	\$0.04	\$0.03	None
09/16/2022	0.001358045 SOL	\$0.07	\$0.04	\$0.03	None
12/14/2022	0.000210301 SOL	\$0.01	\$0.00	None	\$0.01
01/28/2023	0.000120672 SOL	\$0.01	\$0.00	None	\$0.00
09/27/2023	0.001175992 SOL	\$0.06	\$0.02	None	\$0.04
12/03/2022	0.000241748 SOL	\$0.01	\$0.00	None	\$0.01
10/04/2023	0.001188009 SOL	\$0.06	\$0.03	None	\$0.04
11/12/2022	0.001257122 SOL	\$0.07	\$0.02	\$0.05	None
03/01/2023	0.00072227 SOL	\$0.04	\$0.02	None	\$0.02
10/11/2022	0.00128851 SOL	\$0.07	\$0.04	\$0.03	None
02/24/2023	0.000730267 SOL	\$0.04	\$0.02	None	\$0.02
01/12/2022	2 SOL	\$108.44	\$308.93	-\$200.49	None
01/19/2023	0.000186885 SOL	\$0.01	\$0.00	None	\$0.01
08/24/2022	0.001388538 SOL	\$0.08	\$0.05	\$0.03	None
01/14/2023	0.000764147 SOL	\$0.04	\$0.02	None	\$0.02
11/03/2023	0.001113781 SOL	\$0.06	\$0.04	None	\$0.02
08/21/2022	0.000645897 SOL	\$0.04	\$0.02	\$0.01	None
11/25/2022	0.000240925 SOL	\$0.01	\$0.00	\$0.01	None
08/15/2022	0.001282401 SOL	\$0.07	\$0.06	\$0.01	None
07/20/2023	0.000293255 SOL	\$0.02	\$0.01	None	\$0.01
11/27/2022	0.000253711 SOL	\$0.01	\$0.00	\$0.01	None
12/12/2022	0.000210903 SOL	\$0.01	\$0.00	None	\$0.01
09/23/2023	0.001189174 SOL	\$0.06	\$0.02	None	\$0.04
10/05/2022	0.001300198 SOL	\$0.07	\$0.04	\$0.03	None
09/19/2022	0.001232586 SOL	\$0.07	\$0.04	\$0.03	None
10/06/2023	0.001184498 SOL	\$0.06	\$0.03	None	\$0.04
04/12/2023	0.000728712 SOL	\$0.04	\$0.02	None	\$0.02
07/25/2022	0.001375011 SOL	\$0.07	\$0.05	\$0.02	None
01/04/2023	0.000776767 SOL	\$0.04	\$0.01	None	\$0.03
09/02/2022	0.001388963 SOL	\$0.08	\$0.04	\$0.03	None
07/14/2023	0.000606979 SOL	\$0.03	\$0.02	None	\$0.02

11/02/2023	0.001121691 SOL	\$0.06	\$0.05	None	\$0.02
07/15/2023	0.000290694 SOL	\$0.02	\$0.01	None	\$0.01
10/05/2022	0.001204335 SOL	\$0.07	\$0.04	\$0.02	None
08/30/2023	0.00000149 SOL	\$0.00	\$0.00	None	\$0.00
10/05/2022	0.001316089 SOL	\$0.07	\$0.04	\$0.03	None
02/16/2023	0.000289428 SOL	\$0.02	\$0.01	None	\$0.01
11/11/2022	0.001287117 SOL	\$0.07	\$0.02	\$0.05	None
02/08/2023	0.000666547 SOL	\$0.04	\$0.02	None	\$0.02
09/06/2023	0.001201153 SOL	\$0.07	\$0.02	None	\$0.04
10/14/2022	0.001287728 SOL	\$0.07	\$0.04	\$0.03	None
05/02/2023	0.000508768 SOL	\$0.03	\$0.01	None	\$0.02
02/04/2023	0.000075392 SOL	\$0.00	\$0.00	None	\$0.00
11/18/2022	0.000288218 SOL	\$0.02	\$0.00	\$0.01	None
09/14/2023	0.001202612 SOL	\$0.07	\$0.02	None	\$0.04
04/02/2023	0.00049348 SOL	\$0.03	\$0.01	None	\$0.02
09/10/2022	0.001363703 SOL	\$0.07	\$0.05	\$0.03	None
09/13/2022	0.0013691 SOL	\$0.07	\$0.05	\$0.03	None
11/29/2022	0.000249479 SOL	\$0.01	\$0.00	None	\$0.01
09/01/2023	0.001199777 SOL	\$0.07	\$0.02	None	\$0.04
03/18/2023	0.000504738 SOL	\$0.03	\$0.01	None	\$0.02
11/09/2021	2 SOL	\$108.44	\$480.80	-\$372.36	None
11/13/2022	0.000299423 SOL	\$0.02	\$0.00	\$0.01	None
11/03/2023	0.001162938 SOL	\$0.06	\$0.05	None	\$0.02
10/16/2022	0.001280577 SOL	\$0.07	\$0.04	\$0.03	None
10/23/2022	0.001244266 SOL	\$0.07	\$0.03	\$0.03	None
10/14/2023	0.00120034 SOL	\$0.07	\$0.03	None	\$0.04
10/25/2023	0.001178813 SOL	\$0.06	\$0.04	None	\$0.03
10/19/2023	0.001172934 SOL	\$0.06	\$0.03	None	\$0.03
10/04/2022	0.001221822 SOL	\$0.07	\$0.04	\$0.02	None

Date Sold	Event	Amount	Proceeds	Cost Basis	Long Term	Short Term	Total Gain/Loss
11/28/2023	 Sold USDC	217.861183	\$217.86	\$223.38	None	-\$5.52	-\$5.52

Date Acquired (Tax Lots)

11/28/2023	217.861183 USDC	\$217.86	\$223.38	None	-\$5.52
------------	-----------------	----------	----------	------	---------