

IRS e-file Signature Authorization

▶ ERO must obtain and retain completed Form 8879.
▶ Go to www.irs.gov/Form8879 for the latest information.

Submission Identification Number (SID) ▶

Taxpayer's name PRANAY KUMAR	Social security number 720-34-9427
Spouse's name SWETA SRIVASTAVA	Spouse's social security number 023-77-1162

Part I Tax Return Information – Tax Year Ending December 31, 2023 (Enter year you are authorizing.)

Enter whole dollars only on lines 1 through 5.

Note: Form 1040-SS filers use line 4 only. Leave lines 1, 2, 3, and 5 blank.

1	Adjusted gross income	1	82,535.
2	Total tax	2	3,633.
3	Federal income tax withheld from Form(s) W-2 and Form(s) 1099	3	5,558.
4	Amount you want refunded to you	4	1,925.
5	Amount you owe	5	

Part II Taxpayer Declaration and Signature Authorization (Be sure you get and keep a copy of your return)

Under penalties of perjury, I declare that I have examined a copy of the income tax return (original or amended) I am now authorizing, and to the best of my knowledge and belief, it is true, correct, and complete. I further declare that the amounts in Part I above are the amounts from the income tax return (original or amended) I am now authorizing. I consent to allow my intermediate service provider, transmitter, or electronic return originator (ERO) to send my return to the IRS and to receive from the IRS (a) an acknowledgement of receipt or reason for rejection of the transmission, (b) the reason for any delay in processing the return or refund, and (c) the date of any refund. If applicable, I authorize the U.S. Treasury and its designated Financial Agent to initiate an ACH electronic funds withdrawal (direct debit) entry to the financial institution account indicated in the tax preparation software for payment of my federal taxes owed on this return and/or a payment of estimated tax, and the financial institution to debit the entry to this account. This authorization is to remain in full force and effect until I notify the U.S. Treasury Financial Agent to terminate the authorization. To revoke (cancel) a payment, I must contact the U.S. Treasury Financial Agent at 1-888-353-4537. Payment cancellation requests must be received no later than 2 business days prior to the payment (settlement) date. I also authorize the financial institutions involved in the processing of the electronic payment of taxes to receive confidential information necessary to answer inquiries and resolve issues related to the payment. I further acknowledge that the personal identification number (PIN) below is my signature for the income tax return (original or amended) I am now authorizing and, if applicable, my Electronic Funds Withdrawal Consent.

Taxpayer's PIN: check one box only

- I authorize GLOBAL TAXES LLC to enter or generate my PIN

4	9	4	2	7
---	---	---	---	---

 as my signature on the income tax return (original or amended) I am now authorizing. Enter five digits, but don't enter all zeros
- I will enter my PIN as my signature on the income tax return (original or amended) I am now authorizing. Check this box **only** if you are entering your own PIN **and** your return is filed using the Practitioner PIN method. The ERO must complete Part III below.

Your signature ▶ _____ Date ▶ _____

Spouse's PIN: check one box only

- I authorize GLOBAL TAXES LLC to enter or generate my PIN

7	1	1	6	2
---	---	---	---	---

 as my signature on the income tax return (original or amended) I am now authorizing. Enter five digits, but don't enter all zeros
- I will enter my PIN as my signature on the income tax return (original or amended) I am now authorizing. Check this box **only** if you are entering your own PIN **and** your return is filed using the Practitioner PIN method. The ERO must complete Part III below.

Spouse's signature ▶ _____ Date ▶ _____

Practitioner PIN Method Returns Only—continue below

Part III Certification and Authentication – Practitioner PIN Method Only

ERO's EFIN/PIN. Enter your six-digit EFIN followed by your five-digit self-selected PIN.

2	2	2	4	9	6	0	8	2	7	1
---	---	---	---	---	---	---	---	---	---	---

 Don't enter all zeros

I certify that the above numeric entry is my PIN, which is my signature for the electronic individual income tax return (original or amended) I am now authorized to file for tax year indicated above for the taxpayer(s) indicated above. I confirm that I am submitting this return in accordance with the requirements of the Practitioner PIN method and **Pub. 1345**, Handbook for Authorized IRS e-file Providers of Individual Income Tax Returns.

ERO's signature ▶ _____ Date ▶ _____

ERO Must Retain This Form – See Instructions
Don't Submit This Form to the IRS Unless Requested To Do So

For the year Jan. 1–Dec. 31, 2023, or other tax year beginning , 2023, ending , 20 See separate instructions.

Your first name and middle initial PRANAY Last name KUMAR Your social security number 720 34 9427

If joint return, spouse's first name and middle initial SWETA Last name SRIVASTAVA Spouse's social security number 023 77 1162

Home address (number and street). If you have a P.O. box, see instructions. 295 TRUNPIKE ROAD Apt. no. 509 Presidential Election Campaign

City, town, or post office. If you have a foreign address, also complete spaces below. WESTBOROUGH MA ZIP code 01581 Check here if you, or your spouse if filing jointly, want \$3 to go to this fund. Checking a box below will not change your tax or refund.

Foreign country name Foreign province/state/county Foreign postal code You Spouse

Filing Status Single Married filing jointly (even if only one had income) Married filing separately (MFS) Head of household (HOH) Qualifying surviving spouse (QSS)

Digital Assets At any time during 2023, did you: (a) receive (as a reward, award, or payment for property or services); or (b) sell, exchange, or otherwise dispose of a digital asset (or a financial interest in a digital asset)? (See instructions.) Yes No

Standard Deduction Someone can claim: You as a dependent Your spouse as a dependent Spouse itemizes on a separate return or you were a dual-status alien

Age/Blindness You: Were born before January 2, 1959 Are blind Spouse: Was born before January 2, 1959 Is blind

Table with 5 columns: (1) First name, Last name, (2) Social security number, (3) Relationship to you, (4) Check the box if qualifies for (see instructions): Child tax credit, Credit for other dependents. Rows include PRANSHI SRIVASTAVA (Daughter) and PREYANSH SRIVASTAVA (Son).

Income table with columns 1a-1z and 1a-1z. Rows include Total amount from Form(s) W-2, Household employee wages, Tip income, Medicaid waiver payments, Taxable dependent care benefits, Employer-provided adoption benefits, Wages from Form 8919, Other earned income, Nontaxable combat pay election, and Add lines 1a through 1h.

Table with columns 2a-2b, 3a-3b, 4a-4b, 5a-5b, 6a-6b. Rows include Tax-exempt interest, Qualified dividends, IRA distributions, Pensions and annuities, Social security benefits, Taxable interest, Ordinary dividends, Taxable amount.

Table with columns 7-15. Rows include Capital gain or (loss), Additional income from Schedule 1, Add lines 1z, 2b, 3b, 4b, 5b, 6b, 7, and 8. This is your total income, Adjustments to income from Schedule 1, Subtract line 10 from line 9. This is your adjusted gross income, Standard deduction or itemized deductions (from Schedule A), Qualified business income deduction from Form 8995 or Form 8995-A, Add lines 12 and 13, Subtract line 14 from line 11. If zero or less, enter -0-. This is your taxable income.

Attach Sch. B if required.

Standard Deduction for: Single or Married filing separately, \$13,850; Married filing jointly or Qualifying surviving spouse, \$27,700; Head of household, \$20,800; If you checked any box under Standard Deduction, see instructions.

Tax and Credits	16	Tax (see instructions). Check if any from Form(s): 1 <input type="checkbox"/> 8814 2 <input type="checkbox"/> 4972 3 <input type="checkbox"/> _____	16	6,133.
	17	Amount from Schedule 2, line 3	17	
	18	Add lines 16 and 17	18	6,133.
	19	Child tax credit or credit for other dependents from Schedule 8812	19	2,500.
	20	Amount from Schedule 3, line 8	20	
	21	Add lines 19 and 20	21	2,500.
	22	Subtract line 21 from line 18. If zero or less, enter -0-	22	3,633.
	23	Other taxes, including self-employment tax, from Schedule 2, line 21	23	0.
	24	Add lines 22 and 23. This is your total tax	24	3,633.

Payments	25	Federal income tax withheld from:		
	a	Form(s) W-2	25a	5,558.
	b	Form(s) 1099	25b	
	c	Other forms (see instructions)	25c	
	d	Add lines 25a through 25c	25d	5,558.
	26	2023 estimated tax payments and amount applied from 2022 return	26	
	27	Earned income credit (EIC) <input type="checkbox"/> NO	27	
	28	Additional child tax credit from Schedule 8812	28	
	29	American opportunity credit from Form 8863, line 8	29	
	30	Reserved for future use	30	
	31	Amount from Schedule 3, line 15	31	
	32	Add lines 27, 28, 29, and 31. These are your total other payments and refundable credits	32	
	33	Add lines 25d, 26, and 32. These are your total payments	33	5,558.

Refund	34	If line 33 is more than line 24, subtract line 24 from line 33. This is the amount you overpaid	34	1,925.
	35a	Amount of line 34 you want refunded to you . If Form 8888 is attached, check here <input type="checkbox"/>	35a	1,925.
Direct deposit? See instructions.	b	Routing number 011000138 c Type: <input checked="" type="checkbox"/> Checking <input type="checkbox"/> Savings		
	d	Account number 466008038757		
	36	Amount of line 34 you want applied to your 2024 estimated tax	36	

Amount You Owe	37	Subtract line 33 from line 24. This is the amount you owe . For details on how to pay, go to www.irs.gov/Payments or see instructions	37	
	38	Estimated tax penalty (see instructions)	38	

Third Party Designee Do you want to allow another person to discuss this return with the IRS? See instructions **Yes**. Complete below. **No**

Designee's name _____ Phone no. _____ Personal identification number (PIN) _____

Sign Here Under penalties of perjury, I declare that I have examined this return and accompanying schedules and statements, and to the best of my knowledge and belief, they are true, correct, and complete. Declaration of preparer (other than taxpayer) is based on all information of which preparer has any knowledge.

Your signature	Date	Your occupation IT PROFESSIONAL	If the IRS sent you an Identity Protection PIN, enter it here (see inst.)
Spouse's signature. If a joint return, both must sign.	Date	Spouse's occupation HOME MAKER	If the IRS sent your spouse an Identity Protection PIN, enter it here (see inst.)
Phone no. (774) 232-7574	Email address PRANAYSRIVASTAVA25@GMAIL.COM		

Paid Preparer Use Only

Preparer's name SYAM PRIYA RAM SAGAR GUPTA TALLAM	Preparer's signature SYAM PRIYA RAM SAGAR GUPTA TALLAM	Date 02/14/2024	PTIN P02082703	Check if: <input type="checkbox"/> Self-employed
Firm's name GLOBAL TAXES LLC	Firm's address 245 ROONEY CT E BRUNSWICK NJ 08816			Phone no. (678) 965-9522
Firm's EIN 84-3171965				

**SCHEDULE 1
(Form 1040)**

Department of the Treasury
Internal Revenue Service

Additional Income and Adjustments to Income

Attach to Form 1040, 1040-SR, or 1040-NR.

Go to www.irs.gov/Form1040 for instructions and the latest information.

OMB No. 1545-0074

2023

Attachment
Sequence No. **01**

Name(s) shown on Form 1040, 1040-SR, or 1040-NR

PRANAY KUMAR & SWETA SRIVASTAVA

Your social security number

720-34-9427

Part I Additional Income

1	Taxable refunds, credits, or offsets of state and local income taxes		1	
2a	Alimony received		2a	
b	Date of original divorce or separation agreement (see instructions): _____			
3	Business income or (loss). Attach Schedule C		3	
4	Other gains or (losses). Attach Form 4797		4	
5	Rental real estate, royalties, partnerships, S corporations, trusts, etc. Attach Schedule E		5	-18,201.
6	Farm income or (loss). Attach Schedule F		6	
7	Unemployment compensation		7	
8	Other income:			
a	Net operating loss	8a ()		
b	Gambling	8b		
c	Cancellation of debt	8c		
d	Foreign earned income exclusion from Form 2555	8d ()		
e	Income from Form 8853	8e		
f	Income from Form 8889	8f		
g	Alaska Permanent Fund dividends	8g		
h	Jury duty pay	8h		
i	Prizes and awards	8i		
j	Activity not engaged in for profit income	8j		
k	Stock options	8k		
l	Income from the rental of personal property if you engaged in the rental for profit but were not in the business of renting such property	8l		
m	Olympic and Paralympic medals and USOC prize money (see instructions)	8m		
n	Section 951(a) inclusion (see instructions)	8n		
o	Section 951A(a) inclusion (see instructions)	8o		
p	Section 461(l) excess business loss adjustment	8p		
q	Taxable distributions from an ABL account (see instructions)	8q		
r	Scholarship and fellowship grants not reported on Form W-2	8r		
s	Nontaxable amount of Medicaid waiver payments included on Form 1040, line 1a or 1d	8s ()		
t	Pension or annuity from a nonqualified deferred compensation plan or a nongovernmental section 457 plan	8t		
u	Wages earned while incarcerated	8u		
z	Other income. List type and amount: _____	8z		
9	Total other income. Add lines 8a through 8z		9	
10	Combine lines 1 through 7 and 9. This is your additional income . Enter here and on Form 1040, 1040-SR, or 1040-NR, line 8		10	-18,201.

For Paperwork Reduction Act Notice, see your tax return instructions.

Schedule 1 (Form 1040) 2023

Part II Adjustments to Income

11	Educator expenses		11
12	Certain business expenses of reservists, performing artists, and fee-basis government officials. Attach Form 2106		12
13	Health savings account deduction. Attach Form 8889		13
14	Moving expenses for members of the Armed Forces. Attach Form 3903		14
15	Deductible part of self-employment tax. Attach Schedule SE		15
16	Self-employed SEP, SIMPLE, and qualified plans		16
17	Self-employed health insurance deduction		17
18	Penalty on early withdrawal of savings		18
19a	Alimony paid		19a
b	Recipient's SSN		
c	Date of original divorce or separation agreement (see instructions): _____		
20	IRA deduction		20
21	Student loan interest deduction		21
22	Reserved for future use		22
23	Archer MSA deduction		23
24	Other adjustments:		
a	Jury duty pay (see instructions)	24a	
b	Deductible expenses related to income reported on line 8l from the rental of personal property engaged in for profit	24b	
c	Nontaxable amount of the value of Olympic and Paralympic medals and USOC prize money reported on line 8m	24c	
d	Reforestation amortization and expenses	24d	
e	Repayment of supplemental unemployment benefits under the Trade Act of 1974	24e	
f	Contributions to section 501(c)(18)(D) pension plans	24f	
g	Contributions by certain chaplains to section 403(b) plans	24g	
h	Attorney fees and court costs for actions involving certain unlawful discrimination claims (see instructions)	24h	
i	Attorney fees and court costs you paid in connection with an award from the IRS for information you provided that helped the IRS detect tax law violations	24i	
j	Housing deduction from Form 2555	24j	
k	Excess deductions of section 67(e) expenses from Schedule K-1 (Form 1041)	24k	
z	Other adjustments. List type and amount: _____	24z	
25	Total other adjustments. Add lines 24a through 24z		25
26	Add lines 11 through 23 and 25. These are your adjustments to income . Enter here and on Form 1040, 1040-SR, or 1040-NR, line 10		26

**SCHEDULE D
(Form 1040)**

Capital Gains and Losses

OMB No. 1545-0074

2023

Department of the Treasury
Internal Revenue Service

Attach to Form 1040, 1040-SR, or 1040-NR.
Use Form 8949 to list your transactions for lines 1b, 2, 3, 8b, 9, and 10.
Go to www.irs.gov/ScheduleD for instructions and the latest information.

Attachment
Sequence No. **12**

Name(s) shown on return

PRANAY KUMAR & SWETA SRIVASTAVA

Your social security number

720-34-9427

Did you dispose of any investment(s) in a qualified opportunity fund during the tax year? Yes No

If "Yes," attach Form 8949 and see its instructions for additional requirements for reporting your gain or loss.

Part I Short-Term Capital Gains and Losses—Generally Assets Held One Year or Less (see instructions)

See instructions for how to figure the amounts to enter on the lines below.

This form may be easier to complete if you round off cents to whole dollars.

	(d) Proceeds (sales price)	(e) Cost (or other basis)	(g) Adjustments to gain or loss from Form(s) 8949, Part I, line 2, column (g)	(h) Gain or (loss) Subtract column (e) from column (d) and combine the result with column (g)
1a Totals for all short-term transactions reported on Form 1099-B for which basis was reported to the IRS and for which you have no adjustments (see instructions). However, if you choose to report all these transactions on Form 8949, leave this line blank and go to line 1b .				
1b Totals for all transactions reported on Form(s) 8949 with Box A checked				
2 Totals for all transactions reported on Form(s) 8949 with Box B checked				
3 Totals for all transactions reported on Form(s) 8949 with Box C checked				
4 Short-term gain from Form 6252 and short-term gain or (loss) from Forms 4684, 6781, and 8824				4
5 Net short-term gain or (loss) from partnerships, S corporations, estates, and trusts from Schedule(s) K-1				5
6 Short-term capital loss carryover. Enter the amount, if any, from line 8 of your Capital Loss Carryover Worksheet in the instructions				6 ()
7 Net short-term capital gain or (loss) . Combine lines 1a through 6 in column (h). If you have any long-term capital gains or losses, go to Part II below. Otherwise, go to Part III on the back				7

Part II Long-Term Capital Gains and Losses—Generally Assets Held More Than One Year (see instructions)

See instructions for how to figure the amounts to enter on the lines below.

This form may be easier to complete if you round off cents to whole dollars.

	(d) Proceeds (sales price)	(e) Cost (or other basis)	(g) Adjustments to gain or loss from Form(s) 8949, Part II, line 2, column (g)	(h) Gain or (loss) Subtract column (e) from column (d) and combine the result with column (g)
8a Totals for all long-term transactions reported on Form 1099-B for which basis was reported to the IRS and for which you have no adjustments (see instructions). However, if you choose to report all these transactions on Form 8949, leave this line blank and go to line 8b .				
8b Totals for all transactions reported on Form(s) 8949 with Box D checked	100.	77.		23.
9 Totals for all transactions reported on Form(s) 8949 with Box E checked				
10 Totals for all transactions reported on Form(s) 8949 with Box F checked				
11 Gain from Form 4797, Part I; long-term gain from Forms 2439 and 6252; and long-term gain or (loss) from Forms 4684, 6781, and 8824				11
12 Net long-term gain or (loss) from partnerships, S corporations, estates, and trusts from Schedule(s) K-1				12
13 Capital gain distributions. See the instructions				13
14 Long-term capital loss carryover. Enter the amount, if any, from line 13 of your Capital Loss Carryover Worksheet in the instructions				14 ()
15 Net long-term capital gain or (loss) . Combine lines 8a through 14 in column (h). Then, go to Part III on the back				15 23.

Part III Summary

<p>16 Combine lines 7 and 15 and enter the result</p> <ul style="list-style-type: none"> • If line 16 is a gain, enter the amount from line 16 on Form 1040, 1040-SR, or 1040-NR, line 7. Then, go to line 17 below. • If line 16 is a loss, skip lines 17 through 20 below. Then, go to line 21. Also be sure to complete line 22. • If line 16 is zero, skip lines 17 through 21 below and enter -0- on Form 1040, 1040-SR, or 1040-NR, line 7. Then, go to line 22. 	16	23.
<p>17 Are lines 15 and 16 both gains?</p> <p><input checked="" type="checkbox"/> Yes. Go to line 18.</p> <p><input type="checkbox"/> No. Skip lines 18 through 21, and go to line 22.</p>		
<p>18 If you are required to complete the 28% Rate Gain Worksheet (see instructions), enter the amount, if any, from line 7 of that worksheet</p>	18	
<p>19 If you are required to complete the Unrecaptured Section 1250 Gain Worksheet (see instructions), enter the amount, if any, from line 18 of that worksheet</p>	19	
<p>20 Are lines 18 and 19 both zero or blank and you are not filing Form 4952?</p> <p><input checked="" type="checkbox"/> Yes. Complete the Qualified Dividends and Capital Gain Tax Worksheet in the instructions for Form 1040, line 16. Don't complete lines 21 and 22 below.</p> <p><input type="checkbox"/> No. Complete the Schedule D Tax Worksheet in the instructions. Don't complete lines 21 and 22 below.</p>		
<p>21 If line 16 is a loss, enter here and on Form 1040, 1040-SR, or 1040-NR, line 7, the smaller of:</p> <ul style="list-style-type: none"> • The loss on line 16; or • (\$3,000), or if married filing separately, (\$1,500) } <p>Note: When figuring which amount is smaller, treat both amounts as positive numbers.</p>	21 ()	
<p>22 Do you have qualified dividends on Form 1040, 1040-SR, or 1040-NR, line 3a?</p> <p><input type="checkbox"/> Yes. Complete the Qualified Dividends and Capital Gain Tax Worksheet in the instructions for Form 1040, line 16.</p> <p><input type="checkbox"/> No. Complete the rest of Form 1040, 1040-SR, or 1040-NR.</p>		

Name(s) shown on return. Name and SSN or taxpayer identification no. not required if shown on other side
 PRANAY KUMAR & SWETA SRIVASTAVA

Social security number or taxpayer identification number
 720-34-9427

Before you check Box D, E, or F below, see whether you received any Form(s) 1099-B or substitute statement(s) from your broker. A substitute statement will have the same information as Form 1099-B. Either will show whether your basis (usually your cost) was reported to the IRS by your broker and may even tell you which box to check.

Part II Long-Term. Transactions involving capital assets you held more than 1 year are generally long-term (see instructions). For short-term transactions, see page 1.

Note: You may aggregate all long-term transactions reported on Form(s) 1099-B showing basis was reported to the IRS and for which no adjustments or codes are required. Enter the totals directly on Schedule D, line 8a; you aren't required to report these transactions on Form 8949 (see instructions).

You must check Box D, E, or F below. Check only one box. If more than one box applies for your long-term transactions, complete a separate Form 8949, page 2, for each applicable box. If you have more long-term transactions than will fit on this page for one or more of the boxes, complete as many forms with the same box checked as you need.

- (D)** Long-term transactions reported on Form(s) 1099-B showing basis was reported to the IRS (see **Note** above)
- (E)** Long-term transactions reported on Form(s) 1099-B showing basis **wasn't** reported to the IRS
- (F)** Long-term transactions not reported to you on Form 1099-B

1	(a) Description of property (Example: 100 sh. XYZ Co.)	(b) Date acquired (Mo., day, yr.)	(c) Date sold or disposed of (Mo., day, yr.)	(d) Proceeds (sales price) (see instructions)	(e) Cost or other basis See the Note below and see <i>Column (e)</i> in the separate instructions.	Adjustment, if any, to gain or loss If you enter an amount in column (g), enter a code in column (f). See the separate instructions.		(h) Gain or (loss) Subtract column (e) from column (d) and combine the result with column (g).
						(f) Code(s) from instructions	(g) Amount of adjustment	
	Robinhood Securities LLC	01/01/23	12/31/23	100.	77.			23.
2 Totals. Add the amounts in columns (d), (e), (g), and (h) (subtract negative amounts). Enter each total here and include on your Schedule D, line 8b (if Box D above is checked), line 9 (if Box E above is checked), or line 10 (if Box F above is checked) . . .				100.	77.			23.

Note: If you checked Box D above but the basis reported to the IRS was incorrect, enter in column (e) the basis as reported to the IRS, and enter an adjustment in column (g) to correct the basis. See *Column (g)* in the separate instructions for how to figure the amount of the adjustment.

**SCHEDULE E
(Form 1040)**

Supplemental Income and Loss

OMB No. 1545-0074

(From rental real estate, royalties, partnerships, S corporations, estates, trusts, REMICs, etc.)

2023
Attachment
Sequence No. **13**

Department of the Treasury
Internal Revenue Service

Attach to Form 1040, 1040-SR, 1040-NR, or 1041.

Go to www.irs.gov/ScheduleE for instructions and the latest information.

Name(s) shown on return

PRANAY KUMAR & SWETA SRIVASTAVA

Your social security number

720-34-9427

Part I Income or Loss From Rental Real Estate and Royalties

Note: If you are in the business of renting personal property, use **Schedule C**. See instructions. If you are an individual, report farm rental income or loss from **Form 4835** on page 2, line 40.

- A** Did you make any payments in 2023 that would require you to file Form(s) 1099? See instructions Yes No
- B** If "Yes," did you or will you file required Form(s) 1099? Yes No

1a Physical address of each property (street, city, state, ZIP code)

A B3-104, BHARAT CITY INDRAPRAST YOJNA GHAZIABAD, UTTAR PRADESH IN 201003

B
C

1b Type of Property (from list below)	2 For each rental real estate property listed above, report the number of fair rental and personal use days. Check the QJV box only if you meet the requirements to file as a qualified joint venture. See instructions.	Fair Rental Days		Personal Use Days	QJV
		A	B	C	
A 3		365		0	<input type="checkbox"/>
B					<input type="checkbox"/>
C					<input type="checkbox"/>

Type of Property:

- 1 Single Family Residence
- 2 Multi-Family Residence
- 3 Vacation/Short-Term Rental
- 4 Commercial
- 5 Land
- 6 Royalties
- 7 Self-Rental
- 8 Other (describe) _____

Income:	Properties:		
	A	B	C
3 Rents received	3 647.		
4 Royalties received	4		
Expenses:			
5 Advertising	5		
6 Auto and travel (see instructions)	6		
7 Cleaning and maintenance	7 3,796.		
8 Commissions	8		
9 Insurance	9		
10 Legal and other professional fees	10		
11 Management fees	11 3,242.		
12 Mortgage interest paid to banks, etc. (see instructions)	12		
13 Other interest	13		
14 Repairs	14 2,910.		
15 Supplies	15 2,833.		
16 Taxes	16		
17 Utilities	17 3,625.		
18 Depreciation expense or depletion	18 2,442.		
19 Other (list) _____	19		
20 Total expenses. Add lines 5 through 19	20 18,848.		
21 Subtract line 20 from line 3 (rents) and/or 4 (royalties). If result is a (loss), see instructions to find out if you must file Form 6198	21 -18,201.		
22 Deductible rental real estate loss after limitation, if any, on Form 8582 (see instructions)	22 (18,201.)		
23a Total of all amounts reported on line 3 for all rental properties	23a 647.		
b Total of all amounts reported on line 4 for all royalty properties	23b		
c Total of all amounts reported on line 12 for all properties	23c		
d Total of all amounts reported on line 18 for all properties	23d 2,442.		
e Total of all amounts reported on line 20 for all properties	23e 18,848.		
24 Income. Add positive amounts shown on line 21. Do not include any losses	24		
25 Losses. Add royalty losses from line 21 and rental real estate losses from line 22. Enter total losses here	25 (18,201.)		
26 Total rental real estate and royalty income or (loss). Combine lines 24 and 25. Enter the result here. If Parts II, III, and IV, and line 40 on page 2 do not apply to you, also enter this amount on Schedule 1 (Form 1040), line 5. Otherwise, include this amount in the total on line 41 on page 2	26 -18,201.		

For Paperwork Reduction Act Notice, see the separate instructions.

NPA

-18,201.

Schedule E (Form 1040) 2023

**SCHEDULE 8812
(Form 1040)**

**Credits for Qualifying Children
and Other Dependents**

OMB No. 1545-0074

2023

Attachment
Sequence No. **47**

Department of the Treasury
Internal Revenue Service

Attach to Form 1040, 1040-SR, or 1040-NR.

Go to www.irs.gov/Schedule8812 for instructions and the latest information.

Name(s) shown on return

PRANAY KUMAR & SWETA SRIVASTAVA

Your social security number

720-34-9427

Part I Child Tax Credit and Credit for Other Dependents

1	Enter the amount from line 11 of your Form 1040, 1040-SR, or 1040-NR		1	82,535.
2a	Enter income from Puerto Rico that you excluded	2a		
b	Enter the amounts from lines 45 and 50 of your Form 2555	2b	0.	
c	Enter the amount from line 15 of your Form 4563	2c		
d	Add lines 2a through 2c	2d	0.	
3	Add lines 1 and 2d	3	82,535.	
4	Number of qualifying children under age 17 with the required social security number	4	1	
5	Multiply line 4 by \$2,000	5	2,000.	
6	Number of other dependents, including any qualifying children who are not under age 17 or who do not have the required social security number	6	1	
	Caution: Do not include yourself, your spouse, or anyone who is not a U.S. citizen, U.S. national, or U.S. resident alien. Also, do not include anyone you included on line 4.			
7	Multiply line 6 by \$500	7	500.	
8	Add lines 5 and 7	8	2,500.	
9	Enter the amount shown below for your filing status. • Married filing jointly—\$400,000 } • All other filing statuses—\$200,000 }	9	400,000.	
10	Subtract line 9 from line 3. • If zero or less, enter -0-. • If more than zero and not a multiple of \$1,000, enter the next multiple of \$1,000. For example, if the result is \$425, enter \$1,000; if the result is \$1,025, enter \$2,000, etc. }	10	0.	
11	Multiply line 10 by 5% (0.05)	11	0.	
12	Is the amount on line 8 more than the amount on line 11?	12	2,500.	
	<input type="checkbox"/> No. STOP. You cannot take the child tax credit, credit for other dependents, or additional child tax credit. Skip Parts II-A and II-B. Enter -0- on lines 14 and 27.			
	<input checked="" type="checkbox"/> Yes. Subtract line 11 from line 8. Enter the result.			
13	Enter the amount from Credit Limit Worksheet A	13	6,133.	
14	Enter the smaller of line 12 or line 13. This is your child tax credit and credit for other dependents	14	2,500.	

Enter this amount on Form 1040, 1040-SR, or 1040-NR, line 19.

If the amount on line 12 is more than the amount on line 14, you may be able to take the **additional child tax credit** on Form 1040, 1040-SR, or 1040-NR, line 28. Complete your Form 1040, 1040-SR, or 1040-NR through line 27 (also complete Schedule 3, line 11) before completing Part II-A.

Part II-A Additional Child Tax Credit for All Filers

Caution: If you file Form 2555, you cannot claim the additional child tax credit.

15	Check this box if you do not want to claim the additional child tax credit. Skip Parts II-A and II-B. Enter -0- on line 27 <input type="checkbox"/>		
16a	Subtract line 14 from line 12. If zero, stop here ; you cannot take the additional child tax credit. Skip Parts II-A and II-B. Enter -0- on line 27	16a	0.
b	Number of qualifying children under 17 with the required social security number: _____ x \$1,600. Enter the result. If zero, stop here ; you cannot claim the additional child tax credit. Skip Parts II-A and II-B. Enter -0- on line 27	16b	
	TIP: The number of children you use for this line is the same as the number of children you used for line 4.		
17	Enter the smaller of line 16a or line 16b	17	
18a	Earned income (see instructions)	18a	
b	Nontaxable combat pay (see instructions)	18b	
19	Is the amount on line 18a more than \$2,500? <input type="checkbox"/> No. Leave line 19 blank and enter -0- on line 20. <input type="checkbox"/> Yes. Subtract \$2,500 from the amount on line 18a. Enter the result	19	
20	Multiply the amount on line 19 by 15% (0.15) and enter the result Next. On line 16b, is the amount \$4,800 or more? <input type="checkbox"/> No. If you are a bona fide resident of Puerto Rico, go to line 21. Otherwise, skip Part II-B and enter the smaller of line 17 or line 20 on line 27. <input type="checkbox"/> Yes. If line 20 is equal to or more than line 17, skip Part II-B and enter the amount from line 17 on line 27. Otherwise, go to line 21.	20	

Part II-B Certain Filers Who Have Three or More Qualifying Children and Bona Fide Residents of Puerto Rico

21	Withheld social security, Medicare, and Additional Medicare taxes from Form(s) W-2, boxes 4 and 6. If married filing jointly, include your spouse's amounts with yours. If your employer withheld or you paid Additional Medicare Tax or tier 1 RRTA taxes, or if you are a bona fide resident of Puerto Rico, see instructions.	21	
22	Enter the total of the amounts from Schedule 1 (Form 1040), line 15; Schedule 2 (Form 1040), line 5; Schedule 2 (Form 1040), line 6; and Schedule 2 (Form 1040), line 13	22	
23	Add lines 21 and 22	23	
24	1040 and 1040-SR filers: Enter the total of the amounts from Form 1040 or 1040-SR, line 27, and Schedule 3 (Form 1040), line 11. } 1040-NR filers: Enter the amount from Schedule 3 (Form 1040), line 11. }	24	
25	Subtract line 24 from line 23. If zero or less, enter -0-	25	
26	Enter the larger of line 20 or line 25 Next, enter the smaller of line 17 or line 26 on line 27.	26	

Part II-C Additional Child Tax Credit

27	This is your additional child tax credit. Enter this amount on Form 1040, 1040-SR, or 1040-NR, line 28	27	
-----------	--	-----------	--

Paid Preparer's Due Diligence Checklist
*Earned Income Credit (EIC), American Opportunity Tax Credit (AOTC),
Child Tax Credit (CTC) (including the Additional Child Tax Credit (ACTC) and
Credit for Other Dependents (ODC)), and Head of Household (HOH) Filing Status*
**To be completed by preparer and filed with Form 1040, 1040-SR, 1040-NR, 1040-PR, or 1040-SS.
Go to www.irs.gov/Form8867 for instructions and the latest information.**

Taxpayer name(s) shown on return PRANAY KUMAR & SWETA SRIVASTAVA	Taxpayer identification number 720-34-9427
Preparer's name SYAM PRIYA RAM SAGAR GUPTA TALLAM	Preparer tax identification number P02082703

Part I Due Diligence Requirements

Please check the appropriate box for the credit(s) and/or HOH filing status claimed on the return and complete the related Parts I-V for the benefit(s) claimed (check all that apply). EIC CTC/ACTC/ODC AOTC HOH

	Yes	No	N/A
1 Did you complete the return based on information for the applicable tax year provided by the taxpayer or reasonably obtained by you?	<input checked="" type="checkbox"/>	<input type="checkbox"/>	
2 If credits are claimed on the return, did you complete the applicable EIC and/or CTC/ACTC/ODC worksheets found in the Form 1040, 1040-SR, 1040-NR, 1040-PR, 1040-SS, or Schedule 8812 (Form 1040) instructions, and/or the AOTC worksheet found in the Form 8863 instructions, or your own worksheet(s) that provides the same information, and all related forms and schedules for each credit claimed?	<input checked="" type="checkbox"/>	<input type="checkbox"/>	<input type="checkbox"/>
3 Did you satisfy the knowledge requirement? To meet the knowledge requirement, you must do both of the following. • Interview the taxpayer, ask questions, and contemporaneously document the taxpayer's responses to determine that the taxpayer is eligible to claim the credit(s) and/or HOH filing status. • Review information to determine that the taxpayer is eligible to claim the credit(s) and/or HOH filing status and to figure the amount(s) of any credit(s)	<input checked="" type="checkbox"/>	<input type="checkbox"/>	
4 Did any information provided by the taxpayer or a third party for use in preparing the return, or information reasonably known to you, appear to be incorrect, incomplete, or inconsistent? (If "Yes," answer questions 4a and 4b. If "No," go to question 5.)	<input type="checkbox"/>	<input checked="" type="checkbox"/>	
a Did you make reasonable inquiries to determine the correct, complete, and consistent information?	<input type="checkbox"/>	<input type="checkbox"/>	
b Did you contemporaneously document your inquiries? (Documentation should include the questions you asked, whom you asked, when you asked, the information that was provided, and the impact the information had on your preparation of the return.)	<input type="checkbox"/>	<input type="checkbox"/>	
5 Did you satisfy the record retention requirement? To meet the record retention requirement, you must keep a copy of your documentation referenced in question 4b, a copy of this Form 8867, a copy of any applicable worksheet(s), a record of how, when, and from whom the information used to prepare Form 8867 and any applicable worksheet(s) was obtained, and a copy of any document(s) provided by the taxpayer that you relied on to determine eligibility for the credit(s) and/or HOH filing status or to figure the amount(s) of the credit(s) List those documents provided by the taxpayer, if any, that you relied on: _____ _____ _____	<input checked="" type="checkbox"/>	<input type="checkbox"/>	
6 Did you ask the taxpayer whether he/she could provide documentation to substantiate eligibility for the credit(s) and/or HOH filing status and the amount(s) of any credit(s) claimed on the return if his/her return is selected for audit?	<input checked="" type="checkbox"/>	<input type="checkbox"/>	
7 Did you ask the taxpayer if any of these credits were disallowed or reduced in a previous year? (If credits were disallowed or reduced, go to question 7a; if not, go to question 8.)	<input checked="" type="checkbox"/>	<input type="checkbox"/>	<input type="checkbox"/>
a Did you complete the required recertification Form 8862?	<input type="checkbox"/>	<input type="checkbox"/>	<input type="checkbox"/>
8 If the taxpayer is reporting self-employment income, did you ask questions to prepare a complete and correct Schedule C (Form 1040)?	<input type="checkbox"/>	<input type="checkbox"/>	<input type="checkbox"/>

Part II Due Diligence Questions for Returns Claiming EIC (If the return does not claim EIC, go to Part III.)

	Yes	No	N/A
9a Have you determined that the taxpayer is eligible to claim the EIC for the number of qualifying children claimed, or is eligible to claim the EIC without a qualifying child? (If the taxpayer is claiming the EIC and does not have a qualifying child, go to question 10.)	<input type="checkbox"/>	<input type="checkbox"/>	
b Did you ask the taxpayer if the child lived with the taxpayer for over half of the year, even if the taxpayer has supported the child the entire year?	<input type="checkbox"/>	<input type="checkbox"/>	
c Did you explain to the taxpayer the rules about claiming the EIC when a child is the qualifying child of more than one person (tiebreaker rules)?	<input type="checkbox"/>	<input type="checkbox"/>	<input type="checkbox"/>

Part III Due Diligence Questions for Returns Claiming CTC/ACTC/ODC (If the return does not claim CTC, ACTC, or ODC, go to Part IV.)

	Yes	No	N/A
10 Have you determined that each qualifying person for the CTC/ACTC/ODC is the taxpayer's dependent who is a citizen, national, or resident of the United States?	<input checked="" type="checkbox"/>	<input type="checkbox"/>	
11 Did you explain to the taxpayer that he/she may not claim the CTC/ACTC if the child has not lived with the taxpayer for over half of the year, even if the taxpayer has supported the child, unless the child's custodial parent has released a claim to exemption for the child?	<input checked="" type="checkbox"/>	<input type="checkbox"/>	<input type="checkbox"/>
12 Did you explain to the taxpayer the rules about claiming the CTC/ACTC/ODC for a child of divorced or separated parents (or parents who live apart), including any requirement to attach a Form 8332 or similar statement to the return?	<input checked="" type="checkbox"/>	<input type="checkbox"/>	<input type="checkbox"/>

Part IV Due Diligence Questions for Returns Claiming AOTC (If the return does not claim AOTC, go to Part V.)

	Yes	No
13 Did the taxpayer provide substantiation for the credit, such as a Form 1098-T and/or receipts for the qualified tuition and related expenses for the claimed AOTC?	<input type="checkbox"/>	<input type="checkbox"/>

Part V Due Diligence Questions for Claiming HOH (If the return does not claim HOH filing status, go to Part VI.)

	Yes	No
14 Have you determined that the taxpayer was unmarried or considered unmarried on the last day of the tax year and provided more than half of the cost of keeping up a home for the year for a qualifying person?	<input type="checkbox"/>	<input type="checkbox"/>

Part VI Eligibility Certification

You will have complied with all due diligence requirements for claiming the applicable credit(s) and/or HOH filing status on the return of the taxpayer identified above if you:

- A. Interview the taxpayer, ask adequate questions, contemporaneously document the taxpayer's responses on the return or in your notes, review adequate information to determine if the taxpayer is eligible to claim the credit(s) and/or HOH filing status and to figure the amount(s) of the credit(s);
- B. Complete this Form 8867 truthfully and accurately and complete the actions described in this checklist for any applicable credit(s) claimed and HOH filing status, if claimed;
- C. Submit Form 8867 in the manner required; **and**
- D. Keep all five of the following records for 3 years from the latest of the dates specified in the Form 8867 instructions under *Document Retention*.
 - 1. A copy of this Form 8867.
 - 2. The applicable worksheet(s) or your own worksheet(s) for any credit(s) claimed.
 - 3. Copies of any documents provided by the taxpayer on which you relied to determine the taxpayer's eligibility for the credit(s) and/or HOH filing status and to figure the amount(s) of the credit(s).
 - 4. A record of how, when, and from whom the information used to prepare this form and the applicable worksheet(s) was obtained.
 - 5. A record of any additional information you relied upon, including questions you asked and the taxpayer's responses, to determine the taxpayer's eligibility for the credit(s) and/or HOH filing status and to figure the amount(s) of the credit(s).

If you have not complied with all due diligence requirements, you may have to pay a penalty for each failure to comply related to a claim of an applicable credit or HOH filing status (see instructions for more information).

	Yes	No
15 Do you certify that all of the answers on this Form 8867 are, to the best of your knowledge, true, correct, and complete?	<input checked="" type="checkbox"/>	<input type="checkbox"/>



Form M-8453 Individual Income Tax Declaration for Electronic Filing

2023
Massachusetts
Department of
Revenue

Please print or type. Privacy Act Notice available upon request. For the year January 1–December 31, 2023.

Your first name and initial PRANAY KUMAR	Last name	Your Social Security number 720349427	
If a joint return, spouse's first name and initial SWETA SRIVASTAVA	Last name	Spouse's Social Security number 023771162	
Present street address (and apartment number) 295 TRUNPIKE ROAD APT NO 509			
City/Town/Post Office WESTBOROUGH	State MA	Zip 01581	Filing status: <input type="radio"/> Single <input type="radio"/> Married filing separately <input checked="" type="radio"/> Married filing jointly <input type="radio"/> Head of household

Part 1. Tax Return Information for Electronic Filing

1 Total 5.0% income (from Form 1, line 10, or Form 1-NR/PY, line 12)	1	82493
2 Income tax after credits (from Form 1, line 32, or Form 1-NR/PY, line 36)	2	3287
3 Massachusetts use tax (from Form 1, line 34, or Form 1-NR/PY, line 38)	3	
4 Massachusetts income tax withheld (from Form 1, line 38, or Form 1-NR/PY, line 42)	4	4935
5 Refund amount (from Form 1, line 53, or Form 1-NR/PY, line 57)	5	2268
6 Tax due (from Form 1, line 54, or Form 1-NR/PY, line 58)	6	

Part 2. Declaration and Signature of Taxpayer

Under pains and penalties of perjury, I declare that I have reviewed the information on my return with the information I have provided to my Electronic Return Originator and that the amounts above agree with the amounts shown on my 2023 Massachusetts return. To the best of my knowledge and belief this information is true, correct and complete. I consent that my return, including this declaration and accompanying schedules, forms and statements be sent to the Massachusetts Department of Revenue by my Electronic Return Originator. I authorize DOR to inform my Electronic Return Originator and/or the transmitter when my electronic return has been accepted. In the event that it is rejected, I authorize DOR to identify the reasons for rejection so that the return can be corrected and re-transmitted. If I have filed a balance due return, I understand that if DOR does not receive full and timely payment of my tax liability, I will remain liable for the tax liability and all applicable penalties and interest.

Your signature	Date	Spouse's signature	Date
----------------	------	--------------------	------

Part 3. Declaration and Signature of Electronic Return Originator (ERO)


I declare that I have reviewed the above taxpayer's return and that the entries on this M-8453 are complete and correct to the best of my knowledge. (Collectors are not responsible for reviewing the taxpayer's return; however, they must ensure that the M-8453 accurately reflects the data on the return.) I have obtained the taxpayer's signature before submitting this return to the Massachusetts Department of Revenue. I have provided the taxpayer with a copy of all forms and information filed with the Massachusetts Department of Revenue. If I am also the paid preparer, under pains and penalties of perjury I declare that I have examined the above taxpayer's return and accompanying schedules and statements and to the best of my knowledge and belief, they are true, correct and complete. I declare that I have verified the taxpayer's proof of account and it agrees with the name(s) shown on this form. This declaration of paid preparer (other than taxpayer) is based on all information of which the preparer has any knowledge. Original Forms M-8453 should not be sent to DOR, but must instead be retained by the ERO on the ERO's business premises for a period of three years from the date the return to which the M-8453 relates was filed.

ERO's signature and SSN or PTIN	Date	EIN		
	02142024	843171965		<input type="radio"/> Fill in if self-employed
Firm name (or yours, if self-employed) and address	City/Town	State	Zip	
GLOBAL TAXES LLC 245 ROONEY CT	E BRUNSWICK	NJ	08816	<input type="radio"/> Fill in if also paid preparer

Part 4. Declaration and Signature of Paid Preparer (if other than ERO)

Under pains and penalties of perjury, I declare that I have examined this return, including accompanying schedules and statements, and to the best of my knowledge and belief it is true, correct and complete. This declaration of paid preparer (other than taxpayer) is based on all information of which the preparer has any knowledge.

Paid preparer's signature and SSN or PTIN	Date	EIN		
P02082703	02142024	843171965		<input type="radio"/> Fill in if self-employed
Firm name (or yours, if self-employed) and address	City/Town	State	Zip	
SIAM PRIYA RAM SAGAR GUPTA TALLAM 245 ROONEY CT	E BRUNSWICK	NJ	08816	



2023 Form 1

MA23001011555

Massachusetts Resident Income Tax Return

FOR FULL YEAR RESIDENTS ONLY

For the year January 1–December 31, 2023 or other taxable

Year beginning

Ending

PRANAY

KUMAR

720349427

SWETA

SRIVASTAVA

023771162

295 TRUNPIKE ROAD

WESTBOROUGH

MA 01581

509

Fill in if: Amended return Other jurisdiction change Enter date of change
Federal amendment Amended return due to IRS BBA Partnership Audit

State Election Campaign Fund:

Fill in if veteran of Operations Enduring Freedom, Iraqi Freedom, Noble Eagle or Sinai Peninsula

Taxpayer deceased

Fill in if under age 18

Fill in if name change

\$1 You \$1 Spouse TOTAL

You Spouse

You Spouse

You Spouse

You Spouse

Fill in if noncustodial parent

Fill in if filing Schedule TDS

Fill in if filing Schedule FCI

Fill in if reporting crypto currency

a. Total federal income 82535

b. Federal adjusted gross income 82535

1. Filing status (select one only):

Single

Married filing jointly

Married filing separate return NRA

Head of household

You are a custodial parent who has released claim to exemption for child(ren)

2. Exemptions

a. Personal exemptions

2a 8800

b. Number of dependents. (Do not include yourself or your spouse.) Enter number 2

x \$1,000 = 2b 2000

c. Age 65 or over before 2024 You + Spouse =

x \$700 = 2c

d. Blindness You + Spouse =

x \$2,200 = 2d

e. Medical/dental

2e

f. Adoption

2f

g. Total exemptions. Add items 2a through 2f. Enter here and on line 18

2g 10800

SIGN HERE. Under penalties of perjury, I declare that to the best of my knowledge and belief this return and enclosures are true, correct and complete.

Your signature


Date

Spouse's signature

Date

774-232-7574

PRIVACY ACT NOTICE AVAILABLE UPON REQUEST




2023 Form 1, pg. 2

MA23001021555
Massachusetts Resident Income Tax Return
720349427

3.	Wages, salaries, tips	3	100694
4.	Taxable pensions and annuities	4	
5.	Mass. bank interest: a.	= 5	
	- b. exemption		
6a.	Business/profession income/loss	6a	
6b.	Farming income/loss	6b	
7.	Rental, royalty and REMIC, partnership, S corp., trust income/loss	7	-18201
8a.	Unemployment	8a	
8b.	Mass. lottery winnings	8b	
9.	Other income from Schedule X, line 7	9	
10.	TOTAL 5.0% INCOME	10	82493
11a.	Amount paid to Soc. Sec. Medicare, R.R., U.S. or Mass. Retirement	11a	2000
11b.	Amount your spouse paid to Soc. Sec., Medicare, R.R., U.S. or Mass. Retirement	11b	
12.	Reserved for future use	12	
13.	Reserved for future use	13	
14.	Rental deduction. a. 19200	÷ 2 = 14	4000
15.	Other deductions from Schedule Y, line 19	15	
16.	Total deductions. Add lines 11 through 15	16	6000
17.	5.0% INCOME AFTER DEDUCTIONS. Subtract line 16 from line 10. Not less than "0"	17	76493
18.	Exemption amount	18	10800
19.	5.0% INCOME AFTER EXEMPTIONS. Subtract line 18 from line 17. Not less than "0"	19	65693
20.	INTEREST AND DIVIDEND INCOME	20	19
21.	TOTAL TAXABLE 5.0% INCOME. Add lines 19 and 20	21	65712
22.	TAX ON 5.0% INCOME. Note: If choosing the optional 5.85% tax rate, fill in and multiply line 21 and the amount in Schedule D, line 21 by .0585	22	3286
23.	INCOME FROM SCHEDULE B. Not less than "0."		
	a. x .085 = 23a		
	b. x .12 = 23b		
	TOTAL TAX ON INCOME FROM SCHEDULE B. Add lines 23a and 23b	23	

BE SURE TO INCLUDE THIS PAGE WITH FORM 1, PAGE 1



2023 Schedule DI

MA23SDI011555

PRANAY

KUMAR

720349427

Schedule DI. Dependent Information

PRANSHI
DAUGHTER

SRIVASTAVA

976922312

Is dependent a qualifying child for earned income credit? 04282017

Is dependent disabled?

PREYANSH
SON

SRIVASTAVA

652299717

Is dependent a qualifying child for earned income credit? 03282022

Is dependent disabled?

Is dependent a qualifying child for earned income credit?

Is dependent disabled?

Is dependent a qualifying child for earned income credit?

Is dependent disabled?

Is dependent a qualifying child for earned income credit?

Is dependent disabled?

Is dependent a qualifying child for earned income credit?

Is dependent disabled?

Is dependent a qualifying child for earned income credit?

Is dependent disabled?

Is dependent a qualifying child for earned income credit?


Is dependent disabled?

Is dependent a qualifying child for earned income credit?

Is dependent disabled?

Is dependent a qualifying child for earned income credit?

Is dependent disabled?



2023 Schedule B

MA23010011555

PRANAY

KUMAR


720349427

Part 1. Interest and Dividend Income

1. Total interest income	1	
2. Total ordinary dividends	2	19
3. Other interest and dividends not included above	3	
4. Total interest and dividends	4	19
5. Total interest from Massachusetts banks	5	
6a. Other interest and dividends to be excluded	6a	
6b. Part-year/Nonresidents only	6b	
7. Subtotal	7	19
8. Allowable deductions from your trade or business	8	
9. Subtotal	9	19

Part 2. Short-Term Capital Gains/Losses and Long-Term Gains on Collectibles

10. Massachusetts short-term capital gains	10	
11. Massachusetts long-term capital gains on collectibles and pre-1996 installment sales	11	
12. Massachusetts gain on the sale, exchange or involuntary conversion of property used in a trade or business and held for one year or less	12	
13a. Add lines 10 through 12	13a	
13b. Part-year/Nonresidents only	13b	
13c. Subtract line 13b from line 13a. Not less than 0	13c	
14. Allowable deductions from your trade or business	14	
15. Subtotal	15	
16. Massachusetts short-term capital losses	16	
17. Massachusetts loss on the sale, exchange or involuntary conversion of property used in a trade or business and held for one year or less	17	
18. Prior short-term unused losses for years beginning after 1981	18	




2023 Schedule B, pg. 2

720349427 MA23010021555

19a.	Combine lines 15 through 18	19a
19b.	Part-year/Nonresidents only	19b
19c.	Exclude line 19b losses from line 19a	19c
20.	Short-term losses applied against interest and dividends	20
21.	Available short-term losses	21
22.	Short-term losses applied against long-term gains	22
23.	Short-term losses available for carryover in 2024	23
24.	Short-term gains and long-term gains on collectibles	24
25.	Long-term losses applied against short-term gain	25
26.	Subtotal	26
27.	Long-term gains deduction	27
28.	Short-term gains after long-term gains deduction	28

Part 3. Adjusted Gross Interest, Dividends, Short-Term Capital Gains and Long-Term Gains on Collectibles

29.	Enter the amount from line 9	29	19
30.	Short-term losses applied against interest and dividends	30	
31.	Subtotal interest and dividends	31	19
32.	Long-term losses applied against interest and dividends	32	
33.	Adjusted interest and dividends	33	19
34.	Enter the amount from line 28	34	
35.	Adjusted gross interest, dividends and certain capital gains	35	19
36.	Excess exemptions	36	
37.	Subtract line 36 from line 35	37	19
38.	Interest and dividends taxable at 5.0%	38	19
39.	Total taxable 8.5% and 12% capital gains	39	
40.	Available short-term losses for carryover in 2024	40	



2023 Schedule D

MA23012011555
Long-Term Capital Gains and Losses
Excluding Collectibles


PRANAY

KUMAR

720349427

Part 1. Long-Term Capital Gains and Losses, Excluding Collectibles

1. Enter amounts from U.S. Schedule D, lines 8a and 8b, col. h	1	23
2. Enter amounts from U.S. Schedule D, line 9, col. h	2	
3. Enter amounts from U.S. Schedule D, line 10, col. h	3	
4. Enter amounts from U.S. Schedule D, line 11, col. h	4	
5. Enter amounts from U.S. Schedule D, line 12, col. h	5	
6. Enter amounts from U.S. Schedule D, line 13, col. h.	6	
7. Massachusetts long-term capital gains and losses included in U.S. Form 4797, Part II	7	
8. Carryover losses from prior years	8	
9. Combine lines 1 through 8	9	23
10a. Massachusetts adjustments	10a	
10b. Part-year/Nonresidents only	10b	
10c. Combine lines 10a and 10b	10c	
11. Massachusetts capital gains and losses	11	23
12. Long-term gains on collectibles and pre-1996 installment sales	12	
13. Subtotal	13	23
14. Capital losses applied against capital gains	14	
15. Subtotal	15	23
16. Long-term capital losses applied against interest and dividends	16	
17. Subtotal	17	23
18. Allowable deductions from your trade or business	18	
19. Subtotal	19	23
20. Excess exemptions	20	
21. Taxable long-term capital gains	21	23
22. Tax on long-term capital gains	22	1
23. Massachusetts available losses for carryover	23	



2023 Schedule INC

MA23INC011555

PRANAY

KUMAR

720349427

Form W-2 and 1099 Information


A. FEDERAL ID NUMBER	B. STATE TAX WITHHELD	C. STATE WAGES/INCOME	D. TAXPAYER SS WITHHELD	E. SPOUSE SS WITHHELD	F. SOURCE OF WITHHOLDING
980429806	4935	100694	7703		W2

TOTALS

4935

100694

7703



2023 Schedule HC

MA23029011555

Schedule HC, Health Care Information, must be completed by all full-year residents and certain part-year residents (see instructions).

Note: Schedule HC must be enclosed with your Form 1 or Form 1-NR/PY. Failure to do so will delay the processing of your return.

PRANAY

KUMAR

720349427

1a. Date of birth 07251986 1b. Spouse's date of birth 05151987 1c. Family size 4

2. Federal adjusted gross income 2 82535

3. Indicate the time period that you were enrolled in a Minimum Creditable Coverage (MCC) health insurance plan(s). The Form MA 1099-HC from your insurer will indicate whether your insurance met MCC requirements. Note: MassHealth, Medicare, and health coverage for U.S. Military, including Veterans Administration and Tri-Care, meet the MCC requirements. If you did not receive a Form MA 1099-HC from your insurer, or you had insurance that did not meet MCC requirements, see the special section on MCC requirements in the instructions.

See instructions if, during 2023, you turned 18, you were a part-year resident or a taxpayer was deceased. If you filled in the full-year or part-year MCC oval, go to line 4. If you filled in No MCC/None, go to line 6.

3a You:	<input checked="" type="checkbox"/> Full-year MCC	<input type="checkbox"/> Part-year MCC	<input type="checkbox"/> No MCC/None
3a Spouse:	<input checked="" type="checkbox"/> Full-year MCC	<input type="checkbox"/> Part-year MCC	<input type="checkbox"/> No MCC/None

4. Indicate the health insurance plan(s) that met the Minimum Creditable Coverage (MCC) requirements in which you were enrolled in 2023, as shown on Form MA 1099-HC (check all that apply). If you did not receive this form, fill in line(s) 4f and/or 4g and see instructions. Fill in if you were enrolled in private insurance and MassHealth or Commonwealth Care and enter your private insurance information in line(s) 4f and/or 4g and go to line 5.


4a. Private insurance, including ConnectorCare (completes line(s) 4f and/or 4g below)	<input type="checkbox"/> You	<input type="checkbox"/> Spouse
4b. MassHealth. Fill in and go to line 5	<input checked="" type="checkbox"/> You	<input checked="" type="checkbox"/> Spouse
4c. Medicare (including a replacement or supplemental plan). Fill in and go to line 5	<input type="checkbox"/> You	<input type="checkbox"/> Spouse
4d. U.S. Military (including Veterans Administration and Tri-Care). Fill in and go to line 5	<input type="checkbox"/> You	<input type="checkbox"/> Spouse
4e. Other program (enter the program name(s) only in lines 4f and/or 4g below). Note: Health Safety Net is not considered insurance or minimum creditable coverage.	<input type="checkbox"/> You	<input type="checkbox"/> Spouse

4f. Your Health Insurance. Complete if you answered line(s) 4a or 4e and go to line 5.

4g. Spouse Health Insurance. Complete if you answered line(s) 4a or 4e and go to line 5.

5. If you had health insurance that met MCC requirements for the full-year, including private insurance, MassHealth, Commonwealth Care or ConnectorCare, you are not subject to a penalty. Skip the remainder of this schedule and continue completing your tax return. Other wise, go to line 6.

If you had Medicare (including a replacement or supplemental plan), U.S. Military (including Veterans Administration and Tri-Care), or other government insurance at any point during 2023, you are not subject to a penalty. Skip the remainder of this schedule and continue completing your tax return. Otherwise, go to line 6.



2023 Schedule HC, pg. 2

720349427 MA23029021555

You might be eligible for low- or no-cost health insurance coverage.

If you (and/or your spouse, if married filing jointly) do not have health insurance coverage, you might be eligible for health insurance coverage programs made available by the Commonwealth of Massachusetts. By filling in the oval below, you authorize DOR to share information from your tax return and attached schedules with the Health Connector. If you are married filing jointly, both spouses must check the box for the Health Connector to receive all of your information. The Health Connector will assess your eligibility for those coverage options, including low- or no-cost coverage, and contact you with information. See instructions.

You: I authorize DOR to share this tax return including attached schedules with the Massachusetts Health Connector for the purpose of assessing my eligibility for insurance affordability programs and contacting me with information about the same.

Spouse: I authorize DOR to share this tax return including attached schedules with the Massachusetts Health Connector for the purpose of assessing my eligibility for insurance affordability programs and contacting me with information about the same.

Your Health Insurance

6. Was your income in 2023 at or below 150% of the federal poverty level? 6 Yes No

If you answer Yes, you are not subject to a penalty in 2023. Skip the remainder of this schedule and complete your tax return. If you answer No and you were enrolled in a health insurance plan that met the MCC requirements for part, but not all, of 2023, go to line 7. If you answer No and you had no insurance or you were enrolled in a plan that did not meet the MCC requirements during the period that the mandate applied, go to line 8a.

7. Complete this section **only if** you, and/or your spouse if married filing jointly, were enrolled in a health insurance plan(s) that met the Minimum Creditable Coverage (MCC) requirements for part, but not all of 2023. Fill in below the months that met the MCC requirements, as shown on Form MA 1099-HC. If you did not receive this form, fill in the months you were covered by a plan that met the MCC requirements at least **15 days or more**. If, during 2023, you **turned 18**, you were a **part-year resident** or a taxpayer was **deceased**, fill in the oval(s) below for the month(s) that met the MCC requirements during the period that the mandate applied. See instructions.

You may only fill in the month(s) you had health insurance that met MCC requirements. If you had health insurance, but it did not meet MCC requirements, you must skip this section and go to line 8a.

Months Covered By Health Insurance

You:	Jan.	Feb.	March	April	May	June	July	Aug.	Sept.	Oct.	Nov.	Dec.
Spouse:	Jan.	Feb.	March	April	May	June	July	Aug.	Sept.	Oct.	Nov.	Dec.

If you had four or more consecutive months either with no insurance or insurance that did not meet the MCC requirements (four or more blank months in a row), go to line 8a. Otherwise, a penalty does not apply to you in 2023. Skip the remainder of this schedule and complete your tax return.

Religious Exemption and Certificate of Exemption

8a. **Religious exemption:** Are you claiming an exemption from the requirement to purchase health insurance based on your sincerely held religious beliefs that cause you to object to substantially all forms of treatment covered by health insurance? 8a You Yes No
Spouse Yes No


If you answer Yes, go to line 8b. If you answer No, go to line 9.

8b. If you are claiming a religious exemption in line 8a, did you receive medical health care during the 2023 tax year? 8b You Yes No
Spouse Yes No

If you answer No to line 8b, skip the remainder of this schedule and continue completing your tax return. If you answer Yes to line 8b, go to line 9.

9. **Certificate of exemption:** Have you obtained a Certificate of Exemption issued by the Massachusetts Health Connector for the 2023 tax year? 9 You Yes No
Spouse Yes No

If you answer Yes, enter the certificate number, skip the remainder of this schedule and continue completing your tax return. If you answer No to line 9, go to line 10.



2023 Schedule HC, pg. 3

MA23029031555

PRANAY

KUMAR

720349427

Affordability as Determined By State Guidelines

Note: This section will require the use of worksheets and tables found in the instructions. You must complete the worksheet(s) to determine if health insurance was affordable to you during the 2023 tax year.

10. Did your employer offer affordable health insurance that met minimum creditable coverage requirements as determined by completing the Schedule HC Worksheet for Line 10 in the instructions?	10 You	Yes	No
	Spouse	Yes	No

Fill in No if your employer did not offer health insurance that met minimum creditable coverage requirements, you were not eligible for health insurance offered by your employer, you were self-employed or you were unemployed.

11. Were you eligible for government-subsidized health insurance as determined by completing the Schedule HC Worksheet for Line 11 in the instructions?	11 You	Yes	No
	Spouse	Yes	No

If you answer No, go to line 12. If you answer Yes, go to the Health Care Penalty Worksheet in the instructions to calculate your penalty amount.

12. Were you able to purchase affordable private health insurance that met minimum creditable coverage requirements as determined by completing the Schedule HC Worksheet for Line 12 in the instructions?	12 You	Yes	No
	Spouse	Yes	No

If you answer No, you are not subject to a penalty. Continue completing your tax return. If you answer Yes, go to the Health Care Penalty Worksheet in the instructions to calculate your penalty amount.

Complete Only If You Are Filing An Appeal

You must complete the Health Care Penalty Worksheet to determine your penalty amount before completing this section.


You may have grounds to appeal if you were unable to obtain affordable insurance that meets the minimum creditable coverage requirements in 2023 due to a hardship or other circumstances. The grounds for appeal are explained in more detail in the instructions. If you believe you have grounds for appealing the penalty, fill in the field(s) below. The appeal will be heard by the Massachusetts Health Connector. By filling in the field below, you (or your spouse if married filing jointly) are authorizing DOR to share information from your tax return, including this schedule, with the Massachusetts Health Connector for purposes of deciding your appeal.

You will receive a follow-up letter asking you to state your grounds for appeal in writing, and submit supporting documentation. Failure to respond to that letter within the time specified in the letter will lead to dismissal of your appeal and will result in a future assessment of a penalty. Once your documentation is received, it will be reviewed by the Massachusetts Health Connector and you may be required to attend a hearing on your case. You will be required to file your claims under the pains and penalties of perjury.

Note: If you are filing an appeal, make sure you have calculated the penalty amount that you are appealing, but do not assess yourself or enter a penalty amount on your Form 1 or Form 1-NR/PY. Also, do not include any hardship documentation with your original return. You will be required to submit substantiating hardship documentation at a later date during the appeal process.

You: I wish to appeal the penalty. I authorize DOR to share this tax return including this schedule with the Massachusetts Health Connector for purposes of deciding this appeal.

Spouse: I wish to appeal the penalty. I authorize DOR to share this tax return including this schedule with the Massachusetts Health Connector for purposes of deciding this appeal.



2023 Schedule E

MA23013041555

PRANAY

KUMAR

720349427


Income or Loss from Real Estate and Royalties

Income

1. Rents received	1	647
2. Royalties received	2	

Expenses

3. Advertising	3	
4. Auto and travel	4	
5. Cleaning and maintenance	5	3796
6. Commissions	6	
7. Insurance	7	
8. Legal and other professional fees	8	
9. Management fees	9	3242
10. Mortgage interest paid to banks, etc.	10	
11. Other interest	11	
12. Repairs	12	2910
13. Supplies	13	2833
14. Taxes	14	
15. Utilities	15	3625
16. Other expenses	16	
17. Add lines 3 through 16	17	16406
18. Depreciation expense or depletion	18	2442
19. Total expenses. Add lines 17 and 18	19	18848
20. Income or loss from rental real estate or royalty properties	20	-18201
21. Deductible rental real estate loss	21	-18201
22. Income. Enter positive amounts shown on line 20	22	
23. Losses. Add royalty losses from line 20 and real estate losses from line 21	23	-18201
24. Rental real estate and royalty income or loss	24	-18201



2023 Schedule E, pg. 2

MA23013051555

720349427

Income or Loss from Partnerships and S Corporations


25. Passive loss allowed	25
26. Passive income	26
27. Non-passive loss	27
28. Section 179 expense deduction	28
29. Non-passive income	29
30. Combine lines 26 and 29	30
31. Combine lines 25, 27 and 28	31
32. Partnership and S corporation income or loss. Combine lines 30 and 31	32
33. Interest (other than MA banks) and dividends if included in line 32	33
34. Interest from Massachusetts banks if included in line 32	34
35. Total income or loss from partnerships and S corporations	35
36. Check if you are reporting any loss not allowed in a prior year due to the at-risk, or basis limitations; a prior year disallowed loss from a passive activity (was not reported on U.S. Form 8582) or un-reimbursed partnership expenses	

Income or Loss from Estates and Trusts

37. Passive deduction or loss allowed	37
38. Passive income	38
39. Non-passive deduction or loss	39
40. Non-passive other income	40
41. Add lines 38 and 40	41
42. Add lines 37 and 39	42
43. Estate and trust income or loss. Combine lines 41 and 42	43
44. Estate or non-grantor-type trust income	44
45. Grantor-type trust and non-Massachusetts estate and trust income	45
46. Interest and dividends if included in line 45	46
47. Adjustments to 5.0% income	47
48. Subtotal. Combine lines 46 and 47	48
49. Income or loss from grantor type and non-Mass estates and trusts	49

Income or Loss from REMICs

50. Excess inclusion	50
51. Taxable income or loss	51
52. Income	52
53. Combine lines 51 and 52	53



2023 Schedule E, pg. 3

MA23013061555


720349427

Farm Income

54. Net farm rental income or loss 54

Summary

55. Income or loss. Combine lines 24, 35, 49, 53 and 54	55	-18201
56. Massachusetts differences Enclose statements	56	
57. Abandoned building renovation deduction	57	
58. Total income or loss. Combine lines 55 through 57	58	-18201



2023 Schedule E-1

MA23013011555

PRANAY KUMAR 720349427

B3-104, BHARAT CITY
B3-104, BHARAT CITY INDRAPRAST YOJNA

Check one: Real estate Royalty Rental property used for short-term rentals

Income or Loss from Real Estate and Royalties

Income

1. Rents received	1	647
2. Royalties received	2	

Expenses

3. Advertising	3	
4. Auto and travel	4	
5. Cleaning and maintenance	5	3796
6. Commissions	6	
7. Insurance	7	
8. Legal and other professional fees	8	
9. Management fees	9	3242
10. Mortgage interest paid to banks, etc	10	
11. Other interest	11	
12. Repairs	12	2910
13. Supplies	13	2833
14. Taxes	14	
15. Utilities	15	3625
16. Other expenses	16	
17. Add lines 3 through 16	17	16406
18. Depreciation expense or depletion	18	2442
19. Total expenses. Add lines 17 and 18	19	18848
20. Income or loss from rental real estate or royalty properties	20	-18201
21. Deductible rental real estate loss	21	-18201
22. Income. Enter positive amounts shown on line 20	22	
23. Losses. Enter royalty losses from line 20 or rental real estate loss from line 21	23	-18201
24. Rental real estate and royalty income or loss	24	-18201
25. Check if this rental property was used by you or your family for more than 14 days or more than 10 percent of the total number of days that the property was rented at fair market value		