



Illinois Department of Revenue  
**2023 Form IL-1040**  
 Individual Income Tax Return

or for fiscal year ending \_\_\_/\_\_\_/\_\_\_

**Step 1: Personal Information** Enter personal information and Social Security numbers (SSN). You must provide the entire SSN(s) - no partial SSN.

**A**

850-26-1484 1997  
 VENKATA LAKSHMI SRAV KANDIBANDA



1891 MCKELVEY HILL DR 312  
 Maryland Heights MO 63043

LAKSHMISRAVYA171@GMAIL.COM

**B Filing status:**  Single  Married filing jointly  Married filing separately  Widowed  Head of household

**C Check** if someone can claim you, or your spouse if filing jointly, as a dependent. See instructions.  You  Spouse

**D Check** the box if this applies to you during 2023:  Nonresident - **Attach** Sch. NR  Part-year resident - **Attach** Sch. NR

**Step 2: Income**

(Whole dollars only)

<b>1</b> Federal adjusted gross income from your federal Form 1040 or 1040-SR, Line 11.	<b>1</b> 28,522.00
<b>2</b> Federally tax-exempt interest and dividend income from your federal Form 1040 or 1040-SR, Line 2a.	<b>2</b> .00
<b>3</b> Other additions. <b>Attach</b> Schedule M.	<b>3</b> .00
<b>4 Total income.</b> Add Lines 1 through 3.	<b>4</b> 28,522.00

**Step 3: Base Income**

<b>5</b> Social Security benefits and certain retirement plan income received if included in Line 1. <b>Attach</b> Page 1 of federal return.	<b>5</b> .00
<b>6</b> Illinois Income Tax overpayment included in federal Form 1040 or 1040-SR, Schedule 1, Ln. 1.	<b>6</b> .00
<b>7</b> Other subtractions. <b>Attach</b> Schedule M.	<b>7</b> .00
<b>8</b> Add Lines 5, 6, and 7. This is the total of your subtractions.	<b>8</b> .00
<b>9 Illinois base income.</b> Subtract Line 8 from Line 4.	<b>9</b> 28,522.00

**Step 4: Exemptions - See instructions for income limitations**

<b>10 a</b> Enter the exemption amount for yourself and your spouse. <b>See instructions.</b>	<b>a</b> 2,425.00
<b>b Check</b> if 65 or older: <input type="checkbox"/> You + <input type="checkbox"/> Spouse # of checkboxes <b>X</b> \$1,000 =	<b>b</b> .00
<b>c Check</b> if legally blind: <input type="checkbox"/> You + <input type="checkbox"/> Spouse # of checkboxes <b>X</b> \$1,000 =	<b>c</b> .00
<b>d</b> If you are claiming dependents, enter the amount from Schedule IL-E/EIC, Step 2, Line 1. <b>Attach</b> Schedule IL-E/EIC.	<b>d</b> 0.00
<b>Exemption allowance.</b> Add Lines 10a through 10d.	<b>10</b> 2,425.00

**Step 5: Net Income and Tax**

<b>11 Residents: Net income.</b> Subtract Line 10 from Line 9. <b>Nonresidents and part-year residents:</b> Enter the <b>Illinois net income</b> from Schedule NR. <b>Attach</b> Schedule NR.	<b>11</b> 9,698.00
<b>12 Residents:</b> Multiply Line 11 by 4.95% (.0495). Cannot be less than zero. <b>Nonresidents and part-year residents:</b> Enter the tax from Schedule NR.	<b>12</b> 480.00
<b>13</b> Recapture of investment tax credits. <b>Attach</b> Schedule 4255.	<b>13</b> .00
<b>14 Income tax.</b> Add Lines 12 and 13. Cannot be less than zero.	<b>14</b> 480.00

**Step 6: Tax After Nonrefundable Credits**

<b>15</b> Income tax paid to another state while an Illinois resident. <b>Attach</b> Schedule CR.	<b>15</b> .00
<b>16</b> Property tax, K-12 education expense, and volunteer emergency worker credit amount from Schedule ICR. <b>Attach</b> Schedule ICR.	<b>16</b> .00
<b>17</b> Credit amount from Schedule 1299-C. <b>Attach</b> Schedule 1299-C.	<b>17</b> .00
<b>18</b> Add Lines 15, 16, and 17. This is the total of your credits. Cannot exceed the tax amount on Line 14.	<b>18</b> 0.00
<b>19 Tax after nonrefundable credits.</b> Subtract Line 18 from Line 14.	<b>19</b> 480.00

**Step 7: Other Taxes**

<b>20</b> Household employment tax. See instructions.	<b>20</b> .00
<b>21</b> Use tax on internet, mail order, or other out-of-state purchases from UT Worksheet or UT Table in the instructions. <b>Do not</b> leave blank.	<b>21</b> 0.00
<b>22</b> Compassionate Use of Medical Cannabis Program Act and sale of assets by gaming licensee surcharges.	<b>22</b> .00
<b>23 Total Tax.</b> Add Lines 19, 20, 21, and 22.	<b>23</b> 480.00

Staple W-2 and 1099 forms here

Staple your check and IL-1040-V





24 Total tax from Page 1, Line 23. 24 480.00

Step 8: Payments and Refundable Credit

25 Illinois Income Tax withheld. Attach Schedule IL-WIT. 25 525.00
26 Estimated payments from Forms IL-1040-ES and IL-505-I, including any overpayment applied from a prior year return. 26 .00
27 Pass-through withholding. Attach Schedule K-1-P or K-1-T. 27 .00
28 Pass-through entity tax credit. Attach Schedule K-1-P or K-1-T. 28 .00
29 Earned Income Credit from Schedule IL-E/EIC, Step 4, Line 9. Attach Schedule IL-E/EIC. 29 .00
30 Total payments and refundable credit. Add Lines 25 through 29. 30 525.00

Step 9: Total

31 If Line 30 is greater than Line 24, subtract Line 24 from Line 30. 31 45.00
32 If Line 24 is greater than Line 30, subtract Line 30 from Line 24. 32 .00

Step 10: Underpayment of Estimated Tax Penalty and Donations

33 Late-payment penalty for underpayment of estimated tax. 33 .00
a Check if at least two-thirds of your federal gross income is from farming.
b Check if you or your spouse are 65 or older and permanently living in a nursing home.
c Check if your income was not received evenly during the year and you annualized your income on Form IL-2210. Attach Form IL-2210.
d Check if you were not required to file an Illinois Individual Income Tax return in the previous tax year.
34 Voluntary charitable donations. Attach Schedule G. 34 .00
35 Total penalty and donations. Add Lines 33 and 34. 35 .00

Step 11: Refund or Amount you owe

36 If you have an amount on Line 31 and this amount is greater than Line 35, subtract Line 35 from Line 31. This is your overpayment. 36 45.00
37 Amount from Line 36 you want refunded to you. Check one box on Line 38. See instructions. 37 45.00
38 I choose to receive my refund by
a direct deposit - Complete the information below if you check this box.

You may also contribute to college savings funds here. See instructions!
Routing number 0 8 1 2 0 2 7 5 9 X Checking or Savings
Account number 1 9 9 3 7 9 5 9 6 6 0 4

b paper check.
39 Amount to be credited forward. Subtract Line 37 from Line 36. See instructions. 39 .00
40 If you have an amount on Line 32, add Lines 32 and 35. If you have an amount on Line 31, and this amount is less than Line 35, subtract Line 31 from Line 35. If Lines 31 and 32 are blank (zero), enter the amount from Line 35. This is the amount you owe. See instructions. 40 .00

Step 12: Health Insurance Checkbox and Signature

41 Check this box and include your email address in Step 1 if IDOR may share your income information with other Illinois state agencies in order to determine your eligibility for health insurance benefits. See instructions for more information.

Signature - Note: If this is a joint return, both you and your spouse must sign below. Under penalties of perjury, I state that I have examined this return, and to the best of my knowledge, it is true, correct, and complete.

Table with 6 columns: Sign Here, Your signature, Date (mm/dd/yyyy), Spouse's signature, Date (mm/dd/yyyy), Daytime phone number. Includes fields for Paid Preparer Use Only (Print/Type paid preparer's name, Signature, Date, Firm's name, Address, FEIN, Phone) and Third Party Designee (Designee's name, phone number).

Refer to the 2023 IL-1040 Instructions for the address to mail your return.



Illinois Department of Revenue  
**2023 Schedule NR**  
 Attach to your Form IL-1040

**Nonresident and Part-Year Resident  
 Computation of Illinois Tax**

IL Attachment No. 2

VENKATA LAKSHMI SRAV KANDIBANDA  
 Your name as shown on your Form IL-1040

8 5 0 - 2 6 - 1 4 8 4  
 Your Social Security number

**Step 1: Provide the following information**

- Were you, or your spouse if "married filing jointly," a full-year resident of Illinois during the tax year?  
 Yes  No If you answered "Yes," you cannot use this form (see instructions).
- If you, or your spouse if "married filing jointly," were a part-year resident during the tax year, tell us your residency dates for 2023.
  - I lived in **Illinois** from    /    / 23 to    /    / 23 I lived in \_\_\_\_\_ from    /    / 23 to    /    / 23  
 Month Day Year Month Day Year State Month Day Year Month Day Year
  - My spouse lived in **Illinois** from    /    / 23 to    /    / 23, and \_\_\_\_\_ from    /    / 23 to    /    / 23  
 Month Day Year Month Day Year State Month Day Year Month Day Year
- If you were a resident of any of the states listed below during the tax year, if you were in Illinois only to accompany your spouse who was in the military, or if you elected to use your service member spouse's state of residence for tax purposes, check the appropriate box.  
 Iowa  Kentucky  Michigan  Wisconsin  Military Spouse
- List any state other than Illinois or any states already indicated on Line 2 or 3 above, that you claimed residency for tax purposes in 2023. Enter the two-letter abbreviation of that state.  
 \_\_\_\_\_

**Step 2: Complete Form IL-1040**

Complete Lines 1 through 10 of your Form IL-1040, Individual Income Tax Return, as if you were a full-year Illinois resident. Then, complete the remainder of this schedule following the instructions for your residency. **Attach Schedule NR to your Form IL-1040.**

**Step 3: Figure the Illinois portion of your federal adjusted gross income**

Enter the amounts from your federal return in Column A. Before completing Column B, read the Column B instructions.

	Column A Federal Total	Column B Illinois Portion
5 Wages, salaries, tips, etc. (federal Form 1040 or 1040-SR, Line 1z)	5 <u>28,522.00</u>	<u>10,600.00</u>
6 Taxable interest (federal Form 1040 or 1040-SR, Line 2b)	6 <u>.00</u>	<u>.00</u>
7 Ordinary dividends (federal Form 1040 or 1040-SR, Line 3b)	7 <u>.00</u>	<u>.00</u>
8 Taxable refunds, credits, or offsets of state and local income taxes (federal Form 1040 or 1040-SR, Schedule 1, Line 1)	8 <u>.00</u>	<u>.00</u>
9 Alimony received (federal Form 1040 or 1040-SR, Schedule 1, Line 2a)	9 <u>.00</u>	<u>.00</u>
10 Business income or loss (federal Form 1040 or 1040-SR, Schedule 1, Line 3)	10 <u>.00</u>	<u>.00</u>
11 Capital gain or loss (federal Form 1040 or 1040-SR, Line 7)	11 <u>.00</u>	<u>.00</u>
12 Other gains or losses (federal Form 1040 or 1040-SR, Schedule 1, Line 4)	12 <u>.00</u>	<u>.00</u>
13 Taxable IRA distributions (federal Form 1040 or 1040-SR, Line 4b)	13 <u>.00</u>	<u>.00</u>
14 Pensions and annuities (federal Form 1040 or 1040-SR, Line 5b)	14 <u>.00</u>	<u>.00</u>
15 Rental real estate, royalties, partnerships, S corporations, trusts, etc. (federal Form 1040 or 1040-SR, Schedule 1, Line 5)	15 <u>.00</u>	<u>.00</u>
16 Farm income or loss (federal Form 1040 or 1040-SR, Schedule 1, Line 6)	16 <u>.00</u>	<u>.00</u>
17 Unemployment compensation (federal Form 1040 or 1040-SR, Schedule 1, Line 7)	17 <u>.00</u>	<u>.00</u>
18 Taxable Social Security benefits (federal Form 1040 or 1040-SR, Line 6b)	18 <u>.00</u>	<u>.00</u>
19 Other income. See instructions. (federal Form 1040 or 1040-SR, Schedule 1, Line 9) Include winnings from the <b>Illinois State Lottery</b> as Illinois income in Column B.	19 <u>.00</u>	<u>.00</u>
20 Add Column B, Lines 5 through 19. This is the Illinois portion of your federal total income.	20 <u>10,600.00</u>	<u>10,600.00</u>

Continue with Step 3 on Page 2 →



**Step 3: Continued - Adjustments to Income**

	Column A Federal Total	Column B Illinois Portion
21 Enter the Illinois portion of your federal total income from Page 1, Step 3, Line 20.	21	10,600.00
22 Educator expenses (federal Form 1040 or 1040-SR, Schedule 1, Line 11)	22 .00	.00
23 Certain business expenses of reservists, performing artists, and fee-basis government officials (federal Form 1040 or 1040-SR, Schedule 1, Line 12)	23 .00	.00
24 Health savings account deduction (federal Form 1040 or 1040-SR, Schedule 1, Line 13)	24 .00	.00
25 Moving expenses for members of the Armed Forces (federal Form 1040 or 1040-SR, Schedule 1, Line 14)	25 .00	.00
26 Deductible part of self-employment tax (federal Form 1040 or 1040-SR, Schedule 1, Line 15)	26 .00	.00
27 Self-employed SEP, SIMPLE, and qualified plans (federal Form 1040 or 1040-SR, Schedule 1, Line 16)	27 .00	.00
28 Self-employed health insurance deduction (federal Form 1040 or 1040-SR, Schedule 1, Line 17)	28 .00	.00
29 Penalty on early withdrawal of savings (federal Form 1040 or 1040-SR, Schedule 1, Line 18)	29 .00	.00
30 Alimony paid (federal Form 1040 or 1040-SR, Schedule 1, Line 19a)	30 .00	.00
31 IRA deduction (federal Form 1040 or 1040-SR, Schedule 1, Line 20)	31 .00	.00
32 Student loan interest deduction (federal Form 1040 or 1040-SR, Schedule 1, Line 21)	32 .00	.00
33 RESERVED	33	
34 Archer MSA deduction (federal Form 1040 or 1040-SR, Schedule 1, Line 23)	34 .00	.00
35 Other adjustments (see instructions)	35 .00	.00
36 Add Column B, Lines 22 through 35. This is the Illinois portion of your federal adjustments to income.	36	.00
37 Enter your adjusted gross income as reported on your Form IL-1040, Line 1.	37 28,522.00	
38 Subtract Line 36 from Line 21. This is the Illinois portion of your federal adjusted gross income.	38	10,600.00

**Step 4: Figure your Illinois additions and subtractions**

*In Column A, enter the total amounts from your Form IL-1040. You must read the instructions for Column B to properly complete this step.*

	Column A Form IL-1040 Total	Column B Illinois Portion
39 Federally tax-exempt interest and dividend income (Form IL-1040, Line 2)	39 .00	.00
40 Other additions (Form IL-1040, Line 3)	40 .00	.00
41 Add Column B, Lines 38, 39, and 40. This is the Illinois portion of your total income.	41	10,600.00
42 Federally taxed Social Security and retirement income (Form IL-1040, Line 5)	42 .00	.00
43 Illinois Income Tax overpayment included on your fed. Form 1040 or 1040-SR, Schedule 1, Line 1. (Form IL-1040, Line 6)	43 .00	.00
44 Other subtractions (Form IL-1040, Line 7)	44 .00	.00
45 Add Column B, Lines 42 through 44. This is the total of your Illinois subtractions.	45	.00

**Step 5: Figure your Illinois income and tax**

46 Subtract Line 45 from Line 41. If Line 45 is larger than Line 41, enter zero. This is your Illinois base income. If Line 46 is zero, skip Lines 47 through 51, and enter "0" on Line 52.	46	10,600.00
47 Enter the base income from Form IL-1040, Line 9.	47 28,522.00	
48 Divide Line 46 by Line 47 (round to three decimal places). Enter the appropriate decimal. If Line 46 is greater than Line 47, enter 1.000.	48 0.372	
49 Enter your exemption allowance from your Form IL-1040, Line 10.	49 2,425.00	
50 Multiply Line 49 by the decimal on Line 48. This is your Illinois exemption allowance.	50	902.00
51 Subtract Line 50 from Line 46. This is your <b>Illinois net income</b> . Enter the amount here and on your Form IL-1040, Line 11. →	51	9,698.00
52 Multiply the amount on Line 51 by 4.95% (.0495). This amount may not be less than zero. Enter the amount here and on your Form IL-1040, Line 12. This is your <b>tax</b> . →	52	480.00



Illinois Department of Revenue

# 2023 Schedule IL-WIT Illinois Income Tax Withheld

Attach to your Form IL-1040. If you have more than five withholding forms, complete multiple copies of this schedule. IL Attachment No. 31

Use the reference for Column A shown in the chart below.

Form Type	Letter Code for Column A	Form Type	Letter Code for Column A
W-2	W	1099-DIV	D
W-2G	WG	1099-INT	I
1099-R	R	1042-S	S
1099-G	G	1099-B	B
1099-MISC	M	1099-K	K
1099-OID	O	1099-NEC	N

### Step 1: Provide your withholding records (include all W-2 and 1099 forms that show Illinois withholding)

VENKATA LAKSHMI SRAV KANDIBANDA

Your name as shown on Form IL-1040

8 5 0 - 2 6 - 1 4 8 4  
Your Social Security number

Column A Form type	Column B Employer/Payer Identification Number	Column C Federal Wages, Winnings, Gross Distributions, Compensation, etc.	Column D Illinois Wages, Winnings, Gross Distributions, Compensation, etc.	Column E Illinois Income Tax Withheld
1 W	3878-9313	\$ 28,522.00	\$ 10,600.00	\$ 525.00
2		\$ .00	\$ .00	\$ .00
3		\$ .00	\$ .00	\$ .00
4		\$ .00	\$ .00	\$ .00
5		\$ .00	\$ .00	\$ .00

### Step 2: Provide spouse's withholding records (include all W-2 and 1099 forms that show Illinois withholding)

Your spouse's name as shown on Form IL-1040

Your spouse's Social Security number

Column A Form type	Column B Employer/Payer Identification Number	Column C Federal Wages, Winnings, Gross Distributions, Compensation, etc.	Column D Illinois Wages, Winnings, Gross Distributions, Compensation, etc.	Column E Illinois Income Tax Withheld
6		\$ .00	\$ .00	\$ .00
7		\$ .00	\$ .00	\$ .00
8		\$ .00	\$ .00	\$ .00
9		\$ .00	\$ .00	\$ .00
10		\$ .00	\$ .00	\$ .00

### Step 3: Total Illinois withholding

11 Add the amounts in Column E for Lines 1 through 10 (and the amounts from Column E of any additional copies you attached). This is the total amount of your Illinois income tax withheld.

Enter this amount here and on Form IL-1040, Line 25.

11 \$ 525.00

➔ Attach all Schedules IL-WIT to your IL-1040. ➔



Illinois Department of Revenue

Submission ID

2023 IL-8453 Illinois Individual Income Tax Electronic Filing Declaration

(Do not mail Form IL-8453 to the Illinois Department of Revenue unless it is requested for review.)

Step 1: Provide taxpayer information

VENKATA LAKSHMI SRAV KANDIBANDA 8 5 0 - 2 6 - 1 4 8 4
First name and middle initial Spouse's first name (and last name if different) Last name Social Security number
1891 MCKELVEY HILL DR 312
Mailing address
Maryland Heights MO 63043 (260) 221-7846
City State ZIP Daytime phone number

Step 2: Complete information from tax return

Choose one: [X] IL-1040 [ ] IL-1040-X

1 Net income from Form IL-1040 or IL-1040-X, Line 11 1 9,698 | 00
2 Tax from Form IL-1040 or IL-1040-X, Line 14 2 480 | 00
3 Illinois Income Tax withheld from Form IL-1040 or IL-1040-X, Line 25 only (enter "0" if none) 3 525 | 00
4 Overpayment from Form IL-1040, Line 36 or IL-1040-X, Line 35 4 45 | 00
5 Total amount due from Form IL-1040, Line 40 or IL-1040-X, Line 38 5 | 00
6 Filing status: [X] Single [ ] Married filing jointly [ ] Married filing separately [ ] Widowed [ ] Head of household

Step 3: Complete direct deposit of refund or electronic funds withdrawal information (Optional)

To initiate a payment or refund transaction, the information in this Step must be included within the electronic transmission. Illinois does not support international ACH transactions. IDOR will only perform direct transactions (e.g., debit, deposit) with financial institutions located within the United States or those not funded by international funds. Electronic payments will not be accepted and refunds will be via paper check.

7 Routing no. (RN): 0 8 1 2 0 2 7 5 9
8 Account no. (AN): 1 9 9 3 7 9 5 9 6 6 0 4
9 Type of account: [X] Checking [ ] Savings
10 Date the payment is to be electronically withdrawn: / /
11 Electronic funds withdrawal amount: | 00
12 Name on account:

Step 4: Taxpayer declaration and signature (Sign only after completing Step 2 and, if applicable, Step 3.)

- [X] I consent that my refund may be directly deposited as designated in Step 3 and declare the information on Lines 7 through 9 is correct. If I have filed a joint return, this is an irrevocable appointment of the other spouse as an agent to receive the refund.
[ ] I authorize the Illinois Department of Revenue (IDOR) and its designated financial agent to initiate an ACH electronic funds withdrawal as designated in the electronic portion of my 2023 Illinois Original or Amended Individual Income Tax return. I authorize the financial institutions involved in the processing of an electronic overpayment of taxes to receive confidential information necessary to answer inquiries and resolve issues related to the payment.
[ ] I do not want direct deposit of my refund, or an electronic funds withdrawal (direct debit) of my balance due.

Under penalties of perjury, I declare the information on my electronic Form IL-1040 or IL-1040-X and the information I provided to my electronic return originator (ERO) are identical. To the best of my knowledge, my return is true, correct, and complete. I consent that my return, this declaration, and accompanying information may be sent to IDOR by my ERO. I authorize IDOR to inform my ERO and/or the transmitter when my return has been accepted or rejected. If rejected, I authorize IDOR to identify the reason(s) so the return may be corrected and retransmitted if possible.

Sign here Your signature Date Spouse's signature (if joint return, both must sign) Date

Step 5: Electronic return originator (ERO) and paid preparer declaration and signature

I declare that I have examined this taxpayer's electronic Form IL-1040 or IL-1040-X, the information on this Form IL-8453, and accompanying information. I have followed all requirements of this program and declare, under penalties of perjury, that to the best of my knowledge the taxpayer's return and accompanying information are true, correct, and complete.

ERO's signature Date 02/15/2024 Check if paid preparer: [X] (See instructions.)
GLOBAL TAXES LLC Date
Firm's name or your name if self-employed Your PTIN P 0 2 0 8 2 7 0 3
245 ROONEY CT Mailing address Federal employer identification number (FEIN) 8 4 - 3 1 7 1 9 6 5
E BRUNSWICK NJ 08816 (678) 965-9522
City State ZIP Daytime phone number

Step 6: Attach required documents (e.g., W-2 forms, 1099 forms, IL-1310).

Do not mail Form IL-8453 and these documents unless requested for review.





# Form M-8453 Individual Income Tax Declaration for Electronic Filing

**2023**  
**Massachusetts**  
**Department of**  
**Revenue**

Please print or type. Privacy Act Notice available upon request. For the year January 1–December 31, 2023.

Your first name and initial VENKATA LAKSHMI SRAV KANDIBANDA	Last name	Your Social Security number 850261484
If a joint return, spouse's first name and initial	Last name	Spouse's Social Security number
Present street address (and apartment number) 1891 MCKELVEY HILL DR APT NO 312		
City/Town/Post Office MARYLAND HEIGHTS	State MO	Zip 63043
Filing status: <input checked="" type="radio"/> Single <input type="radio"/> Married filing jointly <input type="radio"/> Married filing separately <input type="radio"/> Head of household		

### Part 1. Tax Return Information for Electronic Filing

1 Total 5.0% income (from Form 1, line 10, or Form 1-NR/PY, line 12) . . . . .	<b>1</b>	28522
2 Income tax after credits (from Form 1, line 32, or Form 1-NR/PY, line 36) . . . . .	<b>2</b>	758
3 Massachusetts use tax (from Form 1, line 34, or Form 1-NR/PY, line 38) . . . . .	<b>3</b>	
4 Massachusetts income tax withheld (from Form 1, line 38, or Form 1-NR/PY, line 42) . . . . .	<b>4</b>	896
5 Refund amount (from Form 1, line 53, or Form 1-NR/PY, line 57) . . . . .	<b>5</b>	138
6 Tax due (from Form 1, line 54, or Form 1-NR/PY, line 58) . . . . .	<b>6</b>	

### Part 2. Declaration and Signature of Taxpayer

Under pains and penalties of perjury, I declare that I have reviewed the information on my return with the information I have provided to my Electronic Return Originator and that the amounts above agree with the amounts shown on my 2023 Massachusetts return. To the best of my knowledge and belief this information is true, correct and complete. I consent that my return, including this declaration and accompanying schedules, forms and statements be sent to the Massachusetts Department of Revenue by my Electronic Return Originator. I authorize DOR to inform my Electronic Return Originator and/or the transmitter when my electronic return has been accepted. In the event that it is rejected, I authorize DOR to identify the reasons for rejection so that the return can be corrected and re-transmitted. If I have filed a balance due return, I understand that if DOR does not receive full and timely payment of my tax liability, I will remain liable for the tax liability and all applicable penalties and interest.

Your signature	Date	Spouse's signature	Date
----------------	------	--------------------	------

### Part 3. Declaration and Signature of Electronic Return Originator (ERO)


I declare that I have reviewed the above taxpayer's return and that the entries on this M-8453 are complete and correct to the best of my knowledge. (Collectors are not responsible for reviewing the taxpayer's return; however, they must ensure that the M-8453 accurately reflects the data on the return.) I have obtained the taxpayer's signature before submitting this return to the Massachusetts Department of Revenue. I have provided the taxpayer with a copy of all forms and information filed with the Massachusetts Department of Revenue. If I am also the paid preparer, under pains and penalties of perjury I declare that I have examined the above taxpayer's return and accompanying schedules and statements and to the best of my knowledge and belief, they are true, correct and complete. I declare that I have verified the taxpayer's proof of account and it agrees with the name(s) shown on this form. This declaration of paid preparer (other than taxpayer) is based on all information of which the preparer has any knowledge. Original Forms M-8453 should not be sent to DOR, but must instead be retained by the ERO on the ERO's business premises for a period of three years from the date the return to which the M-8453 relates was filed.

ERO's signature and SSN or PTIN	Date	EIN	<input type="radio"/> Fill in if self-employed
	02152024	843171965	
Firm name (or yours, if self-employed) and address	City/Town	State	Zip
GLOBAL TAXES LLC 245 ROONEY CT	E BRUNSWICK	NJ	08816
			<input type="radio"/> Fill in if also paid preparer

### Part 4. Declaration and Signature of Paid Preparer (if other than ERO)

Under pains and penalties of perjury, I declare that I have examined this return, including accompanying schedules and statements, and to the best of my knowledge and belief it is true, correct and complete. This declaration of paid preparer (other than taxpayer) is based on all information of which the preparer has any knowledge.

Paid preparer's signature and SSN or PTIN	Date	EIN	<input type="radio"/> Fill in if self-employed
P02082703	02152024	843171965	
Firm name (or yours, if self-employed) and address	City/Town	State	Zip
SYAM PRIYA RAM SAGAR GUPTA TALLAM 245 ROONEY CT	E BRUNSWICK	NJ	08816



# 2023 Form 1

MA23001011555

## Massachusetts Resident Income Tax Return

FOR FULL YEAR RESIDENTS ONLY

For the year January 1–December 31, 2023 or other taxable

Year beginning

Ending

VENKATA LAKSHMI

KANDIBANDA

850261484

1891 MCKELVEY HILL DR

MARYLAND HEIGHTS

MO 63043

312

Fill in if: Amended return Other jurisdiction change Enter date of change  
Federal amendment Amended return due to IRS BBA Partnership Audit

### State Election Campaign Fund:

Fill in if veteran of Operations Enduring Freedom, Iraqi Freedom, Noble Eagle or Sinai Peninsula

Taxpayer deceased

Fill in if under age 18

Fill in if name change

a. Total federal income 28522  
b. Federal adjusted gross income 28522

1. Filing status (select one only):
- Single
  - Married filing jointly
  - Married filing separate return NRA
  - Head of household You are a custodial parent who has released claim to exemption for child(ren)

\$1 You	\$1 Spouse	TOTAL
You	Spouse	
You	Spouse	
You	Spouse	
You	Spouse	
Fill in if noncustodial parent		
Fill in if filing Schedule TDS		
Fill in if filing Schedule FCI		
Fill in if reporting crypto currency		

### 2. Exemptions

- |   |                |                       |      |
|---|----------------|-----------------------|------|
| a. Personal exemptions  |                | <b>2a</b>             | 4400 |
| b. Number of dependents. (Do not include yourself or your spouse.) Enter number |                | x \$1,000 = <b>2b</b> |      |
| c. Age 65 or over before 2024   | You + Spouse = | x \$700 = <b>2c</b>   |      |
| d. Blindness  | You + Spouse = | x \$2,200 = <b>2d</b> |      |
| e. Medical/dental   |                | <b>2e</b>             |      |
| f. Adoption   |                | <b>2f</b>             |      |
| g. Total exemptions. Add items 2a through 2f. Enter here and on line 18         |                | <b>2g</b>             | 4400 |

**SIGN HERE. Under penalties of perjury, I declare that to the best of my knowledge and belief this return and enclosures are true, correct and complete.**

Your signature

Date


Spouse's signature

Date

260-221-7846

PRIVACY ACT NOTICE AVAILABLE UPON REQUEST





## 2023 Form 1, pg. 2


MA23001021555

Massachusetts Resident Income Tax Return

850261484

3. Wages, salaries, tips	3	28522
4. Taxable pensions and annuities	4	
5. Mass. bank interest: a. <span style="margin-left: 150px;">- b. exemption</span>	= 5	
6a. Business/profession income/loss	6a	
6b. Farming income/loss	6b	
7. Rental, royalty and REMIC, partnership, S corp., trust income/loss	7	
8a. Unemployment	8a	
8b. Mass. lottery winnings	8b	
9. Other income from Schedule X, line 7	9	
10. <b>TOTAL 5.0% INCOME</b>	10	28522
11a. Amount paid to Soc. Sec. Medicare, R.R., U.S. or Mass. Retirement	11a	
11b. Amount your spouse paid to Soc. Sec., Medicare, R.R., U.S. or Mass. Retirement	11b	
12. Reserved for future use	12	
13. Reserved for future use	13	
14. Rental deduction. a.	÷ 2 = 14	
15. Other deductions from Schedule Y, line 19	15	
16. <b>Total deductions.</b> Add lines 11 through 15	16	
17. <b>5.0% INCOME AFTER DEDUCTIONS.</b> Subtract line 16 from line 10. Not less than "0"	17	28522
18. Exemption amount	18	4400
19. <b>5.0% INCOME AFTER EXEMPTIONS.</b> Subtract line 18 from line 17. Not less than "0"	19	24122
20. <b>INTEREST AND DIVIDEND INCOME</b>	20	
21. <b>TOTAL TAXABLE 5.0% INCOME.</b> Add lines 19 and 20	21	24122
22. <b>TAX ON 5.0% INCOME.</b> Note: If choosing the optional 5.85% tax rate, fill in and multiply line 21 and the amount in Schedule D, line 21 by .0585	22	1206
23. <b>INCOME FROM SCHEDULE B.</b> Not less than "0."		
a. <span style="margin-left: 150px;">x .085 = 23a</span>		
b. <span style="margin-left: 150px;">x .12 = 23b</span>		
<b>TOTAL TAX ON INCOME FROM SCHEDULE B.</b> Add lines 23a and 23b	23	


BE SURE TO INCLUDE THIS PAGE WITH FORM 1, PAGE 1



**2023 Form 1, pg. 3**

MA23001031555  
 Massachusetts Resident Income Tax Return  
 850261484

<b>24. TAX ON LONG-TERM CAPITAL GAINS. Not less than "0."</b> Fill in if filing Schedule D-IS				<b>24</b>
Fill in if any excess exemptions were used in calculating lines 20, 23 or 24				
<b>25.</b> Credit recapture amount (from Credit Recapture Schedule)				<b>25</b>
<b>26.</b> Additional tax on installment sale				<b>26</b>
<b>27.</b> If you qualify for No Tax Status, fill in and enter "0" on line 28				
<b>28. TOTAL INCOME TAX.</b>				
a. Income tax. Add lines 22 through 26	28a	1206		
b. 4% Surtax. (from Schedule 4% Surtax, line 7)	28b			
c. Total tax. Add lines 28a and 28b			<b>28</b>	1206
<b>29.</b> Limited Income Credit			<b>29</b>	
<b>30.</b> Income tax due to another state or jurisdiction			<b>30</b>	448
<b>31.</b> Other credits from Credit Manager Schedule			<b>31</b>	
<b>32. INCOME TAX AFTER CREDITS.</b> Subtract the total of lines 29 through 31 from line 28. <b>Not less than "0"</b>			<b>32</b>	758
<b>33. Voluntary Contributions</b>				
a. Endangered Wildlife Conservation			<b>33a</b>	
b. Organ Transplant Fund			<b>33b</b>	
c. Massachusetts Public Health HIV and Hepatitis Fund			<b>33c</b>	
d. Massachusetts U.S. Olympic Fund			<b>33d</b>	
e. Massachusetts Military Family Relief Fund			<b>33e</b>	
f. Homeless Animal Prevention and Care			<b>33f</b>	
Total. Add lines 33a through 33f			<b>33</b>	
<b>34.</b> Use tax due on Internet, mail order and other out-of-state purchases			<b>34</b>	
<b>35.</b> Health care penalty   a. You                                + b. Spouse			<b>35</b>	
<b>36. Amended return only.</b> Overpayment from original return			<b>36</b>	
<b>37. INCOME TAX AFTER CREDITS PLUS CONTRIBUTIONS AND USE TAX.</b> Add lines 32 through 36			<b>37</b>	758
<b>38. a.</b> Massachusetts income tax withheld from Form(s) W-2	38a	896		
b. Massachusetts income tax withheld from Form(s) 1099	38b			
c. Massachusetts income tax withheld from other forms	38c			
Total. Add lines 38a through 38c			<b>38</b>	896



2023 Form 1, pg. 4

MA23001041555
Massachusetts Resident Income Tax Return
850261484

Table with 3 columns: Description, Amount, and Total. Rows include 39-53 covering various credits and taxes like Earned Income Credit, Senior Circuit Breaker Credit, and Total Refundable Credits.

Direct deposit of refund. Type of account X checking savings
RTN # 081202759 account # 199379596604

54. Tax due. Pay online at www.mass.gov/dor/payonline. Mail to: Mass. DOR, PO Box 7003, Boston, MA 02204
Interest Penalty M-2210 amt. 54 EX enclose Form M-2210

May the Department of Revenue discuss this return with the preparer shown here?

I do not want preparer to file my return electronically

Print paid preparer's name
SYAM PRIYA RAM SAGAR GUPTA TALLAM

Paid preparer's signature

SYAM PRIYA RAM SAGAR GUPTA TALLAM

(this may delay your refund)


Date Check if self-employed

02152024
Paid preparer's phone
678-965-9522

Paid preparer's

SSN/PTIN P02082703
Paid preparer's EIN
84-3171965

BE SURE TO INCLUDE THIS PAGE WITH FORM 1, PAGE 1



## 2023 Schedule OJC

MA23655011555

Income Tax Paid to Other Jurisdictions

VENKATA LAKS KANDIBANDA

850261484

Two-letter

state or

jurisdiction

postal code


IL

Amount of income on  
which you paid taxes

10600

Total tax due before credits,  
W-2 withholding and payments

480



**2023 Schedule INC**

MA23INC011555

VENKATA LAKSHMI

KANDIBANDA

850261484


**Form W-2 and 1099 Information**

A. FEDERAL ID NUMBER	B. STATE TAX WITHHELD	C. STATE WAGES/INCOME	D. TAXPAYER SS WITHHELD	E. SPOUSE SS WITHHELD	F. SOURCE OF WITHHOLDING
043481560	896	17922			W2

TOTALS

896

17922



# 2023 Schedule HC

MA23029011555

Schedule HC, Health Care Information, must be completed by all full-year residents and certain part-year residents (see instructions).

**Note:** Schedule HC must be enclosed with your Form 1 or Form 1-NR/PY. Failure to do so will delay the processing of your return.

VENKATA LAKSHMI KANDIBANDA 850261484

1a. Date of birth 07211997 1b. Spouse's date of birth 1c. Family size 1  
2. Federal adjusted gross income 2 28522

3. Indicate the time period that you were enrolled in a Minimum Creditable Coverage (MCC) health insurance plan(s). The Form MA 1099-HC from your insurer will indicate whether your insurance met MCC requirements. Note: MassHealth, Medicare, and health coverage for U.S. Military, including Veterans Administration and Tri-Care, meet the MCC requirements. If you did not receive a Form MA 1099-HC from your insurer, or you had insurance that did not meet MCC requirements, see the special section on MCC requirements in the instructions.

See instructions if, during 2023, you turned 18, you were a part-year resident or a taxpayer was deceased. If you filled in the full-year or part-year MCC oval, go to line 4. If you filled in No MCC/None, go to line 6.

3a You:	<input checked="" type="checkbox"/> Full-year MCC	Part-year MCC	No MCC/None
3a Spouse:	Full-year MCC	Part-year MCC	No MCC/None

4. Indicate the health insurance plan(s) that met the Minimum Creditable Coverage (MCC) requirements in which you were enrolled in 2023, as shown on Form MA 1099-HC (check all that apply). If you did not receive this form, fill in line(s) 4f and/or 4g and see instructions. Fill in if you were enrolled in private insurance and MassHealth or Commonwealth Care and enter your private insurance information in line(s) 4f and/or 4g and go to line 5.


4a. Private insurance, including ConnectorCare (completes line(s) 4f and/or 4g below)	You	Spouse
4b. MassHealth. Fill in and go to line 5	<input checked="" type="checkbox"/> You	Spouse
4c. Medicare (including a replacement or supplemental plan). Fill in and go to line 5	You	Spouse
4d. U.S. Military (including Veterans Administration and Tri-Care). Fill in and go to line 5	You	Spouse
4e. Other program (enter the program name(s) only in lines 4f and/or 4g below). Note: Health Safety Net is not considered insurance or minimum creditable coverage.	You	Spouse

4f. Your Health Insurance. Complete if you answered line(s) 4a or 4e and go to line 5.

4g. Spouse Health Insurance. Complete if you answered line(s) 4a or 4e and go to line 5.

5. If you had health insurance that met MCC requirements for the full-year, including private insurance, MassHealth, Commonwealth Care or ConnectorCare, you are not subject to a penalty. Skip the remainder of this schedule and continue completing your tax return. Other wise, go to line 6.

If you had Medicare (including a replacement or supplemental plan), U.S. Military (including Veterans Administration and Tri-Care), or other government insurance at any point during 2023, you are not subject to a penalty. Skip the remainder of this schedule and continue completing your tax return. Otherwise, go to line 6.



## 2023 Schedule HC, pg. 2

850261484 MA23029021555

### You might be eligible for low- or no-cost health insurance coverage.

If you (and/or your spouse, if married filing jointly) do not have health insurance coverage, you might be eligible for health insurance coverage programs made available by the Commonwealth of Massachusetts. By filling in the oval below, you authorize DOR to share information from your tax return and attached schedules with the Health Connector. If you are married filing jointly, both spouses must check the box for the Health Connector to receive all of your information. The Health Connector will assess your eligibility for those coverage options, including low- or no-cost coverage, and contact you with information. See instructions.

You: I authorize DOR to share this tax return including attached schedules with the Massachusetts Health Connector for the purpose of assessing my eligibility for insurance affordability programs and contacting me with information about the same.

Spouse: I authorize DOR to share this tax return including attached schedules with the Massachusetts Health Connector for the purpose of assessing my eligibility for insurance affordability programs and contacting me with information about the same.

### Your Health Insurance

6. Was your income in 2023 at or below 150% of the federal poverty level? 6 Yes No

If you answer Yes, you are not subject to a penalty in 2023. Skip the remainder of this schedule and complete your tax return. If you answer No and you were enrolled in a health insurance plan that met the MCC requirements for part, but not all, of 2023, go to line 7. If you answer No and you had no insurance or you were enrolled in a plan that did not meet the MCC requirements during the period that the mandate applied, go to line 8a.

7. Complete this section **only if** you, and/or your spouse if married filing jointly, were enrolled in a health insurance plan(s) that met the Minimum Creditable Coverage (MCC) requirements for part, but not all of 2023. Fill in below the months that met the MCC requirements, as shown on Form MA 1099-HC. If you did not receive this form, fill in the months you were covered by a plan that met the MCC requirements at least **15 days or more**. If, during 2023, you **turned 18**, you were a **part-year resident** or a taxpayer was **deceased**, fill in the oval(s) below for the month(s) that met the MCC requirements during the period that the mandate applied. See instructions.

You may only fill in the month(s) you had health insurance that met MCC requirements. If you had health insurance, but it did not meet MCC requirements, you must skip this section and go to line 8a.

### Months Covered By Health Insurance

You:	Jan.	Feb.	March	April	May	June	July	Aug.	Sept.	Oct.	Nov.	Dec.
Spouse:	Jan.	Feb.	March	April	May	June	July	Aug.	Sept.	Oct.	Nov.	Dec.

If you had four or more consecutive months either with no insurance or insurance that did not meet the MCC requirements (four or more blank months in a row), go to line 8a. Otherwise, a penalty does not apply to you in 2023. Skip the remainder of this schedule and complete your tax return.

### Religious Exemption and Certificate of Exemption

**8a. Religious exemption:** Are you claiming an exemption from the requirement to purchase health insurance based on your sincerely held religious beliefs that cause you to object to substantially all forms of treatment covered by health insurance? 8a You Yes No  
Spouse Yes No


If you answer Yes, go to line 8b. If you answer No, go to line 9.

**8b.** If you are claiming a religious exemption in line 8a, did you receive medical health care during the 2023 tax year? 8b You Yes No  
Spouse Yes No

If you answer No to line 8b, skip the remainder of this schedule and continue completing your tax return. If you answer Yes to line 8b, go to line 9.

**9. Certificate of exemption:** Have you obtained a Certificate of Exemption issued by the Massachusetts Health Connector for the 2023 tax year? 9 You Yes No  
Spouse Yes No

If you answer Yes, enter the certificate number, skip the remainder of this schedule and continue completing your tax return. If you answer No to line 9, go to line 10.



# 2023 Schedule HC, pg. 3

MA23029031555

VENKATA LAKSHMI

KANDIBANDA

850261484

## Affordability as Determined By State Guidelines

**Note:** This section will require the use of worksheets and tables found in the instructions. You must complete the worksheet(s) to determine if health insurance was affordable to you during the 2023 tax year.

<b>10.</b> Did your employer offer affordable health insurance that met minimum creditable coverage requirements as determined by completing the Schedule HC Worksheet for Line 10 in the instructions?	<b>10</b> You	Yes	No
	Spouse	Yes	No

Fill in No if your employer did not offer health insurance that met minimum creditable coverage requirements, you were not eligible for health insurance offered by your employer, you were self-employed or you were unemployed.

<b>11.</b> Were you eligible for government-subsidized health insurance as determined by completing the Schedule HC Worksheet for Line 11 in the instructions?	<b>11</b> You	Yes	No
	Spouse	Yes	No

If you answer No, go to line 12. If you answer Yes, go to the Health Care Penalty Worksheet in the instructions to calculate your penalty amount.

<b>12.</b> Were you able to purchase affordable private health insurance that met minimum creditable coverage requirements as determined by completing the Schedule HC Worksheet for Line 12 in the instructions?	<b>12</b> You	Yes	No
	Spouse	Yes	No

If you answer No, you are not subject to a penalty. Continue completing your tax return. If you answer Yes, go to the Health Care Penalty Worksheet in the instructions to calculate your penalty amount.

## Complete Only If You Are Filing An Appeal

**You must complete the Health Care Penalty Worksheet to determine your penalty amount before completing this section.**

You may have grounds to appeal if you were unable to obtain affordable insurance that meets the minimum creditable coverage requirements in 2023 due to a hardship or other circumstances. The grounds for appeal are explained in more detail in the instructions. If you believe you have grounds for appealing the penalty, fill in the field(s) below. The appeal will be heard by the Massachusetts Health Connector. By filling in the field below, you (or your spouse if married filing jointly) are authorizing DOR to share information from your tax return, including this schedule, with the Massachusetts Health Connector for purposes of deciding your appeal.

**You will receive a follow-up letter asking you to state your grounds for appeal in writing, and submit supporting documentation. Failure to respond to that letter within the time specified in the letter will lead to dismissal of your appeal and will result in a future assessment of a penalty.** Once your documentation is received, it will be reviewed by the Massachusetts Health Connector and you may be required to attend a hearing on your case. You will be required to file your claims under the pains and penalties of perjury.

**Note:** If you are filing an appeal, make sure you have calculated the penalty amount that you are appealing, but do not assess yourself or enter a penalty amount on your Form 1 or Form 1-NR/PY. Also, do not include any hardship documentation with your original return. You will be required to submit substantiating hardship documentation at a later date during the appeal process.

You: I wish to appeal the penalty. I authorize DOR to share this tax return including this schedule with the Massachusetts Health Connector for purposes of deciding this appeal.

Spouse: I wish to appeal the penalty. I authorize DOR to share this tax return including this schedule with the Massachusetts Health Connector for purposes of deciding this appeal.