

IRS e-file Signature Authorization

▶ ERO must obtain and retain completed Form 8879.
▶ Go to www.irs.gov/Form8879 for the latest information.

Submission Identification Number (SID) ▶

Taxpayer's name SANDEEP GONDIL	Social security number 845-63-5914
Spouse's name PRIYANKA SANDEEP GONDIL	Spouse's social security number 873-80-4217

Part I Tax Return Information – Tax Year Ending December 31, 2023 (Enter year you are authorizing.)

Enter whole dollars only on lines 1 through 5.

Note: Form 1040-SS filers use line 4 only. Leave lines 1, 2, 3, and 5 blank.

1 Adjusted gross income	1	134,415.
2 Total tax	2	4,083.
3 Federal income tax withheld from Form(s) W-2 and Form(s) 1099	3	9,855.
4 Amount you want refunded to you	4	5,772.
5 Amount you owe	5	

Part II Taxpayer Declaration and Signature Authorization (Be sure you get and keep a copy of your return)

Under penalties of perjury, I declare that I have examined a copy of the income tax return (original or amended) I am now authorizing, and to the best of my knowledge and belief, it is true, correct, and complete. I further declare that the amounts in Part I above are the amounts from the income tax return (original or amended) I am now authorizing. I consent to allow my intermediate service provider, transmitter, or electronic return originator (ERO) to send my return to the IRS and to receive from the IRS (a) an acknowledgement of receipt or reason for rejection of the transmission, (b) the reason for any delay in processing the return or refund, and (c) the date of any refund. If applicable, I authorize the U.S. Treasury and its designated Financial Agent to initiate an ACH electronic funds withdrawal (direct debit) entry to the financial institution account indicated in the tax preparation software for payment of my federal taxes owed on this return and/or a payment of estimated tax, and the financial institution to debit the entry to this account. This authorization is to remain in full force and effect until I notify the U.S. Treasury Financial Agent to terminate the authorization. To revoke (cancel) a payment, I must contact the U.S. Treasury Financial Agent at 1-888-353-4537. Payment cancellation requests must be received no later than 2 business days prior to the payment (settlement) date. I also authorize the financial institutions involved in the processing of the electronic payment of taxes to receive confidential information necessary to answer inquiries and resolve issues related to the payment. I further acknowledge that the personal identification number (PIN) below is my signature for the income tax return (original or amended) I am now authorizing and, if applicable, my Electronic Funds Withdrawal Consent.

Taxpayer's PIN: check one box only

I authorize GLOBAL TAXES LLC to enter or generate my PIN

3	5	9	1	4
---	---	---	---	---

 as my signature on the income tax return (original or amended) I am now authorizing.

I will enter my PIN as my signature on the income tax return (original or amended) I am now authorizing. Check this box **only** if you are entering your own PIN **and** your return is filed using the Practitioner PIN method. The ERO must complete Part III below.

Your signature ▶  Date ▶ 02/20/2024

Spouse's PIN: check one box only

I authorize GLOBAL TAXES LLC to enter or generate my PIN

0	4	2	1	7
---	---	---	---	---

 as my signature on the income tax return (original or amended) I am now authorizing.

I will enter my PIN as my signature on the income tax return (original or amended) I am now authorizing. Check this box **only** if you are entering your own PIN **and** your return is filed using the Practitioner PIN method. The ERO must complete Part III below.

Spouse's signature ▶  Date ▶ 02/20/2024

Practitioner PIN Method Returns Only—continue below

Part III Certification and Authentication – Practitioner PIN Method Only

ERO's EFIN/PIN. Enter your six-digit EFIN followed by your five-digit self-selected PIN.

2	2	2	4	9	6	0	8	2	7	1
---	---	---	---	---	---	---	---	---	---	---

 Don't enter all zeros

I certify that the above numeric entry is my PIN, which is my signature for the electronic individual income tax return (original or amended) I am now authorized to file for tax year indicated above for the taxpayer(s) indicated above. I confirm that I am submitting this return in accordance with the requirements of the Practitioner PIN method and **Pub. 1345**, Handbook for Authorized IRS e-file Providers of Individual Income Tax Returns.

ERO's signature ▶ _____ Date ▶ _____

**ERO Must Retain This Form – See Instructions
Don't Submit This Form to the IRS Unless Requested To Do So**

For the year Jan. 1–Dec. 31, 2023, or other tax year beginning , 2023, ending , 20 See separate instructions.

Your first name and middle initial SANDEEP Last name GONDIL Your social security number 845 63 5914

If joint return, spouse's first name and middle initial PRIYANKA SANDEEP Last name GONDIL Spouse's social security number 873 80 4217

Home address (number and street). If you have a P.O. box, see instructions. 39B READING ROAD Apt. no. Presidential Election Campaign

City, town, or post office. If you have a foreign address, also complete spaces below. EDISON State NJ ZIP code 08817 Check here if you, or your spouse if filing jointly, want \$3 to go to this fund. Checking a box below will not change your tax or refund.

Foreign country name Foreign province/state/county Foreign postal code You Spouse

Filing Status Single Married filing jointly (even if only one had income) Married filing separately (MFS) Head of household (HOH) Qualifying surviving spouse (QSS)

Digital Assets At any time during 2023, did you: (a) receive (as a reward, award, or payment for property or services); or (b) sell, exchange, or otherwise dispose of a digital asset (or a financial interest in a digital asset)? (See instructions.) Yes No

Standard Deduction Someone can claim: You as a dependent Your spouse as a dependent Spouse itemizes on a separate return or you were a dual-status alien

Age/Blindness You: Were born before January 2, 1959 Are blind Spouse: Was born before January 2, 1959 Is blind

Table with 6 columns: (1) First name, Last name, (2) Social security number, (3) Relationship to you, (4) Check the box if qualifies for (see instructions): Child tax credit, Credit for other dependents. Rows include IRA and REVA.

Income table with columns 1a-1z and 1a-1z. Rows include Total amount from Form(s) W-2, Household employee wages, Tip income, Medicaid waiver payments, Taxable dependent care benefits, Employer-provided adoption benefits, Wages from Form 8919, Other earned income, Nontaxable combat pay election, Add lines 1a through 1h.

Table with columns 2a-2b, 3a-3b, 4a-4b, 5a-5b, 6a-6b. Rows include Tax-exempt interest, Qualified dividends, IRA distributions, Pensions and annuities, Social security benefits, Taxable interest, Ordinary dividends, Taxable amount.

Table with columns 7-15. Rows include Capital gain or (loss), Additional income from Schedule 1, Add lines 1z, 2b, 3b, 4b, 5b, 6b, 7, and 8. This is your total income, Adjustments to income from Schedule 1, Subtract line 10 from line 9. This is your adjusted gross income, Standard deduction or itemized deductions (from Schedule A), Qualified business income deduction from Form 8995 or Form 8995-A, Add lines 12 and 13, Subtract line 14 from line 11. If zero or less, enter -0-. This is your taxable income.

Table with columns for line numbers (16-24), descriptions (Tax and Credits), and amounts. Total tax is 4,083.

Table for Payments (lines 25-33). Includes federal income tax withheld (9,855) and total payments (9,855).

Table for Refund (lines 34-36). Shows overpaid amount (5,772) and amount applied to 2024 tax (36).

Table for Amount You Owe (lines 37-38). Shows amount you owe (37) and estimated tax penalty (38).

Third Party Designee section with checkboxes for Yes/No and fields for name, phone, and PIN.

Sign Here section with signature lines for taxpayer and spouse, occupation fields, and date fields.

Paid Preparer Use Only section with fields for preparer name, signature, date, PTIN, firm name, address, and phone number.

**SCHEDULE 1
(Form 1040)**

Department of the Treasury
Internal Revenue Service

Additional Income and Adjustments to Income

Attach to Form 1040, 1040-SR, or 1040-NR.

Go to www.irs.gov/Form1040 for instructions and the latest information.

OMB No. 1545-0074

2023

Attachment
Sequence No. **01**

Name(s) shown on Form 1040, 1040-SR, or 1040-NR

SANDEEP & PRIYANKA SANDEEP GONDIL

Your social security number

845-63-5914

Part I Additional Income

1	Taxable refunds, credits, or offsets of state and local income taxes		1	
2a	Alimony received		2a	
b	Date of original divorce or separation agreement (see instructions): _____			
3	Business income or (loss). Attach Schedule C		3	
4	Other gains or (losses). Attach Form 4797		4	
5	Rental real estate, royalties, partnerships, S corporations, trusts, etc. Attach Schedule E		5	-15,600.
6	Farm income or (loss). Attach Schedule F		6	
7	Unemployment compensation		7	
8	Other income:			
a	Net operating loss	8a ()		
b	Gambling	8b		
c	Cancellation of debt	8c		
d	Foreign earned income exclusion from Form 2555	8d ()		
e	Income from Form 8853	8e		
f	Income from Form 8889	8f		
g	Alaska Permanent Fund dividends	8g		
h	Jury duty pay	8h		
i	Prizes and awards	8i		
j	Activity not engaged in for profit income	8j		
k	Stock options	8k		
l	Income from the rental of personal property if you engaged in the rental for profit but were not in the business of renting such property	8l		
m	Olympic and Paralympic medals and USOC prize money (see instructions)	8m		
n	Section 951(a) inclusion (see instructions)	8n		
o	Section 951A(a) inclusion (see instructions)	8o		
p	Section 461(l) excess business loss adjustment	8p		
q	Taxable distributions from an ABL account (see instructions)	8q		
r	Scholarship and fellowship grants not reported on Form W-2	8r		
s	Nontaxable amount of Medicaid waiver payments included on Form 1040, line 1a or 1d	8s ()		
t	Pension or annuity from a nonqualified deferred compensation plan or a nongovernmental section 457 plan	8t		
u	Wages earned while incarcerated	8u		
z	Other income. List type and amount: _____	8z		
9	Total other income. Add lines 8a through 8z		9	
10	Combine lines 1 through 7 and 9. This is your additional income . Enter here and on Form 1040, 1040-SR, or 1040-NR, line 8		10	-15,600.

For Paperwork Reduction Act Notice, see your tax return instructions.

Schedule 1 (Form 1040) 2023

Part II Adjustments to Income

11	Educator expenses		11
12	Certain business expenses of reservists, performing artists, and fee-basis government officials. Attach Form 2106		12
13	Health savings account deduction. Attach Form 8889		13
14	Moving expenses for members of the Armed Forces. Attach Form 3903		14
15	Deductible part of self-employment tax. Attach Schedule SE		15
16	Self-employed SEP, SIMPLE, and qualified plans		16
17	Self-employed health insurance deduction		17
18	Penalty on early withdrawal of savings		18
19a	Alimony paid		19a
b	Recipient's SSN		
c	Date of original divorce or separation agreement (see instructions): _____		
20	IRA deduction		20
21	Student loan interest deduction		21
22	Reserved for future use		22
23	Archer MSA deduction		23
24	Other adjustments:		
a	Jury duty pay (see instructions)	24a	
b	Deductible expenses related to income reported on line 8l from the rental of personal property engaged in for profit	24b	
c	Nontaxable amount of the value of Olympic and Paralympic medals and USOC prize money reported on line 8m	24c	
d	Reforestation amortization and expenses	24d	
e	Repayment of supplemental unemployment benefits under the Trade Act of 1974	24e	
f	Contributions to section 501(c)(18)(D) pension plans	24f	
g	Contributions by certain chaplains to section 403(b) plans	24g	
h	Attorney fees and court costs for actions involving certain unlawful discrimination claims (see instructions)	24h	
i	Attorney fees and court costs you paid in connection with an award from the IRS for information you provided that helped the IRS detect tax law violations	24i	
j	Housing deduction from Form 2555	24j	
k	Excess deductions of section 67(e) expenses from Schedule K-1 (Form 1041)	24k	
z	Other adjustments. List type and amount: _____	24z	
25	Total other adjustments. Add lines 24a through 24z		25
26	Add lines 11 through 23 and 25. These are your adjustments to income . Enter here and on Form 1040, 1040-SR, or 1040-NR, line 10		26

**SCHEDULE 3
(Form 1040)**

Department of the Treasury
Internal Revenue Service

Additional Credits and Payments

Attach to Form 1040, 1040-SR, or 1040-NR.
Go to www.irs.gov/Form1040 for instructions and the latest information.

OMB No. 1545-0074

2023
Attachment
Sequence No. **03**

Name(s) shown on Form 1040, 1040-SR, or 1040-NR
SANDEEP & PRIYANKA SANDEEP GONDIL

Your social security number
845-63-5914

Part I Nonrefundable Credits

1	Foreign tax credit. Attach Form 1116 if required	1	
2	Credit for child and dependent care expenses from Form 2441, line 11. Attach Form 2441	2	
3	Education credits from Form 8863, line 19	3	
4	Retirement savings contributions credit. Attach Form 8880	4	
5a	Residential clean energy credit from Form 5695, line 15	5a	
b	Energy efficient home improvement credit from Form 5695, line 32	5b	
6	Other nonrefundable credits:		
a	General business credit. Attach Form 3800	6a	
b	Credit for prior year minimum tax. Attach Form 8801	6b	
c	Adoption credit. Attach Form 8839	6c	
d	Credit for the elderly or disabled. Attach Schedule R	6d	
e	Reserved for future use	6e	
f	Clean vehicle credit. Attach Form 8936	6f	7,500.
g	Mortgage interest credit. Attach Form 8396	6g	
h	District of Columbia first-time homebuyer credit. Attach Form 8859	6h	
i	Qualified electric vehicle credit. Attach Form 8834	6i	
j	Alternative fuel vehicle refueling property credit. Attach Form 8911	6j	
k	Credit to holders of tax credit bonds. Attach Form 8912	6k	
l	Amount on Form 8978, line 14. See instructions	6l	
m	Credit for previously owned clean vehicles. Attach Form 8936	6m	
z	Other nonrefundable credits. List type and amount: _____ _____	6z	
7	Total other nonrefundable credits. Add lines 6a through 6z	7	7,500.
8	Add lines 1 through 4, 5a, 5b, and 7. Enter here and on Form 1040, 1040-SR, or 1040-NR, line 20	8	7,500.

(continued on page 2)

Part II Other Payments and Refundable Credits

9	Net premium tax credit. Attach Form 8962		9	
10	Amount paid with request for extension to file (see instructions)		10	
11	Excess social security and tier 1 RRTA tax withheld		11	
12	Credit for federal tax on fuels. Attach Form 4136		12	
13	Other payments or refundable credits:			
a	Form 2439	13a		
b	Credit for repayment of amounts included in income from earlier years	13b		
c	Elective payment election amount from Form 3800, Part III, line 6, column (i)	13c		
d	Deferred amount of net 965 tax liability (see instructions)	13d		
z	Other payments or refundable credits. List type and amount: _____	13z		
14	Total other payments or refundable credits. Add lines 13a through 13z		14	
15	Add lines 9 through 12 and 14. Enter here and on Form 1040, 1040-SR, or 1040-NR, line 31		15	

**SCHEDULE E
(Form 1040)**

Supplemental Income and Loss

OMB No. 1545-0074

(From rental real estate, royalties, partnerships, S corporations, estates, trusts, REMICs, etc.)

2023
Attachment
Sequence No. **13**

Department of the Treasury
Internal Revenue Service

Attach to Form 1040, 1040-SR, 1040-NR, or 1041.

Go to www.irs.gov/ScheduleE for instructions and the latest information.

Name(s) shown on return

SANDEEP & PRIYANKA SANDEEP GONDIL

Your social security number

845-63-5914

Part I Income or Loss From Rental Real Estate and Royalties

Note: If you are in the business of renting personal property, use **Schedule C**. See instructions. If you are an individual, report farm rental income or loss from **Form 4835** on page 2, line 40.

- A** Did you make any payments in 2023 that would require you to file Form(s) 1099? See instructions Yes No
B If "Yes," did you or will you file required Form(s) 1099? Yes No

1a Physical address of each property (street, city, state, ZIP code)

A SHRI VENKATESHPURAM SOC FLAT-201 BLDG-C2 PHALE NAGAR, AMBEGAON BK, PUNE IN 411046

B
C

1b Type of Property (from list below)	2 For each rental real estate property listed above, report the number of fair rental and personal use days. Check the QJV box only if you meet the requirements to file as a qualified joint venture. See instructions.	Fair Rental Days		Personal Use Days	QJV
		A	B	C	
A 3		365		0	<input type="checkbox"/>
B					<input type="checkbox"/>
C					<input type="checkbox"/>

Type of Property:

- 1 Single Family Residence 3 Vacation/Short-Term Rental 5 Land 7 Self-Rental
 2 Multi-Family Residence 4 Commercial 6 Royalties 8 Other (describe) _____

Income:	Properties:		
	A	B	C
3 Rents received	3 430.		
4 Royalties received	4		
Expenses:			
5 Advertising	5		
6 Auto and travel (see instructions)	6		
7 Cleaning and maintenance	7 1,670.		
8 Commissions	8		
9 Insurance	9		
10 Legal and other professional fees	10		
11 Management fees	11 2,950.		
12 Mortgage interest paid to banks, etc. (see instructions)	12		
13 Other interest	13		
14 Repairs	14 3,840.		
15 Supplies	15 4,250.		
16 Taxes	16		
17 Utilities	17 3,320.		
18 Depreciation expense or depletion	18		
19 Other (list) _____	19		
20 Total expenses. Add lines 5 through 19	20 16,030.		
21 Subtract line 20 from line 3 (rents) and/or 4 (royalties). If result is a (loss), see instructions to find out if you must file Form 6198	21 -15,600.		
22 Deductible rental real estate loss after limitation, if any, on Form 8582 (see instructions)	22 (15,600.)		
23a Total of all amounts reported on line 3 for all rental properties	23a 430.		
b Total of all amounts reported on line 4 for all royalty properties	23b		
c Total of all amounts reported on line 12 for all properties	23c		
d Total of all amounts reported on line 18 for all properties	23d		
e Total of all amounts reported on line 20 for all properties	23e 16,030.		
24 Income. Add positive amounts shown on line 21. Do not include any losses	24		
25 Losses. Add royalty losses from line 21 and rental real estate losses from line 22. Enter total losses here	25 (15,600.)		
26 Total rental real estate and royalty income or (loss). Combine lines 24 and 25. Enter the result here. If Parts II, III, and IV, and line 40 on page 2 do not apply to you, also enter this amount on Schedule 1 (Form 1040), line 5. Otherwise, include this amount in the total on line 41 on page 2 .	26 -15,600.		

For Paperwork Reduction Act Notice, see the separate instructions.

NPA

-15,600.

Schedule E (Form 1040) 2023

**SCHEDULE 8812
(Form 1040)**

**Credits for Qualifying Children
and Other Dependents**

OMB No. 1545-0074

2023

Attachment
Sequence No. **47**

Department of the Treasury
Internal Revenue Service

Attach to Form 1040, 1040-SR, or 1040-NR.

Go to www.irs.gov/Schedule8812 for instructions and the latest information.

Name(s) shown on return

Your social security number

SANDEEP & PRIYANKA SANDEEP GONDIL

845-63-5914

Part I Child Tax Credit and Credit for Other Dependents

1	Enter the amount from line 11 of your Form 1040, 1040-SR, or 1040-NR		1	134,415.
2a	Enter income from Puerto Rico that you excluded	2a		
b	Enter the amounts from lines 45 and 50 of your Form 2555	2b	0.	
c	Enter the amount from line 15 of your Form 4563	2c		
d	Add lines 2a through 2c	2d	0.	
3	Add lines 1 and 2d	3	134,415.	
4	Number of qualifying children under age 17 with the required social security number	4	1	
5	Multiply line 4 by \$2,000	5	2,000.	
6	Number of other dependents, including any qualifying children who are not under age 17 or who do not have the required social security number	6	1	
Caution: Do not include yourself, your spouse, or anyone who is not a U.S. citizen, U.S. national, or U.S. resident alien. Also, do not include anyone you included on line 4.				
7	Multiply line 6 by \$500	7	500.	
8	Add lines 5 and 7	8	2,500.	
9	Enter the amount shown below for your filing status. • Married filing jointly—\$400,000 } • All other filing statuses—\$200,000 }	9	400,000.	
10	Subtract line 9 from line 3. • If zero or less, enter -0-. • If more than zero and not a multiple of \$1,000, enter the next multiple of \$1,000. For example, if the result is \$425, enter \$1,000; if the result is \$1,025, enter \$2,000, etc. }	10	0.	
11	Multiply line 10 by 5% (0.05)	11	0.	
12	Is the amount on line 8 more than the amount on line 11?	12	2,500.	
<input type="checkbox"/> No. STOP. You cannot take the child tax credit, credit for other dependents, or additional child tax credit. Skip Parts II-A and II-B. Enter -0- on lines 14 and 27.				
<input checked="" type="checkbox"/> Yes. Subtract line 11 from line 8. Enter the result.				
13	Enter the amount from Credit Limit Worksheet A	13	6,583.	
14	Enter the smaller of line 12 or line 13. This is your child tax credit and credit for other dependents	14	2,500.	

Enter this amount on Form 1040, 1040-SR, or 1040-NR, line 19.

If the amount on line 12 is more than the amount on line 14, you may be able to take the **additional child tax credit** on Form 1040, 1040-SR, or 1040-NR, line 28. Complete your Form 1040, 1040-SR, or 1040-NR through line 27 (also complete Schedule 3, line 11) before completing Part II-A.

Part II-A Additional Child Tax Credit for All Filers

Caution: If you file Form 2555, you cannot claim the additional child tax credit.

15	Check this box if you do not want to claim the additional child tax credit. Skip Parts II-A and II-B. Enter -0- on line 27	<input type="checkbox"/>	
16a	Subtract line 14 from line 12. If zero, stop here ; you cannot take the additional child tax credit. Skip Parts II-A and II-B. Enter -0- on line 27		16a 0.
b	Number of qualifying children under 17 with the required social security number: _____ x \$1,600. Enter the result. If zero, stop here ; you cannot claim the additional child tax credit. Skip Parts II-A and II-B. Enter -0- on line 27		16b
TIP: The number of children you use for this line is the same as the number of children you used for line 4.			
17	Enter the smaller of line 16a or line 16b		17
18a	Earned income (see instructions)	18a	
b	Nontaxable combat pay (see instructions)	18b	
19	Is the amount on line 18a more than \$2,500? <input type="checkbox"/> No. Leave line 19 blank and enter -0- on line 20. <input type="checkbox"/> Yes. Subtract \$2,500 from the amount on line 18a. Enter the result	19	
20	Multiply the amount on line 19 by 15% (0.15) and enter the result Next. On line 16b, is the amount \$4,800 or more? <input type="checkbox"/> No. If you are a bona fide resident of Puerto Rico, go to line 21. Otherwise, skip Part II-B and enter the smaller of line 17 or line 20 on line 27. <input type="checkbox"/> Yes. If line 20 is equal to or more than line 17, skip Part II-B and enter the amount from line 17 on line 27. Otherwise, go to line 21.	20	

Part II-B Certain Filers Who Have Three or More Qualifying Children and Bona Fide Residents of Puerto Rico

21	Withheld social security, Medicare, and Additional Medicare taxes from Form(s) W-2, boxes 4 and 6. If married filing jointly, include your spouse's amounts with yours. If your employer withheld or you paid Additional Medicare Tax or tier 1 RRTA taxes, or if you are a bona fide resident of Puerto Rico, see instructions.	21	
22	Enter the total of the amounts from Schedule 1 (Form 1040), line 15; Schedule 2 (Form 1040), line 5; Schedule 2 (Form 1040), line 6; and Schedule 2 (Form 1040), line 13	22	
23	Add lines 21 and 22	23	
24	1040 and 1040-SR filers: Enter the total of the amounts from Form 1040 or 1040-SR, line 27, and Schedule 3 (Form 1040), line 11. } 1040-NR filers: Enter the amount from Schedule 3 (Form 1040), line 11. }	24	
25	Subtract line 24 from line 23. If zero or less, enter -0-	25	
26	Enter the larger of line 20 or line 25 Next, enter the smaller of line 17 or line 26 on line 27.	26	

Part II-C Additional Child Tax Credit

27	This is your additional child tax credit. Enter this amount on Form 1040, 1040-SR, or 1040-NR, line 28	27	
-----------	--	-----------	--

Health Savings Accounts (HSAs)

Department of the Treasury
Internal Revenue Service

Attach to Form 1040, 1040-SR, or 1040-NR.
Go to www.irs.gov/Form8889 for instructions and the latest information.

2023
Attachment
Sequence No. **52**

Name(s) shown on Form 1040, 1040-SR, or 1040-NR

Social security number of HSA beneficiary.
If both spouses have HSAs, see instructions.
845-63-5914

SANDEEP GONDIL

Before you begin: Complete Form 8853, Archer MSAs and Long-Term Care Insurance Contracts, if required.

Part I HSA Contributions and Deduction. See the instructions before completing this part. If you are filing jointly and both you and your spouse each have separate HSAs, complete a separate Part I for each spouse.

1	Check the box to indicate your coverage under a high-deductible health plan (HDHP) during 2023. See instructions	<input checked="" type="checkbox"/> Self-only <input type="checkbox"/> Family
2	HSA contributions you made for 2023 (or those made on your behalf), including those made by the unextended due date of your tax return that were for 2023. Do not include employer contributions, contributions through a cafeteria plan, or rollovers. See instructions	2 0.
3	If you were under age 55 at the end of 2023 and, on the first day of every month during 2023, you were, or were considered, an eligible individual with the same coverage, enter \$3,850 (\$7,750 for family coverage). All others , see the instructions for the amount to enter	3 3,850.
4	Enter the amount you and your employer contributed to your Archer MSAs for 2023 from Form 8853, lines 1 and 2. If you or your spouse had family coverage under an HDHP at any time during 2023, also include any amount contributed to your spouse's Archer MSAs	4 0.
5	Subtract line 4 from line 3. If zero or less, enter -0-	5 3,850.
6	Enter the amount from line 5. But if you and your spouse each have separate HSAs and had family coverage under an HDHP at any time during 2023, see the instructions for the amount to enter	6 3,850.
7	If you were age 55 or older at the end of 2023, married, and you or your spouse had family coverage under an HDHP at any time during 2023, enter your additional contribution amount. See instructions	7 0.
8	Add lines 6 and 7	8 3,850.
9	Employer contributions made to your HSAs for 2023	9 1,230.
10	Qualified HSA funding distributions	10
11	Add lines 9 and 10	11 1,230.
12	Subtract line 11 from line 8. If zero or less, enter -0-	12 2,620.
13	HSA deduction. Enter the smaller of line 2 or line 12 here and on Schedule 1 (Form 1040), Part II, line 13 Caution: If line 2 is more than line 13, you may have to pay an additional tax. See instructions.	13 0.

Part II HSA Distributions. If you are filing jointly and both you and your spouse each have separate HSAs, complete a separate Part II for each spouse.

14a	Total distributions you received in 2023 from all HSAs (see instructions)	14a 384.
b	Distributions included on line 14a that you rolled over to another HSA. Also include any excess contributions (and the earnings on those excess contributions) included on line 14a that were withdrawn by the due date of your return. See instructions	14b
c	Subtract line 14b from line 14a	14c 384.
15	Qualified medical expenses paid using HSA distributions (see instructions)	15 384.
16	Taxable HSA distributions. Subtract line 15 from line 14c. If zero or less, enter -0-. Also, include this amount in the total on Schedule 1 (Form 1040), Part I, line 8f	16 0.
17a	If any of the distributions included on line 16 meet any of the Exceptions to the Additional 20% Tax (see instructions), check here <input type="checkbox"/>	
b	Additional 20% tax (see instructions). Enter 20% (0.20) of the distributions included on line 16 that are subject to the additional 20% tax. Also, include this amount in the total on Schedule 2 (Form 1040), Part II, line 17c	17b

Part III Income and Additional Tax for Failure To Maintain HDHP Coverage. See the instructions before completing this part. If you are filing jointly and both you and your spouse each have separate HSAs, complete a separate Part III for each spouse.

18	Last-month rule	18
19	Qualified HSA funding distribution	19
20	Total income. Add lines 18 and 19. Include this amount on Schedule 1 (Form 1040), Part I, line 8f	20
21	Additional tax. Multiply line 20 by 10% (0.10). Include this amount in the total on Schedule 2 (Form 1040), Part II, line 17d	21

Name(s) shown on return SANDEEP & PRIYANKA SANDEEP GONDIL	Identifying number 845-63-5914
--	-----------------------------------

Notes: • Complete a separate Schedule A (Form 8936) for each clean vehicle placed in service during the tax year.
• Individuals completing Parts II, III, or IV, must also complete Part I. See "Note" text below.

Part I Modified Adjusted Gross Income Amount

1a Enter the amount from line 11 of your 2023 Form 1040, 1040-SR, or 1040-NR	1a	134,415.		
b Enter any income from Puerto Rico you excluded	1b			
c Enter any amount from Form 2555, line 45	1c			
d Enter any amount from Form 2555, line 50	1d			
e Enter any amount from Form 4563, line 15	1e			
2 Add lines 1a through 1e	2	134,415.		
3a Enter the amount from line 11 of your 2022 Form 1040, 1040-SR, or 1040-NR	3a			
b Enter any income from Puerto Rico you excluded	3b			
c Enter any amount from Form 2555, line 45	3c			
d Enter any amount from Form 2555, line 50	3d			
e Enter any amount from Form 4563, line 15	3e			
4 Add lines 3a through 3e	4			
5 Enter the smaller of line 2 or line 4	5	134,415.		

Part II Credit for Business/Investment Use Part of New Clean Vehicles

Note: Individuals can't claim a credit on line 6 if Part I, line 5, is more than \$150,000 (\$300,000 if married filing jointly or a qualifying surviving spouse; \$225,000 if head of household).

6 Enter the total credit amount figured in Part II of Schedule(s) A (Form 8936)	6	0.		
7 New clean vehicle credit from partnerships and S corporations (see instructions)	7			
8 Business/investment use part of credit. Add lines 6 and 7. Partnerships and S corporations, stop here and report this amount on Schedule K. All others, report this amount on Form 3800, Part III, line 1y	8	0.		

Part III Credit for Personal Use Part of New Clean Vehicles

Note: You can't claim the Part III credit if Part I, line 5, is more than \$150,000 (\$300,000 if married filing jointly or a qualifying surviving spouse; \$225,000 if head of household).

9 Enter the total credit amount figured in Part III of Schedule(s) A (Form 8936)	9	7,500.		
10 Enter the amount from Form 1040, 1040-SR, or 1040-NR, line 18	10	14,083.		
11 Personal credits from Form 1040, 1040-SR, or 1040-NR (see instructions)	11			
12 Subtract line 11 from line 10. If zero or less, enter -0- and stop here. You can't claim the personal use part of the credit	12	14,083.		
13 Personal use part of credit. Enter the smaller of line 9 or line 12 here and on Schedule 3 (Form 1040), line 6f. If line 12 is smaller than line 9, see instructions	13	7,500.		

Part IV Credit for Previously Owned Clean Vehicles

Note: You can't claim the Part IV credit if Part I, line 5, is more than \$75,000 (\$150,000 if married filing jointly or a qualifying surviving spouse; \$112,500 if head of household).

14 Enter the total credit amount figured in Part IV of Schedule(s) A (Form 8936)	14			
15 Enter the amount from Form 1040, 1040-SR, or 1040-NR, line 18	15			
16 Personal credits from Form 1040, 1040-SR, or 1040-NR (see instructions)	16			
17 Subtract line 16 from line 15. If zero or less, enter -0- and stop here. You can't claim the Part IV credit	17			
18 Enter the smaller of line 14 or line 17 here and on Schedule 3 (Form 1040), line 6m. If line 17 is smaller than line 14, see instructions	18			

Part V Credit for Qualified Commercial Clean Vehicles

19 Enter the total credit amount figured in Part V of Schedule(s) A (Form 8936)	19			
20 Qualified commercial clean vehicle credit from partnerships and S corporations (see instructions)	20			
21 Add lines 19 and 20. Partnerships and S corporations, stop here and report this amount on Schedule K. All others, report this amount on Form 3800, Part III, line 1aa	21			

SCHEDULE A (Form 8936)

Clean Vehicle Credit Amount

OMB No. 1545-2137

2023

Department of the Treasury Internal Revenue Service

Attach to your tax return. Go to www.irs.gov/Form8936 for instructions and the latest information.

Attachment Sequence No. 69A

Name(s) shown on return

SANDEEP & PRIYANKA SANDEEP GONDIL

Identifying number

845-63-5914

Part I Vehicle Details

- 1a Year 2023
b Make TESLA
c Model MODEL Y
2 Vehicle identification number (VIN) 7 S A Y G D E D 9 P F 9 4 4 4 3 0
3 Enter date vehicle was placed in service (MM/DD/YYYY) 12/07/2023
4 Was the vehicle used primarily outside the United States? Answer "No" if it was but an exception applies. See instructions. [X] No.
5 Does the VIN entered on line 2 belong to a new clean vehicle placed in service during the tax year? See instructions for definitions. [X] Yes. Go to Part II.
6 Does the VIN entered on line 2 belong to a previously owned clean vehicle acquired after 2022 and placed in service during the tax year? See instructions for definitions.
7 Does the VIN entered on line 2 belong to a qualified commercial clean vehicle acquired after 2022 and placed in service during the tax year? See instructions for definitions.

Part II Credit Amount for Business/Investment Use Part of New Clean Vehicle

- 8 Did you acquire the vehicle for use or to lease to others, and not for resale? Answer "No" if you are leasing the vehicle from another person. [X] Yes.
9 Tentative credit amount (see instructions) 9 7,500.
10 Business/investment use percentage (see instructions) 10 %
11 Multiply line 9 by line 10. Include this credit amount on line 6 in Part II of Form 8936. If you entered 100% on line 10, stop here. Otherwise, go to Part III below. 11 0.

Part III Credit Amount for Personal Use Part of New Clean Vehicle

- 12 Subtract line 11 from line 9 in Part II. Stop here and include this credit amount on line 9 in Part III of Form 8936. 12 7,500.

Part IV Credit Amount for Previously Owned Clean Vehicle

- 13a** Is the sales price of the vehicle more than \$25,000?
 - Yes. Stop here.** The vehicle doesn't qualify for the Part IV credit.
 - No.**

- b** Did you acquire the vehicle for use and not for resale? Answer "No" if you are leasing the vehicle from another person.
 - Yes.**
 - No. Stop here.** You can't claim a credit amount for a vehicle you didn't acquire for use or acquired for resale.

- c** Can you be claimed as a dependent on another person's tax return, such as your parent's return?
 - Yes. Stop here.** You can't claim a credit amount if you can be claimed as a dependent.
 - No.**

- d** Is the vehicle a qualified fuel cell motor vehicle? See instructions.
 - Yes.**
 - No.**

14 Enter the sales price of the vehicle	14	
15 Multiply line 14 by 30% (0.30)	15	
16 Maximum vehicle credit amount	16	4,000.
17 Enter the smaller of line 15 or line 16. Stop here and include this credit amount on line 14 in Part IV of Form 8936	17	

Part V Credit Amount for Qualified Commercial Clean Vehicle

- 18a** Is the vehicle of a character subject to the allowance for depreciation? Answer "Yes" if the exception for certain tax-exempt entities discussed in the instructions applies.
 - Yes.**
 - No. Stop here.** The vehicle is not a qualified commercial clean vehicle unless the exception applies.

- b** Did you acquire the vehicle for use or to lease to others, and not for resale? Answer "No" if you are leasing the vehicle from another person.
 - Yes.**
 - No. Stop here.** You can't claim a credit amount for a vehicle you didn't acquire for use or to lease to others, or acquired for resale.

- c** Is the vehicle also powered by gas or diesel? See instructions.
 - Yes.**
 - No.**

19 Enter the cost or other basis of the vehicle. See instructions	19	
20 Section 179 expense deduction (see instructions)	20	
21 Subtract line 20 from line 19	21	
22 Multiply line 21 by 15% (0.15) [30% (0.30) if the answer on line 18c above is "No"]	22	
23 Enter the incremental cost of the vehicle. See instructions	23	
24 Enter the smaller of line 22 or line 23	24	
25 Maximum credit. Enter \$7,500 (\$40,000 if the vehicle's gross vehicle weight rating (GVWR) is 14,000 pounds or more)	25	
26 Enter the smaller of line 24 or line 25. Include this credit amount on line 19 in Part V of Form 8936	26	

Paid Preparer's Due Diligence Checklist
*Earned Income Credit (EIC), American Opportunity Tax Credit (AOTC),
Child Tax Credit (CTC) (including the Additional Child Tax Credit (ACTC) and
Credit for Other Dependents (ODC)), and Head of Household (HOH) Filing Status*
**To be completed by preparer and filed with Form 1040, 1040-SR, 1040-NR, 1040-PR, or 1040-SS.
Go to www.irs.gov/Form8867 for instructions and the latest information.**

Taxpayer name(s) shown on return SANDEEP & PRIYANKA SANDEEP GONDIL	Taxpayer identification number 845-63-5914
Preparer's name SYAM PRIYA RAM SAGAR GUPTA TALLAM	Preparer tax identification number P02082703

Part I Due Diligence Requirements

Please check the appropriate box for the credit(s) and/or HOH filing status claimed on the return and complete the related Parts I-V for the benefit(s) claimed (check all that apply). EIC CTC/ACTC/ODC AOTC HOH

	Yes	No	N/A
1 Did you complete the return based on information for the applicable tax year provided by the taxpayer or reasonably obtained by you?	<input checked="" type="checkbox"/>	<input type="checkbox"/>	
2 If credits are claimed on the return, did you complete the applicable EIC and/or CTC/ACTC/ODC worksheets found in the Form 1040, 1040-SR, 1040-NR, 1040-PR, 1040-SS, or Schedule 8812 (Form 1040) instructions, and/or the AOTC worksheet found in the Form 8863 instructions, or your own worksheet(s) that provides the same information, and all related forms and schedules for each credit claimed?	<input checked="" type="checkbox"/>	<input type="checkbox"/>	<input type="checkbox"/>
3 Did you satisfy the knowledge requirement? To meet the knowledge requirement, you must do both of the following. • Interview the taxpayer, ask questions, and contemporaneously document the taxpayer's responses to determine that the taxpayer is eligible to claim the credit(s) and/or HOH filing status. • Review information to determine that the taxpayer is eligible to claim the credit(s) and/or HOH filing status and to figure the amount(s) of any credit(s)	<input checked="" type="checkbox"/>	<input type="checkbox"/>	
4 Did any information provided by the taxpayer or a third party for use in preparing the return, or information reasonably known to you, appear to be incorrect, incomplete, or inconsistent? (If "Yes," answer questions 4a and 4b. If "No," go to question 5.)	<input type="checkbox"/>	<input checked="" type="checkbox"/>	
a Did you make reasonable inquiries to determine the correct, complete, and consistent information?	<input type="checkbox"/>	<input type="checkbox"/>	
b Did you contemporaneously document your inquiries? (Documentation should include the questions you asked, whom you asked, when you asked, the information that was provided, and the impact the information had on your preparation of the return.)	<input type="checkbox"/>	<input type="checkbox"/>	
5 Did you satisfy the record retention requirement? To meet the record retention requirement, you must keep a copy of your documentation referenced in question 4b, a copy of this Form 8867, a copy of any applicable worksheet(s), a record of how, when, and from whom the information used to prepare Form 8867 and any applicable worksheet(s) was obtained, and a copy of any document(s) provided by the taxpayer that you relied on to determine eligibility for the credit(s) and/or HOH filing status or to figure the amount(s) of the credit(s) List those documents provided by the taxpayer, if any, that you relied on: _____ _____ _____	<input checked="" type="checkbox"/>	<input type="checkbox"/>	
6 Did you ask the taxpayer whether he/she could provide documentation to substantiate eligibility for the credit(s) and/or HOH filing status and the amount(s) of any credit(s) claimed on the return if his/her return is selected for audit?	<input checked="" type="checkbox"/>	<input type="checkbox"/>	
7 Did you ask the taxpayer if any of these credits were disallowed or reduced in a previous year? (If credits were disallowed or reduced, go to question 7a; if not, go to question 8.)	<input type="checkbox"/>	<input checked="" type="checkbox"/>	<input type="checkbox"/>
a Did you complete the required recertification Form 8862?	<input type="checkbox"/>	<input type="checkbox"/>	<input type="checkbox"/>
8 If the taxpayer is reporting self-employment income, did you ask questions to prepare a complete and correct Schedule C (Form 1040)?	<input type="checkbox"/>	<input type="checkbox"/>	<input type="checkbox"/>

Part II Due Diligence Questions for Returns Claiming EIC (If the return does not claim EIC, go to Part III.)

	Yes	No	N/A
9a Have you determined that the taxpayer is eligible to claim the EIC for the number of qualifying children claimed, or is eligible to claim the EIC without a qualifying child? (If the taxpayer is claiming the EIC and does not have a qualifying child, go to question 10.)	<input type="checkbox"/>	<input type="checkbox"/>	
b Did you ask the taxpayer if the child lived with the taxpayer for over half of the year, even if the taxpayer has supported the child the entire year?	<input type="checkbox"/>	<input type="checkbox"/>	
c Did you explain to the taxpayer the rules about claiming the EIC when a child is the qualifying child of more than one person (tiebreaker rules)?	<input type="checkbox"/>	<input type="checkbox"/>	<input type="checkbox"/>

Part III Due Diligence Questions for Returns Claiming CTC/ACTC/ODC (If the return does not claim CTC, ACTC, or ODC, go to Part IV.)

	Yes	No	N/A
10 Have you determined that each qualifying person for the CTC/ACTC/ODC is the taxpayer's dependent who is a citizen, national, or resident of the United States?	<input checked="" type="checkbox"/>	<input type="checkbox"/>	
11 Did you explain to the taxpayer that he/she may not claim the CTC/ACTC if the child has not lived with the taxpayer for over half of the year, even if the taxpayer has supported the child, unless the child's custodial parent has released a claim to exemption for the child?	<input checked="" type="checkbox"/>	<input type="checkbox"/>	<input type="checkbox"/>
12 Did you explain to the taxpayer the rules about claiming the CTC/ACTC/ODC for a child of divorced or separated parents (or parents who live apart), including any requirement to attach a Form 8332 or similar statement to the return?	<input checked="" type="checkbox"/>	<input type="checkbox"/>	<input type="checkbox"/>

Part IV Due Diligence Questions for Returns Claiming AOTC (If the return does not claim AOTC, go to Part V.)

	Yes	No
13 Did the taxpayer provide substantiation for the credit, such as a Form 1098-T and/or receipts for the qualified tuition and related expenses for the claimed AOTC?	<input type="checkbox"/>	<input type="checkbox"/>

Part V Due Diligence Questions for Claiming HOH (If the return does not claim HOH filing status, go to Part VI.)

	Yes	No
14 Have you determined that the taxpayer was unmarried or considered unmarried on the last day of the tax year and provided more than half of the cost of keeping up a home for the year for a qualifying person?	<input type="checkbox"/>	<input type="checkbox"/>

Part VI Eligibility Certification

You will have complied with all due diligence requirements for claiming the applicable credit(s) and/or HOH filing status on the return of the taxpayer identified above if you:

- A. Interview the taxpayer, ask adequate questions, contemporaneously document the taxpayer's responses on the return or in your notes, review adequate information to determine if the taxpayer is eligible to claim the credit(s) and/or HOH filing status and to figure the amount(s) of the credit(s);
- B. Complete this Form 8867 truthfully and accurately and complete the actions described in this checklist for any applicable credit(s) claimed and HOH filing status, if claimed;
- C. Submit Form 8867 in the manner required; **and**
- D. Keep all five of the following records for 3 years from the latest of the dates specified in the Form 8867 instructions under *Document Retention*.
 - 1. A copy of this Form 8867.
 - 2. The applicable worksheet(s) or your own worksheet(s) for any credit(s) claimed.
 - 3. Copies of any documents provided by the taxpayer on which you relied to determine the taxpayer's eligibility for the credit(s) and/or HOH filing status and to figure the amount(s) of the credit(s).
 - 4. A record of how, when, and from whom the information used to prepare this form and the applicable worksheet(s) was obtained.
 - 5. A record of any additional information you relied upon, including questions you asked and the taxpayer's responses, to determine the taxpayer's eligibility for the credit(s) and/or HOH filing status and to figure the amount(s) of the credit(s).

If you have not complied with all due diligence requirements, you may have to pay a penalty for each failure to comply related to a claim of an applicable credit or HOH filing status (see instructions for more information).


	Yes	No
15 Do you certify that all of the answers on this Form 8867 are, to the best of your knowledge, true, correct, and complete?	<input checked="" type="checkbox"/>	<input type="checkbox"/>

2023 NJ-1040
New Jersey Resident Income Tax Return

For Privacy Act Notification, See Instructions

1555

NJ-1040
2023
Page 1



040MP01230

Your Social Security Number (required)
845635914

Last Name, First Name, Initial (Joint Filers enter first name and middle initial of each. Enter spouse's/CU partner's last name ONLY if different.)
GONDIL SANDEEP & PRIYANKA SANDEEP

Spouse's/CU Partner's SSN (if filing jointly)
873804217

County/Municipality Code (See Table page 50)
1201

Home Address (Number and Street, including apartment number)
39B READING ROAD

City, Town, Post Office	State	ZIP Code
EDISON	NJ	08817

Driver's License Number (Voluntary) (See instructions)
G63876898212822

- Federal extension filed.
- The address above is a foreign address.
- Your address has changed.
- Death certificate is enclosed.
- Do not want a paper form next year.
- I authorize the Division of Taxation to discuss my return and enclosures with my preparer.
- NJ-1040-O is enclosed.


Gubernatorial Elections Fund Note: This does not reduce your refund or increase your balance due.

Do you want to designate \$1 to the Gubernatorial Elections Fund?	You	Yes	No
If joint return, does your spouse want to designate \$1?	Spouse/CU Partner	Yes	No

Direct Deposit Information

dd1. Direct deposit indicator (1 for direct deposit, 4 for no direct deposit)	dd1.	1	
dd2. Account type (C for checking, S for savings)	dd2.	C	
dd3. Fill in the checkbox if the direct deposit is going to an account outside the United States	dd3.		
dd4. Routing number	dd4.		021200339
dd5. Account number	dd5.		381034792595





Name(s) as shown on Form NJ-1040
GONDIL SANDEEP & PRIYANKA SANDEEP

Your Social Security Number
845635914

1555

Part-year residents, provide months/days you were a New Jersey resident during 2023:
From: To:

Fiscal year filers only:
Enter month of your year end 2 0 2 4

Filing Status
Fill in only one.

- 1. Single
- 2. Married/CU Couple, filing joint return
- 3. Married/CU Partner, filing separate return
- 4. Head of Household Enter spouse's/CU partner's SSN
- 5. Qualifying Widow(er)/Surviving CU Partner
Indicate the year of your spouse's/CU partner's death: 2021 2022


Exemptions

Fill in the ovals that apply. You must enter a total in the boxes to the right and complete the calculation.

6. Regular	<input checked="" type="checkbox"/>	Self	<input checked="" type="checkbox"/>	Spouse/CU Partner	Domestic Partner	2	x \$1,000 =	<u>2000</u>
7. Senior 65+ (Born in 1958 or earlier)		Self		Spouse/CU Partner			x \$1,000 =	_____
8. Blind/Disabled		Self		Spouse/CU Partner			x \$1,000 =	_____
9. Veteran		Self		Spouse/CU Partner			x \$6,000 =	_____
10. Qualified Dependent Children						2	x \$1,500 =	<u>3000</u>
11. Other Dependents							x \$1,500 =	_____
12. Dependents Attending Colleges (See instructions)							x \$1,000 =	_____
13. Total Exemption Amount (Add totals from the lines at 6 through 12)							13.	<u>5000</u> .

14. Dependent Information. Provide the following information for each dependent.

	Last Name, First Name, Middle Initial	Social Security Number	Birth Year	No Health Insurance
a.	<u>GONDIL, IRA</u>	<u>956948843</u>	<u>2013</u>	
b.	<u>GONDIL, REVA</u>	<u>847951355</u>	<u>2017</u>	
c.	_____			
d.	_____			




040MP03230

Name(s) as shown on Form NJ-1040
GONDIL SANDEEP & PRIYANKA SANDEEP

Your Social Security Number
845635914

1555

15.	Wages, salaries, tips, and other employee compensation (State wages from Box 16 of enclosed W-2(s)) (See instructions)	15.	158148	.
16a.	Taxable interest income (Enclose federal Schedule B if over \$1,500) (See instructions)	16a.	3	.
16b.	Tax-exempt interest income (Enclose Schedule) (See instructions) Do not include on line 16a	16b.	.	.
17.	Dividends	17.	42	.
18.	Net profits from business (Schedule NJ-BUS-1, Part I, line 4) (Enclose federal Schedule C)	18.	.	.
19.	Net gains or income from disposition of property (Schedule NJ-DOP, line 4)	19.	.	.
20a.	Taxable pensions, annuities, and IRA distributions/withdrawals (See instructions)	20a.	.	.
20b.	Excludable pension, annuity, and IRA distributions/withdrawals	20b.	.	.
21.	Distributive Share of Partnership Income (Schedule NJ-BUS-1, Part II, line 4) (Enclose Schedule NJ-K-1 or federal Schedule K-1)	21.	.	.
22.	Net pro rata share of S Corporation Income (Schedule NJ-BUS-1, Part III, line 4) (Enclose Schedule NJ-K-1 or federal Schedule K-1)	22.	.	.
23.	Net gains or income from rents, royalties, patents, and copyrights (Schedule NJ-BUS-1, Part IV, line 4)	23.	.	.
24.	Net gambling winnings (See instructions)	24.	.	.
25.	Alimony and separate maintenance payments received	25.	.	.
26.	Other (Enclose documents) (See instructions)	26.	.	.
27.	Total Income (Add lines 15, 16a, 17 through 20a, and 21 through 26)	27.	158193	.
28a.	Pension/Retirement Exclusion (See instructions)	28a.	.	.
28b.	Other Retirement Income Exclusion (See Worksheet D and instructions pages 19-20)	28b.	.	.
28c.	Total Exclusion Amount (Add lines 28a and 28b)	28c.	.	.
29.	New Jersey Gross Income (Subtract line 28c from line 27) (See instructions)	29.	158193	.
30.	Exemption Amount (Enter amount from line 13. Part-year residents see instr.)	30.	5000	.
31.	Medical Expenses (See Worksheet F and instructions)	31.	.	.
32.	Alimony and separate maintenance payments (See instructions)	32.	.	.
33.	Qualified Conservation Contribution	33.	.	.
34.	Health Enterprise Zone Deduction	34.	.	.
35.	Alternative Business Calculation Adjustment (Schedule NJ-BUS-2, line 11)	35.	0	.
36.	Organ/Bone Marrow Donation Deduction (See instructions)	36.	.	.
37a.	NJBEST Deduction	37a.	.	.
37b.	NJCLASS Deduction	37b.	.	.
37c.	NJ Higher Ed. Tuition Deduction	37c.	.	.
38.	Total Exemptions and Deductions (Add lines 30 through 37c)	38.	5000	.
39.	Taxable Income (Subtract line 38 from line 29)	39.	153193	.
40a.	Total Property Taxes (18% of Rent) Paid (See instructions page 25)	40a.	4523	.
40b.	Indicate your residency status during 2023 (fill in only one)			
	Homeowner	Tenant	Both	
41.	Property Tax Deduction (From Worksheet H) (See instructions)	41.	4523	.
42.	New Jersey Taxable Income (Subtract line 41 from line 39)	42.	148670	.
43.	Tax on amount on line 42 (Tax Table page 52)	43.	5439	.
44.	Credit For Income Taxes Paid to Other Jurisdictions (Enclose Schedule NJ-COJ) (See instructions)	44.	.	.
	Enter Code			
45.	Balance of Tax (Subtract line 44 from line 43)	45.	5439	.
46.	Sheltered Workshop Tax Credit	46.	.	.
47.	Gold Star Family Counseling Credit (See instructions)	47.	.	.
48.	Credit for Employer of Organ/Bone Marrow Donor (See instructions)	48.	.	.
49.	Total Credits (Add lines 46 through 48)	49.	.	.
50.	Balance of Tax After Credits (Subtract line 49 from line 45) If zero or less, make no entry	50.	5439	.
51.	Use Tax Due on Internet, Mail-Order, or Other Out-of-State Purchases (See instructions) If no Use Tax, enter 0	51.	0	.
52.	Interest on Underpayment of Estimated Tax	52.	.	.
	Fill in if Form NJ-2210 is enclosed			
53a.	Fill in if anyone in your tax household does not currently have health insurance. (Enclose NJ-EZ Enroll form) (See instructions)	53a.	.	.



040MP04230

Name(s) as shown on Form NJ-1040
GONDIL SANDEEP & PRIYANKA SANDEEP

Your Social Security Number
845635914

1555

53b. If you indicated at line 53a that someone in your tax household does not have health insurance, fill in to allow Get Covered New Jersey to assist with obtaining coverage (See instructions)	53b.	
53c. Shared Responsibility Payment (See instructions) REQUIRED Enclose Schedule NJ-HCC and fill in X	53c.	0 .
54. Total Tax Due (Add lines 50 through 53c)	54.	5439 .
55. Total NJ Income Tax Withheld (Enclose Forms W-2 and 1099) (Part-year residents, see instructions)	55.	7473 .
56. Property Tax Credit (See instructions page 24)	56.	. .
57. New Jersey Estimated Tax Payments/Credit from 2022 tax return	57.	. .
58. New Jersey Earned Income Tax Credit (See instructions) Fill in if you had the IRS calculate your federal earned income credit Fill in if you are a CU couple claiming the NJ Earned Income Tax Credit	58.	. .
59. Excess New Jersey UI/WF/SWF Withheld (Enclose Form NJ-2450) (See instructions)	59.	. .
60. Excess New Jersey Disability Insurance Withheld (Enclose Form NJ-2450) (See instructions)	60.	. .
61. Excess New Jersey Family Leave Insurance Withheld (Enclose Form NJ-2450) (See instructions)	61.	. .
62. Wounded Warrior Caregivers Credit (See instructions)	62.	. .
63. Pass-Through Business Alternative Income Tax Credit (See instructions)	63.	. .
64. Child and Dependent Care Credit (See instructions) Fill in if you are a CU couple claiming the Child and Dependent Care Credit	64.	. .
65. New Jersey Child Tax Credit (See instructions) Number of dependents age 5 or younger on 12/31/2023	65.	. .
66. Total Withholdings, Credits, and Payments (Add lines 55 through 65)	66.	7473 .
67. If line 66 is less than line 54, you have tax due. Subtract line 66 from line 54 and enter the amount you owe If you owe tax, you can still make a donation on lines 70 through 77.	67.	. .
68. If the total on line 66 is more than line 54, you have an overpayment. Subtract line 54 from line 66 and enter the overpayment	68.	2034 .
69. Amount from line 68 you want to credit to your 2024 tax	69.	. .
70. Contribution to N.J. Endangered Wildlife Fund	70.	. .
71. Contribution to N.J. Children's Trust Fund to Prevent Child Abuse	71.	. .
72. Contribution to N.J. Vietnam Veterans' Memorial Fund	72.	. .
73. Contribution to N.J. Breast Cancer Research Fund	73.	. .
74. Contribution to U.S.S. New Jersey Educational Museum Fund	74.	. .
75. Other Designated Contribution (See instructions) Enter Code	75.	. .
76. Other Designated Contribution (See instructions) Enter Code	76.	. .
77. Other Designated Contribution (See instructions) Enter Code	77.	. .
78. Total Adjustments to Tax Due/Overpayment amount (Add lines 69 through 77)	78.	. .
79. Balance due (If line 67 is more than zero, add line 67 and line 78)	79.	. .
80. Refund amount (If line 68 is more than zero, subtract line 78 from line 68)	80.	2034 .

Under penalties of perjury, I declare that I have examined this Income Tax return, including accompanying schedules and statements, and to the best of my knowledge and belief, it is true, correct, and complete. If prepared by a person other than the taxpayer, this declaration is based on all information of which the preparer has any knowledge.

Your Signature Date _____ Spouse's/CU Partner's Signature (required if filing jointly) Date _____
Paid Preparer's Signature Federal Identification Number

SYAM PRIYA RAM SAGAR GUPTA TALLAM P02082703

GLOBAL TAXES LLC 84-3171965

Tax Due Address
Enclose payment along with the NJ-1040-V payment voucher and tax return. Use the labels provided with the envelope and mail to:
State of New Jersey
Division of Taxation
Revenue Processing Center - Payments
PO Box 111
Trenton, NJ 08645-0111
Include Social Security number and make check or money order payable to:
State of New Jersey - TGI
You can also make a payment on our website:
nj.gov/taxation

Refund or No Tax Due Address
Use the labels provided with the envelope and mail to:
New Jersey Division of Taxation
Revenue Processing Center - Refunds
PO Box 555
Trenton, NJ 08647-0555

Name(s) as shown on Form NJ-1040 GONDIL SANDEEP & PRIYANKA SANDEEP	Social Security Number 845-63-5914
---	---------------------------------------

Schedule NJ-BUS-1
(Form NJ-1040)

New Jersey Gross Income Tax
Business Income Summary Schedule

2023

Part I Net Profits From Business		List the net profit (loss) from business(es). See instructions.	
	Business Name	Social Security Number/ Federal EIN	Profit or (Loss)
1.			
2.			
3.			
4.	Net Profit or (Loss). (Add lines 1, 2, and 3.) (Enter here and on line 18, NJ-1040. If loss, make no entry on line 18.)		4.

Part II Distributive Share of Partnership Income		List the distributive share of income (loss) from partnership(s). See instructions.	
	Partnership Name	Federal EIN	Share of Partnership Income or (Loss)
1.			
2.			
3.			
4.	Distributive Share of Partnership Income or (Loss). (Add lines 1, 2, and 3.) (Enter here and on line 21, NJ-1040. If loss, make no entry on line 21.)		4.
5.	Total Share of Pass-Through Business Alternative Income Tax (Add lines 1, 2, and 3.) (Enter here and include on line 63, NJ-1040.)		5.

Part III Net Pro Rata Share of S Corporation Income		List the pro rata share of income (usable loss) from S corporation(s). See instructions.	
	S Corporation Name	Federal EIN	Pro Rata Share of S Corporation Income or (Usable Loss)
1.			
2.			
3.			
4.	Net Pro Rata Share of S Corporation Income or (Usable Loss). (Add lines 1, 2, and 3.) (Enter here and on line 22, NJ-1040. If loss, make no entry on line 22.)		4.
5.	Total Share of Pass-Through Business Alternative Income Tax (Add lines 1, 2, and 3.) (Enter here and include on line 63, NJ-1040)		5.

Part IV Net Gains or Income From Rents, Royalties, Patents, and Copyrights		List the net gains or net income, less net loss, derived from or in the form of rents, royalties, patents, and copyrights. See instructions. Type of Property: 1 – Rental real estate 2 – Royalties 3 – Patents 4 – Copyrights	
	Source of Income or Loss. If rental real estate, enter physical address of property.	Social Security Number/ Federal EIN	Type – Enter number from list above
1.	SHRI VENKATESHPURAM SOC	845635914	1
2.			
3.			
4.	Net Income or (Loss). (Add lines 1, 2, and 3.) (Enter here and on line 23, NJ-1040. If loss, make no entry on line 23.)		4.

Schedule NJ-BUS-2
 (Form NJ-1040)

New Jersey Gross Income Tax
 Alternative Business Calculation Adjustment

2023

Part I Income (Loss)		Column A			Column B		
		Reportable Regular Business Income			Alternative Business Income (Loss)		
1.	Net Profits From Business	1a.	0.	1b.	0.		
2.	Distributive Share of Partnership Income	2a.	0.	2b.	0.		
3.	Net Pro Rata Share of S Corporation Income	3a.	0.	3b.	0.		
4.	Net Gain or Income From Rents, Royalties, Patents, and Copyrights	4a.	0.	4b.	-15,600.		
5.	Loss Carryforward From Tax Year 2022			5b.	()	
6.	Totals	6a.	0.	6b.	-15,600.		
Part II Adjustment Calculation							
7.	Total Regular Business Income	7.	0.				
8.	Total Alternative Business Income/(Loss) (If loss, enter zero)	8.	0.				
9.	Business Increment (Subtract line 8 from line 7)	9.	0.				
10.	Adjustment Percentage	10.		0.50			
11.	Alternative Business Calculation Adjustment (Line 9 x 0.50)	11.	0.				
Part III Loss Carryforward to Tax Year 2024							
12.	Loss Carryforward to Tax Year 2024			12.	(15,600.)	

Instructions

- Line 1a. Enter the amount from line 18, Form NJ-1040.
- Line 1b. Enter the amount from Part I, line 4, Schedule NJ-BUS-1 (Form NJ-1040).
- Line 2a. Enter the amount from line 21, Form NJ-1040.
- Line 2b. Enter the amount from Part II, line 4, Schedule NJ-BUS-1 (Form NJ-1040).
- Line 3a. Enter the amount from line 22, Form NJ-1040.
- Line 3b. Enter the amount from Part III, line 4, Schedule NJ-BUS-1 (Form NJ-1040).
- Line 4a. Enter the amount from line 23, Form NJ-1040.
- Line 4b. Enter the amount from Part IV, line 4, Schedule NJ-BUS-1 (Form NJ-1040).
- Line 5b. Enter the amount from line 12 of your 2022 Schedule NJ-BUS-2 (Form NJ-1040).
- Line 6a. Enter the total of lines 1a through 4a.
- Line 6b. Enter the total of lines 1b through 5b, netting gains with losses.
- Line 7. Enter the amount from line 6a of this schedule.
- Line 8. Enter the amount from line 6b of this schedule. If loss, enter zero here.
- Line 9. Subtract line 8 from line 7. If the result is zero, enter zero on line 11 and continue with line 12.
- Line 10. The adjustment percentage for Tax Year 2023 is 50% (0.50).
- Line 11. Multiply the amount on line 9 by 50% (0.50). Enter here and on line 35 of Form NJ-1040.
- Line 12. If the amount on line 6b is a loss, enter the amount of the loss on this line. Otherwise, enter zero.

REQUIRED

If your income on line 29 is above the filing threshold, you **must** submit this schedule with your return.

Name(s) as shown on Form NJ-1040 GONDIL SANDEEP & PRIYANKA SANDEEP	Social Security Number 845-63-5914
---	---------------------------------------

Schedule NJ-HCC

Health Care Coverage

2023

If your income on line 29 is at or below the filing threshold (see instructions), do not complete this schedule.

Part I

Did you and, if applicable, all members of your tax household, have minimum essential health coverage for every month in 2023? (See instructions for line 53c, NJ-1040.) Part-year residents include only months as a New Jersey resident.

- Yes. You do not owe a shared responsibility payment. Fill in the oval at line 53c, NJ-1040, and enclose this schedule with your return.
- No. Continue to Part II.

If you or any member of your tax household does not **currently** have minimum essential health coverage, also complete the NJ-EZ Enroll form. (See instructions for lines 53a and 53b, NJ-1040.)

Part II

Enter the name and Social Security number for each member of your tax household. Check the box for every month each person had minimum essential health coverage or qualified for an exemption (part-year residents include only months as a New Jersey resident). If an individual qualified for an exemption, enter the exemption number. (See instructions for line 53c, NJ-1040.) If an individual has more than one exemption number, check the box. If you need more space, enclose a statement listing any additional individuals.

		Jan	Feb	Mar	Apr	May	Jun	Jul	Aug	Sep	Oct	Nov	Dec
Name	Social Security Number												
Exemption number:	<input type="text"/>	Check box if this individual has more than one exemption number <input type="checkbox"/>											

		Jan	Feb	Mar	Apr	May	Jun	Jul	Aug	Sep	Oct	Nov	Dec
Name	Social Security Number												
Exemption number:	<input type="text"/>	Check box if this individual has more than one exemption number <input type="checkbox"/>											

		Jan	Feb	Mar	Apr	May	Jun	Jul	Aug	Sep	Oct	Nov	Dec
Name	Social Security Number												
Exemption number:	<input type="text"/>	Check box if this individual has more than one exemption number <input type="checkbox"/>											

		Jan	Feb	Mar	Apr	May	Jun	Jul	Aug	Sep	Oct	Nov	Dec
Name	Social Security Number												
Exemption number:	<input type="text"/>	Check box if this individual has more than one exemption number <input type="checkbox"/>											

		Jan	Feb	Mar	Apr	May	Jun	Jul	Aug	Sep	Oct	Nov	Dec
Name	Social Security Number												
Exemption number:	<input type="text"/>	Check box if this individual has more than one exemption number <input type="checkbox"/>											