

Gain / Loss report

Sravan Kumar Kommineni | daa7e3aa-b037-5450-acc5-71099d04e341 | komminenisravankumar1998@gmail.com

About report

This report includes all taxable activity on Coinbase with realized gains or losses. For US customers, Sells and Converts are taxable events that realize gains. This report does not include taxable events like Staking or Coinbase Earn that result in income. Note that this report is provided for informational purposes only, and you are responsible for confirming the accuracy and completeness of the information set forth in the report. For final tax obligations, please consult your tax advisor.

Summary

Cost Basis Method: **HIFO**

Data source	Long-term	Short-term	Total Gain/Loss
Coinbase	-\$381.02	-\$158.78	-\$539.79
Total	-\$381.02	-\$158.78	-\$539.79

Report legend

Short-term

The tax you pay on capital gains or losses depends on how long you hold the asset. If you hold an asset for 1 year or less, you pay the short term capital gains tax rate.

Long-term

The tax you pay on capital gains or losses depends on how long you hold the asset. If you hold an asset for 1 year and 1 day, or longer, you pay the long term capital gains tax rate.

Proceeds


The amount of money you received when you sold your cryptocurrency. If you received USD in exchange for your cryptocurrency then the cash you received is your proceeds. If you exchanged one cryptocurrency for another it will be the dollar value of the crypto you received.

Cost-basis method

You can change your cost-basis method by accessing the Settings page. For futures, the cost-basis method is fixed to FIFO (First in, first out). The method currently displayed is based on your account's default setting.


Data source: Coinbase

These are taxable transactions incurring realized gains or losses where Coinbase all relevant data points.

Date Sold	Event	Amount	Proceeds	Cost Basis	Long Term	Short Term	Total Gain/Loss
05/15/2023	 Converted GRT	12.47367081	\$1.59	\$4.00	-\$2.56	\$0.15	-\$2.41


Date Acquired (Tax Lots)

12/03/2021	1.14889706 GRT	\$0.15	\$1.00	-\$0.85	None
12/03/2021	1.1456066 GRT	\$0.15	\$1.00	-\$0.85	None
02/05/2023	9.02934537 GRT	\$1.15	\$1.00	None	\$0.15
12/03/2021	1.14982178 GRT	\$0.15	\$1.00	-\$0.85	None

Date Sold	Event	Amount	Proceeds	Cost Basis	Long Term	Short Term	Total Gain/Loss
05/15/2023	 Converted NEAR	1.3566476810	\$2.27	\$3.00	None	-\$0.73	-\$0.73


Date Acquired (Tax Lots)

04/14/2023	0.4521817770743839 NEAR	\$0.76	\$1.00	None	-\$0.24
04/14/2023	0.4523863379325944 NEAR	\$0.76	\$1.00	None	-\$0.24
04/14/2023	0.4520795660036166 NEAR	\$0.76	\$1.00	None	-\$0.24

Date Sold	Event	Amount	Proceeds	Cost Basis	Long Term	Short Term	Total Gain/Loss
05/15/2023	 Converted AMP	1034.93145003	\$3.12	\$4.00	None	-\$0.88	-\$0.88


Date Acquired (Tax Lots)

04/14/2023	258.3979328165374677 AMP	\$0.78	\$1.00	None	-\$0.22
04/14/2023	259.4033722365110931 AMP	\$0.78	\$1.00	None	-\$0.22
04/14/2023	258.3979328165374677 AMP	\$0.78	\$1.00	None	-\$0.22
04/14/2023	258.7322121604139715 AMP	\$0.78	\$1.00	None	-\$0.22

Date Sold	Event	Amount	Proceeds	Cost Basis	Long Term	Short Term	Total Gain/Loss
06/08/2023	 Converted ALEPH	52.67588496	\$4.20	\$5.00	None	-\$0.80	-\$0.80

Date Acquired (Tax Lots)

11/22/2022	52.67588496 ALEPH	\$4.20	\$5.00	None	-\$0.80
------------	-------------------	--------	--------	------	---------


Date Sold	Event	Amount	Proceeds	Cost Basis	Long Term	Short Term	Total Gain/Loss
06/10/2023	 Converted MANA	1	\$0.34	\$3.64	-\$3.30	None	-\$3.30

Date Acquired (Tax Lots)

03/24/2022	1 MANA	\$0.34	\$3.64	-\$3.30	None
------------	--------	--------	--------	---------	------


Date Sold	Event	Amount	Proceeds	Cost Basis	Long Term	Short Term	Total Gain/Loss
-----------	-------	--------	----------	------------	-----------	------------	-----------------

06/10/2023	 Converted ACS	887.384146	\$2.70	\$15.00	None	-\$12.30	-\$12.30
Date Acquired (Tax Lots)							
02/15/2023	887.384146 ACS		\$2.70	\$15.00	None	-\$12.30	
Date Sold	Event	Amount	Proceeds	Cost Basis	Long Term	Short Term	Total Gain/Loss
06/10/2023	 Converted ROSE	525.519947199	\$23.05	\$38.00	None	-\$14.95	-\$14.95
Date Acquired (Tax Lots)							
02/08/2023	525.519947199 ROSE		\$23.05	\$38.00	None	-\$14.95	
Date Sold	Event	Amount	Proceeds	Cost Basis	Long Term	Short Term	Total Gain/Loss
06/11/2023	 Converted OOKI	1631.82863273	\$3.67	\$6.00	None	-\$2.33	-\$2.33
Date Acquired (Tax Lots)							
11/20/2022	1631.82863273 OOKI		\$3.67	\$6.00	None	-\$2.33	
Date Sold	Event	Amount	Proceeds	Cost Basis	Long Term	Short Term	Total Gain/Loss
06/11/2023	 Converted COVAL	1340.54593555	\$9.79	\$30.00	None	-\$20.21	-\$20.21
Date Acquired (Tax Lots)							
02/09/2023	1340.54593555 COVAL		\$9.79	\$30.00	None	-\$20.21	

Date Sold	Event	Amount	Proceeds	Cost Basis	Long Term	Short Term	Total Gain/Loss
06/11/2023	 Converted DOT	0.7978212755	\$3.58	\$3.67	None	-\$0.09	-\$0.09


Date Acquired (Tax Lots)


06/11/2023	0.7978212755 DOT	\$3.58	\$3.67	None	-\$0.09
------------	------------------	--------	--------	------	---------

Date Sold	Event	Amount	Proceeds	Cost Basis	Long Term	Short Term	Total Gain/Loss
06/11/2023	 Converted DNT	1607.34912628	\$43.64	\$160.00	-\$85.93	-\$30.43	-\$116.36

Date Acquired (Tax Lots)


11/14/2021	518.12584572 DNT	\$14.07	\$100.00	-\$85.93	None
02/07/2023	176.8234714 DNT	\$4.80	\$10.00	None	-\$5.20
02/07/2023	912.39980916 DNT	\$24.77	\$50.00	None	-\$25.23

Date Sold	Event	Amount	Proceeds	Cost Basis	Long Term	Short Term	Total Gain/Loss
06/11/2023	 Converted NEST	1425.2288582	\$16.00	\$50.00	None	-\$22.11	-\$22.11

06/11/2023	 Converted NEST	1435.33980583	\$16.89	\$50.00	None	-\$33.11	-\$33.11
------------	--	---------------	---------	---------	------	----------	----------


Date Acquired (Tax Lots)

11/21/2022	1435.33980583 NEST	\$16.89	\$50.00	None	-\$33.11
------------	--------------------	---------	---------	------	----------

Date Sold	Event	Amount	Proceeds	Cost Basis	Long Term	Short Term	Total Gain/Loss
06/11/2023	 Converted IOTX	549.45054945	\$9.95	\$183.95	-\$174.01	None	-\$174.01


Date Acquired (Tax Lots)

11/09/2021	549.45054945 IOTX	\$9.95	\$183.95	-\$174.01	None
------------	-------------------	--------	----------	-----------	------

Date Sold	Event	Amount	Proceeds	Cost Basis	Long Term	Short Term	Total Gain/Loss
06/11/2023	 Converted ETH	0.00770192	\$13.56	\$14.14	None	-\$0.58	-\$0.58


Date Acquired (Tax Lots)

06/11/2023	0.00549854 ETH	\$9.68	\$9.95	None	-\$0.27
06/08/2023	0.00220338 ETH	\$3.88	\$4.20	None	-\$0.32

Date Sold	Event	Amount	Proceeds	Cost Basis	Long Term	Short Term	Total Gain/Loss
06/11/2023	 Converted IOTX	1846.82237914	\$33.94	\$155.47	-\$115.20	-\$6.33	-\$121.52


Date Acquired (Tax Lots)

02/07/2023	295.70834899 IOTX	\$5.44	\$11.76	None	-\$6.33
10/19/2021	1420.5645796 IOTX	\$26.11	\$100.00	-\$73.89	None
11/09/2021	130.54945055 IOTX	\$2.40	\$43.71	-\$41.31	None

Date Sold	Event	Amount	Proceeds	Cost Basis	Long Term	Short Term	Total Gain/Loss
06/21/2023	 Sold CHZ	43.54388456	\$2.21	\$3.04	None	-\$0.83	-\$0.83


Date Acquired (Tax Lots)

06/10/2023	38.65024485 CHZ	\$1.96	\$2.70	None	-\$0.74
06/10/2023	4.89363971 CHZ	\$0.25	\$0.34	None	-\$0.09

Date Sold	Event	Amount	Proceeds	Cost Basis	Long Term	Short Term	Total Gain/Loss
08/18/2023	 Converted IOTX	5448.95284142	\$80.75	\$188.24	None	-\$107.49	-\$107.49


Date Acquired (Tax Lots)

02/07/2023	961.39559838 IOTX	\$14.25	\$38.24	None	-\$23.99
02/15/2023	1382.86280753 IOTX	\$20.49	\$50.00	None	-\$29.51
03/02/2023	3104.69443551 IOTX	\$46.01	\$100.00	None	-\$53.99

Date Sold	Event	Amount	Proceeds	Cost Basis	Long Term	Short Term	Total Gain/Loss
10/29/2023	 Converted HBAR	19.20496104	\$1.01	\$2.21	None	-\$1.20	-\$1.20


Date Acquired (Tax Lots)

08/16/2023	19.20496104 HBAR	\$1.01	\$2.21	None	-\$1.20
------------	------------------	--------	--------	------	---------

Date Sold	Event	Amount	Proceeds	Cost Basis	Long Term	Short Term	Total Gain/Loss
11/11/2023	 Converted SHIB	117268.62386827	\$1.08	\$1.01	None	\$0.07	\$0.07


Date Acquired (Tax Lots)

10/29/2023	117268.62386827 SHIB	\$1.08	\$1.01	None	\$0.07
------------	----------------------	--------	--------	------	--------

Date Sold	Event	Amount	Proceeds	Cost Basis	Long Term	Short Term	Total Gain/Loss
11/19/2023	 Sold HBAR	15.92926742	\$0.02	\$1.08	None	-\$1.06	-\$1.06


Date Acquired (Tax Lots)

11/11/2023	15.92926742 HBAR	\$0.02	\$1.08	None	-\$1.06
------------	------------------	--------	--------	------	---------

Date Sold	Event	Amount	Proceeds	Cost Basis	Long Term	Short Term	Total Gain/Loss
11/24/2023	 Converted FET	0.33167496	\$0.17	\$0.20	-\$0.02	None	-\$0.02


Date Acquired (Tax Lots)

08/26/2021	0.33167496 FET	\$0.17	\$0.20	-\$0.02	None
------------	----------------	--------	--------	---------	------

Date Sold	Event	Amount	Proceeds	Cost Basis	Long Term	Short Term	Total Gain/Loss
12/02/2023	 Sold ADA	689.39	\$262.48	\$189.12	None	\$73.36	\$73.36

Date Acquired (Tax Lots)

06/10/2023	76.565663 ADA	\$29.15	\$20.72	None	\$8.43
06/11/2023	60.67186 ADA	\$23.10	\$16.89	None	\$6.21
06/11/2023	13.20094 ADA	\$5.03	\$3.58	None	\$1.44
08/18/2023	297.183291 ADA	\$113.15	\$80.75	None	\$32.40
06/11/2023	48.538 ADA	\$18.48	\$13.56	None	\$4.92
06/11/2023	35.776612 ADA	\$13.62	\$9.79	None	\$3.83
11/24/2023	0.315256 ADA	\$0.12	\$0.17	None	-\$0.05
06/11/2023	157.138378 ADA	\$59.83	\$43.64	None	\$16.19

Date Sold	Event	Amount	Proceeds	Cost Basis	Long Term	Short Term	Total Gain/Loss
12/02/2023	 Sold ADA	8.6	\$3.27	\$2.33	None	\$0.95	\$0.95

Date Acquired (Tax Lots)

06/10/2023	8.6 ADA	\$3.27	\$2.33	None	\$0.95
------------	---------	--------	--------	------	--------