

IRS e-file Signature Authorization

▶ ERO must obtain and retain completed Form 8879.
▶ Go to www.irs.gov/Form8879 for the latest information.

Submission Identification Number (SID) ▶

Taxpayer's name ASHUTOSH GOR	Social security number 777-01-2401
Spouse's name	Spouse's social security number

Part I Tax Return Information – Tax Year Ending December 31, 2023 (Enter year you are authorizing.)

Enter whole dollars only on lines 1 through 5.

Note: Form 1040-SS filers use line 4 only. Leave lines 1, 2, 3, and 5 blank.

1 Adjusted gross income	1	7,313.
2 Total tax	2	0.
3 Federal income tax withheld from Form(s) W-2 and Form(s) 1099	3	116.
4 Amount you want refunded to you	4	116.
5 Amount you owe	5	

Part II Taxpayer Declaration and Signature Authorization (Be sure you get and keep a copy of your return)

Under penalties of perjury, I declare that I have examined a copy of the income tax return (original or amended) I am now authorizing, and to the best of my knowledge and belief, it is true, correct, and complete. I further declare that the amounts in Part I above are the amounts from the income tax return (original or amended) I am now authorizing. I consent to allow my intermediate service provider, transmitter, or electronic return originator (ERO) to send my return to the IRS and to receive from the IRS (a) an acknowledgement of receipt or reason for rejection of the transmission, (b) the reason for any delay in processing the return or refund, and (c) the date of any refund. If applicable, I authorize the U.S. Treasury and its designated Financial Agent to initiate an ACH electronic funds withdrawal (direct debit) entry to the financial institution account indicated in the tax preparation software for payment of my federal taxes owed on this return and/or a payment of estimated tax, and the financial institution to debit the entry to this account. This authorization is to remain in full force and effect until I notify the U.S. Treasury Financial Agent to terminate the authorization. To revoke (cancel) a payment, I must contact the U.S. Treasury Financial Agent at **1-888-353-4537**. Payment cancellation requests must be received no later than 2 business days prior to the payment (settlement) date. I also authorize the financial institutions involved in the processing of the electronic payment of taxes to receive confidential information necessary to answer inquiries and resolve issues related to the payment. I further acknowledge that the personal identification number (PIN) below is my signature for the income tax return (original or amended) I am now authorizing and, if applicable, my Electronic Funds Withdrawal Consent.

Taxpayer's PIN: check one box only

- I authorize GLOBAL TAXES LLC to enter or generate my PIN

1	2	4	0	1
---	---	---	---	---

 as my signature on the income tax return (original or amended) I am now authorizing.
ERO firm name
Enter five digits, but don't enter all zeros
- I will enter my PIN as my signature on the income tax return (original or amended) I am now authorizing. Check this box **only** if you are entering your own PIN **and** your return is filed using the Practitioner PIN method. The ERO must complete Part III below.

Your signature ▶ _____ Date ▶ _____

Spouse's PIN: check one box only

- I authorize _____ to enter or generate my PIN

--	--	--	--	--

 as my signature on the income tax return (original or amended) I am now authorizing.
ERO firm name
Enter five digits, but don't enter all zeros
- I will enter my PIN as my signature on the income tax return (original or amended) I am now authorizing. Check this box **only** if you are entering your own PIN **and** your return is filed using the Practitioner PIN method. The ERO must complete Part III below.

Spouse's signature ▶ _____ Date ▶ _____

Practitioner PIN Method Returns Only—continue below

Part III Certification and Authentication – Practitioner PIN Method Only

ERO's EFIN/PIN. Enter your six-digit EFIN followed by your five-digit self-selected PIN.

2	2	2	4	9	6	0	8	2	7	1
---	---	---	---	---	---	---	---	---	---	---

Don't enter all zeros

I certify that the above numeric entry is my PIN, which is my signature for the electronic individual income tax return (original or amended) I am now authorized to file for tax year indicated above for the taxpayer(s) indicated above. I confirm that I am submitting this return in accordance with the requirements of the Practitioner PIN method and **Pub. 1345**, Handbook for Authorized IRS e-file Providers of Individual Income Tax Returns.

ERO's signature ▶ _____ Date ▶ _____

ERO Must Retain This Form – See Instructions
Don't Submit This Form to the IRS Unless Requested To Do So

For the year Jan. 1–Dec. 31, 2023, or other tax year beginning , 2023, ending , 20 See separate instructions.

Your first name and middle initial ASHUTOSH Last name GOR Your social security number 777 01 2401

If joint return, spouse's first name and middle initial Last name Spouse's social security number

Home address (number and street). If you have a P.O. box, see instructions. 255 GRIFFITH STREET Apt. no. 1 Presidential Election Campaign

City, town, or post office. If you have a foreign address, also complete spaces below. JERSEY CITY State NJ ZIP code 07307 Check here if you, or your spouse if filing jointly, want \$3 to go to this fund. Checking a box below will not change your tax or refund.

Foreign country name Foreign province/state/county Foreign postal code You Spouse

Filing Status [X] Single [] Head of household (HOH) [] Married filing jointly (even if only one had income) [] Married filing separately (MFS) [] Qualifying surviving spouse (QSS)
Check only one box.
If you checked the MFS box, enter the name of your spouse. If you checked the HOH or QSS box, enter the child's name if the qualifying person is a child but not your dependent:

Digital Assets At any time during 2023, did you: (a) receive (as a reward, award, or payment for property or services); or (b) sell, exchange, or otherwise dispose of a digital asset (or a financial interest in a digital asset)? (See instructions.) [] Yes [X] No

Standard Deduction Someone can claim: [] You as a dependent [] Your spouse as a dependent [] Spouse itemizes on a separate return or you were a dual-status alien

Age/Blindness You: [] Were born before January 2, 1959 [] Are blind Spouse: [] Was born before January 2, 1959 [] Is blind

Table with 5 columns: (1) First name, Last name, (2) Social security number, (3) Relationship to you, (4) Check the box if qualifies for (see instructions): Child tax credit, Credit for other dependents. Includes rows for dependents.

Income section table with rows 1a through 1z. Includes descriptions like 'Total amount from Form(s) W-2, box 1' and values like 7,313.

Table with rows 2a through 6a. Includes descriptions like 'Tax-exempt interest', 'Qualified dividends', 'IRA distributions', 'Pensions and annuities', 'Social security benefits'.

Table with rows 7 through 15. Includes descriptions like 'Capital gain or (loss)', 'Add lines 1z, 2b, 3b, 4b, 5b, 6b, 7, and 8. This is your total income', 'Subtract line 10 from line 9. This is your adjusted gross income', 'Standard deduction or itemized deductions (from Schedule A)', 'Qualified business income deduction from Form 8995 or Form 8995-A', 'Add lines 12 and 13', 'Subtract line 14 from line 11. If zero or less, enter -0-. This is your taxable income'.

Table with 2 columns: Line number and Amount. Rows 16-24: Tax and Credits. Total tax amount is 0.

Table with 2 columns: Line number and Amount. Rows 25-33: Payments. Total payments amount is 116.

Table with 2 columns: Line number and Amount. Rows 34-36: Refund. Amount of refund is 116.

Table with 2 columns: Line number and Amount. Rows 37-38: Amount You Owe. Total amount owed is 0.

Third Party Designee section. Includes checkboxes for 'Yes' and 'No' to allow another person to discuss the return with the IRS.

Sign Here section. Includes signature lines for taxpayer and preparer, with fields for date and occupation.

Paid Preparer Use Only section. Includes fields for preparer's name, signature, date, PTIN, firm's name, address, and phone number.

Premium Tax Credit (PTC)

Department of the Treasury
Internal Revenue Service

Attach to Form 1040, 1040-SR, or 1040-NR.
Go to www.irs.gov/Form8962 for instructions and the latest information.

2023
Attachment
Sequence No. **73**

Name shown on your return
ASHUTOSH GOR

Your social security number
777-01-2401

A. You cannot take the PTC if your filing status is married filing separately unless you qualify for an exception. See instructions. If you qualify, check the box

Part I Annual and Monthly Contribution Amount

1	Tax family size. Enter your tax family size. See instructions	1	1
2a	Modified AGI. Enter your modified AGI. See instructions	2a	7,313.
b	Enter the total of your dependents' modified AGI. See instructions	2b	
3	Household income. Add the amounts on lines 2a and 2b. See instructions	3	7,313.
4	Federal poverty line. Enter the federal poverty line amount from Table 1-1, 1-2, or 1-3. See instructions. Check the appropriate box for the federal poverty table used. a <input type="checkbox"/> Alaska b <input type="checkbox"/> Hawaii c <input checked="" type="checkbox"/> Other 48 states and DC	4	13,590.
5	Household income as a percentage of federal poverty line (see instructions)	5	53 %
6	Reserved for future use		
7	Applicable figure. Using your line 5 percentage, locate your "applicable figure" on the table in the instructions	7	0.0000
8a	Annual contribution amount. Multiply line 3 by line 7. Round to nearest whole dollar amount	8a	0.
	b Monthly contribution amount. Divide line 8a by 12. Round to nearest whole dollar amount	8b	0.

Part II Premium Tax Credit Claim and Reconciliation of Advance Payment of Premium Tax Credit

- 9** Are you allocating policy amounts with another taxpayer or do you want to use the alternative calculation for year of marriage? See instructions.
 Yes. Skip to Part IV, Allocation of Policy Amounts, or Part V, Alternative Calculation for Year of Marriage. **No.** Continue to line 10.
- 10** See the instructions to determine if you can use line 11 or must complete lines 12 through 23.
 Yes. Continue to line 11. Compute your annual PTC. Then skip lines 12-23 and continue to line 24. **No.** Continue to lines 12-23. Compute your monthly PTC and continue to line 24.

Annual Calculation	(a) Annual enrollment premiums (Form(s) 1095-A, line 33A)	(b) Annual applicable SLCSP premium (Form(s) 1095-A, line 33B)	(c) Annual contribution amount (line 8a)	(d) Annual maximum premium assistance (subtract (c) from (b); if zero or less, enter -0-)	(e) Annual premium tax credit allowed (smaller of (a) or (d))	(f) Annual advance payment of PTC (Form(s) 1095-A, line 33C)	
11 Annual Totals							
Monthly Calculation	(a) Monthly enrollment premiums (Form(s) 1095-A, lines 21-32, column A)	(b) Monthly applicable SLCSP premium (Form(s) 1095-A, lines 21-32, column B)	(c) Monthly contribution amount (amount from line 8b or alternative marriage monthly calculation)	(d) Monthly maximum premium assistance (subtract (c) from (b); if zero or less, enter -0-)	(e) Monthly premium tax credit allowed (smaller of (a) or (d))	(f) Monthly advance payment of PTC (Form(s) 1095-A, lines 21-32, column C)	
12 January							
13 February							
14 March							
15 April							
16 May							
17 June							
18 July							
19 August							
20 September	343.	343.	0.	343.	343.	343.	
21 October	343.	343.	0.	343.	343.	343.	
22 November	343.	343.	0.	343.	343.	343.	
23 December	343.	343.	0.	343.	343.	343.	
24	Total premium tax credit. Enter the amount from line 11(e) or add lines 12(e) through 23(e) and enter the total here					24	1,372.
25	Advance payment of PTC. Enter the amount from line 11(f) or add lines 12(f) through 23(f) and enter the total here					25	1,372.
26	Net premium tax credit. If line 24 is greater than line 25, subtract line 25 from line 24. Enter the difference here and on Schedule 3 (Form 1040), line 9. If line 24 equals line 25, enter -0-. Stop here. If line 25 is greater than line 24, leave this line blank and continue to line 27					26	0.

Part III Repayment of Excess Advance Payment of the Premium Tax Credit

27	Excess advance payment of PTC. If line 25 is greater than line 24, subtract line 24 from line 25. Enter the difference here	27	
28	Repayment limitation (see instructions)	28	
29	Excess advance premium tax credit repayment. Enter the smaller of line 27 or line 28 here and on Schedule 2 (Form 1040), line 2	29	

Part IV Allocation of Policy Amounts

Complete the following information for up to four policy amount allocations. See instructions for allocation details.

Allocation 1

30	(a) Policy Number (Form 1095-A, line 2)	(b) SSN of other taxpayer	(c) Allocation start month	(d) Allocation stop month
	Allocation percentage applied to monthly amounts	(e) Premium Percentage	(f) SLCSP Percentage	(g) Advance Payment of the PTC Percentage

Allocation 2

31	(a) Policy Number (Form 1095-A, line 2)	(b) SSN of other taxpayer	(c) Allocation start month	(d) Allocation stop month
	Allocation percentage applied to monthly amounts	(e) Premium Percentage	(f) SLCSP Percentage	(g) Advance Payment of the PTC Percentage

Allocation 3

32	(a) Policy Number (Form 1095-A, line 2)	(b) SSN of other taxpayer	(c) Allocation start month	(d) Allocation stop month
	Allocation percentage applied to monthly amounts	(e) Premium Percentage	(f) SLCSP Percentage	(g) Advance Payment of the PTC Percentage

Allocation 4

33	(a) Policy Number (Form 1095-A, line 2)	(b) SSN of other taxpayer	(c) Allocation start month	(d) Allocation stop month
	Allocation percentage applied to monthly amounts	(e) Premium Percentage	(f) SLCSP Percentage	(g) Advance Payment of the PTC Percentage

34 Have you completed all policy amount allocations?

Yes. Multiply the amounts on Form 1095-A by the allocation percentages entered by policy. Add all allocated policy amounts and non-allocated policy amounts from Forms 1095-A, if any, to compute a combined total for each month. Enter the combined total for each month on lines 12–23, columns (a), (b), and (f). Compute the amounts for lines 12–23, columns (c)–(e), and continue to line 24.

No. See the instructions to report additional policy amount allocations.

Part V Alternative Calculation for Year of Marriage

Complete line(s) 35 and/or 36 to elect the alternative calculation for year of marriage. For eligibility to make the election, see the instructions for line 9. To complete line(s) 35 and/or 36 and compute the amounts for lines 12–23, see the instructions for this Part V.


35	Alternative entries for your SSN	(a) Alternative family size	(b) Alternative monthly contribution amount	(c) Alternative start month	(d) Alternative stop month
36	Alternative entries for your spouse's SSN	(a) Alternative family size	(b) Alternative monthly contribution amount	(c) Alternative start month	(d) Alternative stop month

2023 NJ-1040
New Jersey Resident Income Tax Return

For Privacy Act Notification, See Instructions

1555

NJ-1040
2023
Page 1



040MP01230

Your Social Security Number (required)
777012401

Last Name, First Name, Initial (Joint Filers enter first name and middle initial of each. Enter spouse's/CU partner's last name ONLY if different.)
GOR ASHUTOSH

Spouse's/CU Partner's SSN (if filing jointly)

County/Municipality Code (See Table page 50)
1212

Home Address (Number and Street, including apartment number)
255 GRIFFITH STREET APT 1

City, Town, Post Office State ZIP Code
JERSEY CITY NJ 07307

Driver's License Number (Voluntary) (See instructions)
G65520647312981


- Federal extension filed.
- The address above is a foreign address.
- Your address has changed.
- Death certificate is enclosed.
- Do not want a paper form next year.
- I authorize the Division of Taxation to discuss my return and enclosures with my preparer.
- NJ-1040-O is enclosed.

Gubernatorial Elections Fund Note: This does not reduce your refund or increase your balance due.

Do you want to designate \$1 to the Gubernatorial Elections Fund?	You	Yes	No
If joint return, does your spouse want to designate \$1?	Spouse/CU Partner	Yes	No

Direct Deposit Information

dd1. Direct deposit indicator (1 for direct deposit, 4 for no direct deposit)	dd1.	1	
dd2. Account type (C for checking, S for savings)	dd2.	C	
dd3. Fill in the checkbox if the direct deposit is going to an account outside the United States	dd3.		
dd4. Routing number	dd4.		031207607
dd5. Account number	dd5.		8144035305





Name(s) as shown on Form NJ-1040
GOR ASHUTOSH

Your Social Security Number
777012401

1555

Part-year residents, provide months/days you were a New Jersey resident during 2023:
From: To:

Fiscal year filers only:
Enter month of your year end 2 0 2 4

Filing Status
Fill in only one.

- 1. Single
- 2. Married/CU Couple, filing joint return
- 3. Married/CU Partner, filing separate return
- 4. Head of Household Enter spouse's/CU partner's SSN
- 5. Qualifying Widow(er)/Surviving CU Partner
Indicate the year of your spouse's/CU partner's death: 2021 2022


Exemptions

Fill in the ovals that apply. You must enter a total in the boxes to the right and complete the calculation.

6. Regular	<input checked="" type="checkbox"/>	Self	Spouse/CU Partner	Domestic Partner	1	x \$1,000 =	<u>1000</u>
7. Senior 65+ (Born in 1958 or earlier)	<input type="checkbox"/>	Self	Spouse/CU Partner			x \$1,000 =	_____
8. Blind/Disabled	<input type="checkbox"/>	Self	Spouse/CU Partner			x \$1,000 =	_____
9. Veteran	<input type="checkbox"/>	Self	Spouse/CU Partner			x \$6,000 =	_____
10. Qualified Dependent Children	<input type="checkbox"/>					x \$1,500 =	_____
11. Other Dependents	<input type="checkbox"/>					x \$1,500 =	_____
12. Dependents Attending Colleges (See instructions)	<input type="checkbox"/>					x \$1,000 =	_____
13. Total Exemption Amount (Add totals from the lines at 6 through 12)						13.	<u>1000</u> .

14. Dependent Information. Provide the following information for each dependent.

	Last Name, First Name, Middle Initial	Social Security Number	Birth Year	No Health Insurance
a.	_____			
b.	_____			
c.	_____			
d.	_____			



040MP03230

Name(s) as shown on Form NJ-1040
GOR ASHUTOSH

Your Social Security Number
777012401

1555

15.	Wages, salaries, tips, and other employee compensation (State wages from Box 16 of enclosed W-2(s)) (See instructions)	15.	7313	.
16a.	Taxable interest income (Enclose federal Schedule B if over \$1,500) (See instructions)	16a.	.	.
16b.	Tax-exempt interest income (Enclose Schedule) (See instructions) Do not include on line 16a	16b.	.	.
17.	Dividends	17.	.	.
18.	Net profits from business (Schedule NJ-BUS-1, Part I, line 4) (Enclose federal Schedule C)	18.	.	.
19.	Net gains or income from disposition of property (Schedule NJ-DOP, line 4)	19.	.	.
20a.	Taxable pensions, annuities, and IRA distributions/withdrawals (See instructions)	20a.	.	.
20b.	Excludable pension, annuity, and IRA distributions/withdrawals	20b.	.	.
21.	Distributive Share of Partnership Income (Schedule NJ-BUS-1, Part II, line 4) (Enclose Schedule NJK-1 or federal Schedule K-1)	21.	.	.
22.	Net pro rata share of S Corporation Income (Schedule NJ-BUS-1, Part III, line 4) (Enclose Schedule NJ-K-1 or federal Schedule K-1)	22.	.	.
23.	Net gains or income from rents, royalties, patents, and copyrights (Schedule NJ-BUS-1, Part IV, line 4)	23.	.	.
24.	Net gambling winnings (See instructions)	24.	.	.
25.	Alimony and separate maintenance payments received	25.	.	.
26.	Other (Enclose documents) (See instructions)	26.	.	.
27.	Total Income (Add lines 15, 16a, 17 through 20a, and 21 through 26)	27.	7313	.
28a.	Pension/Retirement Exclusion (See instructions)	28a.	.	.
28b.	Other Retirement Income Exclusion (See Worksheet D and instructions pages 19-20)	28b.	.	.
28c.	Total Exclusion Amount (Add lines 28a and 28b)	28c.	.	.
29.	New Jersey Gross Income (Subtract line 28c from line 27) (See instructions)	29.	7313	.
30.	Exemption Amount (Enter amount from line 13. Part-year residents see instr.)	30.	.	.
31.	Medical Expenses (See Worksheet F and instructions)	31.	.	.
32.	Alimony and separate maintenance payments (See instructions)	32.	.	.
33.	Qualified Conservation Contribution	33.	.	.
34.	Health Enterprise Zone Deduction	34.	.	.
35.	Alternative Business Calculation Adjustment (Schedule NJ-BUS-2, line 11)	35.	.	.
36.	Organ/Bone Marrow Donation Deduction (See instructions)	36.	.	.
37a.	NJBEST Deduction	37a.	.	.
37b.	NJCLASS Deduction	37b.	.	.
37c.	NJ Higher Ed. Tuition Deduction	37c.	.	.
38.	Total Exemptions and Deductions (Add lines 30 through 37c)	38.	.	.
39.	Taxable Income (Subtract line 38 from line 29)	39.	.	.
40a.	Total Property Taxes (18% of Rent) Paid (See instructions page 25)	40a.	.	.
40b.	Indicate your residency status during 2023 (fill in only one)	Homeowner	Tenant	Both
41.	Property Tax Deduction (From Worksheet H) (See instructions)	41.	.	.
42.	New Jersey Taxable Income (Subtract line 41 from line 39)	42.	.	.
43.	Tax on amount on line 42 (Tax Table page 52)	43.	.	.
44.	Credit For Income Taxes Paid to Other Jurisdictions (Enclose Schedule NJ-COJ) (See instructions)	44.	.	.
	Enter Code			
45.	Balance of Tax (Subtract line 44 from line 43)	45.	.	.
46.	Sheltered Workshop Tax Credit	46.	.	.
47.	Gold Star Family Counseling Credit (See instructions)	47.	.	.
48.	Credit for Employer of Organ/Bone Marrow Donor (See instructions)	48.	.	.
49.	Total Credits (Add lines 46 through 48)	49.	.	.
50.	Balance of Tax After Credits (Subtract line 49 from line 45) If zero or less, make no entry	50.	.	.
51.	Use Tax Due on Internet, Mail-Order, or Other Out-of-State Purchases (See instructions) If no Use Tax, enter 0	51.	0	.
52.	Interest on Underpayment of Estimated Tax	52.	.	.
	Fill in if Form NJ-2210 is enclosed			
53a.	Fill in if anyone in your tax household does not currently have health insurance. (Enclose NJ-EZ Enroll form) (See instructions)	53a.	.	.



Name(s) as shown on Form NJ-1040
GOR ASHUTOSH

Your Social Security Number
777012401

1555

53b. If you indicated at line 53a that someone in your tax household does not have health insurance, fill in to allow Get Covered New Jersey to assist with obtaining coverage (See instructions)	53b.	
53c. Shared Responsibility Payment (See instructions) REQUIRED Enclose Schedule NJ-HCC and fill in	53c.	0 .
54. Total Tax Due (Add lines 50 through 53c)	54.	0 .
55. Total NJ Income Tax Withheld (Enclose Forms W-2 and 1099) (Part-year residents, see instructions)	55.	111 .
56. Property Tax Credit (See instructions page 24)	56.	.
57. New Jersey Estimated Tax Payments/Credit from 2022 tax return	57.	.
58. New Jersey Earned Income Tax Credit (See instructions) Fill in if you had the IRS calculate your federal earned income credit Fill in if you are a CU couple claiming the NJ Earned Income Tax Credit	58.	.
59. Excess New Jersey UI/WF/SWF Withheld (Enclose Form NJ-2450) (See instructions)	59.	.
60. Excess New Jersey Disability Insurance Withheld (Enclose Form NJ-2450) (See instructions)	60.	.
61. Excess New Jersey Family Leave Insurance Withheld (Enclose Form NJ-2450) (See instructions)	61.	.
62. Wounded Warrior Caregivers Credit (See instructions)	62.	.
63. Pass-Through Business Alternative Income Tax Credit (See instructions)	63.	.
64. Child and Dependent Care Credit (See instructions) Fill in if you are a CU couple claiming the Child and Dependent Care Credit	64.	.
65. New Jersey Child Tax Credit (See instructions) Number of dependents age 5 or younger on 12/31/2023	65.	.
66. Total Withholdings, Credits, and Payments (Add lines 55 through 65)	66.	111 .
67. If line 66 is less than line 54, you have tax due. Subtract line 66 from line 54 and enter the amount you owe If you owe tax, you can still make a donation on lines 70 through 77.	67.	.
68. If the total on line 66 is more than line 54, you have an overpayment. Subtract line 54 from line 66 and enter the overpayment	68.	111 .
69. Amount from line 68 you want to credit to your 2024 tax	69.	.
70. Contribution to N.J. Endangered Wildlife Fund	70.	.
71. Contribution to N.J. Children's Trust Fund to Prevent Child Abuse	71.	.
72. Contribution to N.J. Vietnam Veterans' Memorial Fund	72.	.
73. Contribution to N.J. Breast Cancer Research Fund	73.	.
74. Contribution to U.S.S. New Jersey Educational Museum Fund	74.	.
75. Other Designated Contribution (See instructions) Enter Code	75.	.
76. Other Designated Contribution (See instructions) Enter Code	76.	.
77. Other Designated Contribution (See instructions) Enter Code	77.	.
78. Total Adjustments to Tax Due/Overpayment amount (Add lines 69 through 77)	78.	.
79. Balance due (If line 67 is more than zero, add line 67 and line 78)	79.	.
80. Refund amount (If line 68 is more than zero, subtract line 78 from line 68)	80.	111 .

Under penalties of perjury, I declare that I have examined this Income Tax return, including accompanying schedules and statements, and to the best of my knowledge and belief, it is true, correct, and complete. If prepared by a person other than the taxpayer, this declaration is based on all information of which the preparer has any knowledge.

Your Signature Date Spouse's/CU Partner's Signature (required if filing jointly) Date

Paid Preparer's Signature Federal Identification Number

SYAM PRIYA RAM SAGAR GUPTA **P02082703**

Firm's Name Firm's Federal Employer Identification Number

GLOBAL TAXES LLC

Tax Due Address
Enclose payment along with the NJ-1040-V payment voucher and tax return. Use the labels provided with the envelope and mail to:
State of New Jersey
Division of Taxation
Revenue Processing Center - Payments
PO Box 111
Trenton, NJ 08645-0111
Include Social Security number and make check or money order payable to:
State of New Jersey - TGI
You can also make a payment on our website:
nj.gov/taxation

Refund or No Tax Due Address
Use the labels provided with the envelope and mail to:
New Jersey Division of Taxation
Revenue Processing Center - Refunds
PO Box 555
Trenton, NJ 08647-0555