

IRS e-file Signature Authorization

▶ ERO must obtain and retain completed Form 8879.
▶ Go to www.irs.gov/Form8879 for the latest information.

Submission Identification Number (SID) ▶

Taxpayer's name JOE PAUL PUNCHAPUTHUSSERY JOL	Social security number 176-11-8034
Spouse's name	Spouse's social security number

Part I Tax Return Information – Tax Year Ending December 31, 2023 (Enter year you are authorizing.)

Enter whole dollars only on lines 1 through 5.

Note: Form 1040-SS filers use line 4 only. Leave lines 1, 2, 3, and 5 blank.

1 Adjusted gross income	1	119,038.
2 Total tax	2	18,645.
3 Federal income tax withheld from Form(s) W-2 and Form(s) 1099	3	22,783.
4 Amount you want refunded to you	4	4,138.
5 Amount you owe	5	

Part II Taxpayer Declaration and Signature Authorization (Be sure you get and keep a copy of your return)

Under penalties of perjury, I declare that I have examined a copy of the income tax return (original or amended) I am now authorizing, and to the best of my knowledge and belief, it is true, correct, and complete. I further declare that the amounts in Part I above are the amounts from the income tax return (original or amended) I am now authorizing. I consent to allow my intermediate service provider, transmitter, or electronic return originator (ERO) to send my return to the IRS and to receive from the IRS (a) an acknowledgement of receipt or reason for rejection of the transmission, (b) the reason for any delay in processing the return or refund, and (c) the date of any refund. If applicable, I authorize the U.S. Treasury and its designated Financial Agent to initiate an ACH electronic funds withdrawal (direct debit) entry to the financial institution account indicated in the tax preparation software for payment of my federal taxes owed on this return and/or a payment of estimated tax, and the financial institution to debit the entry to this account. This authorization is to remain in full force and effect until I notify the U.S. Treasury Financial Agent to terminate the authorization. To revoke (cancel) a payment, I must contact the U.S. Treasury Financial Agent at **1-888-353-4537**. Payment cancellation requests must be received no later than 2 business days prior to the payment (settlement) date. I also authorize the financial institutions involved in the processing of the electronic payment of taxes to receive confidential information necessary to answer inquiries and resolve issues related to the payment. I further acknowledge that the personal identification number (PIN) below is my signature for the income tax return (original or amended) I am now authorizing and, if applicable, my Electronic Funds Withdrawal Consent.

Taxpayer's PIN: check one box only

I authorize GLOBAL TAXES LLC to enter or generate my PIN

1	8	0	3	4
---	---	---	---	---

 as my signature on the income tax return (original or amended) I am now authorizing.

I will enter my PIN as my signature on the income tax return (original or amended) I am now authorizing. Check this box **only** if you are entering your own PIN **and** your return is filed using the Practitioner PIN method. The ERO must complete Part III below.

Your signature ▶  Date ▶ 02/26/2024

Spouse's PIN: check one box only

I authorize _____ to enter or generate my PIN

--	--	--	--	--

 as my signature on the income tax return (original or amended) I am now authorizing.

I will enter my PIN as my signature on the income tax return (original or amended) I am now authorizing. Check this box **only** if you are entering your own PIN **and** your return is filed using the Practitioner PIN method. The ERO must complete Part III below.

Spouse's signature ▶ _____ Date ▶ _____

Practitioner PIN Method Returns Only—continue below

Part III Certification and Authentication – Practitioner PIN Method Only

ERO's EFIN/PIN. Enter your six-digit EFIN followed by your five-digit self-selected PIN.

2	2	2	4	9	6	0	8	2	7	1
---	---	---	---	---	---	---	---	---	---	---

 Don't enter all zeros

I certify that the above numeric entry is my PIN, which is my signature for the electronic individual income tax return (original or amended) I am now authorized to file for tax year indicated above for the taxpayer(s) indicated above. I confirm that I am submitting this return in accordance with the requirements of the Practitioner PIN method and **Pub. 1345**, Handbook for Authorized IRS e-file Providers of Individual Income Tax Returns.

ERO's signature ▶ _____ Date ▶ _____

ERO Must Retain This Form – See Instructions
Don't Submit This Form to the IRS Unless Requested To Do So

For the year Jan. 1–Dec. 31, 2023, or other tax year beginning , 2023, ending , 20 See separate instructions.

Your first name and middle initial Last name Your social security number
JOE PAUL PUNCHAPUTHUSSERY JOL 176 11 8034

If joint return, spouse's first name and middle initial Last name Spouse's social security number

Home address (number and street). If you have a P.O. box, see instructions. Apt. no.
115 HIGHLAND AVENUE 22 Presidential Election Campaign

City, town, or post office. If you have a foreign address, also complete spaces below. State ZIP code
JERSEY CITY NJ 07306 Check here if you, or your spouse if filing jointly, want \$3 to go to this fund. Checking a box below will not change your tax or refund.

Foreign country name Foreign province/state/county Foreign postal code
You Spouse

Filing Status [X] Single [] Head of household (HOH)
[] Married filing jointly (even if only one had income)
[] Married filing separately (MFS) [] Qualifying surviving spouse (QSS)
Check only one box.
If you checked the MFS box, enter the name of your spouse. If you checked the HOH or QSS box, enter the child's name if the qualifying person is a child but not your dependent:

Digital Assets At any time during 2023, did you: (a) receive (as a reward, award, or payment for property or services); or (b) sell, exchange, or otherwise dispose of a digital asset (or a financial interest in a digital asset)? (See instructions.) [] Yes [X] No

Standard Deduction Someone can claim: [] You as a dependent [] Your spouse as a dependent
[] Spouse itemizes on a separate return or you were a dual-status alien

Age/Blindness You: [] Were born before January 2, 1959 [] Are blind Spouse: [] Was born before January 2, 1959 [] Is blind

Table with 5 columns: (1) First name, Last name, (2) Social security number, (3) Relationship to you, (4) Check the box if qualifies for (see instructions): Child tax credit, Credit for other dependents.

Income section table with rows 1a through 1z. Total amount from Form(s) W-2, box 1: 131,506.

Table with rows 2a through 6b. Tax-exempt interest, Qualified dividends, IRA distributions, Pensions and annuities, Social security benefits.

Table with rows 7 through 15. Capital gain or (loss), Additional income from Schedule 1, line 10, Add lines 1z, 2b, 3b, 4b, 5b, 6b, 7, and 8. This is your total income: 119,038. Adjustments to income from Schedule 1, line 26. Subtract line 10 from line 9. This is your adjusted gross income: 119,038. Standard deduction or itemized deductions (from Schedule A): 13,850. Add lines 12 and 13: 13,850. Subtract line 14 from line 11. If zero or less, enter -0-. This is your taxable income: 105,188.

Table with columns for line numbers (16-24), descriptions (Tax and Credits), and amounts. Total tax is 18,645.

Table for Payments (lines 25-33) including federal income tax withheld, EIC, and total payments of 22,783.

Table for Refund (lines 34-36) showing overpaid amount of 4,138 and amount applied to 2024 tax.

Table for Amount You Owe (lines 37-38) showing amount owed and estimated tax penalty.

Third Party Designee section with checkboxes for Yes/No and fields for name, phone, and PIN.

Sign Here section with declaration and signature lines for taxpayer and spouse, including occupation and date.

Paid Preparer Use Only section with fields for preparer name, signature, date, PTIN, firm name, address, and phone number.

**SCHEDULE 1
(Form 1040)**

Department of the Treasury
Internal Revenue Service

Additional Income and Adjustments to Income

Attach to Form 1040, 1040-SR, or 1040-NR.

Go to www.irs.gov/Form1040 for instructions and the latest information.

OMB No. 1545-0074

2023
Attachment
Sequence No. **01**

Name(s) shown on Form 1040, 1040-SR, or 1040-NR
JOE PAUL PUNCHAPUTHUSSERY JOL

Your social security number
176-11-8034

Part I Additional Income

1	Taxable refunds, credits, or offsets of state and local income taxes		1	
2a	Alimony received		2a	
b	Date of original divorce or separation agreement (see instructions): _____			
3	Business income or (loss). Attach Schedule C		3	
4	Other gains or (losses). Attach Form 4797		4	
5	Rental real estate, royalties, partnerships, S corporations, trusts, etc. Attach Schedule E		5	-12,468.
6	Farm income or (loss). Attach Schedule F		6	
7	Unemployment compensation		7	
8	Other income:			
a	Net operating loss	8a ()		
b	Gambling	8b		
c	Cancellation of debt	8c		
d	Foreign earned income exclusion from Form 2555	8d ()		
e	Income from Form 8853	8e		
f	Income from Form 8889	8f		
g	Alaska Permanent Fund dividends	8g		
h	Jury duty pay	8h		
i	Prizes and awards	8i		
j	Activity not engaged in for profit income	8j		
k	Stock options	8k		
l	Income from the rental of personal property if you engaged in the rental for profit but were not in the business of renting such property	8l		
m	Olympic and Paralympic medals and USOC prize money (see instructions)	8m		
n	Section 951(a) inclusion (see instructions)	8n		
o	Section 951A(a) inclusion (see instructions)	8o		
p	Section 461(l) excess business loss adjustment	8p		
q	Taxable distributions from an ABLÉ account (see instructions)	8q		
r	Scholarship and fellowship grants not reported on Form W-2	8r		
s	Nontaxable amount of Medicaid waiver payments included on Form 1040, line 1a or 1d	8s ()		
t	Pension or annuity from a nonqualified deferred compensation plan or a nongovernmental section 457 plan	8t		
u	Wages earned while incarcerated	8u		
z	Other income. List type and amount: _____	8z		
9	Total other income. Add lines 8a through 8z		9	
10	Combine lines 1 through 7 and 9. This is your additional income . Enter here and on Form 1040, 1040-SR, or 1040-NR, line 8		10	-12,468.

For Paperwork Reduction Act Notice, see your tax return instructions.

Schedule 1 (Form 1040) 2023

Part II Adjustments to Income

11	Educator expenses		11
12	Certain business expenses of reservists, performing artists, and fee-basis government officials. Attach Form 2106		12
13	Health savings account deduction. Attach Form 8889		13
14	Moving expenses for members of the Armed Forces. Attach Form 3903		14
15	Deductible part of self-employment tax. Attach Schedule SE		15
16	Self-employed SEP, SIMPLE, and qualified plans		16
17	Self-employed health insurance deduction		17
18	Penalty on early withdrawal of savings		18
19a	Alimony paid		19a
b	Recipient's SSN		
c	Date of original divorce or separation agreement (see instructions): _____		
20	IRA deduction		20
21	Student loan interest deduction		21
22	Reserved for future use		22
23	Archer MSA deduction		23
24	Other adjustments:		
a	Jury duty pay (see instructions)	24a	
b	Deductible expenses related to income reported on line 8l from the rental of personal property engaged in for profit	24b	
c	Nontaxable amount of the value of Olympic and Paralympic medals and USOC prize money reported on line 8m	24c	
d	Reforestation amortization and expenses	24d	
e	Repayment of supplemental unemployment benefits under the Trade Act of 1974	24e	
f	Contributions to section 501(c)(18)(D) pension plans	24f	
g	Contributions by certain chaplains to section 403(b) plans	24g	
h	Attorney fees and court costs for actions involving certain unlawful discrimination claims (see instructions)	24h	
i	Attorney fees and court costs you paid in connection with an award from the IRS for information you provided that helped the IRS detect tax law violations	24i	
j	Housing deduction from Form 2555	24j	
k	Excess deductions of section 67(e) expenses from Schedule K-1 (Form 1041)	24k	
z	Other adjustments. List type and amount: _____	24z	
25	Total other adjustments. Add lines 24a through 24z		25
26	Add lines 11 through 23 and 25. These are your adjustments to income . Enter here and on Form 1040, 1040-SR, or 1040-NR, line 10		26

**SCHEDULE E
(Form 1040)**

Department of the Treasury
Internal Revenue Service

Supplemental Income and Loss

(From rental real estate, royalties, partnerships, S corporations, estates, trusts, REMICs, etc.)

Attach to Form 1040, 1040-SR, 1040-NR, or 1041.
Go to www.irs.gov/ScheduleE for instructions and the latest information.

OMB No. 1545-0074

2023
Attachment
Sequence No. **13**

Name(s) shown on return

JOE PAUL PUNCHAPUTHUSSERY JOL

Your social security number

176-11-8034

Part I Income or Loss From Rental Real Estate and Royalties

Note: If you are in the business of renting personal property, use **Schedule C**. See instructions. If you are an individual, report farm rental income or loss from **Form 4835** on page 2, line 40.

- A** Did you make any payments in 2023 that would require you to file Form(s) 1099? See instructions Yes No
B If "Yes," did you or will you file required Form(s) 1099? Yes No

1a Physical address of each property (street, city, state, ZIP code)

A PUNCHAPUTHUSSERY HOUSE CHOORAKKODE PATTIMATTOM PO KERALA IN 683562

B
C

1b Type of Property (from list below)	2 For each rental real estate property listed above, report the number of fair rental and personal use days. Check the QJV box only if you meet the requirements to file as a qualified joint venture. See instructions.	Fair Rental Days		Personal Use Days	QJV
		A	B	C	
A 3		365		0	<input type="checkbox"/>
B					<input type="checkbox"/>
C					<input type="checkbox"/>

Type of Property:

- 1 Single Family Residence 3 Vacation/Short-Term Rental 5 Land 7 Self-Rental
 2 Multi-Family Residence 4 Commercial 6 Royalties 8 Other (describe) _____

Income:	Properties:		
	A	B	C
3 Rents received	3 710.		
4 Royalties received	4		
Expenses:			
5 Advertising	5		
6 Auto and travel (see instructions)	6		
7 Cleaning and maintenance	7 885.		
8 Commissions	8		
9 Insurance	9		
10 Legal and other professional fees	10		
11 Management fees	11 1,748.		
12 Mortgage interest paid to banks, etc. (see instructions)	12		
13 Other interest	13		
14 Repairs	14 3,845.		
15 Supplies	15 4,855.		
16 Taxes	16		
17 Utilities	17 1,845.		
18 Depreciation expense or depletion	18		
19 Other (list) _____	19		
20 Total expenses. Add lines 5 through 19	20 13,178.		
21 Subtract line 20 from line 3 (rents) and/or 4 (royalties). If result is a (loss), see instructions to find out if you must file Form 6198	21 -12,468.		
22 Deductible rental real estate loss after limitation, if any, on Form 8582 (see instructions)	22 (12,468.)		
23a Total of all amounts reported on line 3 for all rental properties	23a 710.		
b Total of all amounts reported on line 4 for all royalty properties	23b		
c Total of all amounts reported on line 12 for all properties	23c		
d Total of all amounts reported on line 18 for all properties	23d		
e Total of all amounts reported on line 20 for all properties	23e 13,178.		
24 Income. Add positive amounts shown on line 21. Do not include any losses	24		
25 Losses. Add royalty losses from line 21 and rental real estate losses from line 22. Enter total losses here	25 (12,468.)		
26 Total rental real estate and royalty income or (loss). Combine lines 24 and 25. Enter the result here. If Parts II, III, and IV, and line 40 on page 2 do not apply to you, also enter this amount on Schedule 1 (Form 1040), line 5. Otherwise, include this amount in the total on line 41 on page 2	26 -12,468.		

For Paperwork Reduction Act Notice, see the separate instructions.

NPA -12,468.


Schedule E (Form 1040) 2023

2023 NJ-1040
New Jersey Resident Income Tax Return

For Privacy Act Notification, See Instructions

1555

NJ-1040
2023
Page 1



040MP01230

Your Social Security Number (required)
176118034

Last Name, First Name, Initial (Joint Filers enter first name and middle initial of each. Enter spouse's/CU partner's last name ONLY if different.)
PUNCHAPUTHUSSERY JOL JOE PAUL

Spouse's/CU Partner's SSN (if filing jointly)

County/Municipality Code (See Table page 50)
0906

Home Address (Number and Street, including apartment number)
115 HIGHLAND AVENUE APT 22

City, Town, Post Office State ZIP Code
JERSEY CITY NJ 07306

Driver's License Number (Voluntary) (See instructions)
P92614060007962


- Federal extension filed.
- The address above is a foreign address.
- Your address has changed.
- Death certificate is enclosed.
- Do not want a paper form next year.
- I authorize the Division of Taxation to discuss my return and enclosures with my preparer.
- NJ-1040-O is enclosed.


Gubernatorial Elections Fund Note: This does not reduce your refund or increase your balance due.

Do you want to designate S1 to the Gubernatorial Elections Fund?	You	Yes	No
If joint return, does your spouse want to designate S1?	Spouse/CU Partner	Yes	No

Direct Deposit Information

dd1. Direct deposit indicator (1 for direct deposit, 4 for no direct deposit)	dd1.	1	
dd2. Account type (C for checking, S for savings)	dd2.	C	
dd3. Fill in the checkbox if the direct deposit is going to an account outside the United States	dd3.		
dd4. Routing number	dd4.		071000013
dd5. Account number	dd5.		922690737





Name(s) as shown on Form NJ-1040
PUNCHAPUTHUSSERY JOL JOE PAUL

Your Social Security Number
176118034

1555

Part-year residents, provide months/days you were a New Jersey resident during 2023:
From: 100123 To: 123123

Fiscal year filers only:
Enter month of your year end 2024

Filing Status
Fill in only one.

- 1. Single
- 2. Married/CU Couple, filing joint return
- 3. Married/CU Partner, filing separate return
- 4. Head of Household Enter spouse's/CU partner's SSN
- 5. Qualifying Widow(er)/Surviving CU Partner
Indicate the year of your spouse's/CU partner's death: 2021 2022


Exemptions

Fill in the ovals that apply. You must enter a total in the boxes to the right and complete the calculation.

6. Regular	<input checked="" type="checkbox"/>	Self	Spouse/CU Partner	Domestic Partner	1	x \$1,000 =	<u>1000</u>
7. Senior 65+ (Born in 1958 or earlier)	<input type="checkbox"/>	Self	Spouse/CU Partner			x \$1,000 =	_____
8. Blind/Disabled	<input type="checkbox"/>	Self	Spouse/CU Partner			x \$1,000 =	_____
9. Veteran	<input type="checkbox"/>	Self	Spouse/CU Partner			x \$6,000 =	_____
10. Qualified Dependent Children	<input type="checkbox"/>					x \$1,500 =	_____
11. Other Dependents	<input type="checkbox"/>					x \$1,500 =	_____
12. Dependents Attending Colleges (See instructions)	<input type="checkbox"/>					x \$1,000 =	_____
13. Total Exemption Amount (Add totals from the lines at 6 through 12)						13.	<u>1000</u> .

14. Dependent Information. Provide the following information for each dependent.

	Last Name, First Name, Middle Initial	Social Security Number	Birth Year	No Health Insurance
a.	_____	_____	_____	_____
b.	_____	_____	_____	_____
c.	_____	_____	_____	_____
d.	_____	_____	_____	_____



040MP03230

Name(s) as shown on Form NJ-1040
PUNCHAPUTHUSSERY JOL JOE PAUL

Your Social Security Number
176118034

1555

15.	Wages, salaries, tips, and other employee compensation (State wages from Box 16 of enclosed W-2(s)) (See instructions)	15.	43702	.
16a.	Taxable interest income (Enclose federal Schedule B if over \$1,500) (See instructions)	16a.	.	.
16b.	Tax-exempt interest income (Enclose Schedule) (See instructions) Do not include on line 16a	16b.	.	.
17.	Dividends	17.	.	.
18.	Net profits from business (Schedule NJ-BUS-1, Part I, line 4) (Enclose federal Schedule C)	18.	.	.
19.	Net gains or income from disposition of property (Schedule NJ-DOP, line 4)	19.	.	.
20a.	Taxable pensions, annuities, and IRA distributions/withdrawals (See instructions)	20a.	.	.
20b.	Excludable pension, annuity, and IRA distributions/withdrawals	20b.	.	.
21.	Distributive Share of Partnership Income (Schedule NJ-BUS-1, Part II, line 4) (Enclose Schedule NJK-1 or federal Schedule K-1)	21.	.	.
22.	Net pro rata share of S Corporation Income (Schedule NJ-BUS-1, Part III, line 4) (Enclose Schedule NJ-K-1 or federal Schedule K-1)	22.	.	.
23.	Net gains or income from rents, royalties, patents, and copyrights (Schedule NJ-BUS-1, Part IV, line 4)	23.	.	.
24.	Net gambling winnings (See instructions)	24.	.	.
25.	Alimony and separate maintenance payments received	25.	.	.
26.	Other (Enclose documents) (See instructions)	26.	.	.
27.	Total Income (Add lines 15, 16a, 17 through 20a, and 21 through 26)	27.	43702	.
28a.	Pension/Retirement Exclusion (See instructions)	28a.	.	.
28b.	Other Retirement Income Exclusion (See Worksheet D and instructions pages 19-20)	28b.	.	.
28c.	Total Exclusion Amount (Add lines 28a and 28b)	28c.	.	.
29.	New Jersey Gross Income (Subtract line 28c from line 27) (See instructions)	29.	43702	.
30.	Exemption Amount (Enter amount from line 13. Part-year residents see instr.)	30.	250	.
31.	Medical Expenses (See Worksheet F and instructions)	31.	.	.
32.	Alimony and separate maintenance payments (See instructions)	32.	.	.
33.	Qualified Conservation Contribution	33.	.	.
34.	Health Enterprise Zone Deduction	34.	.	.
35.	Alternative Business Calculation Adjustment (Schedule NJ-BUS-2, line 11)	35.	0	.
36.	Organ/Bone Marrow Donation Deduction (See instructions)	36.	.	.
37a.	NJBEST Deduction	37a.	.	.
37b.	NJCLASS Deduction	37b.	.	.
37c.	NJ Higher Ed. Tuition Deduction	37c.	.	.
38.	Total Exemptions and Deductions (Add lines 30 through 37c)	38.	250	.
39.	Taxable Income (Subtract line 38 from line 29)	39.	43452	.
40a.	Total Property Taxes (18% of Rent) Paid (See instructions page 25)	40a.	.	.
40b.	Indicate your residency status during 2023 (fill in only one)			
	Homeowner	Tenant	Both	
41.	Property Tax Deduction (From Worksheet H) (See instructions)	41.	.	.
42.	New Jersey Taxable Income (Subtract line 41 from line 39)	42.	43452	.
43.	Tax on amount on line 42 (Tax Table page 52)	43.	909	.
44.	Credit For Income Taxes Paid to Other Jurisdictions (Enclose Schedule NJ-COJ) (See instructions)	44.	.	.
	Enter Code			
45.	Balance of Tax (Subtract line 44 from line 43)	45.	909	.
46.	Sheltered Workshop Tax Credit	46.	.	.
47.	Gold Star Family Counseling Credit (See instructions)	47.	.	.
48.	Credit for Employer of Organ/Bone Marrow Donor (See instructions)	48.	.	.
49.	Total Credits (Add lines 46 through 48)	49.	.	.
50.	Balance of Tax After Credits (Subtract line 49 from line 45) If zero or less, make no entry	50.	909	.
51.	Use Tax Due on Internet, Mail-Order, or Other Out-of-State Purchases (See instructions) If no Use Tax, enter 0	51.	0	.
52.	Interest on Underpayment of Estimated Tax	52.	.	.
	Fill in if Form NJ-2210 is enclosed			
53a.	Fill in if anyone in your tax household does not currently have health insurance. (Enclose NJ-EZ Enroll form) (See instructions)	53a.	.	.



Name(s) as shown on Form NJ-1040
PUNCHAPUTHUSSERY JOL JOE PAUL

Your Social Security Number
176118034

1555

53b. If you indicated at line 53a that someone in your tax household does not have health insurance, fill in to allow Get Covered New Jersey to assist with obtaining coverage (See instructions)	53b.	
53c. Shared Responsibility Payment (See instructions) REQUIRED Enclose Schedule NJ-HCC and fill in	53c.	0 .
54. Total Tax Due (Add lines 50 through 53c)	54.	909 .
55. Total NJ Income Tax Withheld (Enclose Forms W-2 and 1099) (Part-year residents, see instructions)	55.	2435 .
56. Property Tax Credit (See instructions page 24)	56.	. .
57. New Jersey Estimated Tax Payments/Credit from 2022 tax return	57.	. .
58. New Jersey Earned Income Tax Credit (See instructions) Fill in if you had the IRS calculate your federal earned income credit Fill in if you are a CU couple claiming the NJ Earned Income Tax Credit	58.	. .
59. Excess New Jersey UI/WF/SWF Withheld (Enclose Form NJ-2450) (See instructions)	59.	. .
60. Excess New Jersey Disability Insurance Withheld (Enclose Form NJ-2450) (See instructions)	60.	. .
61. Excess New Jersey Family Leave Insurance Withheld (Enclose Form NJ-2450) (See instructions)	61.	. .
62. Wounded Warrior Caregivers Credit (See instructions)	62.	. .
63. Pass-Through Business Alternative Income Tax Credit (See instructions)	63.	. .
64. Child and Dependent Care Credit (See instructions) Fill in if you are a CU couple claiming the Child and Dependent Care Credit	64.	. .
65. New Jersey Child Tax Credit (See instructions) Number of dependents age 5 or younger on 12/31/2023	65.	. .
66. Total Withholdings, Credits, and Payments (Add lines 55 through 65)	66.	2435 .
67. If line 66 is less than line 54, you have tax due. Subtract line 66 from line 54 and enter the amount you owe If you owe tax, you can still make a donation on lines 70 through 77.	67.	. .
68. If the total on line 66 is more than line 54, you have an overpayment. Subtract line 54 from line 66 and enter the overpayment	68.	1526 .
69. Amount from line 68 you want to credit to your 2024 tax	69.	. .
70. Contribution to N.J. Endangered Wildlife Fund	70.	. .
71. Contribution to N.J. Children's Trust Fund to Prevent Child Abuse	71.	. .
72. Contribution to N.J. Vietnam Veterans' Memorial Fund	72.	. .
73. Contribution to N.J. Breast Cancer Research Fund	73.	. .
74. Contribution to U.S.S. New Jersey Educational Museum Fund	74.	. .
75. Other Designated Contribution (See instructions) Enter Code	75.	. .
76. Other Designated Contribution (See instructions) Enter Code	76.	. .
77. Other Designated Contribution (See instructions) Enter Code	77.	. .
78. Total Adjustments to Tax Due/Overpayment amount (Add lines 69 through 77)	78.	. .
79. Balance due (If line 67 is more than zero, add line 67 and line 78)	79.	. .
80. Refund amount (If line 68 is more than zero, subtract line 78 from line 68)	80.	1526 .

Under penalties of perjury, I declare that I have examined this Income Tax return, including accompanying schedules and statements, and to the best of my knowledge and belief, it is true, correct, and complete. If prepared by a person other than the taxpayer, this declaration is based on all information of which the preparer has any knowledge.

Your Signature Date _____

Spouse's/CU Partner's Signature (required if filing jointly) Date _____

Paid Preparer's Signature Federal Identification Number
SYAM PRIYA RAM SAGAR GUPTA TALLAM P02082703

Firm's Name Firm's Federal Employer Identification Number
GLOBAL TAXES LLC 84-3171965

Tax Due Address
Enclose payment along with the NJ-1040-V payment voucher and tax return. Use the labels provided with the envelope and mail to:
State of New Jersey
Division of Taxation
Revenue Processing Center - Payments
PO Box 111
Trenton, NJ 08645-0111
Include Social Security number and make check or money order payable to:
State of New Jersey - TGI
You can also make a payment on our website:
nj.gov/taxation

Refund or No Tax Due Address
Use the labels provided with the envelope and mail to:
New Jersey Division of Taxation
Revenue Processing Center - Refunds
PO Box 555
Trenton, NJ 08647-0555

Name(s) as shown on Form NJ-1040 PUNCHAPUTHUSSERY JOL JOE PAUL	Social Security Number 176-11-8034
---	---------------------------------------

Schedule NJ-BUS-1
(Form NJ-1040)

New Jersey Gross Income Tax
Business Income Summary Schedule

2023

Part I Net Profits From Business List the net profit (loss) from business(es). See instructions.				
	Business Name	Social Security Number/ Federal EIN	Profit or (Loss)	
1.				
2.				
3.				
4.	Net Profit or (Loss). (Add lines 1, 2, and 3.) (Enter here and on line 18, NJ-1040. If loss, make no entry on line 18.)		4.	
Part II Distributive Share of Partnership Income List the distributive share of income (loss) from partnership(s). See instructions.				
	Partnership Name	Federal EIN	Share of Partnership Income or (Loss)	Share of Pass-Through Business Alternative Income Tax
1.				
2.				
3.				
4.	Distributive Share of Partnership Income or (Loss). (Add lines 1, 2, and 3.) (Enter here and on line 21, NJ-1040. If loss, make no entry on line 21.)		4.	
5.	Total Share of Pass-Through Business Alternative Income Tax (Add lines 1, 2, and 3.) (Enter here and include on line 63, NJ-1040.)		5.	
Part III Net Pro Rata Share of S Corporation Income List the pro rata share of income (usable loss) from S corporation(s). See instructions.				
	S Corporation Name	Federal EIN	Pro Rata Share of S Corporation Income or (Usable Loss)	Share of Pass-Through Business Alternative Income Tax
1.				
2.				
3.				
4.	Net Pro Rata Share of S Corporation Income or (Usable Loss). (Add lines 1, 2, and 3.) (Enter here and on line 22, NJ-1040. If loss, make no entry on line 22.)		4.	
5.	Total Share of Pass-Through Business Alternative Income Tax (Add lines 1, 2, and 3.) (Enter here and include on line 63, NJ-1040)		5.	
Part IV Net Gains or Income From Rents, Royalties, Patents, and Copyrights List the net gains or net income, less net loss, derived from or in the form of rents, royalties, patents, and copyrights. See instructions. Type of Property: 1 – Rental real estate 2 – Royalties 3 – Patents 4 – Copyrights				
	Source of Income or Loss. If rental real estate, enter physical address of property.	Social Security Number/ Federal EIN	Type – Enter number from list above	Income or (Loss)
1.	PUNCHAPUTHUSSERY HOUSE	176118034	1	-3,143.
2.				
3.				
4.	Net Income or (Loss). (Add lines 1, 2, and 3.) (Enter here and on line 23, NJ-1040. If loss, make no entry on line 23.)		4.	-3,143.

Keep a copy of this schedule for your records

Schedule NJ-BUS-2 New Jersey Gross Income Tax **2023**
(Form NJ-1040) Alternative Business Calculation Adjustment

Part I Income (Loss)		Column A			Column B		
		Reportable Regular Business Income			Alternative Business Income (Loss)		
1.	Net Profits From Business	1a.	0.	1b.	0.		
2.	Distributive Share of Partnership Income	2a.	0.	2b.	0.		
3.	Net Pro Rata Share of S Corporation Income	3a.	0.	3b.	0.		
4.	Net Gain or Income From Rents, Royalties, Patents, and Copyrights	4a.	0.	4b.	-3,143.		
5.	Loss Carryforward From Tax Year 2022			5b.	()	
6.	Totals	6a.	0.	6b.	-3,143.		
Part II Adjustment Calculation							
7.	Total Regular Business Income	7.	0.				
8.	Total Alternative Business Income/(Loss) (If loss, enter zero)	8.	0.				
9.	Business Increment (Subtract line 8 from line 7)	9.	0.				
10.	Adjustment Percentage	10.	0.50				
11.	Alternative Business Calculation Adjustment (Line 9 x 0.50)	11.	0.				
Part III Loss Carryforward to Tax Year 2024							
12.	Loss Carryforward to Tax Year 2024			12.	(3,143.)

Instructions

- Line 1a. Enter the amount from line 18, Form NJ-1040.
- Line 1b. Enter the amount from Part I, line 4, Schedule NJ-BUS-1 (Form NJ-1040).
- Line 2a. Enter the amount from line 21, Form NJ-1040.
- Line 2b. Enter the amount from Part II, line 4, Schedule NJ-BUS-1 (Form NJ-1040).
- Line 3a. Enter the amount from line 22, Form NJ-1040.
- Line 3b. Enter the amount from Part III, line 4, Schedule NJ-BUS-1 (Form NJ-1040).
- Line 4a. Enter the amount from line 23, Form NJ-1040.
- Line 4b. Enter the amount from Part IV, line 4, Schedule NJ-BUS-1 (Form NJ-1040).
- Line 5b. Enter the amount from line 12 of your 2022 Schedule NJ-BUS-2 (Form NJ-1040).
- Line 6a. Enter the total of lines 1a through 4a.
- Line 6b. Enter the total of lines 1b through 5b, netting gains with losses.
- Line 7. Enter the amount from line 6a of this schedule.
- Line 8. Enter the amount from line 6b of this schedule. If loss, enter zero here.
- Line 9. Subtract line 8 from line 7. If the result is zero, enter zero on line 11 and continue with line 12.
- Line 10. The adjustment percentage for Tax Year 2023 is 50% (0.50).
- Line 11. Multiply the amount on line 9 by 50% (0.50). Enter here and on line 35 of Form NJ-1040.
- Line 12. If the amount on line 6b is a loss, enter the amount of the loss on this line. Otherwise, enter zero.

REQUIRED

If your income on line 29 is above the filing threshold, you **must** submit this schedule with your return.

Name(s) as shown on Form NJ-1040 PUNCHAPUTHUSSERY JOL JOE PAUL	Social Security Number 176-11-8034
---	---------------------------------------

Schedule NJ-HCC

Health Care Coverage

2023

If your income on line 29 is at or below the filing threshold (see instructions), do not complete this schedule.

Part I

Did you and, if applicable, all members of your tax household, have minimum essential health coverage for every month in 2023? (See instructions for line 53c, NJ-1040.) Part-year residents include only months as a New Jersey resident.

- Yes. You do not owe a shared responsibility payment. Fill in the oval at line 53c, NJ-1040, and enclose this schedule with your return.
- No. Continue to Part II.

If you or any member of your tax household does not **currently** have minimum essential health coverage, also complete the NJ-EZ Enroll form. (See instructions for lines 53a and 53b, NJ-1040.)

Part II

Enter the name and Social Security number for each member of your tax household. Check the box for every month each person had minimum essential health coverage or qualified for an exemption (part-year residents include only months as a New Jersey resident). If an individual qualified for an exemption, enter the exemption number. (See instructions for line 53c, NJ-1040.) If an individual has more than one exemption number, check the box. If you need more space, enclose a statement listing any additional individuals.

		Jan	Feb	Mar	Apr	May	Jun	Jul	Aug	Sep	Oct	Nov	Dec
Name	Social Security Number												
Exemption number:	<input type="text"/>	Check box if this individual has more than one exemption number <input type="checkbox"/>											

		Jan	Feb	Mar	Apr	May	Jun	Jul	Aug	Sep	Oct	Nov	Dec
Name	Social Security Number												
Exemption number:	<input type="text"/>	Check box if this individual has more than one exemption number <input type="checkbox"/>											

		Jan	Feb	Mar	Apr	May	Jun	Jul	Aug	Sep	Oct	Nov	Dec
Name	Social Security Number												
Exemption number:	<input type="text"/>	Check box if this individual has more than one exemption number <input type="checkbox"/>											

		Jan	Feb	Mar	Apr	May	Jun	Jul	Aug	Sep	Oct	Nov	Dec
Name	Social Security Number												
Exemption number:	<input type="text"/>	Check box if this individual has more than one exemption number <input type="checkbox"/>											

		Jan	Feb	Mar	Apr	May	Jun	Jul	Aug	Sep	Oct	Nov	Dec
Name	Social Security Number												
Exemption number:	<input type="text"/>	Check box if this individual has more than one exemption number <input type="checkbox"/>											

Statement for Wages, Salaries, and Tips
 NJ-1040 or NJ-1040NR, line 15

2023

Name PUNCHAPUTHUSSERY JOL JOE PAUL	Social Security No. 176-11-8034
---------------------------------------	------------------------------------

	Income from all sources	Income attributed to New Jersey (part-year resident or non- resident only)
Not applicable if a part-year nonresident with NJ source income.		
1 Wages, from Form W-2	133,280.	43,702.
Deductions from wages: Complete the following if included on line 1 above and meet all requirements (see help)		
a Meals and lodging		
b Employee business expenses		
c Moving expenses		
d Compensation for injuries or sickness		
e Total deductions from wages		
f Taxable wages	133,280.	43,702.
2 Miscellaneous income, Form 8919		
3 Excess employee business expense reimbursement		
4 Taxable tips, from Form 4137, plus non-cash tips		
5 Excess moving expense reimbursement		
6 Wages earned as a household employee (if less than \$2,000 and without a Form W-2)		
7 Wages from a foreign source		
8 Ordinary income from ESPP stock sale and incentive stock options		
9 Military spouses residency relief act (see New Jersey instructions) . .		
10 Other: _____ _____ _____ _____		
11 Total wages, salaries, tips, etc	133,280.	43,702.
Enter on line 15 of NJ-1040 or NJ-1040NR		



24 Total tax from Page 1, Line 23. 24 4,344.00

Step 8: Payments and Refundable Credit

25 Illinois Income Tax withheld. Attach Schedule IL-WIT. 25 4,434.00
26 Estimated payments from Forms IL-1040-ES and IL-505-I, including any overpayment applied from a prior year return. 26 .00
27 Pass-through withholding. Attach Schedule K-1-P or K-1-T. 27 .00
28 Pass-through entity tax credit. Attach Schedule K-1-P or K-1-T. 28 .00
29 Earned Income Credit from Schedule IL-E/EIC, Step 4, Line 9. Attach Schedule IL-E/EIC. 29 .00
30 Total payments and refundable credit. Add Lines 25 through 29. 30 4,434.00

Step 9: Total

31 If Line 30 is greater than Line 24, subtract Line 24 from Line 30. 31 90.00
32 If Line 24 is greater than Line 30, subtract Line 30 from Line 24. 32 .00

Step 10: Underpayment of Estimated Tax Penalty and Donations

33 Late-payment penalty for underpayment of estimated tax. 33 .00
a [] Check if at least two-thirds of your federal gross income is from farming.
b [] Check if you or your spouse are 65 or older and permanently living in a nursing home.
c [] Check if your income was not received evenly during the year and you annualized your income on Form IL-2210. Attach Form IL-2210.
d [] Check if you were not required to file an Illinois Individual Income Tax return in the previous tax year.
34 Voluntary charitable donations. Attach Schedule G. 34 .00
35 Total penalty and donations. Add Lines 33 and 34. 35 .00

Step 11: Refund or Amount you owe

36 If you have an amount on Line 31 and this amount is greater than Line 35, subtract Line 35 from Line 31. This is your overpayment. 36 90.00
37 Amount from Line 36 you want refunded to you. Check one box on Line 38. See instructions. 37 90.00
38 I choose to receive my refund by
a [X] direct deposit - Complete the information below if you check this box.

You may also contribute to college savings funds here. See instructions!

Routing number 0 7 1 0 0 0 0 1 3 X Checking or Savings
Account number 9 2 2 6 9 0 7 3 7

b [] paper check.
39 Amount to be credited forward. Subtract Line 37 from Line 36. See instructions. 39 .00
40 If you have an amount on Line 32, add Lines 32 and 35. If you have an amount on Line 31, and this amount is less than Line 35, subtract Line 31 from Line 35. If Lines 31 and 32 are blank (zero), enter the amount from Line 35. This is the amount you owe. See instructions. 40 .00

Step 12: Health Insurance Checkbox and Signature

41 [] Check this box and include your email address in Step 1 if IDOR may share your income information with other Illinois state agencies in order to determine your eligibility for health insurance benefits. See instructions for more information.

Signature - Note: If this is a joint return, both you and your spouse must sign below. Under penalties of perjury, I state that I have examined this return, and to the best of my knowledge, it is true, correct, and complete.

Table with 6 columns: Sign Here, Your signature, Date (mm/dd/yyyy), Spouse's signature, Date (mm/dd/yyyy), Daytime phone number. Includes fields for Paid Preparer Use Only (Print/Type paid preparer's name, Signature, Date, Firm's name, Address, FEIN, Phone) and Third Party Designee (Designee's name, phone number).

Refer to the 2023 IL-1040 Instructions for the address to mail your return.



Illinois Department of Revenue
2023 Schedule NR
 Attach to your Form IL-1040

**Nonresident and Part-Year Resident
 Computation of Illinois Tax**

IL Attachment No. 2

JOE PAUL PUNCHAPUTHUSSERY JOL
 Your name as shown on your Form IL-1040

1 7 6 - 1 1 - 8 0 3 4
 Your Social Security number

Step 1: Provide the following information

- Were you, or your spouse if "married filing jointly," a full-year resident of Illinois during the tax year?
 Yes No If you answered "Yes," you cannot use this form (see instructions).
- If you, or your spouse if "married filing jointly," were a part-year resident during the tax year, tell us your residency dates for 2023.
a I lived in **Illinois** from 01 / 01 / 23 to 09 / 30 / 23 I lived in **New Jersey** from 10 / 01 / 23 to 12 / 31 / 23
 Month Day Year Month Day Year State Month Day Year Month Day Year
b My spouse lived in **Illinois** from ___ / ___ / 23 to ___ / ___ / 23, and _____ from ___ / ___ / 23 to ___ / ___ / 23
 Month Day Year Month Day Year State Month Day Year Month Day Year
- If you were a resident of any of the states listed below during the tax year, if you were in Illinois only to accompany your spouse who was in the military, or if you elected to use your service member spouse's state of residence for tax purposes, check the appropriate box.
 Iowa Kentucky Michigan Wisconsin Military Spouse
- List any state other than Illinois or any states already indicated on Line 2 or 3 above, that you claimed residency for tax purposes in 2023. Enter the two-letter abbreviation of that state.

Step 2: Complete Form IL-1040

Complete Lines 1 through 10 of your Form IL-1040, Individual Income Tax Return, as if you were a full-year Illinois resident. Then, complete the remainder of this schedule following the instructions for your residency. **Attach Schedule NR to your Form IL-1040.**

Step 3: Figure the Illinois portion of your federal adjusted gross income

Enter the amounts from your federal return in Column A. Before completing Column B, read the Column B instructions.

	Column A Federal Total	Column B Illinois Portion
5 Wages, salaries, tips, etc. (federal Form 1040 or 1040-SR, Line 1z)	<u>5</u> 131,506.00	<u>89,578.00</u>
6 Taxable interest (federal Form 1040 or 1040-SR, Line 2b)	<u>6</u> .00	<u>.00</u>
7 Ordinary dividends (federal Form 1040 or 1040-SR, Line 3b)	<u>7</u> .00	<u>.00</u>
8 Taxable refunds, credits, or offsets of state and local income taxes (federal Form 1040 or 1040-SR, Schedule 1, Line 1)	<u>8</u> .00	<u>.00</u>
9 Alimony received (federal Form 1040 or 1040-SR, Schedule 1, Line 2a)	<u>9</u> .00	<u>.00</u>
10 Business income or loss (federal Form 1040 or 1040-SR, Schedule 1, Line 3)	<u>10</u> .00	<u>.00</u>
11 Capital gain or loss (federal Form 1040 or 1040-SR, Line 7)	<u>11</u> .00	<u>.00</u>
12 Other gains or losses (federal Form 1040 or 1040-SR, Schedule 1, Line 4)	<u>12</u> .00	<u>.00</u>
13 Taxable IRA distributions (federal Form 1040 or 1040-SR, Line 4b)	<u>13</u> .00	<u>.00</u>
14 Pensions and annuities (federal Form 1040 or 1040-SR, Line 5b)	<u>14</u> .00	<u>.00</u>
15 Rental real estate, royalties, partnerships, S corporations, trusts, etc. (federal Form 1040 or 1040-SR, Schedule 1, Line 5)	<u>15</u> -12,468.00	<u>0.00</u>
16 Farm income or loss (federal Form 1040 or 1040-SR, Schedule 1, Line 6)	<u>16</u> .00	<u>.00</u>
17 Unemployment compensation (federal Form 1040 or 1040-SR, Schedule 1, Line 7)	<u>17</u> .00	<u>.00</u>
18 Taxable Social Security benefits (federal Form 1040 or 1040-SR, Line 6b)	<u>18</u> .00	<u>.00</u>
19 Other income. See instructions. (federal Form 1040 or 1040-SR, Schedule 1, Line 9) Include winnings from the Illinois State Lottery as Illinois income in Column B.	<u>19</u> .00	<u>.00</u>
20 Add Column B, Lines 5 through 19. This is the Illinois portion of your federal total income.	20	<u>89,578.00</u>

Continue with Step 3 on Page 2 ➔



Step 3: Continued - Adjustments to Income

	Column A Federal Total	Column B Illinois Portion
21 Enter the Illinois portion of your federal total income from Page 1, Step 3, Line 20.	21	89,578.00
22 Educator expenses (federal Form 1040 or 1040-SR, Schedule 1, Line 11)	22 .00	.00
23 Certain business expenses of reservists, performing artists, and fee-basis government officials (federal Form 1040 or 1040-SR, Schedule 1, Line 12)	23 .00	.00
24 Health savings account deduction (federal Form 1040 or 1040-SR, Schedule 1, Line 13)	24 .00	.00
25 Moving expenses for members of the Armed Forces (federal Form 1040 or 1040-SR, Schedule 1, Line 14)	25 .00	.00
26 Deductible part of self-employment tax (federal Form 1040 or 1040-SR, Schedule 1, Line 15)	26 .00	.00
27 Self-employed SEP, SIMPLE, and qualified plans (federal Form 1040 or 1040-SR, Schedule 1, Line 16)	27 .00	.00
28 Self-employed health insurance deduction (federal Form 1040 or 1040-SR, Schedule 1, Line 17)	28 .00	.00
29 Penalty on early withdrawal of savings (federal Form 1040 or 1040-SR, Schedule 1, Line 18)	29 .00	.00
30 Alimony paid (federal Form 1040 or 1040-SR, Schedule 1, Line 19a)	30 .00	.00
31 IRA deduction (federal Form 1040 or 1040-SR, Schedule 1, Line 20)	31 .00	.00
32 Student loan interest deduction (federal Form 1040 or 1040-SR, Schedule 1, Line 21)	32 .00	.00
33 RESERVED	33	
34 Archer MSA deduction (federal Form 1040 or 1040-SR, Schedule 1, Line 23)	34 .00	.00
35 Other adjustments (see instructions)	35 .00	.00
36 Add Column B, Lines 22 through 35. This is the Illinois portion of your federal adjustments to income.	36	.00
37 Enter your adjusted gross income as reported on your Form IL-1040, Line 1.	37 119,038.00	
38 Subtract Line 36 from Line 21. This is the Illinois portion of your federal adjusted gross income.	38	89,578.00

Step 4: Figure your Illinois additions and subtractions

In Column A, enter the total amounts from your Form IL-1040. You must read the instructions for Column B to properly complete this step.

	Column A Form IL-1040 Total	Column B Illinois Portion
39 Federally tax-exempt interest and dividend income (Form IL-1040, Line 2)	39 .00	.00
40 Other additions (Form IL-1040, Line 3)	40 .00	.00
41 Add Column B, Lines 38, 39, and 40. This is the Illinois portion of your total income.	41	89,578.00
42 Federally taxed Social Security and retirement income (Form IL-1040, Line 5)	42 .00	.00
43 Illinois Income Tax overpayment included on your fed. Form 1040 or 1040-SR, Schedule 1, Line 1. (Form IL-1040, Line 6)	43 .00	.00
44 Other subtractions (Form IL-1040, Line 7)	44 .00	.00
45 Add Column B, Lines 42 through 44. This is the total of your Illinois subtractions.	45	.00

Step 5: Figure your Illinois income and tax

46 Subtract Line 45 from Line 41. If Line 45 is larger than Line 41, enter zero. This is your Illinois base income. If Line 46 is zero, skip Lines 47 through 51, and enter "0" on Line 52.	46	89,578.00
47 Enter the base income from Form IL-1040, Line 9.	47 119,038.00	
48 Divide Line 46 by Line 47 (round to three decimal places). Enter the appropriate decimal. If Line 46 is greater than Line 47, enter 1.000.	48 0.753	
49 Enter your exemption allowance from your Form IL-1040, Line 10.	49 2,425.00	
50 Multiply Line 49 by the decimal on Line 48. This is your Illinois exemption allowance.	50	1,826.00
51 Subtract Line 50 from Line 46. This is your Illinois net income . Enter the amount here and on your Form IL-1040, Line 11.	→ 51	87,752.00
52 Multiply the amount on Line 51 by 4.95% (.0495). This amount may not be less than zero. Enter the amount here and on your Form IL-1040, Line 12. This is your tax .	→ 52	4,344.00



Illinois Department of Revenue

2023 Schedule IL-WIT Illinois Income Tax Withheld

Attach to your Form IL-1040. If you have more than five withholding forms, complete multiple copies of this schedule. **IL Attachment No. 31**

Use the reference for Column A shown in the chart below.

Form Type	Letter Code for Column A	Form Type	Letter Code for Column A
W-2	W	1099-DIV	D
W-2G	WG	1099-INT	I
1099-R	R	1042-S	S
1099-G	G	1099-B	B
1099-MISC	M	1099-K	K
1099-OID	O	1099-NEC	N

Step 1: Provide your withholding records (include all W-2 and 1099 forms that show Illinois withholding)

JOE PAUL PUNCHAPUTHUSSERY JOL _____ 1 7 6 - 1 1 - 8 0 3 4
 Your name as shown on Form IL-1040 Your Social Security number

Column A Form type	Column B Employer/Payer Identification Number	Column C Federal Wages, Winnings, Gross Distributions, Compensation, etc.	Column D Illinois Wages, Winnings, Gross Distributions, Compensation, etc.	Column E Illinois Income Tax Withheld
1 <u>W</u>	<u>46-1758631 000</u>	\$ <u>131,506.00</u>	\$ <u>89,578.00</u>	\$ <u>4,434.00</u>
2 _____	_____	\$ _____	\$ _____	\$ _____
3 _____	_____	\$ _____	\$ _____	\$ _____
4 _____	_____	\$ _____	\$ _____	\$ _____
5 _____	_____	\$ _____	\$ _____	\$ _____

Step 2: Provide spouse's withholding records (include all W-2 and 1099 forms that show Illinois withholding)

 Your spouse's name as shown on Form IL-1040 _____
 Your spouse's Social Security number _____

Column A Form type	Column B Employer/Payer Identification Number	Column C Federal Wages, Winnings, Gross Distributions, Compensation, etc.	Column D Illinois Wages, Winnings, Gross Distributions, Compensation, etc.	Column E Illinois Income Tax Withheld
6 _____	_____	\$ _____	\$ _____	\$ _____
7 _____	_____	\$ _____	\$ _____	\$ _____
8 _____	_____	\$ _____	\$ _____	\$ _____
9 _____	_____	\$ _____	\$ _____	\$ _____
10 _____	_____	\$ _____	\$ _____	\$ _____

Step 3: Total Illinois withholding

11 Add the amounts in Column E for Lines 1 through 10 (and the amounts from Column E of any additional copies you attached). This is the total amount of your Illinois income tax withheld.

Enter this amount here and on Form IL-1040, Line 25.

11 \$ 4,434.00

➔ Attach all Schedules IL-WIT to your IL-1040. ➔



Illinois Department of Revenue

Submission ID boxes

2023 IL-8453 Illinois Individual Income Tax Electronic Filing Declaration

(Do not mail) Form IL-8453 to the Illinois Department of Revenue unless it is requested for review.

Step 1: Provide taxpayer information

Form fields for Step 1: Name, address, spouse's name, social security number, etc.

Step 2: Complete information from tax return

Form fields for Step 2: Net income, tax, withholding, overpayment, total amount due, filing status.

Step 3: Complete direct deposit of refund or electronic funds withdrawal information (Optional)

To initiate a payment or refund transaction, the information in this Step must be included within the electronic transmission.

Form fields for Step 3: Routing no., account no., type of account, date, withdrawal amount, name on account.

Step 4: Taxpayer declaration and signature (Sign only after completing Step 2 and, if applicable, Step 3.)

- Consent that my refund may be directly deposited... I authorize the Illinois Department of Revenue... I do not want direct deposit...

Under penalties of perjury, I declare the information on my electronic Form IL-1040 or IL-1040-X and the information I provided to my electronic return originator (ERO) are identical.

Sign here section with signature and date lines for taxpayer and spouse.

Step 5: Electronic return originator (ERO) and paid preparer declaration and signature

I declare that I have examined this taxpayer's electronic Form IL-1040 or IL-1040-X, the information on this Form IL-8453, and accompanying information.

Form fields for Step 5: ERO's signature, date, firm name, address, PTIN, FEIN, etc.

Step 6: Attach required documents (e.g., W-2 forms, 1099 forms, IL-1310).

Do not mail Form IL-8453 and these documents unless requested for review.

