



Illinois Department of Revenue  
**2023 Form IL-1040**  
 Individual Income Tax Return

or for fiscal year ending \_\_\_/\_\_\_/\_\_\_

**Step 1: Personal Information** Enter personal information and Social Security numbers (SSN). You must provide the entire SSN(s) - no partial SSN.


**A**

895-47-3374 1998

WESLEY PEREIRA

48 E JOHN STREET 207  
 CHAMPAIGN IL 61820 CHAMPAIGN

WESLEYPEREIRA190898@GMAIL.COM



**B Filing status:**  Single  Married filing jointly  Married filing separately  Widowed  Head of household

**C Check** If someone can claim you, or your spouse if filing jointly, as a dependent. See instructions.  You  Spouse

**D Check** the box if this applies to you during 2023:  Nonresident - **Attach** Sch. NR  Part-year resident - **Attach** Sch. NR

**Step 2: Income**

(Whole dollars only)

<b>1</b> Federal adjusted gross income from your federal Form 1040 or 1040-SR, Line 11.	<b>1</b> 39,796.00
<b>2</b> Federally tax-exempt interest and dividend income from your federal Form 1040 or 1040-SR, Line 2a.	<b>2</b> .00
<b>3</b> Other additions. <b>Attach</b> Schedule M.	<b>3</b> .00
<b>4 Total income.</b> Add Lines 1 through 3.	<b>4</b> 39,796.00

**Step 3: Base Income**

<b>5</b> Social Security benefits and certain retirement plan income received if included in Line 1. <b>Attach</b> Page 1 of federal return.	<b>5</b> .00
<b>6</b> Illinois Income Tax overpayment included in federal Form 1040 or 1040-SR, Schedule 1, Ln. 1.	<b>6</b> .00
<b>7</b> Other subtractions. <b>Attach</b> Schedule M.	<b>7</b> .00
<b>8</b> Add Lines 5, 6, and 7. This is the total of your subtractions.	<b>8</b> .00
<b>9 Illinois base income.</b> Subtract Line 8 from Line 4.	<b>9</b> 39,796.00

**Step 4: Exemptions - See instructions for income limitations**

<b>10 a</b> Enter the exemption amount for yourself and your spouse. <b>See instructions.</b>	<b>a</b> 2,425.00
<b>b Check</b> if 65 or older: <input type="checkbox"/> You + <input type="checkbox"/> Spouse <b># of checkboxes X \$1,000 =</b>	<b>b</b> .00
<b>c Check</b> if legally blind: <input type="checkbox"/> You + <input type="checkbox"/> Spouse <b># of checkboxes X \$1,000 =</b>	<b>c</b> .00
<b>d</b> If you are claiming dependents, enter the amount from Schedule IL-E/EIC, Step 2, Line 1. <b>Attach</b> Schedule IL-E/EIC.	<b>d</b> 0.00
<b>Exemption allowance.</b> Add Lines 10a through 10d.	<b>10</b> 2,425.00

**Step 5: Net Income and Tax**

<b>11 Residents: Net income.</b> Subtract Line 10 from Line 9. <b>Nonresidents and part-year residents:</b> Enter the <b>Illinois net income</b> from Schedule NR. <b>Attach</b> Schedule NR.	<b>11</b> 19,200.00
<b>12 Residents:</b> Multiply Line 11 by 4.95% (.0495). Cannot be less than zero. <b>Nonresidents and part-year residents:</b> Enter the tax from Schedule NR.	<b>12</b> 950.00
<b>13</b> Recapture of investment tax credits. <b>Attach</b> Schedule 4255.	<b>13</b> .00
<b>14 Income tax.</b> Add Lines 12 and 13. Cannot be less than zero.	<b>14</b> 950.00

**Step 6: Tax After Nonrefundable Credits**

<b>15</b> Income tax paid to another state while an Illinois resident. <b>Attach</b> Schedule CR.	<b>15</b> .00
<b>16</b> Property tax, K-12 education expense, and volunteer emergency worker credit amount from Schedule ICR. <b>Attach</b> Schedule ICR.	<b>16</b> .00
<b>17</b> Credit amount from Schedule 1299-C. <b>Attach</b> Schedule 1299-C.	<b>17</b> .00
<b>18</b> Add Lines 15, 16, and 17. This is the total of your credits. Cannot exceed the tax amount on Line 14.	<b>18</b> 0.00
<b>19 Tax after nonrefundable credits.</b> Subtract Line 18 from Line 14.	<b>19</b> 950.00

**Step 7: Other Taxes**

<b>20</b> Household employment tax. See instructions.	<b>20</b> .00
<b>21</b> Use tax on internet, mail order, or other out-of-state purchases from UT Worksheet or UT Table in the instructions. <b>Do not</b> leave blank.	<b>21</b> 0.00
<b>22</b> Compassionate Use of Medical Cannabis Program Act and sale of assets by gaming licensee surcharges.	<b>22</b> .00
<b>23 Total Tax.</b> Add Lines 19, 20, 21, and 22.	<b>23</b> 950.00

Staple W-2 and 1099 forms here

Staple your check and IL-1040-V









**Step 3: Continued - Adjustments to Income**

	Column A Federal Total	Column B Illinois Portion
21 Enter the Illinois portion of your federal total income from Page 1, Step 3, Line 20.	21	20,446.00
22 Educator expenses (federal Form 1040 or 1040-SR, Schedule 1, Line 11)	22 .00	.00
23 Certain business expenses of reservists, performing artists, and fee-basis government officials (federal Form 1040 or 1040-SR, Schedule 1, Line 12)	23 .00	.00
24 Health savings account deduction (federal Form 1040 or 1040-SR, Schedule 1, Line 13)	24 .00	.00
25 Moving expenses for members of the Armed Forces (federal Form 1040 or 1040-SR, Schedule 1, Line 14)	25 .00	.00
26 Deductible part of self-employment tax (federal Form 1040 or 1040-SR, Schedule 1, Line 15)	26 .00	.00
27 Self-employed SEP, SIMPLE, and qualified plans (federal Form 1040 or 1040-SR, Schedule 1, Line 16)	27 .00	.00
28 Self-employed health insurance deduction (federal Form 1040 or 1040-SR, Schedule 1, Line 17)	28 .00	.00
29 Penalty on early withdrawal of savings (federal Form 1040 or 1040-SR, Schedule 1, Line 18)	29 .00	.00
30 Alimony paid (federal Form 1040 or 1040-SR, Schedule 1, Line 19a)	30 .00	.00
31 IRA deduction (federal Form 1040 or 1040-SR, Schedule 1, Line 20)	31 .00	.00
32 Student loan interest deduction (federal Form 1040 or 1040-SR, Schedule 1, Line 21)	32 .00	.00
33 RESERVED	33	
34 Archer MSA deduction (federal Form 1040 or 1040-SR, Schedule 1, Line 23)	34 .00	.00
35 Other adjustments (see instructions)	35 .00	.00
36 Add Column B, Lines 22 through 35. This is the Illinois portion of your federal adjustments to income.	36	.00
37 Enter your adjusted gross income as reported on your Form IL-1040, Line 1.	37 39,796.00	
38 Subtract Line 36 from Line 21. This is the Illinois portion of your federal adjusted gross income.	38	20,446.00

**Step 4: Figure your Illinois additions and subtractions**

*In Column A, enter the total amounts from your Form IL-1040. You must read the instructions for Column B to properly complete this step.*

	Column A Form IL-1040 Total	Column B Illinois Portion
39 Federally tax-exempt interest and dividend income (Form IL-1040, Line 2)	39 .00	.00
40 Other additions (Form IL-1040, Line 3)	40 .00	.00
41 Add Column B, Lines 38, 39, and 40. This is the Illinois portion of your total income.	41	20,446.00
42 Federally taxed Social Security and retirement income (Form IL-1040, Line 5)	42 .00	.00
43 Illinois Income Tax overpayment included on your fed. Form 1040 or 1040-SR, Schedule 1, Line 1. (Form IL-1040, Line 6)	43 .00	.00
44 Other subtractions (Form IL-1040, Line 7)	44 .00	.00
45 Add Column B, Lines 42 through 44. This is the total of your Illinois subtractions.	45	.00

**Step 5: Figure your Illinois income and tax**

46 Subtract Line 45 from Line 41. If Line 45 is larger than Line 41, enter zero. This is your Illinois base income. If Line 46 is zero, skip Lines 47 through 51, and enter "0" on Line 52.	46	20,446.00
47 Enter the base income from Form IL-1040, Line 9.	47 39,796.00	
48 Divide Line 46 by Line 47 (round to three decimal places). Enter the appropriate decimal. If Line 46 is greater than Line 47, enter 1.000.	48 0.514	
49 Enter your exemption allowance from your Form IL-1040, Line 10.	49 2,425.00	
50 Multiply Line 49 by the decimal on Line 48. This is your Illinois exemption allowance.	50	1,246.00
51 Subtract Line 50 from Line 46. This is your <b>Illinois net income</b> . Enter the amount here and on your Form IL-1040, Line 11. →	51	19,200.00
52 Multiply the amount on Line 51 by 4.95% (.0495). This amount may not be less than zero. Enter the amount here and on your Form IL-1040, Line 12. This is your <b>tax</b> . →	52	950.00



Illinois Department of Revenue

# 2023 Schedule IL-WIT Illinois Income Tax Withheld

Attach to your Form IL-1040. If you have more than five withholding forms, complete multiple copies of this schedule. **IL Attachment No. 31**

Use the reference for Column A shown in the chart below.

Form Type	Letter Code for Column A	Form Type	Letter Code for Column A
W-2	W	1099-DIV	D
W-2G	WG	1099-INT	I
1099-R	R	1042-S	S
1099-G	G	1099-B	B
1099-MISC	M	1099-K	K
1099-OID	O	1099-NEC	N

## Step 1: Provide your withholding records (include all W-2 and 1099 forms that show Illinois withholding)

WESLEY PEREIRA

Your name as shown on Form IL-1040

8 9 5 - 4 7 - 3 3 7 4  
Your Social Security number

Column A Form type	Column B Employer/Payer Identification Number	Column C Federal Wages, Winnings, Gross Distributions, Compensation, etc.	Column D Illinois Wages, Winnings, Gross Distributions, Compensation, etc.	Column E Illinois Income Tax Withheld
1 W	37-6000511	\$ 20,446.00	\$ 20,446.00	\$ 892.00
2		\$ .00	\$ .00	\$ .00
3		\$ .00	\$ .00	\$ .00
4		\$ .00	\$ .00	\$ .00
5		\$ .00	\$ .00	\$ .00

## Step 2: Provide spouse's withholding records (include all W-2 and 1099 forms that show Illinois withholding)

Your spouse's name as shown on Form IL-1040

Your spouse's Social Security number

Column A Form type	Column B Employer/Payer Identification Number	Column C Federal Wages, Winnings, Gross Distributions, Compensation, etc.	Column D Illinois Wages, Winnings, Gross Distributions, Compensation, etc.	Column E Illinois Income Tax Withheld
6		\$ .00	\$ .00	\$ .00
7		\$ .00	\$ .00	\$ .00
8		\$ .00	\$ .00	\$ .00
9		\$ .00	\$ .00	\$ .00
10		\$ .00	\$ .00	\$ .00

## Step 3: Total Illinois withholding

11 Add the amounts in Column E for Lines 1 through 10 (and the amounts from Column E of any additional copies you attached). This is the total amount of your Illinois income tax withheld.

Enter this amount here and on Form IL-1040, Line 25.

11 \$ 892.00

➔ Attach all Schedules IL-WIT to your IL-1040. ➔



Illinois Department of Revenue

Submission ID boxes

2023 IL-8453 Illinois Individual Income Tax Electronic Filing Declaration

(Do not mail) Form IL-8453 to the Illinois Department of Revenue unless it is requested for review.

Step 1: Provide taxpayer information

WESLEY PEREIRA 8 9 5 - 4 7 - 3 3 7 4
First name and middle initial Spouse's first name (and last name if different) Last name Social Security number
48 E JOHN STREET 207
Mailing address Spouse's Social Security number
CHAMPAIGN IL 61820 (447) 902-1286
City State ZIP Daytime phone number

Step 2: Complete information from tax return

Choose one: [X] IL-1040 [ ] IL-1040-X

1 Net income from Form IL-1040 or IL-1040-X, Line 11 1 19,200 | 00
2 Tax from Form IL-1040 or IL-1040-X, Line 14 2 950 | 00
3 Illinois Income Tax withheld from Form IL-1040 or IL-1040-X, Line 25 only (enter "0" if none) 3 892 | 00
4 Overpayment from Form IL-1040, Line 36 or IL-1040-X, Line 35 4 | 00
5 Total amount due from Form IL-1040, Line 40 or IL-1040-X, Line 38 5 58 | 00
6 Filing status: [X] Single [ ] Married filing jointly [ ] Married filing separately [ ] Widowed [ ] Head of household

Step 3: Complete direct deposit of refund or electronic funds withdrawal information (Optional)

To initiate a payment or refund transaction, the information in this Step must be included within the electronic transmission. Illinois does not support international ACH transactions. IDOR will only perform direct transactions (e.g., debit, deposit) with financial institutions located within the United States or those not funded by international funds. Electronic payments will not be accepted and refunds will be via paper check.

7 Routing no. (RN):
8 Account no. (AN):
9 Type of account: [ ] Checking [ ] Savings
10 Date the payment is to be electronically withdrawn: / /
11 Electronic funds withdrawal amount: | 00
12 Name on account:

Step 4: Taxpayer declaration and signature (Sign only after completing Step 2 and, if applicable, Step 3.)

- I consent that my refund may be directly deposited as designated in Step 3 and declare the information on Lines 7 through 9 is correct.
I authorize the Illinois Department of Revenue (IDOR) and its designated financial agent to initiate an ACH electronic funds withdrawal as designated in the electronic portion of my 2023 Illinois Original or Amended Individual Income Tax return.
I do not want direct deposit of my refund, or an electronic funds withdrawal (direct debit) of my balance due.

Under penalties of perjury, I declare the information on my electronic Form IL-1040 or IL-1040-X and the information I provided to my electronic return originator (ERO) are identical. To the best of my knowledge, my return is true, correct, and complete. I consent that my return, this declaration, and accompanying information may be sent to IDOR by my ERO. I authorize IDOR to inform my ERO and/or the transmitter when my return has been accepted or rejected. If rejected, I authorize IDOR to identify the reason(s) so the return may be corrected and retransmitted if possible.

Sign here Your signature Date Spouse's signature (if joint return, both must sign) Date

Step 5: Electronic return originator (ERO) and paid preparer declaration and signature

I declare that I have examined this taxpayer's electronic Form IL-1040 or IL-1040-X, the information on this Form IL-8453, and accompanying information. I have followed all requirements of this program and declare, under penalties of perjury, that to the best of my knowledge the taxpayer's return and accompanying information are true, correct, and complete.

ERO's signature Date 03/14/2024 Check if paid preparer: [X] (See instructions.)
GLOBAL TAXES LLC
Firm's name or your name if self-employed Your PTIN
245 ROONEY CT
Mailing address Federal employer identification number (FEIN)
E BRUNSWICK NJ 08816 (678) 965-9522
City State ZIP Daytime phone number

Step 6: Attach required documents (e.g., W-2 forms, 1099 forms, IL-1310).

Do not mail Form IL-8453 and these documents unless requested for review.




2023 NJ-1040  
New Jersey Resident Income Tax Return

For Privacy Act Notification, See Instructions

1555

NJ-1040  
2023  
Page 1



040MP01230

Your Social Security Number (required)  
895473374

Last Name, First Name, Initial (Joint Filers enter first name and middle initial of each. Enter spouse's/CU partner's last name ONLY if different.)  
PEREIRA WESLEY

Spouse's/CU Partner's SSN (if filing jointly)

County/Municipality Code (See Table page 50)  
0101

Home Address (Number and Street, including apartment number)  
48 E JOHN STREET APT 207

City, Town, Post Office  
CHAMPAIGN

State ZIP Code  
IL 61820

Driver's License Number (Voluntary) (See instructions)


- Federal extension filed.
- The address above is a foreign address.
- Your address has changed.
- Death certificate is enclosed.
- Do not want a paper form next year.
- I authorize the Division of Taxation to discuss my return and enclosures with my preparer.
- NJ-1040-O is enclosed.


**Gubernatorial Elections Fund** Note: This does not reduce your refund or increase your balance due.

Do you want to designate \$1 to the Gubernatorial Elections Fund?	You	Yes	No
If joint return, does your spouse want to designate \$1?	Spouse/CU Partner	Yes	No

**Direct Deposit Information**

dd1. Direct deposit indicator (1 for direct deposit, 4 for no direct deposit)	dd1.	1	
dd2. Account type (C for checking, S for savings)	dd2.	C	
dd3. Fill in the checkbox if the direct deposit is going to an account outside the United States	dd3.		
dd4. Routing number	dd4.		103000648
dd5. Account number	dd5.		885995057





Name(s) as shown on Form NJ-1040  
PEREIRA WESLEY

Your Social Security Number  
895473374

1555

Part-year residents, provide months/days you were a New Jersey resident during 2023:  
From: 060123 To: 123123

Fiscal year filers only:  
Enter month of your year end 2 0 2 4

**Filing Status**  
Fill in only one.

- 1.  Single
- 2.  Married/CU Couple, filing joint return
- 3.  Married/CU Partner, filing separate return
- 4.  Head of Household Enter spouse's/CU partner's SSN
- 5.  Qualifying Widow(er)/Surviving CU Partner  
Indicate the year of your spouse's/CU partner's death: 2021 2022

**Exemptions**


Fill in the ovals that apply. You must enter a total in the boxes to the right and complete the calculation.

6. Regular	<input checked="" type="checkbox"/>	Self	Spouse/CU Partner	Domestic Partner	1	x \$1,000 =	<u>1000</u>
7. Senior 65+ (Born in 1958 or earlier)	<input type="checkbox"/>	Self	Spouse/CU Partner			x \$1,000 =	_____
8. Blind/Disabled	<input type="checkbox"/>	Self	Spouse/CU Partner			x \$1,000 =	_____
9. Veteran	<input type="checkbox"/>	Self	Spouse/CU Partner			x \$6,000 =	_____
10. Qualified Dependent Children	<input type="checkbox"/>					x \$1,500 =	_____
11. Other Dependents	<input type="checkbox"/>					x \$1,500 =	_____
12. Dependents Attending Colleges (See instructions)	<input type="checkbox"/>					x \$1,000 =	_____
13. Total Exemption Amount (Add totals from the lines at 6 through 12)						13.	<u>1000</u> .

14. Dependent Information. Provide the following information for each dependent.

	Last Name, First Name, Middle Initial	Social Security Number	Birth Year	No Health Insurance
a.	_____			
b.	_____			
c.	_____			
d.	_____			






040MP03230

Name(s) as shown on Form NJ-1040  
PEREIRA WESLEY

Your Social Security Number  
895473374

1555

15. Wages, salaries, tips, and other employee compensation (State wages from Box 16 of enclosed W-2(s)) (See instructions)	15.	19167 .	
16a. Taxable interest income (Enclose federal Schedule B if over \$1,500) (See instructions)	16a.	.	
16b. Tax-exempt interest income (Enclose Schedule) (See instructions) Do not include on line 16a	16b.	.	
17. Dividends	17.	.	
18. Net profits from business (Schedule NJ-BUS-1, Part I, line 4) (Enclose federal Schedule C)	18.	.	
19. Net gains or income from disposition of property (Schedule NJ-DOP, line 4)	19.	.	
20a. Taxable pensions, annuities, and IRA distributions/withdrawals (See instructions)	20a.	.	
20b. Excludable pension, annuity, and IRA distributions/withdrawals	20b.	.	
21. Distributive Share of Partnership Income (Schedule NJ-BUS-1, Part II, line 4) (Enclose Schedule NJK-1 or federal Schedule K-1)	21.	.	
22. Net pro rata share of S Corporation Income (Schedule NJ-BUS-1, Part III, line 4) (Enclose Schedule NJ-K-1 or federal Schedule K-1)	22.	.	
23. Net gains or income from rents, royalties, patents, and copyrights (Schedule NJ-BUS-1, Part IV, line 4)	23.	.	
24. Net gambling winnings (See instructions)	24.	.	
25. Alimony and separate maintenance payments received	25.	.	
26. Other (Enclose documents) (See instructions)	26.	.	
27. Total Income (Add lines 15, 16a, 17 through 20a, and 21 through 26)	27.	19167 .	
28a. Pension/Retirement Exclusion (See instructions)	28a.	.	
28b. Other Retirement Income Exclusion (See Worksheet D and instructions pages 19-20)	28b.	.	
28c. Total Exclusion Amount (Add lines 28a and 28b)	28c.	.	
29. New Jersey Gross Income (Subtract line 28c from line 27) (See instructions)	29.	19167 .	
30. Exemption Amount (Enter amount from line 13. Part-year residents see instr.)	30.	583 .	
31. Medical Expenses (See Worksheet F and instructions)	31.	.	
32. Alimony and separate maintenance payments (See instructions)	32.	.	
33. Qualified Conservation Contribution	33.	.	
34. Health Enterprise Zone Deduction	34.	.	
35. Alternative Business Calculation Adjustment (Schedule NJ-BUS-2, line 11)	35.	0 .	
36. Organ/Bone Marrow Donation Deduction (See instructions)	36.	.	
37a. NJBEST Deduction	37a.	.	
37b. NJCLASS Deduction	37b.	.	
37c. NJ Higher Ed. Tuition Deduction	37c.	.	
38. Total Exemptions and Deductions (Add lines 30 through 37c)	38.	583 .	
39. Taxable Income (Subtract line 38 from line 29)	39.	18584 .	
40a. Total Property Taxes (18% of Rent) Paid (See instructions page 25)	40a.	.	
40b. Indicate your residency status during 2023 (fill in only one)			
	Homeowner	Tenant	Both
41. Property Tax Deduction (From Worksheet H) (See instructions)	41.	.	
42. New Jersey Taxable Income (Subtract line 41 from line 39)	42.	18584 .	
43. Tax on amount on line 42 (Tax Table page 52)	43.	260 .	
44. Credit For Income Taxes Paid to Other Jurisdictions (Enclose Schedule NJ-COJ) (See instructions)	44.	.	
Enter Code			
45. Balance of Tax (Subtract line 44 from line 43)	45.	260 .	
46. Sheltered Workshop Tax Credit	46.	.	
47. Gold Star Family Counseling Credit (See instructions)	47.	.	
48. Credit for Employer of Organ/Bone Marrow Donor (See instructions)	48.	.	
49. Total Credits (Add lines 46 through 48)	49.	.	
50. Balance of Tax After Credits (Subtract line 49 from line 45) If zero or less, make no entry	50.	260 .	
51. Use Tax Due on Internet, Mail-Order, or Other Out-of-State Purchases (See instructions) If no Use Tax, enter 0	51.	0 .	
52. Interest on Underpayment of Estimated Tax	52.	.	
Fill in if Form NJ-2210 is enclosed			
53a. Fill in if anyone in your tax household does not currently have health insurance. (Enclose NJ-EZ Enroll form) (See instructions)	53a.	.	



040MP04230

Name(s) as shown on Form NJ-1040  
**PEREIRA WESLEY**

Your Social Security Number  
**895473374**

**1555**

53b. If you indicated at line 53a that someone in your tax household does not have health insurance, fill in to allow Get Covered New Jersey to assist with obtaining coverage (See instructions)	53b.	
53c. Shared Responsibility Payment (See instructions) <b>REQUIRED</b> Enclose Schedule NJ-HCC and fill in	53c.	0 .
54. Total Tax Due (Add lines 50 through 53c)	54.	260 .
55. Total NJ Income Tax Withheld (Enclose Forms W-2 and 1099) (Part-year residents, see instructions)	55.	955 .
56. Property Tax Credit (See instructions page 24)	56.	. .
57. New Jersey Estimated Tax Payments/Credit from 2022 tax return	57.	. .
58. New Jersey Earned Income Tax Credit (See instructions) Fill in if you had the IRS calculate your federal earned income credit Fill in if you are a CU couple claiming the NJ Earned Income Tax Credit	58.	. .
59. Excess New Jersey UI/WF/SWF Withheld (Enclose Form NJ-2450) (See instructions)	59.	. .
60. Excess New Jersey Disability Insurance Withheld (Enclose Form NJ-2450) (See instructions)	60.	. .
61. Excess New Jersey Family Leave Insurance Withheld (Enclose Form NJ-2450) (See instructions)	61.	. .
62. Wounded Warrior Caregivers Credit (See instructions)	62.	. .
63. Pass-Through Business Alternative Income Tax Credit (See instructions)	63.	. .
64. Child and Dependent Care Credit (See instructions) Fill in if you are a CU couple claiming the Child and Dependent Care Credit	64.	. .
65. New Jersey Child Tax Credit (See instructions) Number of dependents age 5 or younger on 12/31/2023	65.	. .
66. Total Withholdings, Credits, and Payments (Add lines 55 through 65)	66.	955 .
67. If line 66 is less than line 54, you have tax due. Subtract line 66 from line 54 and enter the amount you owe If you owe tax, you can still make a donation on lines 70 through 77.	67.	. .
68. If the total on line 66 is more than line 54, you have an overpayment. Subtract line 54 from line 66 and enter the overpayment	68.	695 .
69. Amount from line 68 you want to credit to your 2024 tax	69.	. .
70. Contribution to N.J. Endangered Wildlife Fund	70.	. .
71. Contribution to N.J. Children's Trust Fund to Prevent Child Abuse	71.	. .
72. Contribution to N.J. Vietnam Veterans' Memorial Fund	72.	. .
73. Contribution to N.J. Breast Cancer Research Fund	73.	. .
74. Contribution to U.S.S. New Jersey Educational Museum Fund	74.	. .
75. Other Designated Contribution (See instructions) <span style="float:right">Enter Code</span>	75.	. .
76. Other Designated Contribution (See instructions) <span style="float:right">Enter Code</span>	76.	. .
77. Other Designated Contribution (See instructions) <span style="float:right">Enter Code</span>	77.	. .
78. Total Adjustments to Tax Due/Overpayment amount (Add lines 69 through 77)	78.	. .
79. Balance due (If line 67 is more than zero, add line 67 and line 78)	79.	. .
80. Refund amount (If line 68 is more than zero, subtract line 78 from line 68)	80.	695 .

Under penalties of perjury, I declare that I have examined this Income Tax return, including accompanying schedules and statements, and to the best of my knowledge and belief, it is true, correct, and complete. If prepared by a person other than the taxpayer, this declaration is based on all information of which the preparer has any knowledge.

_____ Your Signature	_____ Date	_____ Spouse's/CU Partner's Signature (required if filing jointly)	_____ Date
Paid Preparer's Signature		Federal Identification Number	

<b>SYAM PRIYA RAM SAGAR GUPTA TALLAM</b>	<b>P02082703</b>
--	------------------

<b>GLOBAL TAXES LLC</b>	<b>84-3171965</b>
-------------------------	-------------------

**Tax Due Address**  
Enclose payment along with the NJ-1040-V payment voucher and tax return. Use the labels provided with the envelope and mail to:  
State of New Jersey  
Division of Taxation  
Revenue Processing Center - Payments  
PO Box 111  
Trenton, NJ 08645-0111  
Include Social Security number and make check or money order payable to:  
State of New Jersey - TGI  
You can also make a payment on our website:  
[nj.gov/taxation](http://nj.gov/taxation)

**Refund or No Tax Due Address**  
Use the labels provided with the envelope and mail to:  
New Jersey Division of Taxation  
Revenue Processing Center - Refunds  
PO Box 555  
Trenton, NJ 08647-0555

# REQUIRED

If your income on line 29 is above the filing threshold, you **must** submit this schedule with your return.

Name(s) as shown on Form NJ-1040 <b>PEREIRA WESLEY</b>	Social Security Number <b>895-47-3374</b>
---	--

## Schedule NJ-HCC

## Health Care Coverage

## 2023

If your income on line 29 is at or below the filing threshold (see instructions), do not complete this schedule.

### Part I

Did you and, if applicable, all members of your tax household, have minimum essential health coverage for every month in 2023? (See instructions for line 53c, NJ-1040.) Part-year residents include only months as a New Jersey resident.

- Yes. You do not owe a shared responsibility payment. Fill in the oval at line 53c, NJ-1040, and enclose this schedule with your return.
- No. Continue to Part II.

If you or any member of your tax household does not **currently** have minimum essential health coverage, also complete the NJ-EZ Enroll form. (See instructions for lines 53a and 53b, NJ-1040.)

### Part II

Enter the name and Social Security number for each member of your tax household. Check the box for every month each person had minimum essential health coverage or qualified for an exemption (part-year residents include only months as a New Jersey resident). If an individual qualified for an exemption, enter the exemption number. (See instructions for line 53c, NJ-1040.) If an individual has more than one exemption number, check the box. If you need more space, enclose a statement listing any additional individuals.

		Jan	Feb	Mar	Apr	May	Jun	Jul	Aug	Sep	Oct	Nov	Dec
Name	Social Security Number												
Exemption number:	<input type="text"/>	Check box if this individual has more than one exemption number <input type="checkbox"/>											

		Jan	Feb	Mar	Apr	May	Jun	Jul	Aug	Sep	Oct	Nov	Dec
Name	Social Security Number												
Exemption number:	<input type="text"/>	Check box if this individual has more than one exemption number <input type="checkbox"/>											

		Jan	Feb	Mar	Apr	May	Jun	Jul	Aug	Sep	Oct	Nov	Dec
Name	Social Security Number												
Exemption number:	<input type="text"/>	Check box if this individual has more than one exemption number <input type="checkbox"/>											

		Jan	Feb	Mar	Apr	May	Jun	Jul	Aug	Sep	Oct	Nov	Dec
Name	Social Security Number												
Exemption number:	<input type="text"/>	Check box if this individual has more than one exemption number <input type="checkbox"/>											

		Jan	Feb	Mar	Apr	May	Jun	Jul	Aug	Sep	Oct	Nov	Dec
Name	Social Security Number												
Exemption number:	<input type="text"/>	Check box if this individual has more than one exemption number <input type="checkbox"/>											

**Statement for Wages, Salaries, and Tips**  
 NJ-1040 or NJ-1040NR, line 15

**2023**

Name <u>PEREIRA WESLEY</u>	Social Security No. <u>895-47-3374</u>
-------------------------------	---

	Income from all sources	Income attributed to New Jersey (part-year resident or non- resident only)
<b>Not applicable if a part-year nonresident with NJ source income.</b>		
<b>1</b> Wages, from Form W-2 . . . . .	39,613.	19,167.
<b>Deductions from wages:</b> Complete the following if included on line 1 above and meet all requirements (see help)		
<b>a</b> Meals and lodging . . . . .		
<b>b</b> Employee business expenses . . . . .		
<b>c</b> Moving expenses . . . . .		
<b>d</b> Compensation for injuries or sickness . . . . .		
<b>e</b> Total deductions from wages . . . . .		
<b>f</b> Taxable wages . . . . .	39,613.	19,167.
<b>2</b> Miscellaneous income, Form 8919 . . . . .		
<b>3</b> Excess employee business expense reimbursement . . . . .		
<b>4</b> Taxable tips, from Form 4137, plus non-cash tips . . . . .		
<b>5</b> Excess moving expense reimbursement . . . . .		
<b>6</b> Wages earned as a household employee (if less than \$2,000 and without a Form W-2) . . . . .		
<b>7</b> Wages from a foreign source . . . . .		
<b>8</b> Ordinary income from ESPP stock sale and incentive stock options . . . . .		
<b>9</b> Military spouses residency relief act (see New Jersey instructions) . . . . .		
<b>10</b> Other:  _____  _____  _____  _____		
<b>11 Total wages, salaries, tips, etc</b> . . . . . Enter on line 15 of NJ-1040 or NJ-1040NR	39,613.	19,167.