

IRS e-file Signature Authorization

▶ **ERO must obtain and retain completed Form 8879.**
▶ **Go to www.irs.gov/Form8879 for the latest information.**

Submission Identification Number (SID) ▶

Taxpayer's name VASAVI REDDY MUDHIREDDY	Social security number 286-59-2244
Spouse's name	Spouse's social security number

Part I Tax Return Information — Tax Year Ending December 31, 2023 (Enter year you are authorizing.)

Enter whole dollars only on lines 1 through 5.

Note: Form 1040-SS filers use line 4 only. Leave lines 1, 2, 3, and 5 blank.

1 Adjusted gross income	1	84,226.
2 Total tax	2	3,290.
3 Federal income tax withheld from Form(s) W-2 and Form(s) 1099	3	10,790.
4 Amount you want refunded to you	4	7,500.
5 Amount you owe	5	

Part II Taxpayer Declaration and Signature Authorization (Be sure you get and keep a copy of your return)

Under penalties of perjury, I declare that I have examined a copy of the income tax return (original or amended) I am now authorizing, and to the best of my knowledge and belief, it is true, correct, and complete. I further declare that the amounts in Part I above are the amounts from the income tax return (original or amended) I am now authorizing. I consent to allow my intermediate service provider, transmitter, or electronic return originator (ERO) to send my return to the IRS and to receive from the IRS (a) an acknowledgement of receipt or reason for rejection of the transmission, (b) the reason for any delay in processing the return or refund, and (c) the date of any refund. If applicable, I authorize the U.S. Treasury and its designated Financial Agent to initiate an ACH electronic funds withdrawal (direct debit) entry to the financial institution account indicated in the tax preparation software for payment of my federal taxes owed on this return and/or a payment of estimated tax, and the financial institution to debit the entry to this account. This authorization is to remain in full force and effect until I notify the U.S. Treasury Financial Agent to terminate the authorization. To revoke (cancel) a payment, I must contact the U.S. Treasury Financial Agent at **1-888-353-4537**. Payment cancellation requests must be received no later than 2 business days prior to the payment (settlement) date. I also authorize the financial institutions involved in the processing of the electronic payment of taxes to receive confidential information necessary to answer inquiries and resolve issues related to the payment. I further acknowledge that the personal identification number (PIN) below is my signature for the income tax return (original or amended) I am now authorizing and, if applicable, my Electronic Funds Withdrawal Consent.

Taxpayer's PIN: check one box only

I authorize GLOBAL TAXES LLC to enter or generate my PIN

9	2	2	4	4
---	---	---	---	---

 as my signature on the income tax return (original or amended) I am now authorizing. **Enter five digits, but don't enter all zeros**

I will enter my PIN as my signature on the income tax return (original or amended) I am now authorizing. Check this box **only** if you are entering your own PIN **and** your return is filed using the Practitioner PIN method. The ERO must complete Part III below.

Your signature ▶ _____ Date ▶ _____

Spouse's PIN: check one box only

I authorize _____ to enter or generate my PIN

--	--	--	--	--

 as my signature on the income tax return (original or amended) I am now authorizing. **Enter five digits, but don't enter all zeros**

I will enter my PIN as my signature on the income tax return (original or amended) I am now authorizing. Check this box **only** if you are entering your own PIN **and** your return is filed using the Practitioner PIN method. The ERO must complete Part III below.

Spouse's signature ▶ _____ Date ▶ _____

Practitioner PIN Method Returns Only—continue below

Part III Certification and Authentication — Practitioner PIN Method Only

ERO's EFIN/PIN. Enter your six-digit EFIN followed by your five-digit self-selected PIN.

2	2	2	4	9	6	0	8	2	7	1
---	---	---	---	---	---	---	---	---	---	---

Don't enter all zeros

I certify that the above numeric entry is my PIN, which is my signature for the electronic individual income tax return (original or amended) I am now authorized to file for tax year indicated above for the taxpayer(s) indicated above. I confirm that I am submitting this return in accordance with the requirements of the Practitioner PIN method and **Pub. 1345**, Handbook for Authorized IRS e-file Providers of Individual Income Tax Returns.

ERO's signature ▶ _____ Date ▶ _____

ERO Must Retain This Form — See Instructions
Don't Submit This Form to the IRS Unless Requested To Do So

For the year Jan. 1–Dec. 31, 2023, or other tax year beginning , 2023, ending , 20 See separate instructions.

Your first name and middle initial VASAVI REDDY Last name MUDHIREDDY Your social security number 286 59 2244

If joint return, spouse's first name and middle initial Last name Spouse's social security number

Home address (number and street). If you have a P.O. box, see instructions. 1239, 1715 US ROUTE 46 Apt. no. Presidential Election Campaign Check here if you, or your spouse if filing jointly, want \$3 to go to this fund. Checking a box below will not change your tax or refund. [] You [] Spouse

Filing Status [X] Single [] Head of household (HOH) [] Married filing jointly (even if only one had income) [] Married filing separately (MFS) [] Qualifying surviving spouse (QSS) If you checked the MFS box, enter the name of your spouse. If you checked the HOH or QSS box, enter the child's name if the qualifying person is a child but not your dependent:

Digital Assets At any time during 2023, did you: (a) receive (as a reward, award, or payment for property or services); or (b) sell, exchange, or otherwise dispose of a digital asset (or a financial interest in a digital asset)? (See instructions.) [] Yes [X] No

Standard Deduction Someone can claim: [] You as a dependent [] Your spouse as a dependent [] Spouse itemizes on a separate return or you were a dual-status alien

Age/Blindness You: [] Were born before January 2, 1959 [] Are blind Spouse: [] Was born before January 2, 1959 [] Is blind

Table with 5 columns: (1) First name, Last name, (2) Social security number, (3) Relationship to you, (4) Check the box if qualifies for (see instructions): Child tax credit, Credit for other dependents. Includes rows for dependents.

Income section table with rows 1a through 1z. 1a Total amount from Form(s) W-2, box 1 (see instructions) 84,226. 1b Household employee wages not reported on Form(s) W-2. 1c Tip income not reported on line 1a (see instructions). 1d Medicaid waiver payments not reported on Form(s) W-2 (see instructions). 1e Taxable dependent care benefits from Form 2441, line 26. 1f Employer-provided adoption benefits from Form 8839, line 29. 1g Wages from Form 8919, line 6. 1h Other earned income (see instructions) 0. 1i Nontaxable combat pay election (see instructions). 1z Add lines 1a through 1h 84,226.

Table with rows 2a through 6a. 2a Tax-exempt interest. 2b Taxable interest. 3a Qualified dividends. 3b Ordinary dividends. 4a IRA distributions. 4b Taxable amount. 5a Pensions and annuities. 5b Taxable amount. 6a Social security benefits. 6b Taxable amount.

Table with rows 7 through 15. 7 Capital gain or (loss). Attach Schedule D if required. If not required, check here. 8 Additional income from Schedule 1, line 10. 9 Add lines 1z, 2b, 3b, 4b, 5b, 6b, 7, and 8. This is your total income 84,226. 10 Adjustments to income from Schedule 1, line 26. 11 Subtract line 10 from line 9. This is your adjusted gross income 84,226. 12 Standard deduction or itemized deductions (from Schedule A) 13,850. 13 Qualified business income deduction from Form 8995 or Form 8995-A. 14 Add lines 12 and 13 13,850. 15 Subtract line 14 from line 11. If zero or less, enter -0-. This is your taxable income 70,376.

Attach Sch. B if required. Standard Deduction for— • Single or Married filing separately, \$13,850 • Married filing jointly or Qualifying surviving spouse, \$27,700 • Head of household, \$20,800 • If you checked any box under Standard Deduction, see instructions.

Tax and Credits	16	Tax (see instructions). Check if any from Form(s): 1 <input type="checkbox"/> 8814 2 <input type="checkbox"/> 4972 3 <input type="checkbox"/> _____ . . .	16	10,790.
	17	Amount from Schedule 2, line 3	17	
	18	Add lines 16 and 17	18	10,790.
	19	Child tax credit or credit for other dependents from Schedule 8812	19	
	20	Amount from Schedule 3, line 8	20	7,500.
	21	Add lines 19 and 20	21	7,500.
	22	Subtract line 21 from line 18. If zero or less, enter -0-	22	3,290.
	23	Other taxes, including self-employment tax, from Schedule 2, line 21	23	0.
	24	Add lines 22 and 23. This is your total tax	24	3,290.

Payments	25	Federal income tax withheld from:		
	a	Form(s) W-2	25a	10,790.
	b	Form(s) 1099	25b	
	c	Other forms (see instructions)	25c	
	d	Add lines 25a through 25c	25d	10,790.
	26	2023 estimated tax payments and amount applied from 2022 return	26	
	27	Earned income credit (EIC) <input type="checkbox"/> No	27	
	28	Additional child tax credit from Schedule 8812	28	
	29	American opportunity credit from Form 8863, line 8	29	
	30	Reserved for future use	30	
	31	Amount from Schedule 3, line 15	31	
	32	Add lines 27, 28, 29, and 31. These are your total other payments and refundable credits	32	
	33	Add lines 25d, 26, and 32. These are your total payments	33	10,790.

Refund	34	If line 33 is more than line 24, subtract line 24 from line 33. This is the amount you overpaid	34	7,500.
	35a	Amount of line 34 you want refunded to you . If Form 8888 is attached, check here <input type="checkbox"/>	35a	7,500.
Direct deposit? See instructions.	b	Routing number 0 2 1 2 0 0 3 3 9 c Type: <input checked="" type="checkbox"/> Checking <input type="checkbox"/> Savings		
	d	Account number 3 8 1 0 5 6 7 0 2 3 4 3		
	36	Amount of line 34 you want applied to your 2024 estimated tax	36	

Amount You Owe	37	Subtract line 33 from line 24. This is the amount you owe . For details on how to pay, go to www.irs.gov/Payments or see instructions	37	
	38	Estimated tax penalty (see instructions)	38	

Third Party Designee Do you want to allow another person to discuss this return with the IRS? See instructions **Yes**. Complete below. **No**

Designee's name _____ Phone no. _____ Personal identification number (PIN) _____

Sign Here Under penalties of perjury, I declare that I have examined this return and accompanying schedules and statements, and to the best of my knowledge and belief, they are true, correct, and complete. Declaration of preparer (other than taxpayer) is based on all information of which preparer has any knowledge.

Your signature _____	Date _____	Your occupation APPLICATION DEVELOPER	If the IRS sent you an Identity Protection PIN, enter it here (see inst.)
Spouse's signature. If a joint return, both must sign. _____	Date _____	Spouse's occupation	If the IRS sent your spouse an Identity Protection PIN, enter it here (see inst.)

Phone no. (571) 208-7884 Email address VASAVIREDDYM5643@GMAIL.COM

Paid Preparer Use Only

Preparer's name SYAM PRIYA RAM SAGAR GUPTA TALLAM	Preparer's signature SYAM PRIYA RAM SAGAR GUPTA TALLAM	Date 03/08/2024	PTIN P02082703	Check if: <input type="checkbox"/> Self-employed
Firm's name GLOBAL TAXES LLC	Firm's address 245 ROONEY CT E BRUNSWICK NJ 08816			Phone no. (678) 965-9522 Firm's EIN 84-3171965

**SCHEDULE 3
(Form 1040)**

Department of the Treasury
Internal Revenue Service

Additional Credits and Payments

Attach to Form 1040, 1040-SR, or 1040-NR.
Go to www.irs.gov/Form1040 for instructions and the latest information.

OMB No. 1545-0074

2023

Attachment
Sequence No. **03**

Name(s) shown on Form 1040, 1040-SR, or 1040-NR
VASAVI REDDY MUDHIREDDY

Your social security number
286-59-2244

Part I Nonrefundable Credits

1	Foreign tax credit. Attach Form 1116 if required	1	
2	Credit for child and dependent care expenses from Form 2441, line 11. Attach Form 2441	2	
3	Education credits from Form 8863, line 19	3	
4	Retirement savings contributions credit. Attach Form 8880	4	
5a	Residential clean energy credit from Form 5695, line 15	5a	
b	Energy efficient home improvement credit from Form 5695, line 32	5b	
6	Other nonrefundable credits:		
a	General business credit. Attach Form 3800	6a	
b	Credit for prior year minimum tax. Attach Form 8801	6b	
c	Adoption credit. Attach Form 8839	6c	
d	Credit for the elderly or disabled. Attach Schedule R	6d	
e	Reserved for future use	6e	
f	Clean vehicle credit. Attach Form 8936	6f	7,500.
g	Mortgage interest credit. Attach Form 8396	6g	
h	District of Columbia first-time homebuyer credit. Attach Form 8859	6h	
i	Qualified electric vehicle credit. Attach Form 8834	6i	
j	Alternative fuel vehicle refueling property credit. Attach Form 8911	6j	
k	Credit to holders of tax credit bonds. Attach Form 8912	6k	
l	Amount on Form 8978, line 14. See instructions	6l	
m	Credit for previously owned clean vehicles. Attach Form 8936	6m	
z	Other nonrefundable credits. List type and amount: _____	6z	
7	Total other nonrefundable credits. Add lines 6a through 6z	7	7,500.
8	Add lines 1 through 4, 5a, 5b, and 7. Enter here and on Form 1040, 1040-SR, or 1040-NR, line 20	8	7,500.

(continued on page 2)

Part II Other Payments and Refundable Credits

9	Net premium tax credit. Attach Form 8962		9	
10	Amount paid with request for extension to file (see instructions)		10	
11	Excess social security and tier 1 RRTA tax withheld		11	
12	Credit for federal tax on fuels. Attach Form 4136		12	
13	Other payments or refundable credits:			
a	Form 2439	13a		
b	Credit for repayment of amounts included in income from earlier years	13b		
c	Elective payment election amount from Form 3800, Part III, line 6, column (i)	13c		
d	Deferred amount of net 965 tax liability (see instructions)	13d		
z	Other payments or refundable credits. List type and amount:	13z		
14	Total other payments or refundable credits. Add lines 13a through 13z		14	
15	Add lines 9 through 12 and 14. Enter here and on Form 1040, 1040-SR, or 1040-NR, line 31		15	

Department of the Treasury
Internal Revenue Service

Attach to your tax return.
Go to www.irs.gov/Form8936 for instructions and the latest information.

2023
Attachment
Sequence No. **69**

Name(s) shown on return

VASAVI REDDY MUDHIREDDY

Identifying number

286-59-2244

Notes: • Complete a separate Schedule A (Form 8936) for each clean vehicle placed in service during the tax year.
• Individuals completing Parts II, III, or IV, must also complete Part I. See "Note" text below.

Part I Modified Adjusted Gross Income Amount

1a	Enter the amount from line 11 of your 2023 Form 1040, 1040-SR, or 1040-NR	1a	84,226.	
b	Enter any income from Puerto Rico you excluded	1b		
c	Enter any amount from Form 2555, line 45	1c		
d	Enter any amount from Form 2555, line 50	1d		
e	Enter any amount from Form 4563, line 15	1e		
2	Add lines 1a through 1e	2		84,226.
3a	Enter the amount from line 11 of your 2022 Form 1040, 1040-SR, or 1040-NR	3a		
b	Enter any income from Puerto Rico you excluded	3b		
c	Enter any amount from Form 2555, line 45	3c		
d	Enter any amount from Form 2555, line 50	3d		
e	Enter any amount from Form 4563, line 15	3e		
4	Add lines 3a through 3e	4		
5	Enter the smaller of line 2 or line 4	5		84,226.

Part II Credit for Business/Investment Use Part of New Clean Vehicles

Note: Individuals can't claim a credit on line 6 if Part I, line 5, is more than \$150,000 (\$300,000 if married filing jointly or a qualifying surviving spouse; \$225,000 if head of household).

6	Enter the total credit amount figured in Part II of Schedule(s) A (Form 8936)	6		0.
7	New clean vehicle credit from partnerships and S corporations (see instructions)	7		
8	Business/investment use part of credit. Add lines 6 and 7. Partnerships and S corporations, stop here and report this amount on Schedule K. All others, report this amount on Form 3800, Part III, line 1y	8		0.

Part III Credit for Personal Use Part of New Clean Vehicles

Note: You can't claim the Part III credit if Part I, line 5, is more than \$150,000 (\$300,000 if married filing jointly or a qualifying surviving spouse; \$225,000 if head of household).

9	Enter the total credit amount figured in Part III of Schedule(s) A (Form 8936)	9		7,500.
10	Enter the amount from Form 1040, 1040-SR, or 1040-NR, line 18	10		10,790.
11	Personal credits from Form 1040, 1040-SR, or 1040-NR (see instructions)	11		
12	Subtract line 11 from line 10. If zero or less, enter -0- and stop here. You can't claim the personal use part of the credit	12		10,790.
13	Personal use part of credit. Enter the smaller of line 9 or line 12 here and on Schedule 3 (Form 1040), line 6f. If line 12 is smaller than line 9, see instructions	13		7,500.

Part IV Credit for Previously Owned Clean Vehicles

Note: You can't claim the Part IV credit if Part I, line 5, is more than \$75,000 (\$150,000 if married filing jointly or a qualifying surviving spouse; \$112,500 if head of household).

14	Enter the total credit amount figured in Part IV of Schedule(s) A (Form 8936)	14		
15	Enter the amount from Form 1040, 1040-SR, or 1040-NR, line 18	15		
16	Personal credits from Form 1040, 1040-SR, or 1040-NR (see instructions)	16		
17	Subtract line 16 from line 15. If zero or less, enter -0- and stop here. You can't claim the Part IV credit	17		
18	Enter the smaller of line 14 or line 17 here and on Schedule 3 (Form 1040), line 6m. If line 17 is smaller than line 14, see instructions	18		

Part V Credit for Qualified Commercial Clean Vehicles

19	Enter the total credit amount figured in Part V of Schedule(s) A (Form 8936)	19		
20	Qualified commercial clean vehicle credit from partnerships and S corporations (see instructions)	20		
21	Add lines 19 and 20. Partnerships and S corporations, stop here and report this amount on Schedule K. All others, report this amount on Form 3800, Part III, line 1aa	21		

**SCHEDULE A
(Form 8936)**

Clean Vehicle Credit Amount

OMB No. 1545-2137

2023

Department of the Treasury
Internal Revenue Service

**Attach to your tax return.
Go to www.irs.gov/Form8936 for instructions and the latest information.**

Attachment
Sequence No. **69A**

Name(s) shown on return: VASAVI REDDY MUDHIREDDY Identifying number: 286-59-2244

Part I Vehicle Details

- 1a Year 2023
- b Make TESLA
- c Model Y
- 2 Vehicle identification number (VIN) (see instructions) 7 S A Y G D E E X P A 1 4 0 8 4 0
- 3 Enter date vehicle was placed in service (MM/DD/YYYY) 06/30/2023
- 4 Was the vehicle used primarily outside the United States? Answer "No" if it was but an exception applies. See instructions.
 Yes. Stop here. You can't claim a credit amount for a vehicle used primarily outside the United States.
 No.
- 5 Does the VIN entered on line 2 belong to a **new clean vehicle** placed in service during the tax year? See instructions for definitions.
 Yes. Go to Part II.
 No. Go to line 6.
- 6 Does the VIN entered on line 2 belong to a **previously owned clean vehicle** acquired after 2022 and placed in service during the tax year? See instructions for definitions.
 Yes. Go to Part IV.
 No. Go to line 7.
- 7 Does the VIN entered on line 2 belong to a **qualified commercial clean vehicle** acquired after 2022 and placed in service during the tax year? See instructions for definitions.
 Yes. Go to Part V.
 No. Stop here. You can't use this schedule to figure a credit amount for a vehicle not described on line 5, 6, or 7.

Part II Credit Amount for Business/Investment Use Part of New Clean Vehicle

- 8 Did you acquire the vehicle for use or to lease to others, and not for resale? Answer "No" if you are leasing the vehicle from another person.
 Yes.
 No. Stop here. You can't claim a credit amount for a vehicle you didn't acquire for use or to lease to others, or acquired for resale.

9 Tentative credit amount (see instructions)	9	7,500.
10 Business/investment use percentage (see instructions)	10	%
11 Multiply line 9 by line 10. Include this credit amount on line 6 in Part II of Form 8936. If you entered 100% on line 10, stop here. Otherwise, go to Part III below	11	0.

Part III Credit Amount for Personal Use Part of New Clean Vehicle

12 Subtract line 11 from line 9 in Part II. Stop here and include this credit amount on line 9 in Part III of Form 8936	12	7,500.
---	-----------	--------

Part IV Credit Amount for Previously Owned Clean Vehicle

- 13a** Is the sales price of the vehicle more than \$25,000?
 - Yes. Stop here.** The vehicle doesn't qualify for the Part IV credit.
 - No.**

- b** Did you acquire the vehicle for use and not for resale? Answer "No" if you are leasing the vehicle from another person.
 - Yes.**
 - No. Stop here.** You can't claim a credit amount for a vehicle you didn't acquire for use or acquired for resale.

- c** Can you be claimed as a dependent on another person's tax return, such as your parent's return?
 - Yes. Stop here.** You can't claim a credit amount if you can be claimed as a dependent.
 - No.**

- d** Is the vehicle a qualified fuel cell motor vehicle? See instructions.
 - Yes.**
 - No.**

14	Enter the sales price of the vehicle	14	
15	Multiply line 14 by 30% (0.30)	15	
16	Maximum vehicle credit amount	16	4,000.
17	Enter the smaller of line 15 or line 16. Stop here and include this credit amount on line 14 in Part IV of Form 8936	17	


Part V Credit Amount for Qualified Commercial Clean Vehicle

- 18a** Is the vehicle of a character subject to the allowance for depreciation? Answer "Yes" if the exception for certain tax-exempt entities discussed in the instructions applies.
 - Yes.**
 - No. Stop here.** The vehicle is not a qualified commercial clean vehicle unless the exception applies.

- b** Did you acquire the vehicle for use or to lease to others, and not for resale? Answer "No" if you are leasing the vehicle from another person.
 - Yes.**
 - No. Stop here.** You can't claim a credit amount for a vehicle you didn't acquire for use or to lease to others, or acquired for resale.

- c** Is the vehicle also powered by gas or diesel? See instructions.
 - Yes.**
 - No.**

19	Enter the cost or other basis of the vehicle. See instructions	19	
20	Section 179 expense deduction (see instructions)	20	
21	Subtract line 20 from line 19	21	
22	Multiply line 21 by 15% (0.15) [30% (0.30) if the answer on line 18c above is "No"]	22	
23	Enter the incremental cost of the vehicle. See instructions	23	
24	Enter the smaller of line 22 or line 23	24	
25	Maximum credit. Enter \$7,500 (\$40,000 if the vehicle's gross vehicle weight rating (GVWR) is 14,000 pounds or more)	25	
26	Enter the smaller of line 24 or line 25. Include this credit amount on line 19 in Part V of Form 8936	26	



2023 NJ-1040-V PAYMENT VOUCHER

0130201010

Payment by Credit Card

You may pay your 2023 New Jersey income taxes or make payment of estimated tax for 2024 by credit card by visiting the Division’s website at nj.gov/taxation.

Payment by E-Check

You may pay your 2023 New Jersey income taxes or make a payment of estimated tax for 2024 by e-check. This option is available on the Division’s Website at: nj.gov/taxation. Taxpayers who do not have access to the Internet can make a payment by calling the Division’s Customer Service Call Center at 609-292-6400. Do not use the payment voucher if you pay your taxes by e-check.

Payment by Check

If you are paying your 2023 New Jersey income taxes, with your return, by check, be sure to enclose the payment voucher printed below with your check or money order. Mail to: State of New Jersey, Division of Taxation, Revenue Processing Center, PO Box 111, Trenton, NJ 08645-0111.

If you are paying your 2023 New Jersey income taxes, separate from your return, by check, be sure to enclose the payment voucher printed below with your check or money order. Mail to: State of New Jersey, Division of Taxation, Revenue Processing Center, PO Box 643, Trenton, NJ 08646-0643.

If you are making your first installment payment of estimated tax for 2024, use separate checks or money orders for each payment. Send your 2024 estimated tax payment with a NJ-1040-ES voucher to: State of New Jersey, Division of Taxation, Revenue Processing Center, PO Box 222, Trenton, NJ 08646-0222.

DO NOT CUT THIS PAGE

New Jersey Gross Income Tax
Resident Payment Voucher
NJ-1040-V

555-55-2244 MUDH
MUDHIREDDY VASAVI REDDY
1239 1715 US ROUTE 46
PARSIPPANY TROY HILLS NJ 07054

1555 2023

Make your check payable to “State of New Jersey – TGI”.
Write your Social Security number and tax year on your check.

State of New Jersey
Division of Taxation
Revenue Processing Center
PO Box 643
Trenton, NJ 08646-0643

Enter amount of payment here:

810.00




2023 NJ-1040
New Jersey Resident Income Tax Return

For Privacy Act Notification, See Instructions

1555

NJ-1040
2023
Page 1



040MP01230

Your Social Security Number (required)
555552244

Last Name, First Name, Initial (Joint Filers enter first name and middle initial of each. Enter spouse's/CU partner's last name ONLY if different.)
MUDHIREDDY VASAVI REDDY

Spouse's/CU Partner's SSN (if filing jointly)

County/Municipality Code (See Table page 50)
1429

Home Address (Number and Street, including apartment number)
1239 1715 US ROUTE 46

City, Town, Post Office State ZIP Code
PARSIPPANY TROY HILLS NJ 07054

Driver's License Number (Voluntary) (See instructions)

- Federal extension filed.
- The address above is a foreign address.
- Your address has changed.
- Death certificate is enclosed.
- Do not want a paper form next year.
- I authorize the Division of Taxation to discuss my return and enclosures with my preparer.
- NJ-1040-O is enclosed.


Gubernatorial Elections Fund Note: This does not reduce your refund or increase your balance due.

Do you want to designate \$1 to the Gubernatorial Elections Fund?	You	Yes	No
If joint return, does your spouse want to designate \$1?	Spouse/CU Partner	Yes	No

Direct Deposit Information

dd1. Direct deposit indicator (1 for direct deposit, 4 for no direct deposit)	dd1.	4
dd2. Account type (C for checking, S for savings)	dd2.	
dd3. Fill in the checkbox if the direct deposit is going to an account outside the United States	dd3.	
dd4. Routing number	dd4.	
dd5. Account number	dd5.	





040MP02230

Name(s) as shown on Form NJ-1040
MUDHIREDDY VASAVI REDDY

Your Social Security Number
555552244

1555

Part-year residents, provide months/days you were a New Jersey resident during 2023:
From: To:

Fiscal year filers only:
Enter month of your year end 2 0 2 4

Filing Status
Fill in only one.


- 1. Single
- 2. Married/CU Couple, filing joint return
- 3. Married/CU Partner, filing separate return
- 4. Head of Household Enter spouse's/CU partner's SSN
- 5. Qualifying Widow(er)/Surviving CU Partner
Indicate the year of your spouse's/CU partner's death: 2021 2022

Exemptions
Fill in the ovals that apply. You must enter a total in the boxes to the right and complete the calculation.

6. Regular	<input checked="" type="checkbox"/>	Self	Spouse/CU Partner	Domestic Partner	1	x \$1,000 =	<u>1000</u>
7. Senior 65+ (Born in 1958 or earlier)	<input type="checkbox"/>	Self	Spouse/CU Partner			x \$1,000 =	_____
8. Blind/Disabled	<input type="checkbox"/>	Self	Spouse/CU Partner			x \$1,000 =	_____
9. Veteran	<input type="checkbox"/>	Self	Spouse/CU Partner			x \$6,000 =	_____
10. Qualified Dependent Children	<input type="checkbox"/>					x \$1,500 =	_____
11. Other Dependents	<input type="checkbox"/>					x \$1,500 =	_____
12. Dependents Attending Colleges (See instructions)	<input type="checkbox"/>					x \$1,000 =	_____
13. Total Exemption Amount (Add totals from the lines at 6 through 12)						13.	<u>1000</u> .

14. Dependent Information. Provide the following information for each dependent.

	Last Name, First Name, Middle Initial	Social Security Number	Birth Year	No Health Insurance
a.	_____			
b.	_____			
c.	_____			
d.	_____			



040MP03230

Name(s) as shown on Form NJ-1040
MUDHIREDDY VASAVI REDDY

Your Social Security Number
555552244

1555

15.	Wages, salaries, tips, and other employee compensation (State wages from Box 16 of enclosed W-2(s)) (See instructions)	15.	84226 .
16a.	Taxable interest income (Enclose federal Schedule B if over \$1,500) (See instructions)	16a.	.
16b.	Tax-exempt interest income (Enclose Schedule) (See instructions) Do not include on line 16a	16b.	.
17.	Dividends	17.	.
18.	Net profits from business (Schedule NJ-BUS-1, Part I, line 4) (Enclose federal Schedule C)	18.	.
19.	Net gains or income from disposition of property (Schedule NJ-DOP, line 4)	19.	.
20a.	Taxable pensions, annuities, and IRA distributions/withdrawals (See instructions)	20a.	.
20b.	Excludable pension, annuity, and IRA distributions/withdrawals	20b.	.
21.	Distributive Share of Partnership Income (Schedule NJ-BUS-1, Part II, line 4) (Enclose Schedule NJK-1 or federal Schedule K-1)	21.	.
22.	Net pro rata share of S Corporation Income (Schedule NJ-BUS-1, Part III, line 4) (Enclose Schedule NJ-K-1 or federal Schedule K-1)	22.	.
23.	Net gains or income from rents, royalties, patents, and copyrights (Schedule NJ-BUS-1, Part IV, line 4)	23.	.
24.	Net gambling winnings (See instructions)	24.	.
25.	Alimony and separate maintenance payments received	25.	.
26.	Other (Enclose documents) (See instructions)	26.	.
27.	Total Income (Add lines 15, 16a, 17 through 20a, and 21 through 26)	27.	84226 .
28a.	Pension/Retirement Exclusion (See instructions)	28a.	.
28b.	Other Retirement Income Exclusion (See Worksheet D and instructions pages 19-20)	28b.	.
28c.	Total Exclusion Amount (Add lines 28a and 28b)	28c.	.
29.	New Jersey Gross Income (Subtract line 28c from line 27) (See instructions)	29.	84226 .
30.	Exemption Amount (Enter amount from line 13. Part-year residents see instr.)	30.	1000 .
31.	Medical Expenses (See Worksheet F and instructions)	31.	.
32.	Alimony and separate maintenance payments (See instructions)	32.	.
33.	Qualified Conservation Contribution	33.	.
34.	Health Enterprise Zone Deduction	34.	.
35.	Alternative Business Calculation Adjustment (Schedule NJ-BUS-2, line 11)	35.	0 .
36.	Organ/Bone Marrow Donation Deduction (See instructions)	36.	.
37a.	NJBEST Deduction	37a.	.
37b.	NJCLASS Deduction	37b.	.
37c.	NJ Higher Ed. Tuition Deduction	37c.	.
38.	Total Exemptions and Deductions (Add lines 30 through 37c)	38.	1000 .
39.	Taxable Income (Subtract line 38 from line 29)	39.	83226 .
40a.	Total Property Taxes (18% of Rent) Paid (See instructions page 25)	40a.	4320 .
40b.	Indicate your residency status during 2023 (fill in only one)		
	Homeowner	Tenant	Both
41.	Property Tax Deduction (From Worksheet H) (See instructions)	41.	4320 .
42.	New Jersey Taxable Income (Subtract line 41 from line 39)	42.	78906 .
43.	Tax on amount on line 42 (Tax Table page 52)	43.	2901 .
44.	Credit For Income Taxes Paid to Other Jurisdictions (Enclose Schedule NJ-COJ) (See instructions)	44.	.
	Enter Code		
45.	Balance of Tax (Subtract line 44 from line 43)	45.	2901 .
46.	Sheltered Workshop Tax Credit	46.	.
47.	Gold Star Family Counseling Credit (See instructions)	47.	.
48.	Credit for Employer of Organ/Bone Marrow Donor (See instructions)	48.	.
49.	Total Credits (Add lines 46 through 48)	49.	.
50.	Balance of Tax After Credits (Subtract line 49 from line 45) If zero or less, make no entry	50.	2901 .
51.	Use Tax Due on Internet, Mail-Order, or Other Out-of-State Purchases (See instructions) If no Use Tax, enter 0	51.	0 .
52.	Interest on Underpayment of Estimated Tax	52.	16 .
	Fill in if Form NJ-2210 is enclosed		X
53a.	Fill in if anyone in your tax household does not currently have health insurance. (Enclose NJ-EZ Enroll form) (See instructions)	53a.	



Name(s) as shown on Form NJ-1040
MUDHIREDDY VASAVI REDDY

Your Social Security Number
555552244

1555

53b. If you indicated at line 53a that someone in your tax household does not have health insurance, fill in to allow Get Covered New Jersey to assist with obtaining coverage (See instructions)	53b.	
53c. Shared Responsibility Payment (See instructions) REQUIRED Enclose Schedule NJ-HCC and fill in X	53c.	0 .
54. Total Tax Due (Add lines 50 through 53c)	54.	2917 .
55. Total NJ Income Tax Withheld (Enclose Forms W-2 and 1099) (Part-year residents, see instructions)	55.	2107 .
56. Property Tax Credit (See instructions page 24)	56.	. .
57. New Jersey Estimated Tax Payments/Credit from 2022 tax return	57.	. .
58. New Jersey Earned Income Tax Credit (See instructions) Fill in if you had the IRS calculate your federal earned income credit Fill in if you are a CU couple claiming the NJ Earned Income Tax Credit	58.	. .
59. Excess New Jersey UI/WF/SWF Withheld (Enclose Form NJ-2450) (See instructions)	59.	. .
60. Excess New Jersey Disability Insurance Withheld (Enclose Form NJ-2450) (See instructions)	60.	. .
61. Excess New Jersey Family Leave Insurance Withheld (Enclose Form NJ-2450) (See instructions)	61.	. .
62. Wounded Warrior Caregivers Credit (See instructions)	62.	. .
63. Pass-Through Business Alternative Income Tax Credit (See instructions)	63.	. .
64. Child and Dependent Care Credit (See instructions) Fill in if you are a CU couple claiming the Child and Dependent Care Credit	64.	. .
65. New Jersey Child Tax Credit (See instructions) Number of dependents age 5 or younger on 12/31/2023	65.	. .
66. Total Withholdings, Credits, and Payments (Add lines 55 through 65)	66.	2107 .
67. If line 66 is less than line 54, you have tax due. Subtract line 66 from line 54 and enter the amount you owe If you owe tax, you can still make a donation on lines 70 through 77.	67.	810 .
68. If the total on line 66 is more than line 54, you have an overpayment. Subtract line 54 from line 66 and enter the overpayment	68.	. .
69. Amount from line 68 you want to credit to your 2024 tax	69.	. .
70. Contribution to N.J. Endangered Wildlife Fund	70.	. .
71. Contribution to N.J. Children's Trust Fund to Prevent Child Abuse	71.	. .
72. Contribution to N.J. Vietnam Veterans' Memorial Fund	72.	. .
73. Contribution to N.J. Breast Cancer Research Fund	73.	. .
74. Contribution to U.S.S. New Jersey Educational Museum Fund	74.	. .
75. Other Designated Contribution (See instructions) Enter Code	75.	. .
76. Other Designated Contribution (See instructions) Enter Code	76.	. .
77. Other Designated Contribution (See instructions) Enter Code	77.	. .
78. Total Adjustments to Tax Due/Overpayment amount (Add lines 69 through 77)	78.	. .
79. Balance due (If line 67 is more than zero, add line 67 and line 78)	79.	810 .
80. Refund amount (If line 68 is more than zero, subtract line 78 from line 68)	80.	. .

Under penalties of perjury, I declare that I have examined this Income Tax return, including accompanying schedules and statements, and to the best of my knowledge and belief, it is true, correct, and complete. If prepared by a person other than the taxpayer, this declaration is based on all information of which the preparer has any knowledge.

_____ Your Signature	_____ Date	_____ Spouse's/CU Partner's Signature (required if filing jointly)	_____ Date
Paid Preparer's Signature		Federal Identification Number	
SYAM PRIYA RAM SAGAR GUPTA TALLAM		P02082703	
Firm's Name		Firm's Federal Employer Identification Number	
GLOBAL TAXES LLC		84-3171965	

Tax Due Address
Enclose payment along with the NJ-1040-V payment voucher and tax return. Use the labels provided with the envelope and mail to:
State of New Jersey
Division of Taxation
Revenue Processing Center - Payments
PO Box 111
Trenton, NJ 08645-0111
Include Social Security number and make check or money order payable to:
State of New Jersey - TGI
You can also make a payment on our website:
nj.gov/taxation

Refund or No Tax Due Address
Use the labels provided with the envelope and mail to:
New Jersey Division of Taxation
Revenue Processing Center - Refunds
PO Box 555
Trenton, NJ 08647-0555

Schedule NJ-BUS-1
(Form NJ-1040)

New Jersey Gross Income Tax
Business Income Summary Schedule

2023

Part I Net Profits From Business List the net profit (loss) from business(es). See Instructions.			
	Business Name	Social Security Number/ Federal EIN	Profit or (Loss)
1.			
2.			
3.			
4.	Net Profit or (Loss). (Add lines 1, 2, and 3.) (Enter here and on line 18, NJ-1040. If loss, make no entry on line 18.)		4.

Part II Distributive Share of Partnership Income List the distributive share of income (loss) from partnership(s). See instructions.				
	Partnership Name	Federal EIN	Share of Partnership Income or (Loss)	Share of Pass-Through Business Alternative Income Tax
1.				
2.				
3.				
4.	Distributive Share of Partnership Income or (Loss). (Add lines 1, 2, and 3.) (Enter here and on line 21, NJ-1040. If loss, make no entry on line 21.)		4.	
5.	Total Share of Pass-Through Business Alternative Income Tax (Add lines 1, 2, and 3.) (Enter here and include on line 63, NJ-1040.)		5.	

Part III Net Pro Rata Share of S Corporation Income List the pro rata share of income (usable loss) from S corporation(s). See instructions.				
	S Corporation Name	Federal EIN	Pro Rata Share of S Corporation Income or (Usable Loss)	Share of Pass-Through Business Alternative Income Tax
1.				
2.				
3.				
4.	Net Pro Rata Share of S Corporation Income or (Usable Loss). (Add lines 1, 2, and 3.) (Enter here and on line 22, NJ-1040. If loss, make no entry on line 22.)		4.	
5.	Total Share of Pass-Through Business Alternative Income Tax (Add lines 1, 2, and 3.) (Enter here and include on line 63, NJ-1040)		5.	

Part IV Net Gains or Income From Rents, Royalties, Patents, and Copyrights List the net gains or net income, less net loss, derived from or in the form of rents, royalties, patents, and copyrights. See instructions. Type of Property: 1 – Rental real estate 2 – Royalties 3 – Patents 4 – Copyrights				
	Source of Income or Loss. If rental real estate, enter physical address of property.	Social Security Number/ Federal EIN	Type – Enter number from list above	Income or (Loss)
1.	From federal Sch E	555552244	1	-12,646.
2.				
3.				
4.	Net Income or (Loss). (Add lines 1, 2, and 3.) (Enter here and on line 23, NJ-1040. If loss, make no entry on line 23.)			4.
				-12,646.

Keep a copy of this schedule for your records

Schedule NJ-BUS-2 New Jersey Gross Income Tax **2023**
(Form NJ-1040) Alternative Business Calculation Adjustment

Part I Income (Loss)		Column A		Column B	
		Reportable Regular Business Income		Alternative Business Income (Loss)	
1.	Net Profits From Business	1a.	0.	1b.	0.
2.	Distributive Share of Partnership Income	2a.	0.	2b.	0.
3.	Net Pro Rata Share of S Corporation Income	3a.	0.	3b.	0.
4.	Net Gain or Income From Rents, Royalties, Patents, and Copyrights	4a.	0.	4b.	-12,646.
5.	Loss Carryforward From Tax Year 2022			5b.	()
6.	Totals	6a.	0.	6b.	-12,646.
Part II Adjustment Calculation					
7.	Total Regular Business Income	7.	0.		
8.	Total Alternative Business Income/(Loss) (If loss, enter zero)	8.	0.		
9.	Business Increment (Subtract line 8 from line 7)	9.	0.		
10.	Adjustment Percentage	10.	0.50		
11.	Alternative Business Calculation Adjustment (Line 9 x 0.50)	11.	0.		
Part III Loss Carryforward to Tax Year 2024					
12.	Loss Carryforward to Tax Year 2024	12.	(12,646.)		

Instructions

- Line 1a. Enter the amount from line 18, Form NJ-1040.
- Line 1b. Enter the amount from Part I, line 4, Schedule NJ-BUS-1 (Form NJ-1040).
- Line 2a. Enter the amount from line 21, Form NJ-1040.
- Line 2b. Enter the amount from Part II, line 4, Schedule NJ-BUS-1 (Form NJ-1040).
- Line 3a. Enter the amount from line 22, Form NJ-1040.
- Line 3b. Enter the amount from Part III, line 4, Schedule NJ-BUS-1 (Form NJ-1040).
- Line 4a. Enter the amount from line 23, Form NJ-1040.
- Line 4b. Enter the amount from Part IV, line 4, Schedule NJ-BUS-1 (Form NJ-1040).
- Line 5b. Enter the amount from line 12 of your 2022 Schedule NJ-BUS-2 (Form NJ-1040).
- Line 6a. Enter the total of lines 1a through 4a.
- Line 6b. Enter the total of lines 1b through 5b, netting gains with losses.
- Line 7. Enter the amount from line 6a of this schedule.
- Line 8. Enter the amount from line 6b of this schedule. If loss, enter zero here.
- Line 9. Subtract line 8 from line 7. If the result is zero, enter zero on line 11 and continue with line 12.
- Line 10. The adjustment percentage for Tax Year 2023 is 50% (0.50).
- Line 11. Multiply the amount on line 9 by 50% (0.50). Enter here and on line 35 of Form NJ-1040.
- Line 12. If the amount on line 6b is a loss, enter the amount of the loss on this line. Otherwise, enter zero.

**NJ-2210
2023**

**Underpayment of Estimated Tax
by Individuals, Estates, or Trusts**

Fill in the oval at line 52, Form NJ-1040, and enclose this form with your return.

Name(s) as shown on Form NJ-1040 MUDHIREDDY VASAVI REDDY	Social Security Number 555-55-2244
---	---------------------------------------

Part I Figuring Your Underpayment

No interest will be assessed on an underpayment of estimated tax resulting from the provisions of P.L. 2023, c.96, as long as you pay all additional estimated tax by April 15, 2024.

1. 2023 Tax (line 50, Form NJ-1040).....	1.	2,901.
2. Enter the total of lines 55, 56, 58, 59, 60, 61, 62, 63, 64, and 65, Form NJ-1040	2.	2,107.
3. Subtract line 2 from line 1 (If less than \$400, do not complete the rest of this form).....	3.	794.
4a. Multiply the amount on line 1 by .80 (80%) (Two-thirds for qualified farmers)	4a.	2,321.
4b. Enter 2022 tax (From Form NJ-1040, line 50)	4b.	

	Payment Due Dates			
	(A) April 18, 2023	(B) June 15, 2023	(C) Sept 15, 2023	(D) Jan 16, 2024
5. Use the lesser amount from either line 4a or 4b and divide by four. Enter the result in each column.....	580.	580.	580.	581.
6. Estimated tax paid and tax withheld per period (see instr.). If each column on line 6 is greater than the corresponding column on line 5, do not complete the rest of this form.....	526.	527.	527.	527.
7. Enter the overpayment (line 13) from the previous column. (Complete lines 7 through 13 for one column before completing the next column.)				
8. Add line 6 and line 7	526.	527.	527.	527.
9. Enter the total underpayment (add line 11 and line 12) from the previous column		54.	107.	160.
10. Subtract line 9 from line 8. If zero or less, enter zero	526.	473.	420.	367.
11. Remaining underpayment from previous period. If line 10 is zero, subtract line 8 from line 9. Otherwise enter zero.....		0.	0.	0.
12. Underpayment (If line 5 is greater than line 10, subtract line 10 from line 5).....	54.	107.	160.	214.
13. Overpayment (If line 10 is greater than line 5, subtract line 5 from line 10).....				

Part II Exceptions

(See instructions. Complete worksheets for exceptions 2, 3, and 4 and enclose calculations for each exception claimed.)
If you meet exception 1 at line 15, do not file this form. These amounts will be verified by the Division of Taxation.

	April 18, 2023	June 15, 2023	Sept 15, 2023	Jan 16, 2024
14. Total amount paid and withheld from January 1 through payment due date shown. (Do not include withholdings after December 31, 2023.) (See instructions).....	526.	1,053.	1,580.	2,107.
15. Exception 1 – Enter 2022 tax (line 50)	25% of 2022 Tax	50% of 2022 Tax	75% of 2022 Tax	100% of 2022 Tax
16. Exception 2 – Tax on 2022 gross income using 2023 exemptions and tax rates	25% of Tax	50% of Tax	75% of Tax	100% of Tax
17. Exception 3 – Tax on annualized 2023 income	20% of Tax	40% of Tax	60% of Tax	
18. Exception 4 – Tax on 2023 income over 3, 5, and 8-month periods	90% of Tax	90% of Tax	90% of Tax	

If the amount of any exception is equal to or less than the corresponding amount at line 14, interest will not be charged for that period

19. Total Interest (Include this amount on line 52, Form NJ-1040).....	See 2210 Wks	\$ 16.
---	--------------	--------

Worksheets

Exception II Tax on 2022 gross income using 2023 exemptions and tax rates

1. Enter 2022 NJ Gross Income (line 29, 2022 NJ-1040).....	1.	
2. Enter 2023 Total Exemptions (line 30, 2023 NJ-1040).....	2.	
3. Subtract line 2 from line 1.....	3.	
4. Calculate Tax on line 3 (2023 tax rates).....	4.	
5. Enter Credit for Income Taxes Paid to Other Jurisdictions (line 44, 2023 NJ-1040).....	5.	
6. Subtract line 5 from line 4. Enter the applicable percentage of this amount on line 16, Part II of this form.....	6.	

Exception III Tax on 2023 Annualized Income (attach calculations)

Estates and trusts, **do not** use the period ending dates shown, instead use the following ending dates: 2/28/23, 4/30/23, and 7/31/23. Also, estates and trusts cannot use the annualization amounts shown on line 2 and must use 6, 3, and 1.7143, respectively.

		1/1/23 – 3/31/23	1/1/23 – 5/31/23	1/1/23 – 8/31/23
1. Enter the portion of NJ Gross Income (line 29, NJ-1040) that is applicable to each period shown	1.			
2. Annualization amounts	2.	4	2.4	1.5
3. Annualized Income (Multiply line 1 by line 2)	3.			
4. Enter Total Exemptions (line 30, NJ-1040)	4.			
5. Subtract line 4 from line 3.....	5.			
6. Calculate tax on line 5.....	6.			
7. Enter the portion of the Credit for Income Taxes Paid to Other Jurisdictions (line 44, NJ-1040) that is applicable to each period	7.			
8. Subtract line 7 from line 6. Enter the applicable percentage of this amount on line 17, Part II of this form.....	8.			

Exception IV Tax on Actual 2023 Taxable Income over 3, 5, and 8-month periods (attach calculations)

		1/1/23 – 3/31/23	1/1/23 – 5/31/23	1/1/23 – 8/31/23
1. Enter the actual amount of NJ Taxable Income (line 42, NJ-1040) that is applicable to each period shown	1.			
2. Calculate tax on line 1	2.			
3. Enter the portion of the Credit for Income Taxes Paid to Other Jurisdictions (line 44, NJ-1040) that is applicable to each period shown.....	3.			
4. Subtract line 3 from line 2. Enter 90% of this amount on line 18, Part II of this form.....	4.			

Interest Computation Worksheet

2022

▶ Attach to Form NJ-2210 or NJ-2210NR

Name as Shown on Return <u>MUDHIREDDY VASAVI REDDY</u>	Social Security No. <u>555-55-2244</u>
---	---

Option 1

	A	B	C	D	E	F	G
Period	Amount Due (line 5, NJ-2210)	Balance Due Previous Quarter (column E)	Total Due (A + B)	Total Paid (line 6, NJ-2210)	Balance (C - D)	Multi- plier	Interest (E x F)
1 4/15 - 6/15	580.		580.	526.	54.	.010	1.
2 6/16 - 9/15	580.	54.	634.	527.	107.	.019	3.
3 9/16 - 1/15	580.	107.	687.	527.	160.	.031	6.
4 1/16 - 4/15	581.	160.	741.	527.	214.	.025	6.
5 Total interest for Option 1						5	16.

Option 2

	(a) 4/15/2022	(b) 6/15/2022	(c) 9/15/2022	(d) 1/15/2023	
1 Payment date	_____	_____	_____	_____	
2 Amount due	_____	_____	_____	_____	
3 Balance from previous quarter		_____	_____	_____	
4 Balance due	_____	_____	_____	_____	
5 a Number of months from due date to payment date or next quarter due date, whichever is earlier	_____	_____	_____	_____	
b Interest rate0625	.0775	.0925	.1000	
6 Late payment interest. (Line 4 times line 5a times line 5b divided by 12.) If line 1 is blank, skip lines 7 through 10.	_____	_____	_____	_____	
7 Payment amount	_____	_____	_____	_____	
8 Underpayment amount	_____	_____	_____	_____	
9 a Number of months from payment date to next quarter due date	_____	_____	_____	_____	
b Interest rate0625	.0775	.0925	.1000	
10 Underpayment interest. (Line 8 times line 9a times line 9b divided by 12.)	_____	_____	_____	_____	
11 Total interest for Option 2. Add lines 6 and 10, columns (a) through (d)				11	_____

REQUIRED

If your income on line 29 is above the filing threshold, you **must** submit this schedule with your return.

Name(s) as shown on Form NJ-1040 MUDHIREDDY VASAVI REDDY	Social Security Number 555-55-2244
---	---------------------------------------

Schedule NJ-HCC

Health Care Coverage

2023

If your income on line 29 is at or below the filing threshold (see instructions), do not complete this schedule.

Part I

Did you and, if applicable, all members of your tax household, have minimum essential health coverage for every month in 2023? (See instructions for line 53c, NJ-1040.) Part-year residents include only months as a New Jersey resident.

- Yes. You do not owe a shared responsibility payment. Fill in the oval at line 53c, NJ-1040, and enclose this schedule with your return.
- No. Continue to Part II.

If you or any member of your tax household does not **currently** have minimum essential health coverage, also complete the NJ-EZ Enroll form. (See instructions for lines 53a and 53b, NJ-1040.)

Part II

Enter the name and Social Security number for each member of your tax household. Check the box for every month each person had minimum essential health coverage or qualified for an exemption (part-year residents include only months as a New Jersey resident). If an individual qualified for an exemption, enter the exemption number. (See instructions for line 53c, NJ-1040.) If an individual has more than one exemption number, check the box. If you need more space, enclose a statement listing any additional individuals.

		Jan	Feb	Mar	Apr	May	Jun	Jul	Aug	Sep	Oct	Nov	Dec
Name	Social Security Number												
Exemption number:	<input type="text"/>	Check box if this individual has more than one exemption number <input type="checkbox"/>											

		Jan	Feb	Mar	Apr	May	Jun	Jul	Aug	Sep	Oct	Nov	Dec
Name	Social Security Number												
Exemption number:	<input type="text"/>	Check box if this individual has more than one exemption number <input type="checkbox"/>											

		Jan	Feb	Mar	Apr	May	Jun	Jul	Aug	Sep	Oct	Nov	Dec
Name	Social Security Number												
Exemption number:	<input type="text"/>	Check box if this individual has more than one exemption number <input type="checkbox"/>											

		Jan	Feb	Mar	Apr	May	Jun	Jul	Aug	Sep	Oct	Nov	Dec
Name	Social Security Number												
Exemption number:	<input type="text"/>	Check box if this individual has more than one exemption number <input type="checkbox"/>											

		Jan	Feb	Mar	Apr	May	Jun	Jul	Aug	Sep	Oct	Nov	Dec
Name	Social Security Number												
Exemption number:	<input type="text"/>	Check box if this individual has more than one exemption number <input type="checkbox"/>											