


**Statement Period:** 10/1/2023 - 12/31/2023


<b>Account Beginning</b>	<b>\$10,564.45</b>
Change in Value	-\$9,313.26
<b>Account Ending</b>	<b>\$1,251.19</b>
Principal	\$1,186.48
Earnings	\$64.71

Vijaya Kumar Suda  
4203 SW Nativestone street  
Bentonville, AR 72713



**Boost your college savings with cash back rewards on everyday purchases!**  
Upromise rewards are automatically redeemed as contributions to your Brighter Future 529 plan account.

Sign up today at [upromise.com](http://upromise.com)



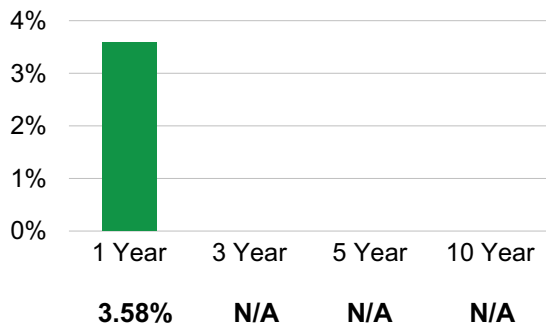
**Beneficiary:** Chandra Kiran Koushik Suda

**Account #:** 527855187-01  
**Account Type:** Individual 529

**STATEMENT SUMMARY**

	Quarterly Totals	Year-to-Date Totals
<b>Current Year Contributions - All Sources</b>	\$510.00	\$5,910.00
<b>Current Year - Transfer Out</b>	-\$10,100.00	-\$20,000.00

**Annualized Personal Rate of Return**  
(as of 12/31/2023)



Your personal performance is based on the performance of your investments and on the timing and amount of your purchases and redemptions. Therefore, your personal performance may differ-perhaps greatly-from the performance of the investments themselves. Personal performance uses a formula called internal rate of return (IRR), which is a dollar-weighted return. IRR takes into account new money coming into your investment and how long that money has been held. Don't confuse your personal rate of return with those posted for funds and indexes. Those returns use a time-weighted calculation, which does not take cash flow into consideration. Past performance is not a guarantee of future performance. You should monitor your personal performance over an extended period of time and consider other factors-investment objectives, time horizon, risk tolerance, personal financial situation, and tax implications-before making changes to your portfolio. Performance presented is for applicable time frames since initial investment. Accounts with a zero balance at the beginning or end of the time period shown will show a zero return.

**INVESTMENT SUMMARY**

Portfolio Name	Units	Unit Price	Value
Target Enrollment 2024/2025	115.8505	\$10.80	\$1,251.19
		<b>Total:</b>	<b>\$1,251.19</b>

**INVESTMENT TRANSACTIONS**

January 01, 2023 - December 31, 2023

Trade Date	Transaction Description Portfolio Name	Units Transacted	Unit Price	Transaction Amount
12/01/2023	2023 Contribution AIP Target Enrollment 2024/2025	0.9461	\$10.57	\$10.00
11/27/2023	Transfer Out Target Enrollment 2024/2025	-963.7405	\$10.48	-\$10,100.00
11/01/2023	2023 Contribution AIP Target Enrollment 2024/2025	48.9716	\$10.21	\$500.00
09/29/2023	2023 Contribution AIP Target Enrollment 2024/2025	48.7329	\$10.26	\$500.00
09/27/2023	Exchange In Target Enrollment 2024/2025	107.4180	\$10.24	\$1,099.96
09/27/2023	Exchange Out Target Enrollment 2024/2025	-873.5224	\$10.24	-\$8,944.87
09/27/2023	Exchange In Target Enrollment 2024/2025	873.5224	\$10.24	\$8,944.87
09/27/2023	Exchange Out Target Enrollment 2022/2023	-107.3131	\$10.25	-\$1,099.96
09/26/2023	Transfer Out Target Enrollment 2022/2023	-867.4464	\$10.26	-\$8,900.00
09/26/2023	Transfer Out Target Enrollment 2024/2025	-97.4659	\$10.26	-\$1,000.00
09/01/2023	2023 Contribution AIP Target Enrollment 2024/2025	23.9693	\$10.43	\$250.00
09/01/2023	2023 Contribution AIP Target Enrollment 2022/2023	24.0616	\$10.39	\$250.00
08/01/2023	2023 Contribution AIP Target Enrollment 2024/2025	23.8777	\$10.47	\$250.00
08/01/2023	2023 Contribution AIP Target Enrollment 2022/2023	23.9923	\$10.42	\$250.00
07/05/2023	Exchange In Target Enrollment 2024/2025	923.1413	\$10.40	\$9,600.67
07/05/2023	Exchange In Target Enrollment 2022/2023	926.7056	\$10.36	\$9,600.67
07/05/2023	Exchange Out Target Enrollment 2020/2021	-1,858.7935	\$10.33	-\$19,201.34
06/30/2023	2023 Contribution AIP Target Enrollment 2020/2021	48.3092	\$10.35	\$500.00

**INVESTMENT TRANSACTIONS (continued)**

Trade Date	Transaction Description Portfolio Name	Units Transacted	Unit Price	Transaction Amount
06/27/2023	Contribution EBT Target Enrollment 2020/2021	96.8054	\$10.33	\$1,000.00
06/02/2023	2023 Contribution AIP Target Enrollment 2020/2021	19.4175	\$10.30	\$200.00
05/02/2023	Contribution EBT Target Enrollment 2020/2021	97.2763	\$10.28	\$1,000.00
05/02/2023	2023 Contribution AIP Target Enrollment 2020/2021	19.4553	\$10.28	\$200.00
04/25/2023	Contribution EBT Target Enrollment 2020/2021	97.3710	\$10.27	\$1,000.00

**DISCLOSURES**

*For more information about the Arkansas Brighter Future Direct Plan call 1-800-587-7301 or visit [www.BrighterFutureDirect529.com](http://www.BrighterFutureDirect529.com) to obtain a Program Description and Participation Agreement, which includes investment objectives, risks, charges, expenses and other information; read and consider it carefully before making an investment or sending money. Ascensus Broker Dealer Services, LLC ("ABD") is Distributor of the Arkansas Brighter Future Direct Plan.*

*If you are not an Arkansas taxpayer, consider before investing whether your or the designated beneficiary's home state offers any state tax or other state benefits such as financial aid, scholarship funds, and protection from creditors that are only available for investments in such state's qualified tuition program.*

The Arkansas Brighter Future Direct Plan is a college tuition savings program sponsored by the State of Arkansas and administered by the Arkansas Section 529 Plan Review Committee ("Committee"). ABD, the Program Manager, and its affiliates have overall responsibility for the day-to-day operations, including investment advisory services, recordkeeping, administrative services and marketing of the Arkansas Brighter Future Direct Plan. The Arkansas Brighter Future Direct Plan's Portfolios invest in: (i) mutual funds; or (ii) an FDIC-insured omnibus savings account held in trust by the Committee at Sallie Mae Bank. Except for the Savings Portfolio, investments in the Arkansas Brighter Future Direct Plan are not insured by the FDIC. Units of the Portfolios are municipal securities and the value of units will vary with market conditions.

Investment returns will vary depending on the performance of the Arkansas Brighter Future Direct Plan Portfolios you choose. Except to the extent of FDIC insurance available for the Savings Portfolio, you could lose all or a portion of your money by investing in the Arkansas Brighter Future Direct Plan, depending on market conditions. Account Owners assume all investment risks as well as responsibility for any federal and state tax consequences.

Ascensus Broker Dealer Services, LLC is registered with the U.S. Securities and Exchange Commission and the Municipal Securities Rulemaking Board. For more information about the Municipal Securities Rulemaking Board ("MSRB"), please visit [www.msrb.org](http://www.msrb.org). There is an MSRB Investor Brochure available on the MSRB website that describes the protections available under MSRB rules and how to file a complaint with an appropriate regulatory authority.

**\* Not FDIC Insured \* Not Bank Issued, Guaranteed or Underwritten \* May Lose Value**

This page intentionally left blank.