

For the year Jan. 1–Dec. 31, 2023, or other tax year beginning , 2023, ending , 20 See separate instructions.

Your first name and middle initial ABEER Last name KATIYAL Your social security number 189 | 59 | 7682

If joint return, spouse's first name and middle initial DEBOLINA Last name GANGULY Spouse's social security number 123 | 45 | 1557

Home address (number and street). If you have a P.O. box, see instructions. 160 CAMBRIDGEPARK DR Apt. no. 431 Presidential Election Campaign

City, town, or post office. If you have a foreign address, also complete spaces below. CAMBRIDGE State MA ZIP code 02140 Check here if you, or your spouse if filing jointly, want \$3 to go to this fund. Checking a box below will not change your tax or refund.

Foreign country name Foreign province/state/county Foreign postal code You Spouse

Filing Status Single Married filing jointly (even if only one had income) Married filing separately (MFS) Head of household (HOH) Qualifying surviving spouse (QSS)

Digital Assets At any time during 2023, did you: (a) receive (as a reward, award, or payment for property or services); or (b) sell, exchange, or otherwise dispose of a digital asset (or a financial interest in a digital asset)? (See instructions.) Yes No

Standard Deduction Someone can claim: You as a dependent Your spouse as a dependent Spouse itemizes on a separate return or you were a dual-status alien

Age/Blindness You: Were born before January 2, 1959 Are blind Spouse: Was born before January 2, 1959 Is blind

Table with 5 columns: (1) First name, Last name, (2) Social security number, (3) Relationship to you, (4) Check the box if qualifies for (see instructions): Child tax credit, Credit for other dependents

Income section table with rows 1a through 1i and 1z, including descriptions like 'Total amount from Form(s) W-2, box 1' and values like 268,649.

Table with rows 2a through 6a, including descriptions like 'Tax-exempt interest', 'Qualified dividends', 'IRA distributions', 'Pensions and annuities', 'Social security benefits'.

Table with rows 7 through 15, including descriptions like 'Capital gain or (loss)', 'Additional income from Schedule 1, line 10', 'Add lines 12 and 13', 'Subtract line 14 from line 11. This is your taxable income'.

Attach Sch. B if required.

Standard Deduction for: Single or Married filing separately, \$13,850; Married filing jointly or Qualifying surviving spouse, \$27,700; Head of household, \$20,800.

**SCHEDULE 1
(Form 1040)**

Department of the Treasury
Internal Revenue Service

Additional Income and Adjustments to Income

Attach to Form 1040, 1040-SR, or 1040-NR.

Go to www.irs.gov/Form1040 for instructions and the latest information.

OMB No. 1545-0074

2023

Attachment
Sequence No. **01**

Name(s) shown on Form 1040, 1040-SR, or 1040-NR
ABEER KATIYAL & DEBOLINA GANGULY

Your social security number
189-59-7682

Part I Additional Income

1	Taxable refunds, credits, or offsets of state and local income taxes		1	
2a	Alimony received		2a	
b	Date of original divorce or separation agreement (see instructions): _____			
3	Business income or (loss). Attach Schedule C		3	
4	Other gains or (losses). Attach Form 4797		4	
5	Rental real estate, royalties, partnerships, S corporations, trusts, etc. Attach Schedule E		5	
6	Farm income or (loss). Attach Schedule F		6	
7	Unemployment compensation		7	
8	Other income:			
a	Net operating loss	8a ()		
b	Gambling	8b		
c	Cancellation of debt	8c		
d	Foreign earned income exclusion from Form 2555	8d ()		
e	Income from Form 8853	8e		
f	Income from Form 8889	8f		
g	Alaska Permanent Fund dividends	8g		
h	Jury duty pay	8h		
i	Prizes and awards	8i		
j	Activity not engaged in for profit income	8j		
k	Stock options	8k		
l	Income from the rental of personal property if you engaged in the rental for profit but were not in the business of renting such property	8l		
m	Olympic and Paralympic medals and USOC prize money (see instructions)	8m		
n	Section 951(a) inclusion (see instructions)	8n		
o	Section 951A(a) inclusion (see instructions)	8o		
p	Section 461(l) excess business loss adjustment	8p		
q	Taxable distributions from an ABLÉ account (see instructions)	8q		
r	Scholarship and fellowship grants not reported on Form W-2	8r		
s	Nontaxable amount of Medicaid waiver payments included on Form 1040, line 1a or 1d	8s ()		
t	Pension or annuity from a nonqualified deferred compensation plan or a nongovernmental section 457 plan	8t		
u	Wages earned while incarcerated	8u		
z	Other income. List type and amount: _____	8z		
	See Stmt 905.		905.	
9	Total other income. Add lines 8a through 8z		9	905.
10	Combine lines 1 through 7 and 9. This is your additional income . Enter here and on Form 1040, 1040-SR, or 1040-NR, line 8		10	905.

For Paperwork Reduction Act Notice, see your tax return instructions.

Schedule 1 (Form 1040) 2023

Part II Adjustments to Income

11	Educator expenses		11
12	Certain business expenses of reservists, performing artists, and fee-basis government officials. Attach Form 2106		12
13	Health savings account deduction. Attach Form 8889		13
14	Moving expenses for members of the Armed Forces. Attach Form 3903		14
15	Deductible part of self-employment tax. Attach Schedule SE		15
16	Self-employed SEP, SIMPLE, and qualified plans		16
17	Self-employed health insurance deduction		17
18	Penalty on early withdrawal of savings		18
19a	Alimony paid		19a
b	Recipient's SSN		
c	Date of original divorce or separation agreement (see instructions): _____		
20	IRA deduction		20
21	Student loan interest deduction		21
22	Reserved for future use		22
23	Archer MSA deduction		23
24	Other adjustments:		
a	Jury duty pay (see instructions)	24a	
b	Deductible expenses related to income reported on line 8l from the rental of personal property engaged in for profit	24b	
c	Nontaxable amount of the value of Olympic and Paralympic medals and USOC prize money reported on line 8m	24c	
d	Reforestation amortization and expenses	24d	
e	Repayment of supplemental unemployment benefits under the Trade Act of 1974	24e	
f	Contributions to section 501(c)(18)(D) pension plans	24f	
g	Contributions by certain chaplains to section 403(b) plans	24g	
h	Attorney fees and court costs for actions involving certain unlawful discrimination claims (see instructions)	24h	
i	Attorney fees and court costs you paid in connection with an award from the IRS for information you provided that helped the IRS detect tax law violations	24i	
j	Housing deduction from Form 2555	24j	
k	Excess deductions of section 67(e) expenses from Schedule K-1 (Form 1041)	24k	
z	Other adjustments. List type and amount: _____	24z	
25	Total other adjustments. Add lines 24a through 24z		25
26	Add lines 11 through 23 and 25. These are your adjustments to income . Enter here and on Form 1040, 1040-SR, or 1040-NR, line 10		26

**SCHEDULE 2
(Form 1040)**

Department of the Treasury
Internal Revenue Service

Additional Taxes

Attach to Form 1040, 1040-SR, or 1040-NR.
Go to www.irs.gov/Form1040 for instructions and the latest information.

OMB No. 1545-0074

2023
Attachment
Sequence No. **02**

Name(s) shown on Form 1040, 1040-SR, or 1040-NR
ABEER KATIYAL & DEBOLINA GANGULY

Your social security number
189-59-7682

Part I Tax

1	Alternative minimum tax. Attach Form 6251	1	
2	Excess advance premium tax credit repayment. Attach Form 8962	2	
3	Add lines 1 and 2. Enter here and on Form 1040, 1040-SR, or 1040-NR, line 17	3	

Part II Other Taxes

4	Self-employment tax. Attach Schedule SE	4	
5	Social security and Medicare tax on unreported tip income. Attach Form 4137	5	
6	Uncollected social security and Medicare tax on wages. Attach Form 8919	6	
7	Total additional social security and Medicare tax. Add lines 5 and 6	7	
8	Additional tax on IRAs or other tax-favored accounts. Attach Form 5329 if required. If not required, check here <input type="checkbox"/>	8	0.
9	Household employment taxes. Attach Schedule H	9	
10	Repayment of first-time homebuyer credit. Attach Form 5405 if required	10	
11	Additional Medicare Tax. Attach Form 8959	11	261.
12	Net investment income tax. Attach Form 8960	12	137.
13	Uncollected social security and Medicare or RRTA tax on tips or group-term life insurance from Form W-2, box 12	13	
14	Interest on tax due on installment income from the sale of certain residential lots and timeshares	14	
15	Interest on the deferred tax on gain from certain installment sales with a sales price over \$150,000	15	
16	Recapture of low-income housing credit. Attach Form 8611	16	

(continued on page 2)

For Paperwork Reduction Act Notice, see your tax return instructions.

Schedule 2 (Form 1040) 2023



Part II Other Taxes *(continued)*

17	Other additional taxes:		
a	Recapture of other credits. List type, form number, and amount: _____	17a	
b	Recapture of federal mortgage subsidy, if you sold your home see instructions	17b	
c	Additional tax on HSA distributions. Attach Form 8889	17c	
d	Additional tax on an HSA because you didn't remain an eligible individual. Attach Form 8889	17d	
e	Additional tax on Archer MSA distributions. Attach Form 8853	17e	
f	Additional tax on Medicare Advantage MSA distributions. Attach Form 8853	17f	
g	Recapture of a charitable contribution deduction related to a fractional interest in tangible personal property	17g	
h	Income you received from a nonqualified deferred compensation plan that fails to meet the requirements of section 409A	17h	
i	Compensation you received from a nonqualified deferred compensation plan described in section 457A	17i	
j	Section 72(m)(5) excess benefits tax	17j	
k	Golden parachute payments	17k	
l	Tax on accumulation distribution of trusts	17l	
m	Excise tax on insider stock compensation from an expatriated corporation	17m	
n	Look-back interest under section 167(g) or 460(b) from Form 8697 or 8866	17n	
o	Tax on non-effectively connected income for any part of the year you were a nonresident alien from Form 1040-NR	17o	
p	Any interest from Form 8621, line 16f, relating to distributions from, and dispositions of, stock of a section 1291 fund	17p	
q	Any interest from Form 8621, line 24	17q	
z	Any other taxes. List type and amount: _____	17z	
18	Total additional taxes. Add lines 17a through 17z		18
19	Reserved for future use		19
20	Section 965 net tax liability installment from Form 965-A	20	
21	Add lines 4, 7 through 16, and 18. These are your total other taxes . Enter here and on Form 1040 or 1040-SR, line 23, or Form 1040-NR, line 23b		21

**SCHEDULE 3
(Form 1040)**

Department of the Treasury
Internal Revenue Service

Additional Credits and Payments

Attach to Form 1040, 1040-SR, or 1040-NR.
Go to www.irs.gov/Form1040 for instructions and the latest information.

OMB No. 1545-0074

2023
Attachment
Sequence No. **03**

Name(s) shown on Form 1040, 1040-SR, or 1040-NR
ABEER KATIYAL & DEBOLINA GANGULY

Your social security number
189-59-7682

Part I Nonrefundable Credits

1	Foreign tax credit. Attach Form 1116 if required	1	21.
2	Credit for child and dependent care expenses from Form 2441, line 11. Attach Form 2441	2	
3	Education credits from Form 8863, line 19	3	
4	Retirement savings contributions credit. Attach Form 8880	4	
5a	Residential clean energy credit from Form 5695, line 15	5a	
b	Energy efficient home improvement credit from Form 5695, line 32	5b	
6	Other nonrefundable credits:		
a	General business credit. Attach Form 3800	6a	
b	Credit for prior year minimum tax. Attach Form 8801	6b	
c	Adoption credit. Attach Form 8839	6c	
d	Credit for the elderly or disabled. Attach Schedule R	6d	
e	Reserved for future use	6e	
f	Clean vehicle credit. Attach Form 8936	6f	
g	Mortgage interest credit. Attach Form 8396	6g	
h	District of Columbia first-time homebuyer credit. Attach Form 8859	6h	
i	Qualified electric vehicle credit. Attach Form 8834	6i	
j	Alternative fuel vehicle refueling property credit. Attach Form 8911	6j	
k	Credit to holders of tax credit bonds. Attach Form 8912	6k	
l	Amount on Form 8978, line 14. See instructions	6l	
m	Credit for previously owned clean vehicles. Attach Form 8936	6m	
z	Other nonrefundable credits. List type and amount: _____ _____	6z	
7	Total other nonrefundable credits. Add lines 6a through 6z	7	
8	Add lines 1 through 4, 5a, 5b, and 7. Enter here and on Form 1040, 1040-SR, or 1040-NR, line 20	8	21.

(continued on page 2)

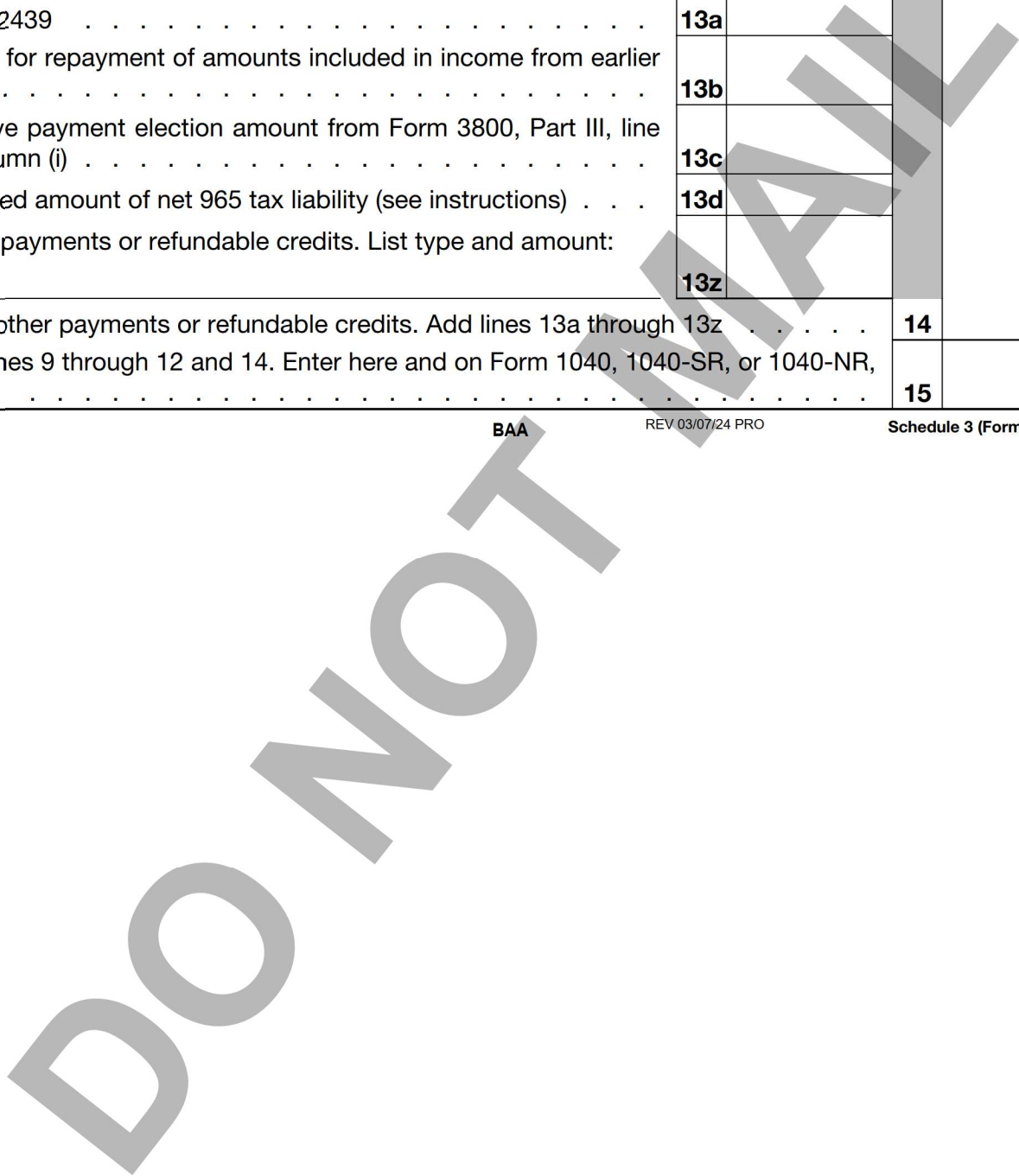
Part II Other Payments and Refundable Credits

9	Net premium tax credit. Attach Form 8962		9
10	Amount paid with request for extension to file (see instructions)		10
11	Excess social security and tier 1 RRTA tax withheld		11
12	Credit for federal tax on fuels. Attach Form 4136		12
13	Other payments or refundable credits:		
a	Form 2439	13a	
b	Credit for repayment of amounts included in income from earlier years	13b	
c	Elective payment election amount from Form 3800, Part III, line 6, column (i)	13c	
d	Deferred amount of net 965 tax liability (see instructions)	13d	
z	Other payments or refundable credits. List type and amount:	13z	
14	Total other payments or refundable credits. Add lines 13a through 13z		14
15	Add lines 9 through 12 and 14. Enter here and on Form 1040, 1040-SR, or 1040-NR, line 31		15

BAA

REV 03/07/24 PRO

Schedule 3 (Form 1040) 2023



**SCHEDULE B
(Form 1040)**

Department of the Treasury
Internal Revenue Service

Interest and Ordinary Dividends

Attach to Form 1040 or 1040-SR.

Go to www.irs.gov/ScheduleB for instructions and the latest information.

OMB No. 1545-0074

2023

Attachment
Sequence No. **08**

Name(s) shown on return

ABEER KATIYAL & DEBOLINA GANGULY

Your social security number

189-59-7682

**Part I
Interest**

(See instructions and the Instructions for Form 1040, line 2b.)

Note: If you received a Form 1099-INT, Form 1099-OID, or substitute statement from a brokerage firm, list the firm's name as the payer and enter the total interest shown on that form.

1 List name of payer. If any interest is from a seller-financed mortgage and the buyer used the property as a personal residence, see the instructions and list this interest first. Also, show that buyer's social security number and address:

DISCOVER BANK
CAPITAL ONE
GOLDMAN SACHS BANK USA
Citibank Client Services
GOLDMAN SACHS BANK USA
Interactive Brokers LLC
ROBINHOOD SECURITIES LLC
FIDELITY
FIDELITY

		Amount
		32.
		620.
		151.
		1,663.
		650.
1		3.
		26.
		128.
		510.
2	Add the amounts on line 1	3,783.
3	Excludable interest on series EE and I U.S. savings bonds issued after 1989. Attach Form 8815	
4	Subtract line 3 from line 2. Enter the result here and on Form 1040 or 1040-SR, line 2b	3,783.

Note: If line 4 is over \$1,500, you must complete Part III.

**Part II
Ordinary Dividends**

(See instructions and the Instructions for Form 1040, line 3b.)

Note: If you received a Form 1099-DIV or substitute statement from a brokerage firm, list the firm's name as the payer and enter the ordinary dividends shown on that form.

5 List name of payer: Interactive Brokers LLC
ROBINHOOD SECURITIES LLC
ROBINHOOD SECURITIES LLC
FIDELITY

		Amount
		1,874.
		766.
		4.
		169.
6	Add the amounts on line 5. Enter the total here and on Form 1040 or 1040-SR, line 3b	2,813.

Note: If line 6 is over \$1,500, you must complete Part III.

**Part III
Foreign Accounts and Trusts**

You must complete this part if you (a) had over \$1,500 of taxable interest or ordinary dividends; (b) had a foreign account; or (c) received a distribution from, or were a grantor of, or a transferor to, a foreign trust.

Caution: If required, failure to file FinCEN Form 114 may result in substantial penalties. Additionally, you may be required to file Form 8938, Statement of Specified Foreign Financial Assets. See instructions.

7a At any time during 2023, did you have a financial interest in or signature authority over a financial account (such as a bank account, securities account, or brokerage account) located in a foreign country? See instructions

If "Yes," are you required to file FinCEN Form 114, Report of Foreign Bank and Financial Accounts (FBAR), to report that financial interest or signature authority? See FinCEN Form 114 and its instructions for filing requirements and exceptions to those requirements

b If you are required to file FinCEN Form 114, list the name(s) of the foreign country(-ies) where the financial account(s) is (are) located: _____

8 During 2023, did you receive a distribution from, or were you the grantor of, or transferor to, a foreign trust? If "Yes," you may have to file Form 3520. See instructions

	Yes	No
7a		X
8		X

**SCHEDULE D
(Form 1040)**

Capital Gains and Losses

OMB No. 1545-0074

2023

Department of the Treasury
Internal Revenue Service

Attach to Form 1040, 1040-SR, or 1040-NR.
Use Form 8949 to list your transactions for lines 1b, 2, 3, 8b, 9, and 10.
Go to www.irs.gov/ScheduleD for instructions and the latest information.

Attachment
Sequence No. **12**

Name(s) shown on return

ABEER KATIYAL & DEBOLINA GANGULY

Your social security number

189-59-7682

Did you dispose of any investment(s) in a qualified opportunity fund during the tax year? Yes No
If "Yes," attach Form 8949 and see its instructions for additional requirements for reporting your gain or loss.

Part I Short-Term Capital Gains and Losses—Generally Assets Held One Year or Less (see instructions)

See instructions for how to figure the amounts to enter on the lines below. This form may be easier to complete if you round off cents to whole dollars.	(d) Proceeds (sales price)	(e) Cost (or other basis)	(g) Adjustments to gain or loss from Form(s) 8949, Part I, line 2, column (g)	(h) Gain or (loss) Subtract column (e) from column (d) and combine the result with column (g)
1a Totals for all short-term transactions reported on Form 1099-B for which basis was reported to the IRS and for which you have no adjustments (see instructions). However, if you choose to report all these transactions on Form 8949, leave this line blank and go to line 1b .				
1b Totals for all transactions reported on Form(s) 8949 with Box A checked	2,305.	2,028.	-20.	257.
2 Totals for all transactions reported on Form(s) 8949 with Box B checked				
3 Totals for all transactions reported on Form(s) 8949 with Box C checked				
4 Short-term gain from Form 6252 and short-term gain or (loss) from Forms 4684, 6781, and 8824				4
5 Net short-term gain or (loss) from partnerships, S corporations, estates, and trusts from Schedule(s) K-1				5
6 Short-term capital loss carryover. Enter the amount, if any, from line 8 of your Capital Loss Carryover Worksheet in the instructions				6 (5,377.)
7 Net short-term capital gain or (loss). Combine lines 1a through 6 in column (h). If you have any long-term capital gains or losses, go to Part II below. Otherwise, go to Part III on the back				7 -5,120.

Part II Long-Term Capital Gains and Losses—Generally Assets Held More Than One Year (see instructions)

See instructions for how to figure the amounts to enter on the lines below. This form may be easier to complete if you round off cents to whole dollars.	(d) Proceeds (sales price)	(e) Cost (or other basis)	(g) Adjustments to gain or loss from Form(s) 8949, Part II, line 2, column (g)	(h) Gain or (loss) Subtract column (e) from column (d) and combine the result with column (g)
8a Totals for all long-term transactions reported on Form 1099-B for which basis was reported to the IRS and for which you have no adjustments (see instructions). However, if you choose to report all these transactions on Form 8949, leave this line blank and go to line 8b .				
8b Totals for all transactions reported on Form(s) 8949 with Box D checked	23,516.	26,220.		-2,704.
9 Totals for all transactions reported on Form(s) 8949 with Box E checked				
10 Totals for all transactions reported on Form(s) 8949 with Box F checked				
11 Gain from Form 4797, Part I; long-term gain from Forms 2439 and 6252; and long-term gain or (loss) from Forms 4684, 6781, and 8824				11
12 Net long-term gain or (loss) from partnerships, S corporations, estates, and trusts from Schedule(s) K-1				12
13 Capital gain distributions. See the instructions				13 3.
14 Long-term capital loss carryover. Enter the amount, if any, from line 13 of your Capital Loss Carryover Worksheet in the instructions				14 ()
15 Net long-term capital gain or (loss). Combine lines 8a through 14 in column (h). Then, go to Part III on the back				15 -2,701.

For Paperwork Reduction Act Notice, see your tax return instructions.

Schedule D (Form 1040) 2023

Part III Summary

16	Combine lines 7 and 15 and enter the result	16	-7,821.
	<ul style="list-style-type: none"> • If line 16 is a gain, enter the amount from line 16 on Form 1040, 1040-SR, or 1040-NR, line 7. Then, go to line 17 below. • If line 16 is a loss, skip lines 17 through 20 below. Then, go to line 21. Also be sure to complete line 22. • If line 16 is zero, skip lines 17 through 21 below and enter -0- on Form 1040, 1040-SR, or 1040-NR, line 7. Then, go to line 22. 		
17	Are lines 15 and 16 both gains? <input type="checkbox"/> Yes. Go to line 18. <input type="checkbox"/> No. Skip lines 18 through 21, and go to line 22.		
18	If you are required to complete the 28% Rate Gain Worksheet (see instructions), enter the amount, if any, from line 7 of that worksheet	18	
19	If you are required to complete the Unrecaptured Section 1250 Gain Worksheet (see instructions), enter the amount, if any, from line 18 of that worksheet	19	
20	Are lines 18 and 19 both zero or blank and you are not filing Form 4952? <input type="checkbox"/> Yes. Complete the Qualified Dividends and Capital Gain Tax Worksheet in the instructions for Form 1040, line 16. Don't complete lines 21 and 22 below. <input type="checkbox"/> No. Complete the Schedule D Tax Worksheet in the instructions. Don't complete lines 21 and 22 below.		
21	If line 16 is a loss, enter here and on Form 1040, 1040-SR, or 1040-NR, line 7, the smaller of: <ul style="list-style-type: none"> • The loss on line 16; or • (\$3,000), or if married filing separately, (\$1,500) } 	21	(3,000.)
	Note: When figuring which amount is smaller, treat both amounts as positive numbers.		
22	Do you have qualified dividends on Form 1040, 1040-SR, or 1040-NR, line 3a? <input checked="" type="checkbox"/> Yes. Complete the Qualified Dividends and Capital Gain Tax Worksheet in the instructions for Form 1040, line 16. <input type="checkbox"/> No. Complete the rest of Form 1040, 1040-SR, or 1040-NR.		

Additional Taxes on Qualified Plans (Including IRAs) and Other Tax-Favored Accounts

Attach to Form 1040, 1040-SR, 1040-NR, or 1041.

Go to www.irs.gov/Form5329 for instructions and the latest information.

Name of individual subject to additional tax. If married filing jointly, see instructions.

DEBOLINA GANGULY

Your social security number

123-45-1557

Fill in Your Address Only if You Are Filing This Form by Itself and Not With Your Tax Return	Home address (number and street), or P.O. box if mail is not delivered to your home		Apt. no.
	City, town or post office, state, and ZIP code. If you have a foreign address, also complete the spaces below. See instructions.		
	Foreign country name	Foreign province/state/county	Foreign postal code

If you **only** owe the additional 10% tax on the full amount of the early distributions, you may be able to report this tax directly on Schedule 2 (Form 1040), line 8, without filing Form 5329. See instructions.

Part I Additional Tax on Early Distributions. Complete this part if you took a taxable distribution (other than a qualified disaster distribution) before you reached age 59½ from a qualified retirement plan (including an IRA) or modified endowment contract (unless you are reporting this tax directly on Schedule 2 (Form 1040)—see above). You may also have to complete this part to indicate that you qualify for an exception to the additional tax on early distributions or for certain Roth IRA distributions. See instructions.

1	Early distributions includible in income (see instructions). For Roth IRA distributions, see instructions.	1	
2	Early distributions included on line 1 that are not subject to the additional tax (see instructions). Enter the appropriate exception number from the instructions: _____	2	
3	Amount subject to additional tax. Subtract line 2 from line 1	3	
4	Additional tax. Enter 10% (0.10) of line 3. Include this amount on Schedule 2 (Form 1040), line 8 Caution: If any part of the amount on line 3 was a distribution from a SIMPLE IRA, you may have to include 25% of that amount on line 4 instead of 10%. See instructions.	4	

Part II Additional Tax on Certain Distributions From Education Accounts and ABLER Accounts. Complete this part if you included an amount in income, on Schedule 1 (Form 1040), line 8z, from a Coverdell education savings account (ESA) or a qualified tuition program (QTP), or on Schedule 1 (Form 1040), line 8q, from an ABLER account.

5	Distributions included in income from a Coverdell ESA, a QTP, or an ABLER account	5	
6	Distributions included on line 5 that are not subject to the additional tax (see instructions)	6	
7	Amount subject to additional tax. Subtract line 6 from line 5	7	
8	Additional tax. Enter 10% (0.10) of line 7. Include this amount on Schedule 2 (Form 1040), line 8	8	

Part III Additional Tax on Excess Contributions to Traditional IRAs. Complete this part if you contributed more to your traditional IRAs for 2023 than is allowable or you had an amount on line 17 of your 2022 Form 5329.

9	Enter your excess contributions from line 16 of your 2022 Form 5329. See instructions. If zero, go to line 15	9	
10	If your traditional IRA contributions for 2023 are less than your maximum allowable contribution, see instructions. Otherwise, enter -0-	10	
11	2023 traditional IRA distributions included in income (see instructions)	11	
12	2023 distributions of prior year excess contributions (see instructions)	12	
13	Add lines 10, 11, and 12	13	
14	Prior year excess contributions. Subtract line 13 from line 9. If zero or less, enter -0-	14	
15	Excess contributions for 2023 (see instructions)	15	
16	Total excess contributions. Add lines 14 and 15	16	
17	Additional tax. Enter 6% (0.06) of the smaller of line 16 or the value of your traditional IRAs on December 31, 2023 (including 2023 contributions made in 2024). Include this amount on Schedule 2 (Form 1040), line 8	17	

Part IV Additional Tax on Excess Contributions to Roth IRAs. Complete this part if you contributed more to your Roth IRAs for 2023 than is allowable or you had an amount on line 25 of your 2022 Form 5329.

18	Enter your excess contributions from line 24 of your 2022 Form 5329. See instructions. If zero, go to line 23	18	0.
19	If your Roth IRA contributions for 2023 are less than your maximum allowable contribution, see instructions. Otherwise, enter -0-	19	
20	2023 distributions from your Roth IRAs (see instructions)	20	
21	Add lines 19 and 20	21	
22	Prior year excess contributions. Subtract line 21 from line 18. If zero or less, enter -0-	22	
23	Excess contributions for 2023 (see instructions)	23	4,106.
24	Total excess contributions. Add lines 22 and 23	24	4,106.
25	Additional tax. Enter 6% (0.06) of the smaller of line 24 or the value of your Roth IRAs on December 31, 2023 (including 2023 contributions made in 2024). Include this amount on Schedule 2 (Form 1040), line 8	25	0.

Part V Additional Tax on Excess Contributions to Coverdell ESAs. Complete this part if the contributions to your Coverdell ESAs for 2023 were more than is allowable or you had an amount on line 33 of your 2022 Form 5329.

26	Enter the excess contributions from line 32 of your 2022 Form 5329. See instructions. If zero, go to line 31	26	
27	If the contributions to your Coverdell ESAs for 2023 were less than the maximum allowable contribution, see instructions. Otherwise, enter -0-	27	
28	2023 distributions from your Coverdell ESAs (see instructions)	28	
29	Add lines 27 and 28	29	
30	Prior year excess contributions. Subtract line 29 from line 26. If zero or less, enter -0-	30	
31	Excess contributions for 2023 (see instructions)	31	
32	Total excess contributions. Add lines 30 and 31	32	
33	Additional tax. Enter 6% (0.06) of the smaller of line 32 or the value of your Coverdell ESAs on December 31, 2023 (including 2023 contributions made in 2024). Include this amount on Schedule 2 (Form 1040), line 8	33	

Part VI Additional Tax on Excess Contributions to Archer MSAs. Complete this part if you or your employer contributed more to your Archer MSAs for 2023 than is allowable or you had an amount on line 41 of your 2022 Form 5329.

34	Enter the excess contributions from line 40 of your 2022 Form 5329. See instructions. If zero, go to line 39	34	
35	If the contributions to your Archer MSAs for 2023 are less than the maximum allowable contribution, see instructions. Otherwise, enter -0-	35	
36	2023 distributions from your Archer MSAs from Form 8853, line 8	36	
37	Add lines 35 and 36	37	
38	Prior year excess contributions. Subtract line 37 from line 34. If zero or less, enter -0-	38	
39	Excess contributions for 2023 (see instructions)	39	
40	Total excess contributions. Add lines 38 and 39	40	
41	Additional tax. Enter 6% (0.06) of the smaller of line 40 or the value of your Archer MSAs on December 31, 2023 (including 2023 contributions made in 2024). Include this amount on Schedule 2 (Form 1040), line 8	41	

Part VII Additional Tax on Excess Contributions to Health Savings Accounts (HSAs). Complete this part if you, someone on your behalf, or your employer contributed more to your HSAs for 2023 than is allowable or you had an amount on line 49 of your 2022 Form 5329.

42	Enter the excess contributions from line 48 of your 2022 Form 5329. If zero, go to line 47	42	
43	If the contributions to your HSAs for 2023 are less than the maximum allowable contribution, see instructions. Otherwise, enter -0-	43	
44	2023 distributions from your HSAs from Form 8889, line 16	44	
45	Add lines 43 and 44	45	
46	Prior year excess contributions. Subtract line 45 from line 42. If zero or less, enter -0-	46	
47	Excess contributions for 2023 (see instructions)	47	
48	Total excess contributions. Add lines 46 and 47	48	
49	Additional tax. Enter 6% (0.06) of the smaller of line 48 or the value of your HSAs on December 31, 2023 (including 2023 contributions made in 2024). Include this amount on Schedule 2 (Form 1040), line 8	49	

Part VIII Additional Tax on Excess Contributions to an ABLE Account. Complete this part if contributions to your ABLE account for 2023 were more than is allowable.

50	Excess contributions for 2023 (see instructions)	50	
51	Additional tax. Enter 6% (0.06) of the smaller of line 50 or the value of your ABLE account on December 31, 2023. Include this amount on Schedule 2 (Form 1040), line 8	51	

Part IX Additional Tax on Excess Accumulation in Qualified Retirement Plans (Including IRAs). Complete this part if you did not receive the minimum required distribution from your qualified retirement plan.

52	Minimum required distribution for 2023 (see instructions)	52	
53	Amount actually distributed to you in 2023 (see instructions)	53	
54	Subtract line 53 from line 52. If zero or less, enter -0-	54	
55	Additional tax. See instructions for how to calculate the additional tax. If you qualify for the 10% tax rate on excess accumulations in at least one qualified retirement plan, check this box. <input type="checkbox"/> Include this amount on Schedule 2 (Form 1040), line 8 or Form 1041, Schedule G, line 8	55	

Sign Here Only if You Are Filing This Form by Itself and Not With Your Tax Return

Under penalties of perjury, I declare that I have examined this form, including accompanying attachments, and to the best of my knowledge and belief, it is true, correct, and complete. Declaration of preparer (other than taxpayer) is based on all information of which preparer has any knowledge.

Your signature

Date

Paid Preparer Use Only

Print/Type preparer's name	Preparer's signature	Date	Check <input type="checkbox"/> if self-employed	PTIN
Firm's name	Firm's EIN			
Firm's address	Phone no.			

Nondeductible IRAs

Department of the Treasury
Internal Revenue Service

Attach to 2023 Form 1040, 1040-SR, or 1040-NR.
Go to www.irs.gov/Form8606 for instructions and the latest information.

2023
Attachment
Sequence No. **48**

Name. If married, file a separate form for each spouse required to file 2023 Form 8606. See instructions.

Your social security number
189-59-7682

ABEER KATIYAL

Fill in Your Address Only if You Are Filing This Form by Itself and Not With Your Tax Return

Home address (number and street, or P.O. box if mail is not delivered to your home)		Apt. no.
City, town or post office, state, and ZIP code. If you have a foreign address, also complete the spaces below (see instructions).		
Foreign country name	Foreign province/state/county	Foreign postal code

Part I Nondeductible Contributions to Traditional IRAs and Distributions From Traditional, Traditional SEP, and Traditional SIMPLE IRAs

Complete this part only if one or more of the following apply.

- You made nondeductible contributions to a traditional IRA for 2023.
- You took distributions from a traditional, traditional SEP, or traditional SIMPLE IRA in 2023 **and** you made nondeductible contributions to a traditional IRA in 2023 or an earlier year. For this purpose, a distribution does not include a rollover (other than certain qualified disaster distribution repayments from 2023 Form(s) 8915-F), qualified charitable distribution, one-time distribution to fund an HSA, conversion, recharacterization, or return of certain contributions.
- You converted part, but not all, of your traditional, traditional SEP, and traditional SIMPLE IRAs to Roth, Roth SEP, or Roth SIMPLE IRAs in 2023 **and** you made nondeductible contributions to a traditional IRA in 2023 or an earlier year.

1	Enter your nondeductible contributions to traditional IRAs for 2023, including those made for 2023 from January 1, 2024, through April 15, 2024. See instructions	1	6,500.
2	Enter your total basis in traditional IRAs. See instructions	2	0.
3	Add lines 1 and 2	3	6,500.
<div style="border: 1px solid black; padding: 5px; display: inline-block;"> In 2023, did you take a distribution from traditional, traditional SEP, or traditional SIMPLE IRAs, or make a Roth, Roth SEP, or Roth SIMPLE IRA conversion? </div> <input type="checkbox"/> No — Enter the amount from line 3 on line 14. Do not complete the rest of Part I. <input type="checkbox"/> Yes — Go to line 4.			
4	Enter those contributions included on line 1 that were made from January 1, 2024, through April 15, 2024	4	
5	Subtract line 4 from line 3	5	6,500.
6	Enter the value of all your traditional, traditional SEP, and traditional SIMPLE IRAs as of December 31, 2023, plus any outstanding rollovers. Subtract certain repayments of qualified disaster distributions, if any, from 2023 Form(s) 8915-F (see instructions)	6	
7	Enter your distributions from traditional, traditional SEP, and traditional SIMPLE IRAs in 2023. Do not include rollovers (other than repayments of qualified disaster distributions, if any, from 2023 Form(s) 8915-F (see instructions)); qualified charitable distributions; a one-time distribution to fund an HSA; conversions to a Roth, Roth SEP, or Roth SIMPLE IRA; certain returned contributions; or recharacterizations of traditional IRA contributions (see instructions)	7	
8	Enter the net amount you converted from traditional, traditional SEP, and traditional SIMPLE IRAs to Roth, Roth SEP, or Roth SIMPLE IRAs in 2023. Also, enter this amount on line 16	8	
9	Add lines 6, 7, and 8	9	
10	Divide line 5 by line 9. Enter the result as a decimal rounded to at least 3 places. If the result is 1.000 or more, enter "1.000"	10	×
11	Multiply line 8 by line 10. This is the nontaxable portion of the amount you converted to Roth, Roth SEP, or Roth SIMPLE IRAs. Also, enter this amount on line 17	11	
12	Multiply line 7 by line 10. This is the nontaxable portion of your distributions that you did not convert to a Roth, Roth SEP, or Roth SIMPLE IRA	12	
13	Add lines 11 and 12. This is the nontaxable portion of all your distributions	13	6,500.*
14	Subtract line 13 from line 3. This is your total basis in traditional IRAs for 2023 and earlier years	14	0.
15a	Subtract line 12 from line 7	15a	36,890.
b	Enter the amount on line 15a attributable to qualified disaster distributions, if any, from 2023 Form(s) 8915-F (see instructions). Also, enter this amount on 2023 Form(s) 8915-F, line 18, as applicable (see instructions)	15b	
c	Taxable amount. Subtract line 15b from line 15a. If more than zero, also include this amount on 2023 Form 1040, 1040-SR, or 1040-NR, line 4b	15c	36,890.*

Note: You may be subject to an additional 10% tax on the amount on line 15c if you were under age 59½ at the time of the distribution. See instructions.

* From Taxable IRA Distribution Wkst (per IRS Pub. 590-B)

Part II 2023 Conversions From Traditional, Traditional SEP, or Traditional SIMPLE IRAs to Roth, Roth SEP, or Roth SIMPLE IRAs

Complete this part if you converted part or all of your traditional, traditional SEP, and traditional SIMPLE IRAs to a Roth, Roth SEP, or Roth SIMPLE IRA in 2023.

16	If you completed Part I, enter the amount from line 8. Otherwise, enter the net amount you converted from traditional, traditional SEP, and traditional SIMPLE IRAs to Roth, Roth SEP, or Roth SIMPLE IRAs in 2023	16	
17	If you completed Part I, enter the amount from line 11. Otherwise, enter your basis in the amount on line 16 (see instructions)	17	
18	Taxable amount. Subtract line 17 from line 16. If more than zero, also include this amount on 2023 Form 1040, 1040-SR, or 1040-NR, line 4b	18	

Part III Distributions From Roth, Roth SEP, or Roth SIMPLE IRAs

Complete this part only if you took a distribution from a Roth, Roth SEP, or Roth SIMPLE IRA in 2023. For this purpose, a distribution does not include a rollover (other than a repayment of a qualified disaster distribution from 2023 Form(s) 8915-F (see instructions)), qualified charitable distribution, one-time distribution to fund an HSA, recharacterization, or return of certain contributions (see instructions).

19	Enter your total nonqualified distributions from Roth, Roth SEP, and Roth SIMPLE IRAs in 2023, including any qualified first-time homebuyer distributions, and any qualified disaster distributions from 2023 Form(s) 8915-F (see instructions)	19	
20	Qualified first-time homebuyer expenses (see instructions). Do not enter more than \$10,000 reduced by the total of all your prior qualified first-time homebuyer distributions	20	
21	Subtract line 20 from line 19. If zero or less, enter -0-	21	
22	Enter your basis in Roth, Roth SEP, and Roth SIMPLE IRA contributions (see instructions). If line 21 is zero, stop here	22	
23	Subtract line 22 from line 21. If zero or less, enter -0- and skip lines 24 and 25. If more than zero, you may be subject to an additional tax (see instructions)	23	
24	Enter your basis in conversions from traditional, traditional SEP, and traditional SIMPLE IRAs and rollovers from qualified retirement plans to a Roth, Roth SEP, or Roth SIMPLE IRA. See instructions	24	
25a	Subtract line 24 from line 23. If zero or less, enter -0- and skip lines 25b and 25c	25a	
b	Enter the amount on line 25a attributable to qualified disaster distributions, if any, from 2023 Form(s) 8915-F (see instructions). Also, enter this amount on 2023 Form(s) 8915-F, line 19, as applicable (see instructions)	25b	
c	Taxable amount. Subtract line 25b from line 25a. If more than zero, also include this amount on 2023 Form 1040, 1040-SR, or 1040-NR, line 4b	25c	

Sign Here Only if You Are Filing This Form by Itself and Not With Your Tax Return

Under penalties of perjury, I declare that I have examined this form, including accompanying attachments, and to the best of my knowledge and belief, it is true, correct, and complete. Declaration of preparer (other than taxpayer) is based on all information of which preparer has any knowledge.

Your signature _____ Date

Paid Preparer Use Only	Print/Type preparer's name	Preparer's signature	Date	Check <input type="checkbox"/> if self-employed	PTIN
	Firm's name			Firm's EIN	
	Firm's address			Phone no.	

Nondeductible IRAs

Department of the Treasury
Internal Revenue Service

Attach to 2023 Form 1040, 1040-SR, or 1040-NR.
Go to www.irs.gov/Form8606 for instructions and the latest information.

2023
Attachment
Sequence No. **48**

Name. If married, file a separate form for each spouse required to file 2023 Form 8606. See instructions.

Your social security number
123-45-1557

DEBOLINA GANGULY

Fill in Your Address Only if You Are Filing This Form by Itself and Not With Your Tax Return

Home address (number and street, or P.O. box if mail is not delivered to your home)		Apt. no.
City, town or post office, state, and ZIP code. If you have a foreign address, also complete the spaces below (see instructions).		
Foreign country name	Foreign province/state/county	Foreign postal code

Part I Nondeductible Contributions to Traditional IRAs and Distributions From Traditional, Traditional SEP, and Traditional SIMPLE IRAs

Complete this part only if one or more of the following apply.

- You made nondeductible contributions to a traditional IRA for 2023.
- You took distributions from a traditional, traditional SEP, or traditional SIMPLE IRA in 2023 **and** you made nondeductible contributions to a traditional IRA in 2023 or an earlier year. For this purpose, a distribution does not include a rollover (other than certain qualified disaster distribution repayments from 2023 Form(s) 8915-F), qualified charitable distribution, one-time distribution to fund an HSA, conversion, recharacterization, or return of certain contributions.
- You converted part, but not all, of your traditional, traditional SEP, and traditional SIMPLE IRAs to Roth, Roth SEP, or Roth SIMPLE IRAs in 2023 **and** you made nondeductible contributions to a traditional IRA in 2023 or an earlier year.

1	Enter your nondeductible contributions to traditional IRAs for 2023, including those made for 2023 from January 1, 2024, through April 15, 2024. See instructions	1	6,000.
2	Enter your total basis in traditional IRAs. See instructions	2	0.
3	Add lines 1 and 2	3	6,000.
<div style="border: 1px solid black; padding: 5px; display: inline-block;"> In 2023, did you take a distribution from traditional, traditional SEP, or traditional SIMPLE IRAs, or make a Roth, Roth SEP, or Roth SIMPLE IRA conversion? </div> <input type="checkbox"/> No — Enter the amount from line 3 on line 14. Do not complete the rest of Part I. <input type="checkbox"/> Yes — Go to line 4.			
4	Enter those contributions included on line 1 that were made from January 1, 2024, through April 15, 2024	4	
5	Subtract line 4 from line 3	5	6,000.
6	Enter the value of all your traditional, traditional SEP, and traditional SIMPLE IRAs as of December 31, 2023, plus any outstanding rollovers. Subtract certain repayments of qualified disaster distributions, if any, from 2023 Form(s) 8915-F (see instructions)	6	
7	Enter your distributions from traditional, traditional SEP, and traditional SIMPLE IRAs in 2023. Do not include rollovers (other than repayments of qualified disaster distributions, if any, from 2023 Form(s) 8915-F (see instructions)); qualified charitable distributions; a one-time distribution to fund an HSA; conversions to a Roth, Roth SEP, or Roth SIMPLE IRA; certain returned contributions; or recharacterizations of traditional IRA contributions (see instructions)	7	
8	Enter the net amount you converted from traditional, traditional SEP, and traditional SIMPLE IRAs to Roth, Roth SEP, or Roth SIMPLE IRAs in 2023. Also, enter this amount on line 16	8	
9	Add lines 6, 7, and 8	9	
10	Divide line 5 by line 9. Enter the result as a decimal rounded to at least 3 places. If the result is 1.000 or more, enter "1.000"	10	×
11	Multiply line 8 by line 10. This is the nontaxable portion of the amount you converted to Roth, Roth SEP, or Roth SIMPLE IRAs. Also, enter this amount on line 17	11	
12	Multiply line 7 by line 10. This is the nontaxable portion of your distributions that you did not convert to a Roth, Roth SEP, or Roth SIMPLE IRA	12	
13	Add lines 11 and 12. This is the nontaxable portion of all your distributions	13	4,106.*
14	Subtract line 13 from line 3. This is your total basis in traditional IRAs for 2023 and earlier years	14	1,894.
15a	Subtract line 12 from line 7	15a	0.
b	Enter the amount on line 15a attributable to qualified disaster distributions, if any, from 2023 Form(s) 8915-F (see instructions). Also, enter this amount on 2023 Form(s) 8915-F, line 18, as applicable (see instructions)	15b	
c	Taxable amount. Subtract line 15b from line 15a. If more than zero, also include this amount on 2023 Form 1040, 1040-SR, or 1040-NR, line 4b	15c	0.*

Note: You may be subject to an additional 10% tax on the amount on line 15c if you were under age 59½ at the time of the distribution. See instructions.

* From Taxable IRA Distribution Wkst (per IRS Pub. 590-B)

Part II 2023 Conversions From Traditional, Traditional SEP, or Traditional SIMPLE IRAs to Roth, Roth SEP, or Roth SIMPLE IRAs

Complete this part if you converted part or all of your traditional, traditional SEP, and traditional SIMPLE IRAs to a Roth, Roth SEP, or Roth SIMPLE IRA in 2023.

16	If you completed Part I, enter the amount from line 8. Otherwise, enter the net amount you converted from traditional, traditional SEP, and traditional SIMPLE IRAs to Roth, Roth SEP, or Roth SIMPLE IRAs in 2023	16	
17	If you completed Part I, enter the amount from line 11. Otherwise, enter your basis in the amount on line 16 (see instructions)	17	
18	Taxable amount. Subtract line 17 from line 16. If more than zero, also include this amount on 2023 Form 1040, 1040-SR, or 1040-NR, line 4b	18	

Part III Distributions From Roth, Roth SEP, or Roth SIMPLE IRAs

Complete this part only if you took a distribution from a Roth, Roth SEP, or Roth SIMPLE IRA in 2023. For this purpose, a distribution does not include a rollover (other than a repayment of a qualified disaster distribution from 2023 Form(s) 8915-F (see instructions)), qualified charitable distribution, one-time distribution to fund an HSA, recharacterization, or return of certain contributions (see instructions).

19	Enter your total nonqualified distributions from Roth, Roth SEP, and Roth SIMPLE IRAs in 2023, including any qualified first-time homebuyer distributions, and any qualified disaster distributions from 2023 Form(s) 8915-F (see instructions)	19	
20	Qualified first-time homebuyer expenses (see instructions). Do not enter more than \$10,000 reduced by the total of all your prior qualified first-time homebuyer distributions	20	
21	Subtract line 20 from line 19. If zero or less, enter -0-	21	
22	Enter your basis in Roth, Roth SEP, and Roth SIMPLE IRA contributions (see instructions). If line 21 is zero, stop here	22	
23	Subtract line 22 from line 21. If zero or less, enter -0- and skip lines 24 and 25. If more than zero, you may be subject to an additional tax (see instructions)	23	
24	Enter your basis in conversions from traditional, traditional SEP, and traditional SIMPLE IRAs and rollovers from qualified retirement plans to a Roth, Roth SEP, or Roth SIMPLE IRA. See instructions	24	
25a	Subtract line 24 from line 23. If zero or less, enter -0- and skip lines 25b and 25c	25a	
b	Enter the amount on line 25a attributable to qualified disaster distributions, if any, from 2023 Form(s) 8915-F (see instructions). Also, enter this amount on 2023 Form(s) 8915-F, line 19, as applicable (see instructions)	25b	
c	Taxable amount. Subtract line 25b from line 25a. If more than zero, also include this amount on 2023 Form 1040, 1040-SR, or 1040-NR, line 4b	25c	

Sign Here Only if You Are Filing This Form by Itself and Not With Your Tax Return

Under penalties of perjury, I declare that I have examined this form, including accompanying attachments, and to the best of my knowledge and belief, it is true, correct, and complete. Declaration of preparer (other than taxpayer) is based on all information of which preparer has any knowledge.

Your signature _____ Date

Paid Preparer Use Only	Print/Type preparer's name	Preparer's signature	Date	Check <input type="checkbox"/> if self-employed	PTIN
	Firm's name			Firm's EIN	
	Firm's address			Phone no.	

Health Savings Accounts (HSAs)

Department of the Treasury
Internal Revenue Service

Attach to Form 1040, 1040-SR, or 1040-NR.
Go to www.irs.gov/Form8889 for instructions and the latest information.

2023
Attachment
Sequence No. **52**

Name(s) shown on Form 1040, 1040-SR, or 1040-NR

Social security number of HSA beneficiary.
If both spouses have HSAs, see instructions.
189-59-7682

ABEER KATIYAL

Before you begin: Complete Form 8853, Archer MSAs and Long-Term Care Insurance Contracts, if required.

Part I HSA Contributions and Deduction. See the instructions before completing this part. If you are filing jointly and both you and your spouse each have separate HSAs, complete a separate Part I for each spouse.

1	Check the box to indicate your coverage under a high-deductible health plan (HDHP) during 2023. See instructions	<input type="checkbox"/> Self-only <input checked="" type="checkbox"/> Family
2	HSA contributions you made for 2023 (or those made on your behalf), including those made by the unextended due date of your tax return that were for 2023. Do not include employer contributions, contributions through a cafeteria plan, or rollovers. See instructions	2 0.
3	If you were under age 55 at the end of 2023 and, on the first day of every month during 2023, you were, or were considered, an eligible individual with the same coverage, enter \$3,850 (\$7,750 for family coverage). All others , see the instructions for the amount to enter	3 7,750.
4	Enter the amount you and your employer contributed to your Archer MSAs for 2023 from Form 8853, lines 1 and 2. If you or your spouse had family coverage under an HDHP at any time during 2023, also include any amount contributed to your spouse's Archer MSAs	4 0.
5	Subtract line 4 from line 3. If zero or less, enter -0-	5 7,750.
6	Enter the amount from line 5. But if you and your spouse each have separate HSAs and had family coverage under an HDHP at any time during 2023, see the instructions for the amount to enter	6 7,750.
7	If you were age 55 or older at the end of 2023, married, and you or your spouse had family coverage under an HDHP at any time during 2023, enter your additional contribution amount. See instructions	7
8	Add lines 6 and 7	8 7,750.
9	Employer contributions made to your HSAs for 2023	9 3,850.
10	Qualified HSA funding distributions	10
11	Add lines 9 and 10	11 3,850.
12	Subtract line 11 from line 8. If zero or less, enter -0-	12 3,900.
13	HSA deduction. Enter the smaller of line 2 or line 12 here and on Schedule 1 (Form 1040), Part II, line 13 Caution: If line 2 is more than line 13, you may have to pay an additional tax. See instructions.	13 0.

Part II HSA Distributions. If you are filing jointly and both you and your spouse each have separate HSAs, complete a separate Part II for each spouse.

14a	Total distributions you received in 2023 from all HSAs (see instructions)	14a
b	Distributions included on line 14a that you rolled over to another HSA. Also include any excess contributions (and the earnings on those excess contributions) included on line 14a that were withdrawn by the due date of your return. See instructions	14b
c	Subtract line 14b from line 14a	14c
15	Qualified medical expenses paid using HSA distributions (see instructions)	15
16	Taxable HSA distributions. Subtract line 15 from line 14c. If zero or less, enter -0-. Also, include this amount in the total on Schedule 1 (Form 1040), Part I, line 8f	16
17a	If any of the distributions included on line 16 meet any of the Exceptions to the Additional 20% Tax (see instructions), check here <input type="checkbox"/>	
b	Additional 20% tax (see instructions). Enter 20% (0.20) of the distributions included on line 16 that are subject to the additional 20% tax. Also, include this amount in the total on Schedule 2 (Form 1040), Part II, line 17c	17b

Part III Income and Additional Tax for Failure To Maintain HDHP Coverage. See the instructions before completing this part. If you are filing jointly and both you and your spouse each have separate HSAs, complete a separate Part III for each spouse.

18	Last-month rule	18
19	Qualified HSA funding distribution	19
20	Total income. Add lines 18 and 19. Include this amount on Schedule 1 (Form 1040), Part I, line 8f	20
21	Additional tax. Multiply line 20 by 10% (0.10). Include this amount in the total on Schedule 2 (Form 1040), Part II, line 17d	21

Qualified Business Income Deduction Simplified Computation

Department of the Treasury
Internal Revenue Service

Attach to your tax return.

Attachment
Sequence No. **55**

Go to www.irs.gov/Form8995 for instructions and the latest information.

Name(s) shown on return

ABEER KATIYAL & DEBOLINA GANGULY

Your taxpayer identification number

189-59-7682

Note. You can claim the qualified business income deduction **only** if you have qualified business income from a qualified trade or business, real estate investment trust dividends, publicly traded partnership income, or a domestic production activities deduction passed through from an agricultural or horticultural cooperative. See instructions.
Use this form if your taxable income, before your qualified business income deduction, is at or below \$182,100 (\$364,200 if married filing jointly), and you aren't a patron of an agricultural or horticultural cooperative.

1	(a) Trade, business, or aggregation name	(b) Taxpayer identification number	(c) Qualified business income or (loss)
i			
ii			
iii			
iv			
v			
2	Total qualified business income or (loss). Combine lines 1i through 1v, column (c)	2	
3	Qualified business net (loss) carryforward from the prior year	3 ()	
4	Total qualified business income. Combine lines 2 and 3. If zero or less, enter -0-	4	
5	Qualified business income component. Multiply line 4 by 20% (0.20)		5
6	Qualified REIT dividends and publicly traded partnership (PTP) income or (loss) (see instructions)	6 665.	
7	Qualified REIT dividends and qualified PTP (loss) carryforward from the prior year	7 ()	
8	Total qualified REIT dividends and PTP income. Combine lines 6 and 7. If zero or less, enter -0-	8 665.	
9	REIT and PTP component. Multiply line 8 by 20% (0.20)		9 133.
10	Qualified business income deduction before the income limitation. Add lines 5 and 9		10 133.
11	Taxable income before qualified business income deduction (see instructions)	11 282,340.	
12	Enter your net capital gain, if any, increased by any qualified dividends (see instructions)	12 1,675.	
13	Subtract line 12 from line 11. If zero or less, enter -0-	13 280,665.	
14	Income limitation. Multiply line 13 by 20% (0.20)		14 56,133.
15	Qualified business income deduction. Enter the smaller of line 10 or line 14. Also enter this amount on the applicable line of your return (see instructions)		15 133.
16	Total qualified business (loss) carryforward. Combine lines 2 and 3. If greater than zero, enter -0-		16 (0.)
17	Total qualified REIT dividends and PTP (loss) carryforward. Combine lines 6 and 7. If greater than zero, enter -0-		17 (0.)

Additional Medicare Tax

If any line does not apply to you, leave it blank. See separate instructions.
 Attach to Form 1040, 1040-SR, 1040-NR, or 1040-SS.
 Go to www.irs.gov/Form8959 for instructions and the latest information.

Name(s) shown on return

ABEER KATIYAL & DEBOLINA GANGULY

Your social security number

189-59-7682

Part I Additional Medicare Tax on Medicare Wages

1 Medicare wages and tips from Form W-2, box 5. If you have more than one Form W-2, enter the total of the amounts from box 5	1	279,016.		
2 Unreported tips from Form 4137, line 6	2			
3 Wages from Form 8919, line 6	3			
4 Add lines 1 through 3	4	279,016.		
5 Enter the following amount for your filing status:				
Married filing jointly \$250,000				
Married filing separately \$125,000				
Single, Head of household, or Qualifying surviving spouse \$200,000	5	250,000.		
6 Subtract line 5 from line 4. If zero or less, enter -0-	6			29,016.
7 Additional Medicare Tax on Medicare wages. Multiply line 6 by 0.9% (0.009). Enter here and go to Part II	7			261.

Part II Additional Medicare Tax on Self-Employment Income

8 Self-employment income from Schedule SE (Form 1040), Part I, line 6. If you had a loss, enter -0-	8			
9 Enter the following amount for your filing status:				
Married filing jointly \$250,000				
Married filing separately \$125,000				
Single, Head of household, or Qualifying surviving spouse \$200,000	9			
10 Enter the amount from line 4	10			
11 Subtract line 10 from line 9. If zero or less, enter -0-	11			
12 Subtract line 11 from line 8. If zero or less, enter -0-	12			
13 Additional Medicare Tax on self-employment income. Multiply line 12 by 0.9% (0.009). Enter here and go to Part III	13			

Part III Additional Medicare Tax on Railroad Retirement Tax Act (RRTA) Compensation

14 Railroad retirement (RRTA) compensation and tips from Form(s) W-2, box 14 (see instructions)	14			
15 Enter the following amount for your filing status:				
Married filing jointly \$250,000				
Married filing separately \$125,000				
Single, Head of household, or Qualifying surviving spouse \$200,000	15			
16 Subtract line 15 from line 14. If zero or less, enter -0-	16			
17 Additional Medicare Tax on railroad retirement (RRTA) compensation. Multiply line 16 by 0.9% (0.009). Enter here and go to Part IV	17			

Part IV Total Additional Medicare Tax

18 Add lines 7, 13, and 17. Also include this amount on Schedule 2 (Form 1040), line 11 (Form 1040-SS filers, see instructions), and go to Part V	18			261.
---	----	--	--	------

Part V Withholding Reconciliation

19 Medicare tax withheld from Form W-2, box 6. If you have more than one Form W-2, enter the total of the amounts from box 6	19	4,250.		
20 Enter the amount from line 1	20	279,016.		
21 Multiply line 20 by 1.45% (0.0145). This is your regular Medicare tax withholding on Medicare wages	21	4,046.		
22 Subtract line 21 from line 19. If zero or less, enter -0-. This is your Additional Medicare Tax withholding on Medicare wages	22			204.
23 Additional Medicare Tax withholding on railroad retirement (RRTA) compensation from Form W-2, box 14 (see instructions)	23			
24 Total Additional Medicare Tax withholding. Add lines 22 and 23. Also include this amount with federal income tax withholding on Form 1040, 1040-SR, or 1040-NR, line 25c (Form 1040-SS filers, see instructions)	24			204.

Net Investment Income Tax— Individuals, Estates, and Trusts

Attach to your tax return.

Go to www.irs.gov/Form8960 for instructions and the latest information.

Name(s) shown on your tax return

ABEER KATIYAL & DEBOLINA GANGULY

Your social security number or EIN

189-59-7682

- Part I Investment Income** Section 6013(g) election (see instructions)
 Section 6013(h) election (see instructions)
 Regulations section 1.1411-10(g) election (see instructions)

1	Taxable interest (see instructions)		1	3,783.
2	Ordinary dividends (see instructions)		2	2,813.
3	Annuities (see instructions)		3	
4a	Rental real estate, royalties, partnerships, S corporations, trusts, trades or businesses, etc. (see instructions)	4a		
b	Adjustment for net income or loss derived in the ordinary course of a non-section 1411 trade or business (see instructions)	4b		
c	Combine lines 4a and 4b		4c	
5a	Net gain or loss from disposition of property (see instructions)	5a		-3,000.
b	Net gain or loss from disposition of property that is not subject to net investment income tax (see instructions)	5b		
c	Adjustment from disposition of partnership interest or S corporation stock (see instructions)	5c		
d	Combine lines 5a through 5c		5d	-3,000.
6	Adjustments to investment income for certain CFCs and PFICs (see instructions)		6	
7	Other modifications to investment income (see instructions)		7	4.
8	Total investment income. Combine lines 1, 2, 3, 4c, 5d, 6, and 7		8	3,600.

Part II Investment Expenses Allocable to Investment Income and Modifications

9a	Investment interest expenses (see instructions)	9a		
b	State, local, and foreign income tax (see instructions)	9b		
c	Miscellaneous investment expenses (see instructions)	9c		
d	Add lines 9a, 9b, and 9c		9d	
10	Additional modifications (see instructions)		10	
11	Total deductions and modifications. Add lines 9d and 10		11	

Part III Tax Computation

12	Net investment income. Subtract Part II, line 11, from Part I, line 8. Individuals, complete lines 13–17. Estates and trusts, complete lines 18a–21. If zero or less, enter -0-		12	3,600.
Individuals:				
13	Modified adjusted gross income (see instructions)	13		310,040.
14	Threshold based on filing status (see instructions)	14		250,000.
15	Subtract line 14 from line 13. If zero or less, enter -0-	15		60,040.
16	Enter the smaller of line 12 or line 15		16	3,600.
17	Net investment income tax for individuals. Multiply line 16 by 3.8% (0.038). Enter here and include on your tax return (see instructions)		17	137.
Estates and Trusts:				
18a	Net investment income (line 12 above)	18a		
b	Deductions for distributions of net investment income and charitable deductions (see instructions)	18b		
c	Undistributed net investment income. Subtract line 18b from line 18a (see instructions). If zero or less, enter -0-	18c		
19a	Adjusted gross income (see instructions)	19a		
b	Highest tax bracket for estates and trusts for the year (see instructions)	19b		
c	Subtract line 19b from line 19a. If zero or less, enter -0-	19c		
20	Enter the smaller of line 18c or line 19c		20	
21	Net investment income tax for estates and trusts. Multiply line 20 by 3.8% (0.038). Enter here and include on your tax return (see instructions)		21	

Additional Information From 2023 Federal Tax Return

Schedule 1: Additional Income and Adjustments to Income

Other Income

Continuation Statement

Description	Amount
Substitute Payment from 1099-Misc	4.
Other Income from box 3 of 1099-Misc	7.
Nonemployee compensation from 1099-NEC	894.
Total	905.

DO NOT MAIL

PA-40 - 2023

Social Security Number

189597682

Name(s) ABEER KATTIYAL

12 PA Tax Liability. Multiply Line 11 by 3.07 percent (0.0307).

13 Total PA Tax Withheld. See the instructions.

14 Credit from your 2022 PA Income Tax return.

15 2023 Estimated Installment Payments. REV-459B included.

16 2023 Extension Payment.

17 Nonresident Tax Withheld from your PA Schedule(s) NRK-1. (Nonresidents only)

18 Total Estimated Payments and Credits. Add Lines 14, 15, 16 and 17.

Tax Forgiveness Credit. Submit PA Schedule SP.

19a Filing Status: 01 Unmarried or Separated 02 Married 03 Deceased

19b Dependents, Section II, Line 2, PA Schedule SP

20 Total Eligibility Income from Section III, Line 11, PA Schedule SP.

21 Tax Forgiveness Credit from Section IV, Line 16, PA Schedule SP.

22 Resident Credit. Submit your PA Schedule(s) G-L and/or RK-1.

23 Total Other Credits. Submit your PA Schedule OC and/or PA Schedule DC.

24 TOTAL PAYMENTS and CREDITS. Add Lines 13, 18, 21, 22 and 23.

25 USE TAX. Due on internet, mail order or out-of-state purchases. See instructions.

26 TAX DUE. If the total of Line 12 and Line 25 is more than line 24, enter the difference here.

27 Penalties and Interest. See the instructions. Enter Code: N
If including form REV-1630/REV-1630A, mark the box.

28 TOTAL PAYMENT DUE. See the instructions.

29 OVERPAYMENT. If Line 24 is more than the total of Line 12, Line 25 and Line 27, enter the difference here.

The total of Lines 30 through 36 must equal Line 29.

30 Refund - Amount of Line 29 you want as a check mailed to you. REFUND

31 Credit - Amount of Line 29 you want as a credit to your 2024 estimated account.

32 Refund donation line. Enter the organization code and donation amount. See instructions.

33 Refund donation line. Enter the organization code and donation amount. See instructions.

34 Refund donation line. Enter the organization code and donation amount. See instructions.

35 Refund donation line. Enter the organization code and donation amount. See instructions.

36 Refund donation line. Enter the organization code and donation amount. See instructions.

12		28
13		27
14		0
15		0
16		0
17		0
18		0
19a	00	
19b	00	
20		0
21		0
22		0
23		0
24		27
25		0
26		1
27		0
28		1
29		0
30		0
31		0
32		
33		
34		
35		
36		

Signature(s). Under penalties of perjury, I (we) declare that I (we) have examined this return, including all accompanying schedules and statements, and to the best of my (our) belief, they are true, correct, and complete.

Your Signature	Spouse's Signature, if filing jointly
Preparer's Name and Telephone Number SYAM PRIYA RAM SAGAR GUPTA 6789659522	Date 040124

E-File Opt Out

N

Firm FEIN

Preparer's PTIN

P02082703



Declaration Control Number/Submission ID

Primary Taxpayer's Name ABEER KATIYAL	Social Security Number 189-59-7682
Secondary Taxpayer's Name DEBOLINA GANGULY	Social Security Number 123-45-1557

SECTION I TAX RETURN INFORMATION – TAX YEAR ENDING DEC. 31, 2023 (whole dollars only)

1. Adjusted PA taxable income (Form PA-40, Line 11)	1.	905
2. PA tax liability (Form PA-40, Line 12)	2.	28
3. Total PA tax withheld (Form PA-40, Line 13)	3.	27
4. Amount to be refunded (Form PA-40, Line 30)	4.	
5. Total payment (tax due) (Form PA-40, Line 28)	5.	1

SECTION II DECLARATION AND SIGNATURE AUTHORIZATION OF TAXPAYER

Under penalties of perjury, I declare that I have examined a copy of my electronic individual income tax return and accompanying schedules and statements of my 2023 PA Tax Return (Form PA-40), and to the best of my knowledge and belief, it is true, correct and complete. In addition, by using a computer system and software to prepare and transmit my return electronically, I consent to the disclosure of all information pertaining to my use of the system and software and to the transmission of my tax return electronically to the PA Department of Revenue. I further declare that the amounts in Section I above are the amounts shown on the copy of my electronic income tax return. If applicable, I authorize the PA Department of Revenue and its designated financial agents to initiate an electronic funds withdrawal (direct debit) entry to my designated account for Pennsylvania taxes owed. I also authorize my financial institution to debit the entry to my account and the financial institutions involved in the processing of my electronic payment of taxes to receive confidential information necessary to answer inquiries and resolve issues related to payment. I certify the funds for this withdraw are originating from an account within the United States or one of its territories. I have selected a personal identification number as my signature for my electronic income tax return and, if applicable, my electronic funds withdrawal consent.

PRIMARY TAXPAYER'S PERSONAL IDENTIFICATION NUMBER (PIN) Mark one oval only.

- I authorize GLOBAL TAXES LLC to enter my PIN 97682 as my signature on my tax year 2023 electronically filed income tax return.
- I will enter my PIN as my signature on my tax year 2023 electronically filed income tax return.

Signature _____ Date _____

SECONDARY TAXPAYER'S PIN Mark one oval only.

- I authorize GLOBAL TAXES LLC to enter my PIN 51557 as my signature on my tax year 2023 electronically filed income tax return.
- I will enter my PIN as my signature on my tax year 2023 electronically filed income tax return.

Signature _____ Date _____

SECTION III CERTIFICATION AND AUTHENTICATION – PRACTITIONER PIN PROGRAM PARTICIPANTS ONLY

ERO'S EFIN/PIN Enter your six-digit EFIN followed by your five-digit self-selected PIN 222496 / 08271

As a participant in the Practitioner PIN Program, I certify the above numeric entry is my PIN, which is my signature on the tax year 2023 electronically filed income tax return for the taxpayer(s) indicated above. I confirm I am participating in the Practitioner PIN Program in accordance with the requirements established for this program.

ERO's Signature _____ Date _____

**The ERO must retain this form and supporting documents for three years.
DO NOT SUBMIT THIS FORM TO THE PA DEPARTMENT OF REVENUE UNLESS REQUESTED TO DO SO.**

Name
ABEER KATIYAL

Social Security Number
189-59-7682

Federal Forms W-2

# of W2	* N T / T X B L	TS	N R H	Employer Name Employer identification number from box B	Federal wages from box 1 Medicare wages from box 5	Pennsylvania (state) compensation from box 16 (See Tax Help) Pennsylvania (state) income tax withheld from box 17	ST ID
1	<input checked="" type="checkbox"/>	T	<input type="checkbox"/>	SALESFORCE, INC. 94-3320693	207,398. 222,670.	207,398. 0.	MA
2	<input type="checkbox"/>	S	<input type="checkbox"/>	UT SOUTHWESTERN MEDICAL CENTER 75-6002868	4,905.	0.	TX
3	<input checked="" type="checkbox"/>	S	<input type="checkbox"/>	DANA FARBER CANCER INSTITUTE 04-2263040	56,346. 56,346.	56,346. 0.	MA
	<input type="checkbox"/>		<input type="checkbox"/>				
	<input type="checkbox"/>		<input type="checkbox"/>				
	<input type="checkbox"/>		<input type="checkbox"/>				
	<input type="checkbox"/>		<input type="checkbox"/>				

	Taxpayer	Spouse
Pennsylvania W-2	0.	0.
Pennsylvania W-2 to Schedule NRH, line 9		
Federal Form 4137, Unreported Tips, line 6		
Noncash tips		
Non-Pennsylvania W-2 to Schedule SP, line 6	207,398.	56,346.
Withholding		0.

Federal Forms W-2: Local Tax

# of W2	* N T / T X B L	TS	Employer identification number from box B	Locality name	Local wages, tips, etc. (local) from box 18	Local income tax (local) from box 19	ST ID
	<input type="checkbox"/>						
	<input type="checkbox"/>						
	<input type="checkbox"/>						
	<input type="checkbox"/>						

	Taxpayer	Spouse
Pennsylvania Local W-2		
Federal Form 4137, Unreported Tips, line 6		
Noncash tips		
Withholding		

Excess Reimbursements

*	Description	Employer's EIN	T/S	Amount
<input type="checkbox"/>				
<input type="checkbox"/>				
<input type="checkbox"/>				

	Taxpayer	Spouse
Excess Reimbursements		

Miscellaneous Compensation from Federal Forms 1099MISC, 1099K, 1099NEC, and other statements

*	Payer Name	Payer EIN	T/S	Code	PA Taxable Comp.	PA Tax Withheld	Fed. Income
<input type="checkbox"/>	Interactive Brokers LLC	13-3863700	T		0.		7.
<input type="checkbox"/>	INSTITUTE FOR CANCER RESEARCH	23-6296135	S	H	894.	27.	894.
<input type="checkbox"/>							
<input type="checkbox"/>							

Pennsylvania Payment type:

- | | |
|---|--|
| A Executor fee | H Other nonemployee compensation.
Describe: <u>NONEMPLOYEE COMPENSATION INCOME</u> |
| B Jury duty pay | I Employer sponsored retirement/pension/deferred compensation plan |
| C Director's fee | J Distribution from IRA (Traditional or Roth) |
| D Expert witness fee | K Distribution from Life Insurance, Annuity or Endowment Contracts |
| E Honorarium | L Distribution from Charitable Gift Annuities |
| F Covenant not to compete | M Distribution from Employee Stock Ownership Plan.
Describe: _____ |
| G Damages or settlement for lost wages, other than personal injury | N Fiduciary fees from a trust |
| | O Other income not listed above
Describe: _____ |

	Taxpayer	Spouse
Miscellaneous Compensation from Form 1099MISC/1099K/1099NEC.	0.	894.
Withholding		27.

Compensation from Federal Forms 1099R

*	Payer's EIN Payer's Name	T S	Fed #	PA Type	Gross Distribution	Basis	PA Taxable	PA Tax Withheld
<input checked="" type="checkbox"/>	04-3523567 NATIONAL FINAN	S	2	J2	4,106.			
<input checked="" type="checkbox"/>	04-3523567 NATIONAL FINAN	T	2	J2	43,390.			
<input type="checkbox"/>								
<input type="checkbox"/>								

* Enter an 'X' if this income is **Not** subject to Pennsylvania tax - PA Part-Year and Nonresidents Only.

Pennsylvania Distribution type:

- | | |
|---|---|
| N No entry | I22 I'm not eligible yet; plan is eligible in PA |
| I31 PA school, state, or municipal employee plan | J1 Traditional or Roth IRA; I'm over 59.5 |
| I11 United Mine Workers pension | J2 Traditional or Roth IRA; I'm under 59.5 |
| I32 Military pension | K2 Non-qualified deferred compensation plan |
| I33 U.S. Civil service retirement/disability/annuity | K3 Life insurance or endowment |
| K1 Annuity or Non-civil service disability (including Qual Joint Survivorship Annuity) | L Distribution from Charitable Gift Annuities |
| I21 Early distribution from a retirement plan | M1 ESOP: Allocated ESOP Stock Dividend |
| I12 Rollover | M2 ESOP: Non-Allocated ESOP Stock Dividend |
| I13 I'm eligible; plan is eligible (no PA tax) | M3 KSOP: Taxable ESOP within a 401(k) |
| | M4 KSOP: Nontaxable ESOP within a 401(k) |

	Taxpayer	Spouse
Distribution from Life Insurance, Annuity, Endowment Contracts or ineligible retirement plans (see Tax Help FAQ's for more info)		
Distribution from Charitable Gift Annuities		
Compensation from Form 1099R (eligible retirement plans)		
Withholding		

Total Gross Compensation

	Taxpayer	Spouse
Total gross compensation to Form PA-40 line 1a	0.	894.
Total Schedule NRH gross compensation to PA-40, line 12		
Withholding to Form PA-40 line 13		27.

Total gross compensation to Form PA-40 line 1a	894.
--	------

* Enter an 'X' if this income is **Not** subject to Pennsylvania tax.



Form M-8453 Individual Income Tax Declaration for Electronic Filing

2023
Massachusetts
Department of
Revenue

Please print or type. Privacy Act Notice available upon request. For the year January 1–December 31, 2023.

Your first name and initial ABEER KATIYAL	Last name	Your Social Security number 189597682
If a joint return, spouse's first name and initial DEBOLINA GANGULY	Last name	Spouse's Social Security number 123451557
Present street address (and apartment number) 160 CAMBRIDGEPARK DR APT NO 431		
City/Town/Post Office CAMBRIDGE	State MA	Zip 02140
Filing status: <input type="radio"/> Single <input checked="" type="radio"/> Married filing jointly <input type="radio"/> Married filing separately <input type="radio"/> Head of household		

Part 1. Tax Return Information for Electronic Filing

1 Total 5.0% income (from Form 1, line 10, or Form 1-NR/PY, line 12)	1	309360
2 Income tax after credits (from Form 1, line 32, or Form 1-NR/PY, line 36)	2	14674
3 Massachusetts use tax (from Form 1, line 34, or Form 1-NR/PY, line 38)	3	
4 Massachusetts income tax withheld (from Form 1, line 38, or Form 1-NR/PY, line 42)	4	13071
5 Refund amount (from Form 1, line 53, or Form 1-NR/PY, line 57)	5	
6 Tax due (from Form 1, line 54, or Form 1-NR/PY, line 58)	6	1603

Part 2. Declaration and Signature of Taxpayer

Under pains and penalties of perjury, I declare that I have reviewed the information on my return with the information I have provided to my Electronic Return Originator and that the amounts above agree with the amounts shown on my 2023 Massachusetts return. To the best of my knowledge and belief this information is true, correct and complete. I consent that my return, including this declaration and accompanying schedules, forms and statements be sent to the Massachusetts Department of Revenue by my Electronic Return Originator. I authorize DOR to inform my Electronic Return Originator and/or the transmitter when my electronic return has been accepted. In the event that it is rejected, I authorize DOR to identify the reasons for rejection so that the return can be corrected and re-transmitted. If I have filed a balance due return, I understand that if DOR does not receive full and timely payment of my tax liability, I will remain liable for the tax liability and all applicable penalties and interest.

Your signature	Date	Spouse's signature	Date

Part 3. Declaration and Signature of Electronic Return Originator (ERO)

I declare that I have reviewed the above taxpayer's return and that the entries on this M-8453 are complete and correct to the best of my knowledge. (Collectors are not responsible for reviewing the taxpayer's return; however, they must ensure that the M-8453 accurately reflects the data on the return.) I have obtained the taxpayer's signature before submitting this return to the Massachusetts Department of Revenue. I have provided the taxpayer with a copy of all forms and information filed with the Massachusetts Department of Revenue. If I am also the paid preparer, under pains and penalties of perjury I declare that I have examined the above taxpayer's return and accompanying schedules and statements and to the best of my knowledge and belief, they are true, correct and complete. I declare that I have verified the taxpayer's proof of account and it agrees with the name(s) shown on this form. This declaration of paid preparer (other than taxpayer) is based on all information of which the preparer has any knowledge. Original Forms M-8453 should not be sent to DOR, but must instead be retained by the ERO on the ERO's business premises for a period of three years from the date the return to which the M-8453 relates was filed.

ERO's signature and SSN or PTIN	Date	EIN	
	04012024	843171965	<input type="radio"/> Fill in if self-employed
Firm name (or yours, if self-employed) and address	City/Town	State	Zip
GLOBAL TAXES LLC 245 ROONEY CT	E BRUNSWICK	NJ	08816
			<input type="radio"/> Fill in if also paid preparer

Part 4. Declaration and Signature of Paid Preparer (if other than ERO)

Under pains and penalties of perjury, I declare that I have examined this return, including accompanying schedules and statements, and to the best of my knowledge and belief it is true, correct and complete. This declaration of paid preparer (other than taxpayer) is based on all information of which the preparer has any knowledge.

Paid preparer's signature and SSN or PTIN	Date	EIN	
P02082703	04012024		<input type="radio"/> Fill in if self-employed
Firm name (or yours, if self-employed) and address	City/Town	State	Zip
SYAM PRIYA RAM SAGAR GUPTA 245 ROONEY CT	E BRUNSWICK	NJ	08816

DO NOT MAIL

IF YOU ARE MAILING THE FORM PV WITH THE PAYMENT BY ITSELF, MAIL IT WITH THE PAYMENT TO:
MASSACHUSETTS DEPARTMENT OF REVENUE
PO BOX 419540
BOSTON, MA 02241-9540

DETACH HERE

2023 Form PV
Massachusetts Income Tax Payment Voucher


REV 03/05/24 PRO

Payment for period end date (mm/dd/yyyy)	Tax type	Voucher type	ID type	Vendor code
12/31/2023	053	01	005	1555
Name of taxpayer	Social Security number		Amount enclosed	
ABEER KATIYAL	189597682		\$ 1,603.00	
Name of taxpayer's spouse	Social Security number of taxpayer's spouse			
DEBOLINA GANGULY	123451557			
Street address	City/Town	State	Zip	
160 CAMBRIDGEPARK DR APT NO 431	CAMBRIDGE	MA	02140	
Phone	E-mail	Fill in if name/address changed since 2022		
206-693-0594	ABEERKATIYAL92@GMAIL.COM	<input type="checkbox"/>		

Pay online at mass.gov/masstaxconnect. Or, return this voucher with check or money order payable to: **Commonwealth of Massachusetts**.
Mail to: **Massachusetts Department of Revenue, PO Box 419540, Boston, MA 02241-9540.**



00100189597682 123123 0000000000 053 010051555 00001603002



2023 Form 1

MA23001011555
Massachusetts Resident Income Tax Return
FOR FULL YEAR RESIDENTS ONLY

For the year January 1–December 31, 2023 or other taxable

Year beginning Ending

ABEER KATIYAL
DEBOLINA GANGULY
160 CAMBRIDGEPARK DR

189597682
123451557
CAMBRIDGE MA 02140

431

Fill in if: Amended return Federal amendment Other jurisdiction change Amended return due to IRS BBA Partnership Audit Enter date of change

State Election Campaign Fund:

Fill in if veteran of Operations Enduring Freedom, Iraqi Freedom, Noble Eagle or Sinai Peninsula

Taxpayer deceased

Fill in if under age 18

Fill in if name change

a. Total federal income 310040
b. Federal adjusted gross income 310040

1. Filing status (select one only):

- Single
- Married filing jointly
- Married filing separate return NRA
- Head of household You are a custodial parent who has released claim to exemption for child(ren)

\$1 You	\$1 Spouse	TOTAL
You	Spouse	
You	Spouse	
You	Spouse	
You	Spouse	
Fill in if noncustodial parent		
Fill in if filing Schedule TDS		
Fill in if filing Schedule FCI		
Fill in if reporting crypto currency		

2. Exemptions


- a. Personal exemptions **2a** 8800
- b. Number of dependents. (Do not include yourself or your spouse.) Enter number **2b**
- c. Age 65 or over before 2024 You + Spouse = **2c**
- d. Blindness You + Spouse = **2d**
- e. Medical/dental **2e**
- f. Adoption **2f**
- g. Total exemptions. Add items 2a through 2f. Enter here and on line 18 **2g** 8800

SIGN HERE. Under penalties of perjury, I declare that to the best of my knowledge and belief this return and enclosures are true, correct and complete.

Your signature Date Spouse's signature Date

206-693-0594

PRIVACY ACT NOTICE AVAILABLE UPON REQUEST



2023 Form 1, pg. 2


MA23001021555

Massachusetts Resident Income Tax Return

189597682

3.	Wages, salaries, tips		3	268649
4.	Taxable pensions and annuities		4	
5.	Mass. bank interest: a.	3116 - b. exemption 200	= 5	2916
6a.	Business/profession income/loss		6a	
6b.	Farming income/loss		6b	
7.	Rental, royalty and REMIC, partnership, S corp., trust income/loss		7	
8a.	Unemployment		8a	
8b.	Mass. lottery winnings		8b	
9.	Other income from Schedule X, line 7		9	37795
10.	TOTAL 5.0% INCOME		10	309360
11a.	Amount paid to Soc. Sec. Medicare, R.R., U.S. or Mass. Retirement		11a	2000
11b.	Amount your spouse paid to Soc. Sec., Medicare, R.R., U.S. or Mass. Retirement		11b	2000
12.	Reserved for future use		12	
13.	Reserved for future use		13	
14.	Rental deduction. a.	31860	÷ 2 = 14	4000
15.	Other deductions from Schedule Y, line 19		15	
16.	Total deductions. Add lines 11 through 15		16	8000
17.	5.0% INCOME AFTER DEDUCTIONS. Subtract line 16 from line 10. Not less than "0"		17	301360
18.	Exemption amount		18	8800
19.	5.0% INCOME AFTER EXEMPTIONS. Subtract line 18 from line 17. Not less than "0"		19	292560
20.	INTEREST AND DIVIDEND INCOME		20	1480
21.	TOTAL TAXABLE 5.0% INCOME. Add lines 19 and 20		21	294040
22.	TAX ON 5.0% INCOME. Note: If choosing the optional 5.85% tax rate, fill in and multiply line 21 and the amount in Schedule D, line 21 by .0585		22	14702
23.	INCOME FROM SCHEDULE B. Not less than "0."			
	a.	x .085 = 23a		
	b.	x .12 = 23b		
	TOTAL TAX ON INCOME FROM SCHEDULE B. Add lines 23a and 23b		23	

BE SURE TO INCLUDE THIS PAGE WITH FORM 1, PAGE 1




2023 Form 1, pg. 3

MA23001031555
Massachusetts Resident Income Tax Return
189597682

24. TAX ON LONG-TERM CAPITAL GAINS. Not less than "0." Fill in if filing Schedule D-IS		24	
Fill in if any excess exemptions were used in calculating lines 20, 23 or 24			
25. Credit recapture amount (from Credit Recapture Schedule)		25	
26. Additional tax on installment sale		26	
27. If you qualify for No Tax Status, fill in and enter "0" on line 28			
28. TOTAL INCOME TAX.			
a. Income tax. Add lines 22 through 26	28a	14702	
b. 4% Surtax. (from Schedule 4% Surtax, line 7)	28b		
c. Total tax. Add lines 28a and 28b			28 14702
29. Limited Income Credit			29
30. Income tax due to another state or jurisdiction			30 28
31. Other credits from Credit Manager Schedule			31
32. INCOME TAX AFTER CREDITS. Subtract the total of lines 29 through 31 from line 28. Not less than "0"			32 14674
33. Voluntary Contributions			
a. Endangered Wildlife Conservation			33a
b. Organ Transplant Fund			33b
c. Massachusetts Public Health HIV and Hepatitis Fund			33c
d. Massachusetts U.S. Olympic Fund			33d
e. Massachusetts Military Family Relief Fund			33e
f. Homeless Animal Prevention and Care			33f
Total. Add lines 33a through 33f			33
34. Use tax due on Internet, mail order and other out-of-state purchases			34
35. Health care penalty a. You + b. Spouse			35
36. Amended return only. Overpayment from original return			36
37. INCOME TAX AFTER CREDITS PLUS CONTRIBUTIONS AND USE TAX. Add lines 32 through 36			37 14674
38. a. Massachusetts income tax withheld from Form(s) W-2	38a	13071	
b. Massachusetts income tax withheld from Form(s) 1099	38b		
c. Massachusetts income tax withheld from other forms	38c		
Total. Add lines 38a through 38c			38 13071

DO NOT MAIL



2023 Form 1, pg. 4

MA23001041555

Massachusetts Resident Income Tax Return

189597682

39.	2022 overpayment applied to your 2023 estimated tax	39	
40.	2023 Massachusetts estimated tax payments	40	
41.	Payments made with extension	41	
42.	Amended return only. Payments made with original return. Not less than "0"	42	
43.	Earned Income Credit. a. Number of qualifying children b. Amount from U.S. return x .40 = 43		
	Note: You cannot claim the Earned Income Credit if your filing status is married filing separately unless you qualify for an exception (see instructions). Fill in if you qualify for this exception		
44.	Senior Circuit Breaker Credit	44	
45.	Reserved for future use	45	
46.	Child and Family Tax Credit		
	a.	x \$310 = 46	
47.	Other Refundable Credits	47	
48.	Total Refundable Credits. Add lines 43 through 47	48	
49.	Excess Paid Family Leave Withholding	49	
50.	TOTAL. Add lines 38 through 42 and lines 48 and 49	50	13071
51.	Overpayment. Subtract line 37 from line 50	51	
52.	Amount of overpayment you want applied to your 2024 estimated tax	52	
53.	Refund. Subtract line 52 from line 51. Mail to: Massachusetts DOR, PO Box 7000, Boston, MA 02204	53	

Direct deposit of refund. Type of account checking savings

RTN # account #

54.	Tax due. Pay online at www.mass.gov/dor/payonline. Mail to: Mass. DOR, PO Box 7003, Boston, MA 02204	54	1603
	Interest Penalty M-2210 amt.		EX enclose Form M-2210

May the Department of Revenue discuss this return with the preparer shown here?

I do not want preparer to file my return electronically

Print paid preparer's name

SYAM PRIYA RAM SAGAR GUPTA

Paid preparer's signature

SYAM PRIYA RAM SAGAR GUPTA

(this may delay your refund)

Date Check if self-employed

04012024

Paid preparer's phone

678-965-9522


Paid preparer's

SSN/PTIN

P02082703

Paid preparer's EIN

BE SURE TO INCLUDE THIS PAGE WITH FORM 1, PAGE 1



2023 Schedule X

MA23SXX011555

ABEER


KATIYAL

189597682

Schedule X. Other Income

1. Alimony received	1	
2. Taxable IRA/Keogh and Roth IRA conversion distributions	2	36890
3. Other gambling winnings. Not less than "0." Certain gambling losses are deductible under Massachusetts law	3	
4. Fees and other 5.0% income. Not less than "0"	4	905
5. PFML taxable distributions	5	
6. Excess business loss adjustment	6	
7. Total other 5.0% income. Add lines 1 through 6. Not less than "0"	7	37795

DO NOT MAIL



2023 Schedule OJC

MA23655011555

Income Tax Paid to Other Jurisdictions

ABEER

KATIYAL

189597682

Two-letter

state or

jurisdiction

postal code

PA


Amount of income on
which you paid taxes

894

Total tax due before credits,
W-2 withholding and payments

28

DO NOT MAIL



2023 Schedule B

MA23010011555

ABEER

KATIYAL


189597682

Part 1. Interest and Dividend Income

1. Total interest income	1	3783
2. Total ordinary dividends	2	2813
3. Other interest and dividends not included above	3	
4. Total interest and dividends	4	6596
5. Total interest from Massachusetts banks	5	3116
6a. Other interest and dividends to be excluded	6a	
6b. Part-year/Nonresidents only	6b	
7. Subtotal	7	3480
8. Allowable deductions from your trade or business	8	
9. Subtotal	9	3480

Part 2. Short-Term Capital Gains/Losses and Long-Term Gains on Collectibles

10. Massachusetts short-term capital gains	10	257
11. Massachusetts long-term capital gains on collectibles and pre-1996 installment sales	11	
12. Massachusetts gain on the sale, exchange or involuntary conversion of property used in a trade or business and held for one year or less	12	
13a. Add lines 10 through 12	13a	257
13b. Part-year/Nonresidents only	13b	
13c. Subtract line 13b from line 13a. Not less than 0	13c	257
14. Allowable deductions from your trade or business	14	
15. Subtotal	15	257
16. Massachusetts short-term capital losses	16	
17. Massachusetts loss on the sale, exchange or involuntary conversion of property used in a trade or business and held for one year or less	17	
18. Prior short-term unused losses for years beginning after 1981	18	



2023 Schedule B, pg. 2


189597682 MA23010021555

19a.	Combine lines 15 through 18	19a	257
19b.	Part-year/Nonresidents only	19b	
19c.	Exclude line 19b losses from line 19a	19c	257
20.	Short-term losses applied against interest and dividends	20	
21.	Available short-term losses	21	
22.	Short-term losses applied against long-term gains	22	
23.	Short-term losses available for carryover in 2024	23	
24.	Short-term gains and long-term gains on collectibles	24	257
25.	Long-term losses applied against short-term gain	25	257
26.	Subtotal	26	
27.	Long-term gains deduction	27	
28.	Short-term gains after long-term gains deduction	28	

Part 3. Adjusted Gross Interest, Dividends, Short-Term Capital Gains and Long-Term Gains on Collectibles

29.	Enter the amount from line 9	29	3480
30.	Short-term losses applied against interest and dividends	30	
31.	Subtotal interest and dividends	31	3480
32.	Long-term losses applied against interest and dividends	32	2000
33.	Adjusted interest and dividends	33	1480
34.	Enter the amount from line 28	34	
35.	Adjusted gross interest, dividends and certain capital gains	35	1480
36.	Excess exemptions	36	
37.	Subtract line 36 from line 35	37	1480
38.	Interest and dividends taxable at 5.0%	38	1480
39.	Total taxable 8.5% and 12% capital gains	39	
40.	Available short-term losses for carryover in 2024	40	

DO NOT MAIL



2023 Schedule D

MA23012011555
Long-Term Capital Gains and Losses
Excluding Collectibles

ABEER


KATIYAL

189597682

Part 1. Long-Term Capital Gains and Losses, Excluding Collectibles

1. Enter amounts from U.S. Schedule D, lines 8a and 8b, col. h	1	-2704
2. Enter amounts from U.S. Schedule D, line 9, col. h	2	
3. Enter amounts from U.S. Schedule D, line 10, col. h	3	
4. Enter amounts from U.S. Schedule D, line 11, col. h	4	
5. Enter amounts from U.S. Schedule D, line 12, col. h	5	
6. Enter amounts from U.S. Schedule D, line 13, col. h	6	3
7. Massachusetts long-term capital gains and losses included in U.S. Form 4797, Part II	7	
8. Carryover losses from prior years	8	
9. Combine lines 1 through 8	9	-2701
10a. Massachusetts adjustments	10a	
10b. Part-year/Nonresidents only	10b	
10c. Combine lines 10a and 10b	10c	
11. Massachusetts capital gains and losses	11	-2701
12. Long-term gains on collectibles and pre-1996 installment sales	12	
13. Subtotal	13	-2701
14. Capital losses applied against capital gains	14	257
15. Subtotal	15	-2444
16. Long-term capital losses applied against interest and dividends	16	2000
17. Subtotal	17	-444
18. Allowable deductions from your trade or business	18	
19. Subtotal	19	
20. Excess exemptions	20	
21. Taxable long-term capital gains	21	
22. Tax on long-term capital gains	22	
23. Massachusetts available losses for carryover	23	-444

DO NOT MAIL



2023 Schedule INC

MA23INC011555

ABEER

KATIYAL

189597682

Form W-2 and 1099 Information

A. FEDERAL ID NUMBER	B. STATE TAX WITHHELD	C. STATE WAGES/INCOME	D. TAXPAYER SS WITHHELD	E. SPOUSE SS WITHHELD	F. SOURCE OF WITHHOLDING
943320693	10345	207398	13365		W2
042263040	2726	56346		4310	W2
043523567		4106			1099R
043523567		43390			1099R

TOTALS


13071

311240

13365

4310

DO NOT MAIL



2023 Schedule HC

MA23029011555

Schedule HC, Health Care Information, must be completed by all full-year residents and certain part-year residents (see instructions).

Note: Schedule HC must be enclosed with your Form 1 or Form 1-NR/PY. Failure to do so will delay the processing of your return.

ABEER

KATIYAL

189597682

1a. Date of birth 06181992 1b. Spouse's date of birth 09161993 1c. Family size 2

2. Federal adjusted gross income 2 310040

3. Indicate the time period that you were enrolled in a Minimum Creditable Coverage (MCC) health insurance plan(s). The Form MA 1099-HC from your insurer will indicate whether your insurance met MCC requirements. Note: MassHealth, Medicare, and health coverage for U.S. Military, including Veterans Administration and Tri-Care, meet the MCC requirements. If you did not receive a Form MA 1099-HC from your insurer, or you had insurance that did not meet MCC requirements, see the special section on MCC requirements in the instructions.

See instructions if, during 2023, you turned 18, you were a part-year resident or a taxpayer was deceased. If you filled in the full-year or part-year MCC oval, go to line 4. If you filled in No MCC/None, go to line 6.

3a You:	<input checked="" type="checkbox"/> Full-year MCC	<input type="checkbox"/> Part-year MCC	<input type="checkbox"/> No MCC/None
3a Spouse:	<input checked="" type="checkbox"/> Full-year MCC	<input type="checkbox"/> Part-year MCC	<input type="checkbox"/> No MCC/None

4. Indicate the health insurance plan(s) that met the Minimum Creditable Coverage (MCC) requirements in which you were enrolled in 2023, as shown on Form MA 1099-HC (check all that apply). If you did not receive this form, fill in line(s) 4f and/or 4g and see instructions. Fill in if you were enrolled in private insurance and MassHealth or Commonwealth Care and enter your private insurance information in line(s) 4f and/or 4g and go to line 5.


4a. Private insurance, including ConnectorCare (completes line(s) 4f and/or 4g below)	<input type="checkbox"/> You	<input type="checkbox"/> Spouse
4b. MassHealth. Fill in and go to line 5	<input checked="" type="checkbox"/> You	<input checked="" type="checkbox"/> Spouse
4c. Medicare (including a replacement or supplemental plan). Fill in and go to line 5	<input type="checkbox"/> You	<input type="checkbox"/> Spouse
4d. U.S. Military (including Veterans Administration and Tri-Care). Fill in and go to line 5	<input type="checkbox"/> You	<input type="checkbox"/> Spouse
4e. Other program (enter the program name(s) only in lines 4f and/or 4g below). Note: Health Safety Net is not considered insurance or minimum creditable coverage.	<input type="checkbox"/> You	<input type="checkbox"/> Spouse

4f. Your Health Insurance. Complete if you answered line(s) 4a or 4e and go to line 5.

4g. Spouse Health Insurance. Complete if you answered line(s) 4a or 4e and go to line 5.

5. If you had health insurance that met MCC requirements for the full-year, including private insurance, MassHealth, Commonwealth Care or ConnectorCare, you are not subject to a penalty. Skip the remainder of this schedule and continue completing your tax return. Other wise, go to line 6.

If you had Medicare (including a replacement or supplemental plan), U.S. Military (including Veterans Administration and Tri-Care), or other government insurance at any point during 2023, you are not subject to a penalty. Skip the remainder of this schedule and continue completing your tax return. Otherwise, go to line 6.



2023 Schedule HC, pg. 2

189597682 MA23029021555

You might be eligible for low- or no-cost health insurance coverage.

If you (and/or your spouse, if married filing jointly) do not have health insurance coverage, you might be eligible for health insurance coverage programs made available by the Commonwealth of Massachusetts. By filling in the oval below, you authorize DOR to share information from your tax return and attached schedules with the Health Connector. If you are married filing jointly, both spouses must check the box for the Health Connector to receive all of your information. The Health Connector will assess your eligibility for those coverage options, including low- or no-cost coverage, and contact you with information. See instructions.

You: I authorize DOR to share this tax return including attached schedules with the Massachusetts Health Connector for the purpose of assessing my eligibility for insurance affordability programs and contacting me with information about the same.

Spouse: I authorize DOR to share this tax return including attached schedules with the Massachusetts Health Connector for the purpose of assessing my eligibility for insurance affordability programs and contacting me with information about the same.

Your Health Insurance

6. Was your income in 2023 at or below 150% of the federal poverty level? 6 Yes No

If you answer Yes, you are not subject to a penalty in 2023. Skip the remainder of this schedule and complete your tax return. If you answer No and you were enrolled in a health insurance plan that met the MCC requirements for part, but not all, of 2023, go to line 7. If you answer No and you had no insurance or you were enrolled in a plan that did not meet the MCC requirements during the period that the mandate applied, go to line 8a.

7. Complete this section **only** if you, and/or your spouse if married filing jointly, were enrolled in a health insurance plan(s) that met the Minimum Creditable Coverage (MCC) requirements for part, but not all of 2023. Fill in below the months that met the MCC requirements, as shown on Form MA 1099-HC. If you did not receive this form, fill in the months you were covered by a plan that met the MCC requirements at least **15 days or more**. If, during 2023, you **turned 18**, you were a **part-year resident** or a taxpayer was **deceased**, fill in the oval(s) below for the month(s) that met the MCC requirements during the period that the mandate applied. See instructions.

You may only fill in the month(s) you had health insurance that met MCC requirements. If you had health insurance, but it did not meet MCC requirements, you must skip this section and go to line 8a.

Months Covered By Health Insurance

You:	Jan.	Feb.	March	April	May	June	July	Aug.	Sept.	Oct.	Nov.	Dec.
Spouse:	Jan.	Feb.	March	April	May	June	July	Aug.	Sept.	Oct.	Nov.	Dec.

If you had four or more consecutive months either with no insurance or insurance that did not meet the MCC requirements (four or more blank months in a row), go to line 8a. Otherwise, a penalty does not apply to you in 2023. Skip the remainder of this schedule and complete your tax return.

Religious Exemption and Certificate of Exemption

8a. **Religious exemption:** Are you claiming an exemption from the requirement to purchase health insurance based on your sincerely held religious beliefs that cause you to object to substantially all forms of treatment covered by health insurance? 8a You Yes No
Spouse Yes No


If you answer Yes, go to line 8b. If you answer No, go to line 9.

8b. If you are claiming a religious exemption in line 8a, did you receive medical health care during the 2023 tax year? 8b You Yes No
Spouse Yes No

If you answer No to line 8b, skip the remainder of this schedule and continue completing your tax return. If you answer Yes to line 8b, go to line 9.

9. **Certificate of exemption:** Have you obtained a Certificate of Exemption issued by the Massachusetts Health Connector for the 2023 tax year? 9 You Yes No
Spouse Yes No

If you answer Yes, enter the certificate number, skip the remainder of this schedule and continue completing your tax return. If you answer No to line 9, go to line 10.



2023 Schedule HC, pg. 3

MA23029031555

ABEER

KATIYAL

189597682

Affordability as Determined By State Guidelines

Note: This section will require the use of worksheets and tables found in the instructions. You must complete the worksheet(s) to determine if health insurance was affordable to you during the 2023 tax year.

- | | | | | |
|--|-----------|--------|-----|----|
| 10. Did your employer offer affordable health insurance that met minimum creditable coverage requirements as determined by completing the Schedule HC Worksheet for Line 10 in the instructions? | 10 | You | Yes | No |
| | | Spouse | Yes | No |

Fill in No if your employer did not offer health insurance that met minimum creditable coverage requirements, you were not eligible for health insurance offered by your employer, you were self-employed or you were unemployed.

- | | | | | |
|---|-----------|--------|-----|----|
| 11. Were you eligible for government-subsidized health insurance as determined by completing the Schedule HC Worksheet for Line 11 in the instructions? | 11 | You | Yes | No |
| | | Spouse | Yes | No |

If you answer No, go to line 12. If you answer Yes, go to the Health Care Penalty Worksheet in the instructions to calculate your penalty amount.

- | | | | | |
|--|-----------|--------|-----|----|
| 12. Were you able to purchase affordable private health insurance that met minimum creditable coverage requirements as determined by completing the Schedule HC Worksheet for Line 12 in the instructions? | 12 | You | Yes | No |
| | | Spouse | Yes | No |

If you answer No, you are not subject to a penalty. Continue completing your tax return. If you answer Yes, go to the Health Care Penalty Worksheet in the instructions to calculate your penalty amount.

Complete Only If You Are Filing An Appeal

You must complete the Health Care Penalty Worksheet to determine your penalty amount before completing this section.

You may have grounds to appeal if you were unable to obtain affordable insurance that meets the minimum creditable coverage requirements in 2023 due to a hardship or other circumstances. The grounds for appeal are explained in more detail in the instructions. If you believe you have grounds for appealing the penalty, fill in the field(s) below. The appeal will be heard by the Massachusetts Health Connector. By filling in the field below, you (or your spouse if married filing jointly) are authorizing DOR to share information from your tax return, including this schedule, with the Massachusetts Health Connector for purposes of deciding your appeal.

You will receive a follow-up letter asking you to state your grounds for appeal in writing, and submit supporting documentation. Failure to respond to that letter within the time specified in the letter will lead to dismissal of your appeal and will result in a future assessment of a penalty. Once your documentation is received, it will be reviewed by the Massachusetts Health Connector and you may be required to attend a hearing on your case. You will be required to file your claims under the pains and penalties of perjury.

Note: If you are filing an appeal, make sure you have calculated the penalty amount that you are appealing, but do not assess yourself or enter a penalty amount on your Form 1 or Form 1-NR/PY. Also, do not include any hardship documentation with your original return. You will be required to submit substantiating hardship documentation at a later date during the appeal process.

You: I wish to appeal the penalty. I authorize DOR to share this tax return including this schedule with the Massachusetts Health Connector for purposes of deciding this appeal.

Spouse: I wish to appeal the penalty. I authorize DOR to share this tax return including this schedule with the Massachusetts Health Connector for purposes of deciding this appeal.