


2023 NJ-1040
New Jersey Resident Income Tax Return

For Privacy Act Notification, See Instructions

1555

NJ-1040
2023
Page 1



040MP01230

Your Social Security Number (required)
804587025

Last Name, First Name, Initial (Joint Filers enter first name and middle initial of each. Enter spouse's/CU partner's last name ONLY if different.)
DESU GURU K & LAKSHMI H

Spouse's/CU Partner's SSN (if filing jointly)
333431413

County/Municipality Code (See Table page 50)
1114

Home Address (Number and Street, including apartment number)
465 MEADOW RD APT 8106

City, Town, Post Office
PRINCETON

State ZIP Code
NJ 08540

Driver's License Number (Voluntary) (See instructions)

Federal extension filed.

The address above is a foreign address.

Your address has changed.

Death certificate is enclosed.

Do not want a paper form next year.

I authorize the Division of Taxation to discuss my return and enclosures with my preparer.

NJ-1040-O is enclosed.


Gubernatorial Elections Fund Note: This does not reduce your refund or increase your balance due.

Do you want to designate \$1 to the Gubernatorial Elections Fund?	You	Yes	No
If joint return, does your spouse want to designate \$1?	Spouse/CU Partner	Yes	No

Direct Deposit Information

dd1. Direct deposit indicator (1 for direct deposit, 4 for no direct deposit)	dd1.	1	
dd2. Account type (C for checking, S for savings)	dd2.	C	
dd3. Fill in the checkbox if the direct deposit is going to an account outside the United States	dd3.		
dd4. Routing number	dd4.		031201360
dd5. Account number	dd5.		4398175872





040MP02230

Name(s) as shown on Form NJ-1040
DESU GURU K & LAKSHMI H

Your Social Security Number
804587025

1555

Part-year residents, provide months/days you were a New Jersey resident during 2023:

From: To:

Fiscal year filers only:

Enter month of your year end 2 0 2 4

Filing Status

Fill in only one.

- 1. Single
- 2. Married/CU Couple, filing joint return
- 3. Married/CU Partner, filing separate return
- 4. Head of Household Enter spouse's/CU partner's SSN
- 5. Qualifying Widow(er)/Surviving CU Partner
Indicate the year of your spouse's/CU partner's death: 2021 2022


Exemptions

Fill in the ovals that apply. You must enter a total in the boxes to the right and complete the calculation.

- | | | | | | | | | |
|--|-------------------------------------|------|-------------------------------------|-------------------|------------------|---|-------------|---------------|
| 6. Regular | <input checked="" type="checkbox"/> | Self | <input checked="" type="checkbox"/> | Spouse/CU Partner | Domestic Partner | 2 | x \$1,000 = | <u>2000</u> |
| 7. Senior 65+ (Born in 1958 or earlier) | | Self | | Spouse/CU Partner | | | x \$1,000 = | _____ |
| 8. Blind/Disabled | | Self | | Spouse/CU Partner | | | x \$1,000 = | _____ |
| 9. Veteran | | Self | | Spouse/CU Partner | | | x \$6,000 = | _____ |
| 10. Qualified Dependent Children | | | | | | 2 | x \$1,500 = | <u>3000</u> |
| 11. Other Dependents | | | | | | | x \$1,500 = | _____ |
| 12. Dependents Attending Colleges (See instructions) | | | | | | | x \$1,000 = | _____ |
| 13. Total Exemption Amount (Add totals from the lines at 6 through 12) | | | | | | | 13. | <u>5000</u> . |

14. Dependent Information. Provide the following information for each dependent.

	Last Name, First Name, Middle Initial	Social Security Number	Birth Year	No Health Insurance
a.	<u>DESU, RIDHI</u>	<u>957956351</u>	<u>2014</u>	
b.	<u>DESU, SAANVIKA</u>	<u>599439699</u>	<u>2020</u>	
c.	_____	_____	_____	
d.	_____	_____	_____	



040MP03230

Name(s) as shown on Form NJ-1040
DESU GURU K & LAKSHMI H

Your Social Security Number
804587025

1555

15. Wages, salaries, tips, and other employee compensation (State wages from Box 16 of enclosed W-2(s)) (See instructions)	15.	187008 .	
16a. Taxable interest income (Enclose federal Schedule B if over \$1,500) (See instructions)	16a.	.	
16b. Tax-exempt interest income (Enclose Schedule) (See instructions) Do not include on line 16a	16b.	.	
17. Dividends	17.	.	
18. Net profits from business (Schedule NJ-BUS-1, Part I, line 4) (Enclose federal Schedule C)	18.	.	
19. Net gains or income from disposition of property (Schedule NJ-DOP, line 4)	19.	.	
20a. Taxable pensions, annuities, and IRA distributions/withdrawals (See instructions)	20a.	.	
20b. Excludable pension, annuity, and IRA distributions/withdrawals	20b.	.	
21. Distributive Share of Partnership Income (Schedule NJ-BUS-1, Part II, line 4) (Enclose Schedule NJK-1 or federal Schedule K-1)	21.	20 .	
22. Net pro rata share of S Corporation Income (Schedule NJ-BUS-1, Part III, line 4) (Enclose Schedule NJ-K-1 or federal Schedule K-1)	22.	.	
23. Net gains or income from rents, royalties, patents, and copyrights (Schedule NJ-BUS-1, Part IV, line 4)	23.	.	
24. Net gambling winnings (See instructions)	24.	.	
25. Alimony and separate maintenance payments received	25.	.	
26. Other (Enclose documents) (See instructions)	26.	.	
27. Total Income (Add lines 15, 16a, 17 through 20a, and 21 through 26)	27.	187028 .	
28a. Pension/Retirement Exclusion (See instructions)	28a.	.	
28b. Other Retirement Income Exclusion (See Worksheet D and instructions pages 19-20)	28b.	.	
28c. Total Exclusion Amount (Add lines 28a and 28b)	28c.	.	
29. New Jersey Gross Income (Subtract line 28c from line 27) (See instructions)	29.	187028 .	
30. Exemption Amount (Enter amount from line 13. Part-year residents see instr.)	30.	5000 .	
31. Medical Expenses (See Worksheet F and instructions)	31.	5555 .	
32. Alimony and separate maintenance payments (See instructions)	32.	.	
33. Qualified Conservation Contribution	33.	.	
34. Health Enterprise Zone Deduction	34.	.	
35. Alternative Business Calculation Adjustment (Schedule NJ-BUS-2, line 11)	35.	10 .	
36. Organ/Bone Marrow Donation Deduction (See instructions)	36.	.	
37a. NJBEST Deduction	37a.	.	
37b. NJCLASS Deduction	37b.	.	
37c. NJ Higher Ed. Tuition Deduction	37c.	.	
38. Total Exemptions and Deductions (Add lines 30 through 37c)	38.	10565 .	
39. Taxable Income (Subtract line 38 from line 29)	39.	176463 .	
40a. Total Property Taxes (18% of Rent) Paid (See instructions page 25)	40a.	5506 .	
40b. Indicate your residency status during 2023 (fill in only one)			
	Homeowner	Tenant	Both
41. Property Tax Deduction (From Worksheet H) (See instructions)	41.	5506 .	
42. New Jersey Taxable Income (Subtract line 41 from line 39)	42.	170957 .	
43. Tax on amount on line 42 (Tax Table page 52)	43.	6847 .	
44. Credit For Income Taxes Paid to Other Jurisdictions (Enclose Schedule NJ-COJ) (See instructions)	44.	.	
Enter Code			
45. Balance of Tax (Subtract line 44 from line 43)	45.	6847 .	
46. Sheltered Workshop Tax Credit	46.	.	
47. Gold Star Family Counseling Credit (See instructions)	47.	.	
48. Credit for Employer of Organ/Bone Marrow Donor (See instructions)	48.	.	
49. Total Credits (Add lines 46 through 48)	49.	.	
50. Balance of Tax After Credits (Subtract line 49 from line 45) If zero or less, make no entry	50.	6847 .	
51. Use Tax Due on Internet, Mail-Order, or Other Out-of-State Purchases (See instructions) If no Use Tax, enter 0	51.	0 .	
52. Interest on Underpayment of Estimated Tax	52.	.	
Fill in if Form NJ-2210 is enclosed			
53a. Fill in if anyone in your tax household does not currently have health insurance. (Enclose NJ-EZ Enroll form) (See instructions)	53a.	.	



Name(s) as shown on Form NJ-1040
DESU GURU K & LAKSHMI H

Your Social Security Number
804587025

1555

53b. If you indicated at line 53a that someone in your tax household does not have health insurance, fill in to allow Get Covered New Jersey to assist with obtaining coverage (See instructions)	53b.	
53c. Shared Responsibility Payment (See instructions) REQUIRED Enclose Schedule NJ-HCC and fill in X	53c.	0 .
54. Total Tax Due (Add lines 50 through 53c)	54.	6847 .
55. Total NJ Income Tax Withheld (Enclose Forms W-2 and 1099) (Part-year residents, see instructions)	55.	7123 .
56. Property Tax Credit (See instructions page 24)	56.	. .
57. New Jersey Estimated Tax Payments/Credit from 2022 tax return	57.	. .
58. New Jersey Earned Income Tax Credit (See instructions) Fill in if you had the IRS calculate your federal earned income credit Fill in if you are a CU couple claiming the NJ Earned Income Tax Credit	58.	. .
59. Excess New Jersey UI/WF/SWF Withheld (Enclose Form NJ-2450) (See instructions)	59.	320 .
60. Excess New Jersey Disability Insurance Withheld (Enclose Form NJ-2450) (See instructions)	60.	. .
61. Excess New Jersey Family Leave Insurance Withheld (Enclose Form NJ-2450) (See instructions)	61.	. .
62. Wounded Warrior Caregivers Credit (See instructions)	62.	. .
63. Pass-Through Business Alternative Income Tax Credit (See instructions)	63.	. .
64. Child and Dependent Care Credit (See instructions) Fill in if you are a CU couple claiming the Child and Dependent Care Credit	64.	0 .
65. New Jersey Child Tax Credit (See instructions) Number of dependents age 5 or younger on 12/31/2023	65.	. .
66. Total Withholdings, Credits, and Payments (Add lines 55 through 65)	66.	7443 .
67. If line 66 is less than line 54, you have tax due. Subtract line 66 from line 54 and enter the amount you owe If you owe tax, you can still make a donation on lines 70 through 77.	67.	. .
68. If the total on line 66 is more than line 54, you have an overpayment. Subtract line 54 from line 66 and enter the overpayment	68.	596 .
69. Amount from line 68 you want to credit to your 2024 tax	69.	. .
70. Contribution to N.J. Endangered Wildlife Fund	70.	. .
71. Contribution to N.J. Children's Trust Fund to Prevent Child Abuse	71.	. .
72. Contribution to N.J. Vietnam Veterans' Memorial Fund	72.	. .
73. Contribution to N.J. Breast Cancer Research Fund	73.	. .
74. Contribution to U.S.S. New Jersey Educational Museum Fund	74.	. .
75. Other Designated Contribution (See instructions) Enter Code	75.	. .
76. Other Designated Contribution (See instructions) Enter Code	76.	. .
77. Other Designated Contribution (See instructions) Enter Code	77.	. .
78. Total Adjustments to Tax Due/Overpayment amount (Add lines 69 through 77)	78.	. .
79. Balance due (If line 67 is more than zero, add line 67 and line 78)	79.	. .
80. Refund amount (If line 68 is more than zero, subtract line 78 from line 68)	80.	596 .

Under penalties of perjury, I declare that I have examined this Income Tax return, including accompanying schedules and statements, and to the best of my knowledge and belief, it is true, correct, and complete. If prepared by a person other than the taxpayer, this declaration is based on all information of which the preparer has any knowledge.

_____ Your Signature	_____ Date	_____ Spouse's/CU Partner's Signature (required if filing jointly)	_____ Date
Paid Preparer's Signature		Federal Identification Number	
SYAM PRIYA RAM SAGAR GUPTA		P02082703	
Firm's Name		Firm's Federal Employer Identification Number	
GLOBAL TAXES LLC			

Tax Due Address
Enclose payment along with the NJ-1040-V payment voucher and tax return. Use the labels provided with the envelope and mail to:
State of New Jersey
Division of Taxation
Revenue Processing Center - Payments
PO Box 111
Trenton, NJ 08645-0111
Include Social Security number and make check or money order payable to:
State of New Jersey - TGI
You can also make a payment on our website:
nj.gov/taxation

Refund or No Tax Due Address
Use the labels provided with the envelope and mail to:
New Jersey Division of Taxation
Revenue Processing Center - Refunds
PO Box 555
Trenton, NJ 08647-0555

Name(s) as shown on Form NJ-1040 DESU GURU K & LAKSHMI H	Social Security Number 804-58-7025
---	---------------------------------------

Schedule NJ-BUS-1
(Form NJ-1040)

New Jersey Gross Income Tax
Business Income Summary Schedule

2023

Part I Net Profits From Business List the net profit (loss) from business(es). See Instructions.

	Business Name	Social Security Number/ Federal EIN	Profit or (Loss)
1.	SOFTWARE SERVICES	804587025	-41,721.
2.			
3.			
4.	Net Profit or (Loss). (Add lines 1, 2, and 3.) (Enter here and on line 18, NJ-1040. If loss, make no entry on line 18.)		4. -41,721.

Part II Distributive Share of Partnership Income List the distributive share of income (loss) from partnership(s). See instructions.

	Partnership Name	Federal EIN	Share of Partnership Income or (Loss)	Share of Pass-Through Business Alternative Income Tax
1.	FIVE STARS ALLIANCE LLC	813288417	20.	
2.				
3.				
4.	Distributive Share of Partnership Income or (Loss). (Add lines 1, 2, and 3.) (Enter here and on line 21, NJ-1040. If loss, make no entry on line 21.)		4. 20.	
5.	Total Share of Pass-Through Business Alternative Income Tax (Add lines 1, 2, and 3.) (Enter here and include on line 63, NJ-1040.)		5.	

Part III Net Pro Rata Share of S Corporation Income List the pro rata share of income (usable loss) from S corporation(s). See instructions.

	S Corporation Name	Federal EIN	Pro Rata Share of S Corporation Income or (Usable Loss)	Share of Pass-Through Business Alternative Income Tax
1.				
2.				
3.				
4.	Net Pro Rata Share of S Corporation Income or (Usable Loss). (Add lines 1, 2, and 3.) (Enter here and on line 22, NJ-1040. If loss, make no entry on line 22.)		4.	
5.	Total Share of Pass-Through Business Alternative Income Tax (Add lines 1, 2, and 3.) (Enter here and include on line 63, NJ-1040.)		5.	

Part IV Net Gains or Income From Rents, Royalties, Patents, and Copyrights List the net gains or net income, less net loss, derived from or in the form of rents, royalties, patents, and copyrights. See instructions.
Type of Property:
1 – Rental real estate 2 – Royalties 3 – Patents 4 – Copyrights

	Source of Income or Loss. If rental real estate, enter physical address of property.	Social Security Number/ Federal EIN	Type – Enter number from list above	Income or (Loss)
1.				
2.				
3.				
4.	Net Income or (Loss). (Add lines 1, 2, and 3.) (Enter here and on line 23, NJ-1040. If loss, make no entry on line 23.)			4.

Keep a copy of this schedule for your records

Schedule NJ-BUS-2 New Jersey Gross Income Tax **2023**
(Form NJ-1040) Alternative Business Calculation Adjustment

Part I Income (Loss)		Column A		Column B	
		Reportable Regular Business Income		Alternative Business Income (Loss)	
1.	Net Profits From Business	1a.	0.	1b.	-41,721.
2.	Distributive Share of Partnership Income	2a.	20.	2b.	20.
3.	Net Pro Rata Share of S Corporation Income	3a.	0.	3b.	0.
4.	Net Gain or Income From Rents, Royalties, Patents, and Copyrights	4a.	0.	4b.	0.
5.	Loss Carryforward From Tax Year 2022			5b.	()
6.	Totals	6a.	20.	6b.	-41,701.
Part II Adjustment Calculation					
7.	Total Regular Business Income	7.	20.		
8.	Total Alternative Business Income/(Loss) (If loss, enter zero)	8.	0.		
9.	Business Increment (Subtract line 8 from line 7)	9.	20.		
10.	Adjustment Percentage	10.	0.50		
11.	Alternative Business Calculation Adjustment (Line 9 x 0.50)	11.	10.		
Part III Loss Carryforward to Tax Year 2024					
12.	Loss Carryforward to Tax Year 2024	12.	(41,701.)		

Instructions

- Line 1a. Enter the amount from line 18, Form NJ-1040.
- Line 1b. Enter the amount from Part I, line 4, Schedule NJ-BUS-1 (Form NJ-1040).
- Line 2a. Enter the amount from line 21, Form NJ-1040.
- Line 2b. Enter the amount from Part II, line 4, Schedule NJ-BUS-1 (Form NJ-1040).
- Line 3a. Enter the amount from line 22, Form NJ-1040.
- Line 3b. Enter the amount from Part III, line 4, Schedule NJ-BUS-1 (Form NJ-1040).
- Line 4a. Enter the amount from line 23, Form NJ-1040.
- Line 4b. Enter the amount from Part IV, line 4, Schedule NJ-BUS-1 (Form NJ-1040).
- Line 5b. Enter the amount from line 12 of your 2022 Schedule NJ-BUS-2 (Form NJ-1040).
- Line 6a. Enter the total of lines 1a through 4a.
- Line 6b. Enter the total of lines 1b through 5b, netting gains with losses.
- Line 7. Enter the amount from line 6a of this schedule.
- Line 8. Enter the amount from line 6b of this schedule. If loss, enter zero here.
- Line 9. Subtract line 8 from line 7. If the result is zero, enter zero on line 11 and continue with line 12.
- Line 10. The adjustment percentage for Tax Year 2023 is 50% (0.50).
- Line 11. Multiply the amount on line 9 by 50% (0.50). Enter here and on line 35 of Form NJ-1040.
- Line 12. If the amount on line 6b is a loss, enter the amount of the loss on this line. Otherwise, enter zero.

Name(s) as shown on Form NJ-1040

Social Security Number

Form NJ-2450**Employee's Claim for Credit For Excess UI/WF/SWF,
Disability Insurance, and/or Family Leave
Insurance Contributions for Calendar Year 2023****2023**

To claim this credit, you must complete the items below using the information from your W-2 forms. Enclose this form and the W-2s with your New Jersey State Income Tax return. Any items not substantiated by a W-2 or any information that is incomplete will cause the claim to be rejected. The amount withheld for unemployment insurance/workforce development partnership fund/supplemental workforce fund, disability insurance, and family leave insurance must be reported separately on all W-2 statements.

Note on Joint NJ-1040 return: Each spouse/CU partner must file a separate Form NJ-2450 when claiming a refund for excess contributions.

Claimant Name: DESU LAKSHMI H Claimant SSN: 333-43-1413

Address: 465 MEADOW RD APT 8106

City: PRINCETON State: NJ ZIP Code: 08540

Take All Information From Your W-2 Forms. If the amount deducted by any one employer exceeds the maximum for either UI/WF/SWF, disability insurance, or family leave insurance, enter the maximum in the appropriate column(s) and contact that employer for a refund of the balance of the deduction.		Column A UI/WF/SWF Deducted	Column B Disability Insurance Deducted	Column C Family Leave Insurance Deducted
1A.	Employer's Name <u>FORTREA INC</u> Fed. Emp. I.D.# <u>22-3265977</u> Private Plan#: _____ Wages: <u>34,138.</u>	145.00		20.00
B	Employer's Name <u>JUDGE TECHNICAL SERVICES INC</u> Fed. Emp. I.D.# <u>23-2872921</u> Private Plan#: _____ Wages: <u>50,844.</u>	174.68		31.00
C.	Employer's Name <u>UNICON PHARMA INC</u> Fed. Emp. I.D.# <u>46-2554626</u> Private Plan#: _____ Wages: <u>50,026.</u>	174.68		30.00
D.	Employer's Name _____ Fed. Emp. I.D.# _____ Private Plan#: _____ Wages: _____			
E.	Employer's Name _____ Fed. Emp. I.D.# _____ Private Plan#: _____ Wages: _____			
F.	*If additional space is required, enclose a rider and enter the total on this line.			
2.	Total Deducted. Add lines 1A through 1F. Enter here.	494.36		81.00
3.	Correct UI/WF/SWF, Disability Insurance, and/or Family Leave Deductions.	174.68		94.08
4.	Subtract line 3 column A from line 2 column A. Enter on line 59 of the NJ-1040.	320.		
5.	Subtract line 3 column B from line 2 column B. There were no employee disability insurance contributions required for 2023. If an employer withheld contributions, contact that employer for a refund. (See instructions).			
6.	Subtract line 3 column C from line 2 column C. Enter on line 61 of the NJ-1040.			

I hereby apply for a credit for worker contributions deducted in excess of \$174.68 for NJ UI/WF/SWF and/or in excess of \$94.08 for NJ Family Leave Insurance deductions by reason of having received wages from two or more employers during the above calendar year and hereby submit the following statement of wages and deductions.

Claimant's Signature: _____ Date: _____

REQUIRED

If your income on line 29 is above the filing threshold, you **must** submit this schedule with your return.

Name(s) as shown on Form NJ-1040 DESU GURU K & LAKSHMI H	Social Security Number 804-58-7025
---	---------------------------------------

Schedule NJ-HCC

Health Care Coverage

2023

If your income on line 29 is at or below the filing threshold (see instructions), do not complete this schedule.

Part I

Did you and, if applicable, all members of your tax household, have minimum essential health coverage for every month in 2023? (See instructions for line 53c, NJ-1040.) Part-year residents include only months as a New Jersey resident.

- Yes. You do not owe a shared responsibility payment. Fill in the oval at line 53c, NJ-1040, and enclose this schedule with your return.
- No. Continue to Part II.

If you or any member of your tax household does not **currently** have minimum essential health coverage, also complete the NJ-EZ Enroll form. (See instructions for lines 53a and 53b, NJ-1040.)

Part II

Enter the name and Social Security number for each member of your tax household. Check the box for every month each person had minimum essential health coverage or qualified for an exemption (part-year residents include only months as a New Jersey resident). If an individual qualified for an exemption, enter the exemption number. (See instructions for line 53c, NJ-1040.) If an individual has more than one exemption number, check the box. If you need more space, enclose a statement listing any additional individuals.

		Jan	Feb	Mar	Apr	May	Jun	Jul	Aug	Sep	Oct	Nov	Dec
Name	Social Security Number												
Exemption number:	<input type="text"/>	Check box if this individual has more than one exemption number <input type="checkbox"/>											

		Jan	Feb	Mar	Apr	May	Jun	Jul	Aug	Sep	Oct	Nov	Dec
Name	Social Security Number												
Exemption number:	<input type="text"/>	Check box if this individual has more than one exemption number <input type="checkbox"/>											

		Jan	Feb	Mar	Apr	May	Jun	Jul	Aug	Sep	Oct	Nov	Dec
Name	Social Security Number												
Exemption number:	<input type="text"/>	Check box if this individual has more than one exemption number <input type="checkbox"/>											

		Jan	Feb	Mar	Apr	May	Jun	Jul	Aug	Sep	Oct	Nov	Dec
Name	Social Security Number												
Exemption number:	<input type="text"/>	Check box if this individual has more than one exemption number <input type="checkbox"/>											

		Jan	Feb	Mar	Apr	May	Jun	Jul	Aug	Sep	Oct	Nov	Dec
Name	Social Security Number												
Exemption number:	<input type="text"/>	Check box if this individual has more than one exemption number <input type="checkbox"/>											