

Gain / Loss report

Dinesh Varma Penumetcha | 9c4c4867-20b9-5a7f-8aca-f0fbc84b3336 | dinesh_varma4@hotmail.com

About report

This report includes all taxable activity on Coinbase with realized gains or losses. For US customers, Sells and Converts are taxable events that realize gains. This report does not include taxable events like Staking or Coinbase Earn that result in income. Note that this report is provided for informational purposes only, and you are responsible for confirming the accuracy and completeness of the information set forth in the report. For final tax obligations, please consult your tax advisor.

Summary

Cost Basis Method: **HIFO**

Data source	Long-term	Short-term	Total Gain/Loss
Coinbase	None	-\$2,917.19	-\$2,917.19
! Not Available	! \$0.00	! -\$705.68	! -\$705.68
Total	\$0.00	-\$3,622.88	-\$3,622.88

Report legend

Short-term

The tax you pay on capital gains or losses depends on how long you hold the asset. If you hold an asset for 1 year or less, you pay the short term capital gains tax rate.

Long-term

The tax you pay on capital gains or losses depends on how long you hold the asset. If you hold an asset for 1 year and 1 day, or longer, you pay the long term capital gains tax rate.

Proceeds


The amount of money you received when you sold your cryptocurrency. If you received USD in exchange for your cryptocurrency then the cash you received is your proceeds. If you exchanged one cryptocurrency for another it will be the dollar value of the crypto you received.

Cost-basis method

You can change your cost-basis method by accessing the Settings page. For futures, the cost-basis method is fixed to FIFO (First in, first out). The method currently displayed is based on your account's default setting.

Some data not available

Why?

When you transfer crypto to Coinbase and you acquired it elsewhere, Coinbase does not have a record of the asset's original cost basis and/or date acquired. For these transactions, we indicate that these data points are not available with  .


How to treat these transactions

We estimate your gains/losses for these transactions by assuming \$0 cost basis and treating your date received as date acquired. Before filing your taxes, work with your tax professional or follow our guide to prepare these data points to accurately report your gains or losses.

Section 1


Data source: Coinbase

These are taxable transactions incurring realized gains or losses where Coinbase all relevant data points.

Date Sold	Event	Amount	Proceeds	Cost Basis	Long Term	Short Term	Total Gain/Loss
05/16/2023	 Sold LDO	200	\$439.15	\$523.08	None	-\$83.93	-\$83.93

Date Acquired (Tax Lots)


04/06/2023	200 LDO	\$439.15	\$523.08	None	-\$83.93
------------	---------	----------	----------	------	----------

Date Sold	Event	Amount	Proceeds	Cost Basis	Long Term	Short Term	Total Gain/Loss
05/16/2023	 Sold LDO	113.12	\$248.50	\$295.86	None	-\$47.36	-\$47.36

Date Acquired (Tax Lots)


04/06/2023	59.67 LDO	\$131.08	\$156.06	None	-\$24.98
------------	-----------	----------	----------	------	----------

04/06/2023	53.45 LDO	\$117.42	\$139.79	None	-\$22.38
------------	-----------	----------	----------	------	----------

Date Sold	Event	Amount	Proceeds	Cost Basis	Long Term	Short Term	Total Gain/Loss
05/16/2023	 Sold LDO	577.74	\$1,269.14	\$1,511.03	None	-\$241.89	-\$241.89


Date Acquired (Tax Lots)

04/06/2023	546.55 LDO	\$1,200.63	\$1,429.46	None	-\$228.83
04/06/2023	31.19 LDO	\$68.52	\$81.57	None	-\$13.06


Date Sold	Event	Amount	Proceeds	Cost Basis	Long Term	Short Term	Total Gain/Loss
05/16/2023	 Sold LDO	1627.5	\$3,580.77	\$4,256.60	None	-\$675.83	-\$675.83

Date Acquired (Tax Lots)

04/06/2023	1040.78 LDO	\$2,289.89	\$2,722.08	None	-\$432.19
04/06/2023	199.51 LDO	\$438.95	\$521.80	None	-\$82.85
04/06/2023	300 LDO	\$660.05	\$784.63	None	-\$124.58
04/06/2023	87.21 LDO	\$191.88	\$228.09	None	-\$36.21


Date Sold	Event	Amount	Proceeds	Cost Basis	Long Term	Short Term	Total Gain/Loss
05/16/2023	 Sold LDO	622.35	\$1,369.27	\$1,627.71	None	-\$258.43	-\$258.43

Date Acquired (Tax Lots)

04/06/2023	622.35 LDO	\$1,369.27	\$1,627.71	None	-\$258.43		
Date Sold	Event	Amount	Proceeds	Cost Basis	Long Term	Short Term	Total Gain/Loss
05/16/2023	 Sold LDO	674.89	\$1,484.87	\$1,765.12	None	-\$280.25	-\$280.25


Date Acquired (Tax Lots)

04/06/2023	218.05 LDO	\$479.75	\$570.29	None	-\$90.55	
04/06/2023	86.4 LDO	\$190.09	\$225.97	None	-\$35.88	
04/06/2023	370.44 LDO	\$815.03	\$968.86	None	-\$153.83	

Date Sold	Event	Amount	Proceeds	Cost Basis	Long Term	Short Term	Total Gain/Loss
08/16/2023	 Sold DOGE	133910.22218807	\$8,849.98	\$9,971.85	None	-\$1,121.87	-\$1,121.87


Date Acquired (Tax Lots)

08/03/2023	313.1 DOGE	\$20.69	\$23.32	None	-\$2.62	
08/03/2023	133597.12218807 DOGE	\$8,829.29	\$9,948.53	None	-\$1,119.25	

Date Sold	Event	Amount	Proceeds	Cost Basis	Long Term	Short Term	Total Gain/Loss
11/05/2023	 Sold DOGE	9360.3	\$658.16	\$652.25	None	\$5.91	\$5.91


Date Acquired (Tax Lots)

11/01/2023	7248.52218807 DOGE	\$509.67	\$504.70	None	\$4.98	
08/03/2023	106.17781193 DOGE	\$7.47	\$7.91	None	-\$0.44	
11/01/2023	2005.6 DOGE	\$141.02	\$139.64	None	\$1.38	

Date Sold	Event	Amount	Proceeds	Cost Basis	Long Term	Short Term	Total Gain/Loss
11/05/2023	 Sold DOGE	10060.3	\$707.38	\$700.47	None	\$6.91	\$6.91


Date Acquired (Tax Lots)

11/01/2023	8220.12218807 DOGE	\$577.99	\$572.35	None	\$5.64
11/01/2023	1840.17781193 DOGE	\$129.39	\$128.13	None	\$1.26

Date Sold	Event	Amount	Proceeds	Cost Basis	Long Term	Short Term	Total Gain/Loss
11/05/2023	 Sold DOGE	323	\$22.71	\$22.49	None	\$0.22	\$0.22


Date Acquired (Tax Lots)

11/01/2023	323 DOGE	\$22.71	\$22.49	None	\$0.22
------------	----------	---------	---------	------	--------

Date Sold	Event	Amount	Proceeds	Cost Basis	Long Term	Short Term	Total Gain/Loss
11/05/2023	 Sold DOGE	14511	\$1,020.32	\$1,010.36	None	\$9.96	\$9.96


Date Acquired (Tax Lots)

11/01/2023	576.47781193 DOGE	\$40.53	\$40.14	None	\$0.40
11/01/2023	7670.3 DOGE	\$539.33	\$534.06	None	\$5.26
11/01/2023	6264.22218807 DOGE	\$440.46	\$436.16	None	\$4.30

Date Sold	Event	Amount	Proceeds	Cost Basis	Long Term	Short Term	Total Gain/Loss
11/19/2023	 Sold FLR	2063	\$22.34	\$72.12	None	-\$49.79	-\$49.79


Date Acquired (Tax Lots)

04/12/2023	2063 FLR	\$22.34	\$72.12	None	-\$49.79
------------	----------	---------	---------	------	----------

Date Sold	Event	Amount	Proceeds	Cost Basis	Long Term	Short Term	Total Gain/Loss
11/27/2023	 Sold USDC	10000	\$10,000.00	\$10,000.00	None	\$0.00	\$0.00


Date Acquired (Tax Lots)

09/06/2023	10000 USDC	\$10,000.00	\$10,000.00	None	\$0.00
------------	------------	-------------	-------------	------	--------

Date Sold	Event	Amount	Proceeds	Cost Basis	Long Term	Short Term	Total Gain/Loss
11/29/2023	 Sold USDC	5000	\$5,000.00	\$5,000.00	None	\$0.00	\$0.00


Date Acquired (Tax Lots)

09/06/2023	5000 USDC	\$5,000.00	\$5,000.00	None	\$0.00
------------	-----------	------------	------------	------	--------

Date Sold	Event	Amount	Proceeds	Cost Basis	Long Term	Short Term	Total Gain/Loss
12/05/2023	 Sold UNI	32.659	\$203.32	\$203.40	None	-\$0.09	-\$0.09


Date Acquired (Tax Lots)

11/27/2023	32.659 UNI	\$203.32	\$203.40	None	-\$0.09
------------	------------	----------	----------	------	---------

Date Sold	Event	Amount	Proceeds	Cost Basis	Long Term	Short Term	Total Gain/Loss
12/05/2023	 Sold UNI	32.659	\$203.32	\$203.40	None	-\$0.09	-\$0.09

Date Acquired (Tax Lots)


11/27/2023	32.659 UNI	\$203.32	\$203.40	None	-\$0.09
------------	------------	----------	----------	------	---------

Date Sold	Event	Amount	Proceeds	Cost Basis	Long Term	Short Term	Total Gain/Loss
12/05/2023	 Sold UNI	211.916804	\$1,319.27	\$1,319.83	None	-\$0.57	-\$0.57

Date Acquired (Tax Lots)


--	--	--	--	--	--

11/27/2023	7.558834 UNI	\$47.06	\$47.08	None	-\$0.02
11/27/2023	2.75629 UNI	\$17.16	\$17.17	None	-\$0.01
11/27/2023	62.07218 UNI	\$386.42	\$386.59	None	-\$0.17
11/27/2023	70.811786 UNI	\$440.83	\$441.02	None	-\$0.19
11/27/2023	68.717714 UNI	\$427.80	\$427.98	None	-\$0.18

Date Sold	Event	Amount	Proceeds	Cost Basis	Long Term	Short Term	Total Gain/Loss
12/05/2023	 Sold UNI	780.570905	\$4,859.36	\$4,855.68	None	\$3.68	\$3.68


Date Acquired (Tax Lots)

11/27/2023	53.441166 UNI	\$332.69	\$332.84	None	-\$0.14
11/27/2023	39.087507 UNI	\$243.34	\$243.44	None	-\$0.10
11/27/2023	465.49326 UNI	\$2,897.88	\$2,893.36	None	\$4.52
11/27/2023	222.548972 UNI	\$1,385.46	\$1,386.05	None	-\$0.59

Date Sold	Event	Amount	Proceeds	Cost Basis	Long Term	Short Term	Total Gain/Loss
12/05/2023	 Sold UNI	174.570696	\$1,086.77	\$1,085.08	None	\$1.70	\$1.70


Date Acquired (Tax Lots)

11/27/2023	142.214109 UNI	\$885.34	\$883.96	None	\$1.38
11/27/2023	0.3 UNI	\$1.87	\$1.86	None	\$0.00
11/27/2023	32.056587 UNI	\$199.56	\$199.25	None	\$0.31

Date Sold	Event	Amount	Proceeds	Cost Basis	Long Term	Short Term	Total Gain/Loss
12/05/2023	 Sold UNI	51.775734	\$322.32	\$321.82	None	\$0.50	\$0.50


Date Acquired (Tax Lots)

11/27/2023	51.775734 UNI	\$322.32	\$321.82	None	\$0.50
------------	---------------	----------	----------	------	--------

Date Sold	Event	Amount	Proceeds	Cost Basis	Long Term	Short Term	Total Gain/Loss
12/05/2023	 Sold UNI	519.124197	\$3,231.75	\$3,186.63	None	\$45.12	\$45.12


Date Acquired (Tax Lots)

11/27/2023	286.31204 UNI	\$1,782.41	\$1,779.62	None	\$2.78
11/29/2023	99.5451262048815924 UNI	\$619.71	\$598.56	None	\$21.15
11/29/2023	54.859413 UNI	\$341.52	\$329.87	None	\$11.65
11/29/2023	0.000166 UNI	\$0.00	\$0.00	None	\$0.00
11/29/2023	0.332309 UNI	\$2.07	\$2.00	None	\$0.07
11/29/2023	0.0001217951184076 UNI	\$0.00	\$0.00	None	\$0.00
11/27/2023	27.853358 UNI	\$173.40	\$173.13	None	\$0.27
11/29/2023	42.953149 UNI	\$267.40	\$258.28	None	\$9.13
11/27/2023	7.268514 UNI	\$45.25	\$45.18	None	\$0.07

Date Sold	Event	Amount	Proceeds	Cost Basis	Long Term	Short Term	Total Gain/Loss
12/05/2023	 Sold UNI	35.020161	\$218.01	\$210.57	None	\$7.44	\$7.44


Date Acquired (Tax Lots)

11/29/2023	35.020161 UNI	\$218.01	\$210.57	None	\$7.44
------------	---------------	----------	----------	------	--------

Date Sold	Event	Amount	Proceeds	Cost Basis	Long Term	Short Term	Total Gain/Loss
12/05/2023	 Sold UNI	32.659	\$203.32	\$196.38	None	\$6.94	\$6.94


Date Acquired (Tax Lots)

11/29/2023	32.659 UNI	\$203.32	\$196.38	None	\$6.94
------------	------------	----------	----------	------	--------

Date Sold	Event	Amount	Proceeds	Cost Basis	Long Term	Short Term	Total Gain/Loss
12/05/2023	 Sold UNI	100	\$622.54	\$601.30	None	\$21.24	\$21.24


Date Acquired (Tax Lots)

11/29/2023	100 UNI	\$622.54	\$601.30	None	\$21.24
------------	---------	----------	----------	------	---------

Date Sold	Event	Amount	Proceeds	Cost Basis	Long Term	Short Term	Total Gain/Loss
12/05/2023	 Sold UNI	15.149863	\$94.31	\$91.10	None	\$3.22	\$3.22


Date Acquired (Tax Lots)

11/29/2023	15.149863 UNI	\$94.31	\$91.10	None	\$3.22
------------	---------------	---------	---------	------	--------

Date Sold	Event	Amount	Proceeds	Cost Basis	Long Term	Short Term	Total Gain/Loss
12/05/2023	 Sold UNI	200	\$1,245.08	\$1,202.48	None	\$42.60	\$42.60

Date Acquired (Tax Lots)


11/29/2023	83.504224 UNI	\$519.85	\$502.02	None	\$17.82
11/29/2023	25.3801512048815924 UNI	\$158.00	\$152.58	None	\$5.42
11/29/2023	91.1156247951184076 UNI	\$567.23	\$547.87	None	\$19.36

Date Sold	Event	Amount	Proceeds	Cost Basis	Long Term	Short Term	Total Gain/Loss
12/05/2023	 Sold UNI	21.296938	\$132.58	\$128.04	None	\$4.55	\$4.55

Date Acquired (Tax Lots)


11/29/2023	21.296938 UNI	\$132.58	\$128.04	None	\$4.55
------------	---------------	----------	----------	------	--------

Date Sold	Event	Amount	Proceeds	Cost Basis	Long Term	Short Term	Total Gain/Loss
-----------	-------	--------	----------	------------	-----------	------------	-----------------

12/05/2023	 Sold UNI	29.781456	\$185.40	\$179.04	None	\$6.36	\$6.36
------------	--	-----------	----------	----------	------	--------	--------


Date Acquired (Tax Lots)

11/29/2023	14.3229107951184076 UNI	\$89.17	\$86.11	None	\$3.06
11/29/2023	15.4585452048815924 UNI	\$96.24	\$92.94	None	\$3.30

Date Sold	Event	Amount	Proceeds	Cost Basis	Long Term	Short Term	Total Gain/Loss
12/05/2023	 Sold UNI	100	\$622.54	\$601.20	None	\$21.34	\$21.34


Date Acquired (Tax Lots)

11/29/2023	42.0840082048815924 UNI	\$261.99	\$253.01	None	\$8.98
11/29/2023	57.9159917951184076 UNI	\$360.55	\$348.19	None	\$12.36

Date Sold	Event	Amount	Proceeds	Cost Basis	Long Term	Short Term	Total Gain/Loss
12/05/2023	 Sold UNI	50	\$311.27	\$300.60	None	\$10.67	\$10.67

Date Acquired (Tax Lots)


11/29/2023	50 UNI	\$311.27	\$300.60	None	\$10.67
------------	--------	----------	----------	------	---------

Date Sold	Event	Amount	Proceeds	Cost Basis	Long Term	Short Term	Total Gain/Loss
12/05/2023	 Sold UNI	50	\$311.27	\$300.60	None	\$10.67	\$10.67

Date Acquired (Tax Lots)


Date Acquired (Tax Lots)

11/29/2023	50 UNI	\$311.27	\$300.60	None	\$10.67
------------	--------	----------	----------	------	---------

Date Sold	Event	Amount	Proceeds	Cost Basis	Long Term	Short Term	Total Gain/Loss
12/10/2023	 Sold USDC	2000	\$2,000.00	\$2,000.00	None	\$0.00	\$0.00


Date Acquired (Tax Lots)

10/04/2023	1499.998585 USDC	\$1,500.00	\$1,500.00	None	\$0.00
09/06/2023	363.999887 USDC	\$364.00	\$364.00	None	\$0.00
10/04/2023	136.001528 USDC	\$136.00	\$136.00	None	\$0.00

Date Sold	Event	Amount	Proceeds	Cost Basis	Long Term	Short Term	Total Gain/Loss
12/10/2023	 Sold USDC	3000	\$3,000.00	\$3,000.00	None	\$0.00	\$0.00


Date Acquired (Tax Lots)

10/04/2023	3000 USDC	\$3,000.00	\$3,000.00	None	\$0.00
------------	-----------	------------	------------	------	--------

Date Sold	Event	Amount	Proceeds	Cost Basis	Long Term	Short Term	Total Gain/Loss
12/10/2023	 Sold USDC	5000	\$5,000.00	\$5,000.00	None	\$0.00	\$0.00


Date Acquired (Tax Lots)

10/04/2023	5000 USDC	\$5,000.00	\$5,000.00	None	\$0.00
------------	-----------	------------	------------	------	--------

Date Sold	Event	Amount	Proceeds	Cost Basis	Long Term	Short Term	Total Gain/Loss
12/11/2023	 Sold XCN	49287.7	\$104.72	\$113.15	None	-\$8.43	-\$8.43

Date Acquired (Tax Lots)


12/10/2023	49287.7 XCN	\$104.72	\$113.15	None	-\$8.43
------------	-------------	----------	----------	------	---------

Date Sold	Event	Amount	Proceeds	Cost Basis	Long Term	Short Term	Total Gain/Loss
12/11/2023	 Sold XCN	33333.3	\$70.82	\$76.52	None	-\$5.70	-\$5.70

Date Acquired (Tax Lots)


12/10/2023	33333.3 XCN	\$70.82	\$76.52	None	-\$5.70
------------	-------------	---------	---------	------	---------

Date Sold	Event	Amount	Proceeds	Cost Basis	Long Term	Short Term	Total Gain/Loss
-----------	-------	--------	----------	------------	-----------	------------	-----------------

12/11/2023	 Sold XCN	18209.6	\$38.69	\$41.80	None	-\$3.11	-\$3.11
------------	--	---------	---------	---------	------	---------	---------


Date Acquired (Tax Lots)

12/10/2023	18209.6 XCN	\$38.69	\$41.80	None	-\$3.11
------------	-------------	---------	---------	------	---------

Date Sold	Event	Amount	Proceeds	Cost Basis	Long Term	Short Term	Total Gain/Loss
12/11/2023	 Sold XCN	69361.7	\$147.37	\$159.24	None	-\$11.86	-\$11.86


Date Acquired (Tax Lots)

12/10/2023	69361.7 XCN	\$147.37	\$159.24	None	-\$11.86
------------	-------------	----------	----------	------	----------

Date Sold	Event	Amount	Proceeds	Cost Basis	Long Term	Short Term	Total Gain/Loss
12/11/2023	 Sold XCN	18202.4	\$38.67	\$41.79	None	-\$3.11	-\$3.11


Date Acquired (Tax Lots)

12/10/2023	18202.4 XCN	\$38.67	\$41.79	None	-\$3.11
------------	-------------	---------	---------	------	---------

Date Sold	Event	Amount	Proceeds	Cost Basis	Long Term	Short Term	Total Gain/Loss
12/11/2023	 Sold XCN	45894.9	\$97.51	\$105.36	None	-\$7.85	-\$7.85


Date Acquired (Tax Lots)

12/10/2023	45894.9 XCN	\$97.51	\$105.36	None	-\$7.85
------------	-------------	---------	----------	------	---------

Date Sold	Event	Amount	Proceeds	Cost Basis	Long Term	Short Term	Total Gain/Loss
12/11/2023	 Sold XCN	1765.9	\$3.75	\$4.05	None	-\$0.30	-\$0.30


Date Acquired (Tax Lots)

12/10/2023	1765.9 XCN	\$3.75	\$4.05	None	-\$0.30
------------	------------	--------	--------	------	---------

Date Sold	Event	Amount	Proceeds	Cost Basis	Long Term	Short Term	Total Gain/Loss
12/11/2023	 Sold XCN	1872.4	\$3.98	\$4.30	None	-\$0.32	-\$0.32


Date Acquired (Tax Lots)

12/10/2023	1872.4 XCN	\$3.98	\$4.30	None	-\$0.32
------------	------------	--------	--------	------	---------

Date Sold	Event	Amount	Proceeds	Cost Basis	Long Term	Short Term	Total Gain/Loss
12/11/2023	 Sold XCN	1872	\$3.98	\$4.30	None	-\$0.32	-\$0.32


Date Acquired (Tax Lots)

12/10/2023	1872 XCN	\$3.98	\$4.30	None	-\$0.32
------------	----------	--------	--------	------	---------

Date Sold	Event	Amount	Proceeds	Cost Basis	Long Term	Short Term	Total Gain/Loss
12/11/2023	 Sold XCN	5467.7	\$11.62	\$12.55	None	-\$0.94	-\$0.94


Date Acquired (Tax Lots)

12/10/2023	5467.7 XCN	\$11.62	\$12.55	None	-\$0.94
------------	------------	---------	---------	------	---------

Date Sold	Event	Amount	Proceeds	Cost Basis	Long Term	Short Term	Total Gain/Loss
12/11/2023	 Sold XCN	11203.3	\$23.80	\$25.72	None	-\$1.92	-\$1.92


Date Acquired (Tax Lots)

12/10/2023	11203.3 XCN	\$23.80	\$25.72	None	-\$1.92
------------	-------------	---------	---------	------	---------

Date Sold	Event	Amount	Proceeds	Cost Basis	Long Term	Short Term	Total Gain/Loss
12/11/2023	 Sold XCN	2065765.3	\$4,389.08	\$4,727.64	None	-\$338.56	-\$338.56


Date Acquired (Tax Lots)

12/10/2023	160000 XCN	\$339.95	\$367.32	None	-\$27.37
12/10/2023	6818.2 XCN	\$14.49	\$15.65	None	-\$1.17
12/10/2023	622915.1 XCN	\$1,323.49	\$1,430.04	None	-\$106.55
12/10/2023	147563.8 XCN	\$313.53	\$323.97	None	-\$10.45
12/10/2023	478468.2 XCN	\$1,016.59	\$1,098.43	None	-\$81.84
12/10/2023	650000 XCN	\$1,381.04	\$1,492.22	None	-\$111.18

Date Sold	Event	Amount	Proceeds	Cost Basis	Long Term	Short Term	Total Gain/Loss
12/11/2023	 Sold XCN	60969.7	\$129.54	\$133.86	None	-\$4.32	-\$4.32


Date Acquired (Tax Lots)

12/10/2023	60969.7 XCN	\$129.54	\$133.86	None	-\$4.32
------------	-------------	----------	----------	------	---------

Date Sold	Event	Amount	Proceeds	Cost Basis	Long Term	Short Term	Total Gain/Loss
12/11/2023	 Sold XCN	4667.2	\$9.92	\$10.25	None	-\$0.33	-\$0.33


Date Acquired (Tax Lots)

12/10/2023	4667.2 XCN	\$9.92	\$10.25	None	-\$0.33
------------	------------	--------	---------	------	---------

Date Sold	Event	Amount	Proceeds	Cost Basis	Long Term	Short Term	Total Gain/Loss
12/11/2023	 Sold XCN	4110.6	\$8.73	\$9.02	None	-\$0.29	-\$0.29

Date Acquired (Tax Lots)

12/10/2023	4110.6 XCN	\$8.73	\$9.02	None	-\$0.29
------------	------------	--------	--------	------	---------

Date Sold	Event	Amount	Proceeds	Cost Basis	Long Term	Short Term	Total Gain/Loss
12/11/2023	 Sold XCN	1666.8	\$3.54	\$3.66	None	-\$0.12	-\$0.12

Date Acquired (Tax Lots)

12/10/2023	1666.8 XCN	\$3.54	\$3.66	None	-\$0.12
------------	------------	--------	--------	------	---------

Date Sold	Event	Amount	Proceeds	Cost Basis	Long Term	Short Term	Total Gain/Loss
12/11/2023	⊗ Sold XCN	12748	\$27.09	\$27.99	None	-\$0.90	-\$0.90

Date Acquired (Tax Lots)

12/10/2023	12748 XCN	\$27.09	\$27.99	None	-\$0.90
------------	-----------	---------	---------	------	---------

Date Sold	Event	Amount	Proceeds	Cost Basis	Long Term	Short Term	Total Gain/Loss
12/11/2023	⊗ Sold XCN	5000	\$10.62	\$10.98	None	-\$0.35	-\$0.35


Date Acquired (Tax Lots)

12/10/2023	5000 XCN	\$10.62	\$10.98	None	-\$0.35
------------	----------	---------	---------	------	---------

Date Sold	Event	Amount	Proceeds	Cost Basis	Long Term	Short Term	Total Gain/Loss
12/11/2023	⊗ Sold XCN	311270.8	\$661.35	\$683.39	None	-\$22.04	-\$22.04


Date Acquired (Tax Lots)

12/10/2023	89382.2 XCN	\$189.91	\$196.24	None	-\$6.33
12/10/2023	184058.2 XCN	\$391.06	\$404.10	None	-\$13.03
12/10/2023	37830.4 XCN	\$80.38	\$83.06	None	-\$2.68

Date Sold	Event	Amount	Proceeds	Cost Basis	Long Term	Short Term	Total Gain/Loss
12/11/2023	 Sold XCN	93625.1	\$198.92	\$205.55	None	-\$6.63	-\$6.63


Date Acquired (Tax Lots)

12/10/2023	42967.1 XCN	\$91.29	\$94.33	None	-\$3.04
12/10/2023	50658 XCN	\$107.63	\$111.22	None	-\$3.59

Date Sold	Event	Amount	Proceeds	Cost Basis	Long Term	Short Term	Total Gain/Loss
12/11/2023	 Sold XCN	4138.7	\$8.79	\$9.09	None	-\$0.29	-\$0.29

Date Acquired (Tax Lots)


12/10/2023	4138.7 XCN	\$8.79	\$9.09	None	-\$0.29
------------	------------	--------	--------	------	---------

Date Sold	Event	Amount	Proceeds	Cost Basis	Long Term	Short Term	Total Gain/Loss
12/11/2023	 Sold XCN	52810.4	\$112.20	\$115.94	None	-\$3.74	-\$3.74

Date Acquired (Tax Lots)


12/10/2023	12312.7 XCN	\$26.16	\$27.03	None	-\$0.87
------------	-------------	---------	---------	------	---------

12/10/2023 40497.7 XCN \$86.04 \$88.91 None -\$2.87

Date Sold	Event	Amount	Proceeds	Cost Basis	Long Term	Short Term	Total Gain/Loss
12/11/2023	 Sold XCN	50260.2	\$106.79	\$110.35	None	-\$3.56	-\$3.56


Date Acquired (Tax Lots)

12/10/2023 50260.2 XCN \$106.79 \$110.35 None -\$3.56

Date Sold	Event	Amount	Proceeds	Cost Basis	Long Term	Short Term	Total Gain/Loss
12/11/2023	 Sold XCN	57419.3	\$122.00	\$126.06	None	-\$4.07	-\$4.07


Date Acquired (Tax Lots)

12/10/2023 57419.3 XCN \$122.00 \$126.06 None -\$4.07

Date Sold	Event	Amount	Proceeds	Cost Basis	Long Term	Short Term	Total Gain/Loss
12/11/2023	 Sold XCN	360254.6	\$765.42	\$789.19	None	-\$23.77	-\$23.77


Date Acquired (Tax Lots)

12/10/2023 97107.9 XCN \$206.32 \$212.54 None -\$6.22
 12/10/2023 159808.3 XCN \$339.54 \$349.78 None -\$10.23
 12/10/2023 55214.8 XCN \$117.31 \$121.22 None -\$3.91
 12/10/2023 48123.6 XCN \$102.25 \$105.65 None -\$3.41

Date Sold	Event	Amount	Proceeds	Cost Basis	Long Term	Short Term	Total Gain/Loss
12/20/2023	 Sold MDT	5000	\$299.65	\$294.53	None	\$5.12	\$5.12


Date Acquired (Tax Lots)

12/12/2023	5000 MDT	\$299.65	\$294.53	None	\$5.12
------------	----------	----------	----------	------	--------

Date Sold	Event	Amount	Proceeds	Cost Basis	Long Term	Short Term	Total Gain/Loss
12/20/2023	 Sold MDT	5000	\$299.65	\$294.53	None	\$5.12	\$5.12

Date Acquired (Tax Lots)


12/12/2023	904 MDT	\$54.18	\$53.25	None	\$0.92
12/12/2023	4096 MDT	\$245.47	\$241.28	None	\$4.19

Date Sold	Event	Amount	Proceeds	Cost Basis	Long Term	Short Term	Total Gain/Loss
12/20/2023	 Sold MDT	13981	\$837.88	\$823.58	None	\$14.30	\$14.30

Date Acquired (Tax Lots)


12/12/2023	830 MDT	\$49.74	\$48.89	None	\$0.85
12/12/2023	830 MDT	\$49.74	\$48.89	None	\$0.85
12/12/2023	1660 MDT	\$99.48	\$97.79	None	\$1.70
12/12/2023	830 MDT	\$49.74	\$48.89	None	\$0.85
12/12/2023	830 MDT	\$49.74	\$48.89	None	\$0.85

12/12/2023	830 MDT	\$49.74	\$48.89	None	\$0.85
12/12/2023	4064 MDT	\$243.56	\$239.40	None	\$4.16
12/12/2023	4937 MDT	\$295.87	\$290.82	None	\$5.05

Date Sold	Event	Amount	Proceeds	Cost Basis	Long Term	Short Term	Total Gain/Loss
12/20/2023	 Sold MDT	5000	\$299.65	\$294.53	None	\$5.12	\$5.12


Date Acquired (Tax Lots)

12/12/2023	4448 MDT	\$266.57	\$262.02	None	\$4.55
12/12/2023	552 MDT	\$33.08	\$32.52	None	\$0.56

Date Sold	Event	Amount	Proceeds	Cost Basis	Long Term	Short Term	Total Gain/Loss
12/20/2023	 Sold MDT	10000	\$599.30	\$589.07	None	\$10.23	\$10.23


Date Acquired (Tax Lots)

12/12/2023	2040 MDT	\$122.26	\$120.17	None	\$2.09
12/12/2023	7960 MDT	\$477.04	\$468.90	None	\$8.14

Date Sold	Event	Amount	Proceeds	Cost Basis	Long Term	Short Term	Total Gain/Loss
12/20/2023	 Sold MDT	15000	\$898.95	\$883.60	None	\$15.35	\$15.35


Date Acquired (Tax Lots)

12/12/2023	8512 MDT	\$510.12	\$501.42	None	\$8.71
12/12/2023	6472 MDT	\$387.87	\$381.25	None	\$6.62
12/12/2023	16 MDT	\$0.96	\$0.94	None	\$0.02

Date Sold	Event	Amount	Proceeds	Cost Basis	Long Term	Short Term	Total Gain/Loss
12/20/2023	 Sold MDT	5000	\$299.65	\$294.53	None	\$5.12	\$5.12


Date Acquired (Tax Lots)

12/12/2023	5000 MDT	\$299.65	\$294.53	None	\$5.12
------------	----------	----------	----------	------	--------

Date Sold	Event	Amount	Proceeds	Cost Basis	Long Term	Short Term	Total Gain/Loss
12/20/2023	 Sold MDT	10016	\$600.26	\$590.01	None	\$10.25	\$10.25


Date Acquired (Tax Lots)

12/12/2023	3496 MDT	\$209.52	\$205.94	None	\$3.58
12/12/2023	6520 MDT	\$390.74	\$384.07	None	\$6.67

Date Sold	Event	Amount	Proceeds	Cost Basis	Long Term	Short Term	Total Gain/Loss
12/20/2023	 Sold MDT	1660	\$99.48	\$97.79	None	\$1.70	\$1.70


Date Acquired (Tax Lots)

12/12/2023	1660 MDT	\$99.48	\$97.79	None	\$1.70
------------	----------	---------	---------	------	--------

Date Sold	Event	Amount	Proceeds	Cost Basis	Long Term	Short Term	Total Gain/Loss
12/20/2023	 Sold MDT	830	\$49.74	\$48.89	None	\$0.85	\$0.85


Date Acquired (Tax Lots)

12/12/2023	332 MDT	\$19.90	\$19.56	None	\$0.34
12/12/2023	498 MDT	\$29.85	\$29.34	None	\$0.51

Date Sold	Event	Amount	Proceeds	Cost Basis	Long Term	Short Term	Total Gain/Loss
12/20/2023	 Sold MDT	830	\$49.74	\$48.89	None	\$0.85	\$0.85


Date Acquired (Tax Lots)

12/12/2023	830 MDT	\$49.74	\$48.89	None	\$0.85
------------	---------	---------	---------	------	--------

Date Sold	Event	Amount	Proceeds	Cost Basis	Long Term	Short Term	Total Gain/Loss
12/20/2023	 Sold MDT	163	\$9.77	\$9.60	None	\$0.17	\$0.17


Date Acquired (Tax Lots)

12/12/2023	163 MDT	\$9.77	\$9.60	None	\$0.17
------------	---------	--------	--------	------	--------

Date Sold	Event	Amount	Proceeds	Cost Basis	Long Term	Short Term	Total Gain/Loss
12/20/2023	 Sold MDT	830	\$49.74	\$48.89	None	\$0.85	\$0.85

Date Acquired (Tax Lots)


12/12/2023	830 MDT	\$49.74	\$48.89	None	\$0.85
------------	---------	---------	---------	------	--------

Date Sold	Event	Amount	Proceeds	Cost Basis	Long Term	Short Term	Total Gain/Loss
12/20/2023	 Sold MDT	830	\$49.74	\$48.89	None	\$0.85	\$0.85

Date Acquired (Tax Lots)


12/12/2023	830 MDT	\$49.74	\$48.89	None	\$0.85
------------	---------	---------	---------	------	--------

Date Sold	Event	Amount	Proceeds	Cost Basis	Long Term	Short Term	Total Gain/Loss
-----------	-------	--------	----------	------------	-----------	------------	-----------------

12/20/2023	 Sold MDT	53	\$3.18	\$3.12	None	\$0.05	\$0.05
------------	--	----	--------	--------	------	--------	--------


Date Acquired (Tax Lots)

12/12/2023	53 MDT	\$3.18	\$3.12	None	\$0.05
------------	--------	--------	--------	------	--------

Date Sold	Event	Amount	Proceeds	Cost Basis	Long Term	Short Term	Total Gain/Loss
12/20/2023	 Sold MDT	106	\$6.35	\$6.24	None	\$0.11	\$0.11


Date Acquired (Tax Lots)

12/12/2023	106 MDT	\$6.35	\$6.24	None	\$0.11
------------	---------	--------	--------	------	--------

Date Sold	Event	Amount	Proceeds	Cost Basis	Long Term	Short Term	Total Gain/Loss
12/20/2023	 Sold MDT	8084	\$484.47	\$476.20	None	\$8.27	\$8.27


Date Acquired (Tax Lots)

12/12/2023	2882 MDT	\$172.72	\$169.77	None	\$2.95
12/12/2023	5202 MDT	\$311.76	\$306.43	None	\$5.32

Date Sold	Event	Amount	Proceeds	Cost Basis	Long Term	Short Term	Total Gain/Loss
12/20/2023	 Sold MDT	2368	\$141.91	\$139.49	None	\$2.42	\$2.42


Date Acquired (Tax Lots)

12/12/2023	2368 MDT	\$141.91	\$139.49	None	\$2.42
------------	----------	----------	----------	------	--------

Date Sold	Event	Amount	Proceeds	Cost Basis	Long Term	Short Term	Total Gain/Loss
12/27/2023	 Converted USDC6293.9407666343		\$6,293.94	\$6,293.94	None	\$0.00	\$0.00


Date Acquired (Tax Lots)

10/30/2023	27.067488 USDC	\$27.07	\$27.07	None	\$0.00
12/05/2023	5419.938531634375 USDC	\$5,419.94	\$5,419.94	None	\$0.00
12/04/2023	124.509907 USDC	\$124.51	\$124.51	None	\$0.00
11/04/2023	222.423425 USDC	\$222.42	\$222.42	None	\$0.00
10/04/2023	500.001415 USDC	\$500.00	\$500.00	None	\$0.00

Date Sold	Event	Amount	Proceeds	Cost Basis	Long Term	Short Term	Total Gain/Loss
12/27/2023	 Converted USDC	709.118375	\$709.12	\$709.12	None	\$0.00	\$0.00


Date Acquired (Tax Lots)

12/05/2023	709.118375 USDC	\$709.12	\$709.12	None	\$0.00
------------	-----------------	----------	----------	------	--------

Date Sold	Event	Amount	Proceeds	Cost Basis	Long Term	Short Term	Total Gain/Loss
12/27/2023	 Converted USDC2957.5640409237		\$2,957.56	\$2,957.56	None	\$0.00	\$0.00


Date Acquired (Tax Lots)

12/05/2023	2957.56404092375 USDC	\$2,957.56	\$2,957.56	None	\$0.00
------------	-----------------------	------------	------------	------	--------

Date Sold	Event	Amount	Proceeds	Cost Basis	Long Term	Short Term	Total Gain/Loss
12/27/2023	 Converted USDC	30.0206880587	\$30.02	\$30.02	None	\$0.00	\$0.00


Date Acquired (Tax Lots)

12/05/2023	30.02068805875 USDC	\$30.02	\$30.02	None	\$0.00
------------	---------------------	---------	---------	------	--------

Date Sold	Event	Amount	Proceeds	Cost Basis	Long Term	Short Term	Total Gain/Loss
12/31/2023	 Converted USDC	83.4327617	\$83.43	\$83.43	None	\$0.00	\$0.00


Date Acquired (Tax Lots)

12/05/2023	83.4327617 USDC	\$83.43	\$83.43	None	\$0.00
------------	-----------------	---------	---------	------	--------

Date Sold	Event	Amount	Proceeds	Cost Basis	Long Term	Short Term	Total Gain/Loss
12/31/2023	 Converted USDC	1.5433115	\$1.54	\$1.54	None	\$0.00	\$0.00


Date Acquired (Tax Lots)

12/05/2023	1.5433115 USDC	\$1.54	\$1.54	None	\$0.00
------------	----------------	--------	--------	------	--------

Date Sold	Event	Amount	Proceeds	Cost Basis	Long Term	Short Term	Total Gain/Loss
12/31/2023	 Converted USDC	10.4408378	\$10.44	\$10.44	None	\$0.00	\$0.00


Date Acquired (Tax Lots)

12/05/2023	10.4408378 USDC	\$10.44	\$10.44	None	\$0.00
------------	-----------------	---------	---------	------	--------

Date Sold	Event	Amount	Proceeds	Cost Basis	Long Term	Short Term	Total Gain/Loss
12/31/2023	 Converted USDC	174.2734186	\$174.27	\$174.27	None	\$0.00	\$0.00


Date Acquired (Tax Lots)

12/05/2023	174.2734186 USDC	\$174.27	\$174.27	None	\$0.00
------------	------------------	----------	----------	------	--------

Date Sold	Event	Amount	Proceeds	Cost Basis	Long Term	Short Term	Total Gain/Loss
12/31/2023	 Converted USDC	37.710481	\$37.71	\$37.71	None	\$0.00	\$0.00


Date Acquired (Tax Lots)

12/05/2023	37.710481 USDC	\$37.71	\$37.71	None	\$0.00
------------	----------------	---------	---------	------	--------

Date Sold	Event	Amount	Proceeds	Cost Basis	Long Term	Short Term	Total Gain/Loss
12/31/2023	 Converted USDC	22.008964	\$22.01	\$22.01	None	\$0.00	\$0.00


Date Acquired (Tax Lots)

12/05/2023	22.008964 USDC	\$22.01	\$22.01	None	\$0.00
------------	----------------	---------	---------	------	--------

Date Sold	Event	Amount	Proceeds	Cost Basis	Long Term	Short Term	Total Gain/Loss
12/31/2023	 Converted USDC	27.377004	\$27.38	\$27.38	None	\$0.00	\$0.00


Date Acquired (Tax Lots)

12/05/2023	27.377004 USDC	\$27.38	\$27.38	None	\$0.00
------------	----------------	---------	---------	------	--------

Date Sold	Event	Amount	Proceeds	Cost Basis	Long Term	Short Term	Total Gain/Loss
12/31/2023	 Converted USDC	27.377004	\$27.38	\$27.38	None	\$0.00	\$0.00

Date Acquired (Tax Lots)


12/05/2023	27.377004 USDC	\$27.38	\$27.38	None	\$0.00
------------	----------------	---------	---------	------	--------

Date Sold	Event	Amount	Proceeds	Cost Basis	Long Term	Short Term	Total Gain/Loss
12/31/2023	 Converted USDC	202.0664457	\$202.07	\$202.07	None	\$0.00	\$0.00

Date Acquired (Tax Lots)


12/05/2023	202.0664457 USDC	\$202.07	\$202.07	None	\$0.00
------------	------------------	----------	----------	------	--------

Date Sold	Event	Amount	Proceeds	Cost Basis	Long Term	Short Term	Total Gain/Loss
12/31/2023	 Converted USDC	25.49819	\$25.50	\$25.50	None	\$0.00	\$0.00
Date Acquired (Tax Lots)							
12/05/2023		25.49819 USDC	\$25.50	\$25.50	None	\$0.00	
Date Sold	Event	Amount	Proceeds	Cost Basis	Long Term	Short Term	Total Gain/Loss
12/31/2023	 Converted USDC	48.983365	\$48.98	\$48.98	None	\$0.00	\$0.00
Date Acquired (Tax Lots)							
12/05/2023		48.983365 USDC	\$48.98	\$48.98	None	\$0.00	
Date Sold	Event	Amount	Proceeds	Cost Basis	Long Term	Short Term	Total Gain/Loss
12/31/2023	 Converted USDC	202.3080075	\$202.31	\$202.31	None	\$0.00	\$0.00
Date Acquired (Tax Lots)							
12/05/2023		202.3080075 USDC	\$202.31	\$202.31	None	\$0.00	

Date Sold	Event	Amount	Proceeds	Cost Basis	Long Term	Short Term	Total Gain/Loss
12/31/2023	 Converted USDC	60.8333133	\$60.83	\$60.83	None	\$0.00	\$0.00


Date Acquired (Tax Lots)

12/05/2023	60.8333133 USDC	\$60.83	\$60.83	None	\$0.00
------------	-----------------	---------	---------	------	--------

Date Sold	Event	Amount	Proceeds	Cost Basis	Long Term	Short Term	Total Gain/Loss
12/31/2023	 Converted USDC	1625.9122155	\$1,625.91	\$1,625.91	None	\$0.00	\$0.00


Date Acquired (Tax Lots)

12/05/2023	1625.9122155 USDC	\$1,625.91	\$1,625.91	None	\$0.00
------------	-------------------	------------	------------	------	--------

Date Sold	Event	Amount	Proceeds	Cost Basis	Long Term	Short Term	Total Gain/Loss
12/31/2023	 Converted USDC	1.5433115	\$1.54	\$1.54	None	\$0.00	\$0.00


Date Acquired (Tax Lots)

12/05/2023	1.5433115 USDC	\$1.54	\$1.54	None	\$0.00
------------	----------------	--------	--------	------	--------

Date Sold	Event	Amount	Proceeds	Cost Basis	Long Term	Short Term	Total Gain/Loss
12/31/2023	 Converted USDC	11.9975694	\$12.00	\$12.00	None	\$0.00	\$0.00


Date Acquired (Tax Lots)

12/05/2023	11.9975694 USDC	\$12.00	\$12.00	None	\$0.00
------------	-----------------	---------	---------	------	--------

Date Sold	Event	Amount	Proceeds	Cost Basis	Long Term	Short Term	Total Gain/Loss
12/31/2023	 Converted USDC	0.6039045	\$0.60	\$0.60	None	\$0.00	\$0.00

Date Acquired (Tax Lots)


12/05/2023	0.6039045 USDC	\$0.60	\$0.60	None	\$0.00
------------	----------------	--------	--------	------	--------

Date Sold	Event	Amount	Proceeds	Cost Basis	Long Term	Short Term	Total Gain/Loss
12/31/2023	 Converted USDC	3.9991898	\$4.00	\$4.00	None	\$0.00	\$0.00

Date Acquired (Tax Lots)


12/05/2023	3.9991898 USDC	\$4.00	\$4.00	None	\$0.00
------------	----------------	--------	--------	------	--------

Date Sold	Event	Amount	Proceeds	Cost Basis	Long Term	Short Term	Total Gain/Loss
-----------	-------	--------	----------	------------	-----------	------------	-----------------

12/31/2023	 Converted USDC	174.2734186	\$174.27	\$174.27	None	\$0.00	\$0.00
------------	--	-------------	----------	----------	------	--------	--------


Date Acquired (Tax Lots)

12/05/2023	174.2734186 USDC	\$174.27	\$174.27	None	\$0.00
------------	------------------	----------	----------	------	--------

Date Sold	Event	Amount	Proceeds	Cost Basis	Long Term	Short Term	Total Gain/Loss
12/31/2023	 Converted USDC	1.5433115	\$1.54	\$1.54	None	\$0.00	\$0.00


Date Acquired (Tax Lots)

12/05/2023	1.5433115 USDC	\$1.54	\$1.54	None	\$0.00
------------	----------------	--------	--------	------	--------

Date Sold	Event	Amount	Proceeds	Cost Basis	Long Term	Short Term	Total Gain/Loss
12/31/2023	 Converted USDC	235.8985178	\$235.90	\$235.90	None	\$0.00	\$0.00




Date Acquired (Tax Lots)

12/05/2023	235.8985178 USDC	\$235.90	\$235.90	None	\$0.00
------------	------------------	----------	----------	------	--------


Date Sold	Event	Amount	Proceeds	Cost Basis	Long Term	Short Term	Total Gain/Loss
12/31/2023	 Converted USDC	1.5433115	\$1.54	\$1.54	None	\$0.00	\$0.00

Date Acquired (Tax Lots)

12/05/2023	1.5433115 USDC	\$1.54	\$1.54	None	\$0.00
------------	----------------	--------	--------	------	--------


Date Sold	Event	Amount	Proceeds	Cost Basis	Long Term	Short Term	Total Gain/Loss
12/31/2023	 Converted USDC	1.5298914	\$1.53	\$1.53	None	\$0.00	\$0.00
Date Acquired (Tax Lots)							
12/05/2023	1.5298914 USDC		\$1.53	\$1.53	None	\$0.00	
Date Sold	Event	Amount	Proceeds	Cost Basis	Long Term	Short Term	Total Gain/Loss
12/31/2023	 Converted USDC	137.6633858	\$137.66	\$137.66	None	\$0.00	\$0.00
Date Acquired (Tax Lots)							
12/05/2023	137.6633858 USDC		\$137.66	\$137.66	None	\$0.00	
Date Sold	Event	Amount	Proceeds	Cost Basis	Long Term	Short Term	Total Gain/Loss
12/31/2023	 Converted USDC	1.5433115	\$1.54	\$1.54	None	\$0.00	\$0.00
Date Acquired (Tax Lots)							
12/05/2023	1.5433115 USDC		\$1.54	\$1.54	None	\$0.00	
Date Sold	Event	Amount	Proceeds	Cost Basis	Long Term	Short Term	Total Gain/Loss
12/31/2023	 Converted USDC	174.2734186	\$174.27	\$174.27	None	\$0.00	\$0.00
Date Acquired (Tax Lots)							

12/05/2023	174.2734186 USDC	\$174.27	\$174.27	None	\$0.00
------------	------------------	----------	----------	------	--------

Date Sold	Event	Amount	Proceeds	Cost Basis	Long Term	Short Term	Total Gain/Loss
12/31/2023	 Converted USDC	96.758921	\$96.76	\$96.76	None	\$0.00	\$0.00

Date Acquired (Tax Lots)


12/05/2023	96.758921 USDC	\$96.76	\$96.76	None	\$0.00
------------	----------------	---------	---------	------	--------

Date Sold	Event	Amount	Proceeds	Cost Basis	Long Term	Short Term	Total Gain/Loss
12/31/2023	 Converted USDC	48.983365	\$48.98	\$48.98	None	\$0.00	\$0.00

Date Acquired (Tax Lots)


12/05/2023	48.983365 USDC	\$48.98	\$48.98	None	\$0.00
------------	----------------	---------	---------	------	--------

Date Sold	Event	Amount	Proceeds	Cost Basis	Long Term	Short Term	Total Gain/Loss
-----------	-------	--------	----------	------------	-----------	------------	-----------------

Date Sold	Event	Amount	Proceeds	Cost Basis	Long Term	Short Term	Total Gain/Loss
12/31/2023	 Converted USDC	29.658421	\$29.66	\$29.66	None	\$0.00	\$0.00


Date Acquired (Tax Lots)

12/05/2023	29.658421 USDC	\$29.66	\$29.66	None	\$0.00
------------	----------------	---------	---------	------	--------

Date Sold	Event	Amount	Proceeds	Cost Basis	Long Term	Short Term	Total Gain/Loss
12/31/2023	 Converted USDC	32.610843	\$32.61	\$32.61	None	\$0.00	\$0.00


Date Acquired (Tax Lots)

12/05/2023	32.610843 USDC	\$32.61	\$32.61	None	\$0.00
------------	----------------	---------	---------	------	--------

Date Sold	Event	Amount	Proceeds	Cost Basis	Long Term	Short Term	Total Gain/Loss
12/31/2023	 Converted USDC	21.203758	\$21.20	\$21.20	None	\$0.00	\$0.00


Date Acquired (Tax Lots)

12/05/2023	21.203758 USDC	\$21.20	\$21.20	None	\$0.00
------------	----------------	---------	---------	------	--------

Date Sold	Event	Amount	Proceeds	Cost Basis	Long Term	Short Term	Total Gain/Loss
12/31/2023	 Converted USDC	32.610843	\$32.61	\$32.61	None	\$0.00	\$0.00


Date Acquired (Tax Lots)

12/05/2023	32.610843 USDC	\$32.61	\$32.61	None	\$0.00
------------	----------------	---------	---------	------	--------

Date Sold	Event	Amount	Proceeds	Cost Basis	Long Term	Short Term	Total Gain/Loss
12/31/2023	 Converted USDC	46.97035	\$46.97	\$46.97	None	\$0.00	\$0.00


Date Acquired (Tax Lots)

12/05/2023	46.97035 USDC	\$46.97	\$46.97	None	\$0.00
------------	---------------	---------	---------	------	--------

Date Sold	Event	Amount	Proceeds	Cost Basis	Long Term	Short Term	Total Gain/Loss
12/31/2023	 Converted USDC	30.597828	\$30.60	\$30.60	None	\$0.00	\$0.00


Date Acquired (Tax Lots)

12/05/2023	30.597828 USDC	\$30.60	\$30.60	None	\$0.00
------------	----------------	---------	---------	------	--------

Date Sold	Event	Amount	Proceeds	Cost Basis	Long Term	Short Term	Total Gain/Loss
12/31/2023	 Converted USDC	35.563265	\$35.56	\$35.56	None	\$0.00	\$0.00


Date Acquired (Tax Lots)

12/05/2023	35.563265 USDC	\$35.56	\$35.56	None	\$0.00
------------	----------------	---------	---------	------	--------

Date Sold	Event	Amount	Proceeds	Cost Basis	Long Term	Short Term	Total Gain/Loss
12/31/2023	 Converted USDC	30.597828	\$30.60	\$30.60	None	\$0.00	\$0.00


Date Acquired (Tax Lots)

12/05/2023	30.597828 USDC	\$30.60	\$30.60	None	\$0.00
------------	----------------	---------	---------	------	--------

Date Sold	Event	Amount	Proceeds	Cost Basis	Long Term	Short Term	Total Gain/Loss
12/31/2023	 Converted USDC	19.861748	\$19.86	\$19.86	None	\$0.00	\$0.00

Date Acquired (Tax Lots)


12/05/2023	19.861748 USDC	\$19.86	\$19.86	None	\$0.00
------------	----------------	---------	---------	------	--------

Date Sold	Event	Amount	Proceeds	Cost Basis	Long Term	Short Term	Total Gain/Loss
12/31/2023	 Converted USDC	30.597828	\$30.60	\$30.60	None	\$0.00	\$0.00

Date Acquired (Tax Lots)


12/05/2023	30.597828 USDC	\$30.60	\$30.60	None	\$0.00
------------	----------------	---------	---------	------	--------

Date Sold	Event	Amount	Proceeds	Cost Basis	Long Term	Short Term	Total Gain/Loss
-----------	-------	--------	----------	------------	-----------	------------	-----------------

Date Sold	Event	Amount	Proceeds	Cost Basis	Long Term	Short Term	Total Gain/Loss
12/31/2023	 Converted USDC	1.5433115	\$1.54	\$1.54	None	\$0.00	\$0.00


Date Acquired (Tax Lots)

12/05/2023	1.5433115 USDC	\$1.54	\$1.54	None	\$0.00
------------	----------------	--------	--------	------	--------

Date Sold	Event	Amount	Proceeds	Cost Basis	Long Term	Short Term	Total Gain/Loss
12/31/2023	 Converted USDC	174.2734186	\$174.27	\$174.27	None	\$0.00	\$0.00


Date Acquired (Tax Lots)

12/05/2023	174.2734186 USDC	\$174.27	\$174.27	None	\$0.00
------------	------------------	----------	----------	------	--------

Date Sold	Event	Amount	Proceeds	Cost Basis	Long Term	Short Term	Total Gain/Loss
12/31/2023	 Converted USDC	1.5433115	\$1.54	\$1.54	None	\$0.00	\$0.00





Date Acquired (Tax Lots)

12/05/2023	1.5433115 USDC	\$1.54	\$1.54	None	\$0.00
------------	----------------	--------	--------	------	--------


Date Sold	Event	Amount	Proceeds	Cost Basis	Long Term	Short Term	Total Gain/Loss
12/31/2023	 Converted USDC	30.195225	\$30.20	\$30.20	None	\$0.00	\$0.00

Date Acquired (Tax Lots)

12/05/2023	30.195225 USDC	\$30.20	\$30.20	None	\$0.00
------------	----------------	---------	---------	------	--------


Date Sold	Event	Amount	Proceeds	Cost Basis	Long Term	Short Term	Total Gain/Loss
12/31/2023	 Converted USDC	147.4332186	\$147.43	\$147.43	None	\$0.00	\$0.00
Date Acquired (Tax Lots)							
12/05/2023	147.4332186 USDC		\$147.43	\$147.43	None	\$0.00	
Date Sold	Event	Amount	Proceeds	Cost Basis	Long Term	Short Term	Total Gain/Loss
12/31/2023	 Converted USDC	1.5433115	\$1.54	\$1.54	None	\$0.00	\$0.00
Date Acquired (Tax Lots)							
12/05/2023	1.5433115 USDC		\$1.54	\$1.54	None	\$0.00	
Date Sold	Event	Amount	Proceeds	Cost Basis	Long Term	Short Term	Total Gain/Loss
12/31/2023	 Converted USDC	177.011119	\$177.01	\$177.01	None	\$0.00	\$0.00
Date Acquired (Tax Lots)							
12/05/2023	177.011119 USDC		\$177.01	\$177.01	None	\$0.00	
Date Sold	Event	Amount	Proceeds	Cost Basis	Long Term	Short Term	Total Gain/Loss
12/31/2023	 Converted USDC	1.0467678	\$1.05	\$1.05	None	\$0.00	\$0.00
Date Acquired (Tax Lots)							

12/05/2023	1.0467678 USDC	\$1.05	\$1.05	None	\$0.00
------------	----------------	--------	--------	------	--------

Date Sold	Event	Amount	Proceeds	Cost Basis	Long Term	Short Term	Total Gain/Loss
12/31/2023	 Converted USDC	1.5433115	\$1.54	\$1.54	None	\$0.00	\$0.00

Date Acquired (Tax Lots)


12/05/2023	1.5433115 USDC	\$1.54	\$1.54	None	\$0.00
------------	----------------	--------	--------	------	--------

Date Sold	Event	Amount	Proceeds	Cost Basis	Long Term	Short Term	Total Gain/Loss
12/31/2023	 Converted USDC	174.2734186	\$174.27	\$174.27	None	\$0.00	\$0.00

Date Acquired (Tax Lots)


12/05/2023	174.2734186 USDC	\$174.27	\$174.27	None	\$0.00
------------	------------------	----------	----------	------	--------

Date Sold	Event	Amount	Proceeds	Cost Basis	Long Term	Short Term	Total Gain/Loss
-----------	-------	--------	----------	------------	-----------	------------	-----------------

12/31/2023	 Converted USDC	174.2734186	\$174.27	\$174.27	None	\$0.00	\$0.00
------------	--	-------------	----------	----------	------	--------	--------


Date Acquired (Tax Lots)

12/05/2023	174.2734186 USDC	\$174.27	\$174.27	None	\$0.00
------------	------------------	----------	----------	------	--------

Date Sold	Event	Amount	Proceeds	Cost Basis	Long Term	Short Term	Total Gain/Loss
12/31/2023	 Converted USDC	1.1809688	\$1.18	\$1.18	None	\$0.00	\$0.00


Date Acquired (Tax Lots)

12/05/2023	1.1809688 USDC	\$1.18	\$1.18	None	\$0.00
------------	----------------	--------	--------	------	--------

Date Sold	Event	Amount	Proceeds	Cost Basis	Long Term	Short Term	Total Gain/Loss
12/31/2023	 Converted USDC	73.6629289	\$73.66	\$73.66	None	\$0.00	\$0.00


Date Acquired (Tax Lots)

12/05/2023	73.6629289 USDC	\$73.66	\$73.66	None	\$0.00
------------	-----------------	---------	---------	------	--------

Date Sold	Event	Amount	Proceeds	Cost Basis	Long Term	Short Term	Total Gain/Loss
12/31/2023	 Converted USDC	6.2806068	\$6.28	\$6.28	None	\$0.00	\$0.00


Date Acquired (Tax Lots)

12/05/2023	6.2806068 USDC	\$6.28	\$6.28	None	\$0.00
------------	----------------	--------	--------	------	--------

Date Sold	Event	Amount	Proceeds	Cost Basis	Long Term	Short Term	Total Gain/Loss
12/31/2023	 Converted USDC	0.5099638	\$0.51	\$0.51	None	\$0.00	\$0.00


Date Acquired (Tax Lots)

12/05/2023	0.5099638 USDC	\$0.51	\$0.51	None	\$0.00
------------	----------------	--------	--------	------	--------

Date Sold	Event	Amount	Proceeds	Cost Basis	Long Term	Short Term	Total Gain/Loss
12/31/2023	 Converted USDC	174.2734186	\$174.27	\$174.27	None	\$0.00	\$0.00


Date Acquired (Tax Lots)

12/05/2023	174.2734186 USDC	\$174.27	\$174.27	None	\$0.00
------------	------------------	----------	----------	------	--------

Date Sold	Event	Amount	Proceeds	Cost Basis	Long Term	Short Term	Total Gain/Loss
12/31/2023	 Converted USDC	3.1939838	\$3.19	\$3.19	None	\$0.00	\$0.00


Date Acquired (Tax Lots)

12/05/2023	3.1939838 USDC	\$3.19	\$3.19	None	\$0.00
------------	----------------	--------	--------	------	--------

Date Sold	Event	Amount	Proceeds	Cost Basis	Long Term	Short Term	Total Gain/Loss
12/31/2023	 Converted USDC	1.5433115	\$1.54	\$1.54	None	\$0.00	\$0.00

Date Acquired (Tax Lots)

12/05/2023	1.5433115 USDC	\$1.54	\$1.54	None	\$0.00
------------	----------------	--------	--------	------	--------

Date Sold	Event	Amount	Proceeds	Cost Basis	Long Term	Short Term	Total Gain/Loss
12/31/2023	 Converted USDC	97.4567662	\$97.46	\$97.46	None	\$0.00	\$0.00

Date Acquired (Tax Lots)



12/05/2023	97.4567662 USDC	\$97.46	\$97.46	None	\$0.00
------------	-----------------	---------	---------	------	--------






Section 2

Data source: Not available


These are taxable transactions incurring realized gains or losses where the cost basis is unavailable.






⚠ For these transactions Coinbase does not have a cost basis on record. We estimate your gains/losses for these transactions by assuming \$0 cost basis and treat date acquired.

Date Sold	Event	Amount	Proceeds	Cost Basis	Long Term	Short Term	Total Gain/Loss
03/06/2023	 Sold USDT	857.52	\$857.49	⚠ \$857.57	⚠ None	⚠ -\$0.08	⚠ -\$0.08
Date Acquired (Tax Lots)							
	⚠ 03/06/2023	857.52 USDT	\$857.49	\$857.57	None	-\$0.08	
Date Sold	Event	Amount	Proceeds	Cost Basis	Long Term	Short Term	Total Gain/Loss
03/06/2023	 Sold USDT	12969.19	\$12,968.67	⚠ \$12,969.90	⚠ None	⚠ -\$1.23	⚠ -\$1.23
Date Acquired (Tax Lots)							
	⚠ 03/06/2023	12969.19 USDT	\$12,968.67	\$12,969.90	None	-\$1.23	

Date Sold	Event	Amount	Proceeds	Cost Basis	Long Term	Short Term	Total Gain/Loss
03/06/2023	 Sold USDT	237.35	\$237.34	 \$237.36	 None	 -\$0.02	 -\$0.02






Date Acquired (Tax Lots)

 03/06/2023	237.35 USDT	\$237.34	\$237.36	None	-\$0.02
---	-------------	----------	-----------------	-------------	----------------


Date Sold	Event	Amount	Proceeds	Cost Basis	Long Term	Short Term	Total Gain/Loss
03/06/2023	 Sold USDT	286.33	\$286.32	 \$286.35	 None	 -\$0.03	 -\$0.03

Date Acquired (Tax Lots)


 03/06/2023	286.33 USDT	\$286.32	\$286.35	None	-\$0.03
---	-------------	----------	-----------------	-------------	----------------

Date Sold	Event	Amount	Proceeds	Cost Basis	Long Term	Short Term	Total Gain/Loss
03/06/2023	 Sold USDT	102.94	\$102.94	 \$102.95	 None	 -\$0.01	 -\$0.01

Date Acquired (Tax Lots)


 03/06/2023	102.94 USDT	\$102.94	\$102.95	None	-\$0.01
---	-------------	----------	-----------------	-------------	----------------

Date Sold	Event	Amount	Proceeds	Cost Basis	Long Term	Short Term	Total Gain/Loss
-----------	-------	--------	----------	------------	-----------	------------	-----------------

03/06/2023	 Sold USDT	487.09	\$487.07	! \$487.12	! None	! -\$0.05	! -\$0.05
------------	---	--------	----------	---	---	--	--


Date Acquired (Tax Lots)

! 03/06/2023	487.09 USDT	\$487.07	\$487.12	None	-\$0.05
---	-------------	----------	---	---------------------------------------	--

Date Sold	Event	Amount	Proceeds	Cost Basis	Long Term	Short Term	Total Gain/Loss
03/06/2023	 Sold USDT	1.13	\$1.13	! \$1.13	! None	! -\$0.00	! -\$0.00


Date Acquired (Tax Lots)

! 03/06/2023	1.13 USDT	\$1.13	\$1.13	None	-\$0.00
---	-----------	--------	---	---------------------------------------	--

Date Sold	Event	Amount	Proceeds	Cost Basis	Long Term	Short Term	Total Gain/Loss
03/06/2023	 Sold USDT	12969.19	\$12,968.67	! \$12,969.90	! None	! -\$1.23	! -\$1.23


Date Acquired (Tax Lots)

! 03/06/2023	12969.19 USDT	\$12,968.67	\$12,969.90	None	-\$1.23
---	---------------	-------------	--	---------------------------------------	--

Date Sold	Event	Amount	Proceeds	Cost Basis	Long Term	Short Term	Total Gain/Loss
03/06/2023	 Sold USDT	4090.19	\$4,090.03	! \$4,090.41	! None	! -\$0.39	! -\$0.39


Date Acquired (Tax Lots)

! 03/06/2023	4090.19 USDT	\$4,090.03	\$4,090.41	None	-\$0.39
--------------	--------------	------------	------------	------	---------

Date Sold	Event	Amount	Proceeds	Cost Basis	Long Term	Short Term	Total Gain/Loss
03/06/2023	 Sold MATIC	600	\$672.60	! \$686.94	! None	! -\$14.34	! -\$14.34


Date Acquired (Tax Lots)

! 03/06/2023	600 MATIC	\$672.60	\$686.94	None	-\$14.34
--------------	-----------	----------	----------	------	----------

Date Sold	Event	Amount	Proceeds	Cost Basis	Long Term	Short Term	Total Gain/Loss
03/06/2023	 Sold MATIC	328.4	\$368.14	! \$375.99	! None	! -\$7.85	! -\$7.85


Date Acquired (Tax Lots)

! 03/06/2023	328.4 MATIC	\$368.14	\$375.99	None	-\$7.85
--------------	-------------	----------	----------	------	---------

Date Sold	Event	Amount	Proceeds	Cost Basis	Long Term	Short Term	Total Gain/Loss
03/06/2023	 Sold MATIC	661	\$741.05	! \$756.78	! None	! -\$15.73	! -\$15.73


Date Acquired (Tax Lots)

! 03/06/2023 661 MATIC \$741.05 **\$756.78** **None** **-\$15.73**

Date Sold	Event	Amount	Proceeds	Cost Basis	Long Term	Short Term	Total Gain/Loss
03/06/2023	 Sold MATIC	1949.2	\$2,188.34	! \$2,231.64	! None	! -\$43.30	! -\$43.30


Date Acquired (Tax Lots)

! 03/06/2023 1949.2 MATIC \$2,188.34 **\$2,231.64** **None** **-\$43.30**

Date Sold	Event	Amount	Proceeds	Cost Basis	Long Term	Short Term	Total Gain/Loss
03/06/2023	 Sold MATIC	600	\$672.60	! \$686.94	! None	! -\$14.34	! -\$14.34

Date Acquired (Tax Lots)


! 03/06/2023 600 MATIC \$672.60 **\$686.94** **None** **-\$14.34**

Date Sold	Event	Amount	Proceeds	Cost Basis	Long Term	Short Term	Total Gain/Loss
03/06/2023	 Sold MATIC	218.9	\$245.39	! \$250.62	! None	! -\$5.23	! -\$5.23

Date Acquired (Tax Lots)


! 03/06/2023 218.9 MATIC \$245.39 **\$250.62** **None** **-\$5.23**

Date Sold	Event	Amount	Proceeds	Cost Basis	Long Term	Short Term	Total Gain/Loss
-----------	-------	--------	----------	------------	-----------	------------	-----------------

03/06/2023	 Sold MATIC	342.1	\$383.53	! \$391.67	! None	! -\$8.14	! -\$8.14
------------	--	-------	----------	---	---	--	--


Date Acquired (Tax Lots)

! 03/06/2023	342.1 MATIC	\$383.53	\$391.67	None	-\$8.14
---	-------------	----------	---	---------------------------------------	--

Date Sold	Event	Amount	Proceeds	Cost Basis	Long Term	Short Term	Total Gain/Loss
03/06/2023	 Sold MATIC	222	\$248.91	! \$254.17	! None	! -\$5.26	! -\$5.26


Date Acquired (Tax Lots)

! 03/06/2023	222 MATIC	\$248.91	\$254.17	None	-\$5.26
---	-----------	----------	---	---------------------------------------	--

Date Sold	Event	Amount	Proceeds	Cost Basis	Long Term	Short Term	Total Gain/Loss
03/06/2023	 Sold MATIC	600	\$672.66	! \$686.94	! None	! -\$14.28	! -\$14.28


Date Acquired (Tax Lots)

! 03/06/2023	600 MATIC	\$672.66	\$686.94	None	-\$14.28
---	-----------	----------	---	---------------------------------------	---

Date Sold	Event	Amount	Proceeds	Cost Basis	Long Term	Short Term	Total Gain/Loss
03/06/2023	 Sold MATIC	341.8	\$383.16	! \$391.33	! None	! -\$8.17	! -\$8.17


Date Acquired (Tax Lots)

! 03/06/2023	341.8 MATIC	\$383.16	\$391.33	None	-\$8.17
---	-------------	----------	---	---------------------------------------	--

Date Sold	Event	Amount	Proceeds	Cost Basis	Long Term	Short Term	Total Gain/Loss
03/06/2023	 Sold MATIC	362.9	\$406.85	! \$415.48	! None	! -\$8.64	! -\$8.64


Date Acquired (Tax Lots)

! 03/06/2023	362.9 MATIC	\$406.85	\$415.48	None	-\$8.64
---	-------------	----------	---	---------------------------------------	--

Date Sold	Event	Amount	Proceeds	Cost Basis	Long Term	Short Term	Total Gain/Loss
03/06/2023	 Sold MATIC	222	\$248.88	! \$254.17	! None	! -\$5.28	! -\$5.28


Date Acquired (Tax Lots)

! 03/06/2023	222 MATIC	\$248.88	\$254.17	None	-\$5.28
---	-----------	----------	---	---------------------------------------	--

Date Sold	Event	Amount	Proceeds	Cost Basis	Long Term	Short Term	Total Gain/Loss
03/06/2023	 Sold MATIC	3551.7	\$3,981.45	! \$4,066.34	! None	! -\$84.89	! -\$84.89


Date Acquired (Tax Lots)

! 03/06/2023	3551.7 MATIC	\$3,981.45	\$4,066.34	None	-\$84.89
---	--------------	------------	---	---------------------------------------	---

Date Sold	Event	Amount	Proceeds	Cost Basis	Long Term	Short Term	Total Gain/Loss
03/11/2023	 Sold MATIC	452.9	\$476.21	! \$518.53	! None	! -\$42.32	! -\$42.32


Date Acquired (Tax Lots)

! 03/06/2023	452.9 MATIC	\$476.21	\$518.53	None	-\$42.32
---	-------------	----------	---	---------------------------------------	---

Date Sold	Event	Amount	Proceeds	Cost Basis	Long Term	Short Term	Total Gain/Loss
03/11/2023	 Sold MATIC	1020	\$1,072.49	! \$1,167.80	! None	! -\$95.30	! -\$95.30


Date Acquired (Tax Lots)

! 03/06/2023	1020 MATIC	\$1,072.49	\$1,167.80	None	-\$95.30
---	------------	------------	---	---------------------------------------	---

Date Sold	Event	Amount	Proceeds	Cost Basis	Long Term	Short Term	Total Gain/Loss
03/11/2023	 Sold MATIC	3446.9	\$3,624.29	! \$3,946.36	! None	! -\$322.06	! -\$322.06


Date Acquired (Tax Lots)

! 03/06/2023	3446.9 MATIC	\$3,624.29	\$3,946.36	None	-\$322.06
---	--------------	------------	---	---------------------------------------	--

Date Sold	Event	Amount	Proceeds	Cost Basis	Long Term	Short Term	Total Gain/Loss
03/11/2023	 Sold MATIC	80.2	\$84.33	! \$91.82	! None	! -\$7.49	! -\$7.49


Date Acquired (Tax Lots)

! 03/06/2023	80.2 MATIC	\$84.33	\$91.82	None	-\$7.49
---------------------	------------	---------	----------------	-------------	----------------

Date Sold	Event	Amount	Proceeds	Cost Basis	Long Term	Short Term	Total Gain/Loss
10/04/2023	 Converted USDC	157.64	\$157.64	! \$157.64	! \$0.00	! \$0.00	! \$0.00

Date Acquired (Tax Lots)

! 03/06/2023	157.63975 USDC	\$157.64	\$157.64	None	\$0.00
07/01/2020	0.00025 USDC	\$0.00	\$0.00	\$0.00	None

Date Sold	Event	Amount	Proceeds	Cost Basis	Long Term	Short Term	Total Gain/Loss
10/25/2023	 Sold USDC	25000	\$25,000.00	! \$25,000.00	! None	! \$0.00	! \$0.00

Date Acquired (Tax Lots)

04/04/2023	1.390371 USDC	\$1.39	\$1.39	None	\$0.00
09/06/2023	24636.000113 USDC	\$24,636.00	\$24,636.00	None	\$0.00
05/04/2023	1.65499 USDC	\$1.65	\$1.65	None	\$0.00
! 03/06/2023	352.428539 USDC	\$352.43	\$352.43	None	\$0.00
06/04/2023	1.71592 USDC	\$1.72	\$1.72	None	\$0.00
04/03/2023	1.390371 USDC	\$1.39	\$1.39	None	\$0.00

07/04/2023	1.665502 USDC	\$1.67	\$1.67	None	\$0.00
07/04/2023	1.665502 USDC	\$1.67	\$1.67	None	\$0.00
08/04/2023	1.767599 USDC	\$1.77	\$1.77	None	\$0.00
08/04/2023	1.767599 USDC	\$1.77	\$1.77	None	\$0.00
09/04/2023	1.986595 USDC	\$1.99	\$1.99	None	\$0.00
09/04/2023	1.986595 USDC	\$1.99	\$1.99	None	\$0.00