

# IRS e-file Signature Authorization

OMB No. 1545-0074

▶ ERO must obtain and retain completed Form 8879.  
▶ Go to [www.irs.gov/Form8879](http://www.irs.gov/Form8879) for the latest information.

Submission Identification Number (SID) ▶

Taxpayer's name LAXMAN PEDADA	Social security number 740-82-3011
Spouse's name SWETHA KONEPALLI POORNA CHA	Spouse's social security number 851-27-6657

**Part I Tax Return Information – Tax Year Ending December 31, 2023** (Enter year you are authorizing.)

Enter whole dollars only on lines 1 through 5.

**Note:** Form 1040-SS filers use line 4 only. Leave lines 1, 2, 3, and 5 blank.

1 Adjusted gross income . . . . .	1	354,539.
2 Total tax . . . . .	2	64,318.
3 Federal income tax withheld from Form(s) W-2 and Form(s) 1099 . . . . .	3	48,339.
4 Amount you want refunded to you . . . . .	4	
5 Amount you owe . . . . .	5	14,438.

**Part II Taxpayer Declaration and Signature Authorization (Be sure you get and keep a copy of your return)**

Under penalties of perjury, I declare that I have examined a copy of the income tax return (original or amended) I am now authorizing, and to the best of my knowledge and belief, it is true, correct, and complete. I further declare that the amounts in Part I above are the amounts from the income tax return (original or amended) I am now authorizing. I consent to allow my intermediate service provider, transmitter, or electronic return originator (ERO) to send my return to the IRS and to receive from the IRS (a) an acknowledgement of receipt or reason for rejection of the transmission, (b) the reason for any delay in processing the return or refund, and (c) the date of any refund. If applicable, I authorize the U.S. Treasury and its designated Financial Agent to initiate an ACH electronic funds withdrawal (direct debit) entry to the financial institution account indicated in the tax preparation software for payment of my federal taxes owed on this return and/or a payment of estimated tax, and the financial institution to debit the entry to this account. This authorization is to remain in full force and effect until I notify the U.S. Treasury Financial Agent to terminate the authorization. To revoke (cancel) a payment, I must contact the U.S. Treasury Financial Agent at **1-888-353-4537**. Payment cancellation requests must be received no later than 2 business days prior to the payment (settlement) date. I also authorize the financial institutions involved in the processing of the electronic payment of taxes to receive confidential information necessary to answer inquiries and resolve issues related to the payment. I further acknowledge that the personal identification number (PIN) below is my signature for the income tax return (original or amended) I am now authorizing and, if applicable, my Electronic Funds Withdrawal Consent.

**Taxpayer's PIN: check one box only**

- I authorize GLOBAL TAXES LLC to enter or generate my PIN 

2	3	0	1	1
---	---	---	---	---

 as my signature on the income tax return (original or amended) I am now authorizing.  
ERO firm name  
Enter five digits, but don't enter all zeros
- I will enter my PIN as my signature on the income tax return (original or amended) I am now authorizing. Check this box **only** if you are entering your own PIN **and** your return is filed using the Practitioner PIN method. The ERO must complete Part III below.

Your signature ▶ laxman pedada Date ▶ 04/14/2024

**Spouse's PIN: check one box only**

- I authorize GLOBAL TAXES LLC to enter or generate my PIN 

7	6	6	5	7
---	---	---	---	---

 as my signature on the income tax return (original or amended) I am now authorizing.  
ERO firm name  
Enter five digits, but don't enter all zeros
- I will enter my PIN as my signature on the income tax return (original or amended) I am now authorizing. Check this box **only** if you are entering your own PIN **and** your return is filed using the Practitioner PIN method. The ERO must complete Part III below.

Spouse's signature ▶ swetha kp Date ▶ 04/14/2024

**Practitioner PIN Method Returns Only—continue below**

**Part III Certification and Authentication – Practitioner PIN Method Only**

**ERO's EFIN/PIN.** Enter your six-digit EFIN followed by your five-digit self-selected PIN. 

2	2	2	4	9	6	0	8	2	7	1
---	---	---	---	---	---	---	---	---	---	---

  
Don't enter all zeros

I certify that the above numeric entry is my PIN, which is my signature for the electronic individual income tax return (original or amended) I am now authorized to file for tax year indicated above for the taxpayer(s) indicated above. I confirm that I am submitting this return in accordance with the requirements of the Practitioner PIN method and **Pub. 1345**, Handbook for Authorized IRS e-file Providers of Individual Income Tax Returns.

ERO's signature ▶ \_\_\_\_\_ Date ▶ \_\_\_\_\_

**ERO Must Retain This Form – See Instructions**  
**Don't Submit This Form to the IRS Unless Requested To Do So**

For the year Jan. 1–Dec. 31, 2023, or other tax year beginning , 2023, ending , 20 See separate instructions.

Your first name and middle initial LAXMAN Last name PEDADA Your social security number 740 82 3011

If joint return, spouse's first name and middle initial SWETHA Last name KONEPALLI POORNA CHA Spouse's social security number 851 27 6657

Home address (number and street). If you have a P.O. box, see instructions. 3304 EXPEDITION ST Apt. no. Presidential Election Campaign

City, town, or post office. If you have a foreign address, also complete spaces below. MARLBORO NJ 07746 Check here if you, or your spouse if filing jointly, want \$3 to go to this fund. Checking a box below will not change your tax or refund.

Foreign country name Foreign province/state/county Foreign postal code You Spouse

Filing Status Single Married filing jointly (even if only one had income) Married filing separately (MFS) Head of household (HOH) Qualifying surviving spouse (QSS)

Digital Assets At any time during 2023, did you: (a) receive (as a reward, award, or payment for property or services); or (b) sell, exchange, or otherwise dispose of a digital asset (or a financial interest in a digital asset)? (See instructions.) Yes No

Standard Deduction Someone can claim: You as a dependent Your spouse as a dependent Spouse itemizes on a separate return or you were a dual-status alien

Age/Blindness You: Were born before January 2, 1959 Are blind Spouse: Was born before January 2, 1959 Is blind

Table with 5 columns: (1) First name, Last name, (2) Social security number, (3) Relationship to you, (4) Check the box if qualifies for (see instructions): Child tax credit, Credit for other dependents. Rows include ABHIMANYU PEDADA and AAYUSHMAAN PEDADA.

Income section table with columns for line numbers (1a-1z) and amounts. Total amount from Form(s) W-2, box 1 is 415,213.

Table for tax-exempt interest, qualified dividends, IRA distributions, pensions and annuities, and social security benefits.

Table for capital gain or loss, total income, adjusted gross income, standard deduction or itemized deductions, and taxable income. Total taxable income is 326,839.

<b>Tax and Credits</b>	<b>16</b>	<b>Tax</b> (see instructions). Check if any from Form(s): 1 <input type="checkbox"/> 8814 2 <input type="checkbox"/> 4972 3 <input type="checkbox"/> _____	<b>16</b>	65,241.
	<b>17</b>	Amount from Schedule 2, line 3	<b>17</b>	
	<b>18</b>	Add lines 16 and 17	<b>18</b>	65,241.
	<b>19</b>	Child tax credit or credit for other dependents from Schedule 8812	<b>19</b>	2,500.
	<b>20</b>	Amount from Schedule 3, line 8	<b>20</b>	
	<b>21</b>	Add lines 19 and 20	<b>21</b>	2,500.
	<b>22</b>	Subtract line 21 from line 18. If zero or less, enter -0-	<b>22</b>	62,741.
	<b>23</b>	Other taxes, including self-employment tax, from Schedule 2, line 21	<b>23</b>	1,577.
<b>24</b>	Add lines 22 and 23. This is your <b>total tax</b>	<b>24</b>	64,318.	

<b>Payments</b>	<b>25</b>	Federal income tax withheld from:		
	<b>a</b>	Form(s) W-2	<b>25a</b>	48,036.
	<b>b</b>	Form(s) 1099	<b>25b</b>	
	<b>c</b>	Other forms (see instructions)	<b>25c</b>	303.
	<b>d</b>	Add lines 25a through 25c	<b>25d</b>	48,339.
	<b>26</b>	2023 estimated tax payments and amount applied from 2022 return	<b>26</b>	
	<b>27</b>	Earned income credit (EIC) <input type="checkbox"/> <b>NO</b>	<b>27</b>	
	<b>28</b>	Additional child tax credit from Schedule 8812	<b>28</b>	
	<b>29</b>	American opportunity credit from Form 8863, line 8	<b>29</b>	
	<b>30</b>	Reserved for future use	<b>30</b>	
	<b>31</b>	Amount from Schedule 3, line 15	<b>31</b>	1,931.
<b>32</b>	Add lines 27, 28, 29, and 31. These are your <b>total other payments and refundable credits</b>	<b>32</b>	1,931.	
<b>33</b>	Add lines 25d, 26, and 32. These are your <b>total payments</b>	<b>33</b>	50,270.	

<b>Refund</b>	<b>34</b>	If line 33 is more than line 24, subtract line 24 from line 33. This is the amount you <b>overpaid</b>	<b>34</b>															
	<b>35a</b>	Amount of line 34 you want <b>refunded to you</b> . If Form 8888 is attached, check here <input type="checkbox"/>	<b>35a</b>															
	<b>b</b>	Routing number <table border="1" style="display: inline-table; border-collapse: collapse;"><tr><td>X</td><td>X</td><td>X</td><td>X</td><td>X</td><td>X</td><td>X</td><td>X</td><td>X</td></tr></table> <b>c</b> Type: <input type="checkbox"/> Checking <input type="checkbox"/> Savings	X	X	X	X	X	X	X	X	X							
	X	X	X	X	X	X	X	X	X									
<b>d</b>	Account number <table border="1" style="display: inline-table; border-collapse: collapse;"><tr><td>X</td><td>X</td><td>X</td><td>X</td><td>X</td><td>X</td><td>X</td><td>X</td><td>X</td><td>X</td><td>X</td><td>X</td><td>X</td><td>X</td><td>X</td></tr></table>	X	X	X	X	X	X	X	X	X	X	X	X	X	X	X		
X	X	X	X	X	X	X	X	X	X	X	X	X	X	X				
<b>36</b>	Amount of line 34 you want <b>applied to your 2024 estimated tax</b>	<b>36</b>																

<b>Amount You Owe</b>	<b>37</b>	Subtract line 33 from line 24. This is the <b>amount you owe</b> . For details on how to pay, go to <a href="http://www.irs.gov/Payments">www.irs.gov/Payments</a> or see instructions	<b>37</b>	14,438.
	<b>38</b>	Estimated tax penalty (see instructions)	<b>38</b>	390.

**Third Party Designee** Do you want to allow another person to discuss this return with the IRS? See instructions  **Yes**. Complete below.  **No**

Designee's name	Phone no.	Personal identification number (PIN)
-----------------	-----------	--------------------------------------

**Sign Here** Under penalties of perjury, I declare that I have examined this return and accompanying schedules and statements, and to the best of my knowledge and belief, they are true, correct, and complete. Declaration of preparer (other than taxpayer) is based on all information of which preparer has any knowledge.

Your signature	Date	Your occupation IT SERVICES	If the IRS sent you an Identity Protection PIN, enter it here (see inst.)
Spouse's signature. If a joint return, <b>both</b> must sign.	Date	Spouse's occupation IT SERVICES	If the IRS sent your spouse an Identity Protection PIN, enter it here (see inst.)
Phone no. (732) 781-8056	Email address LAXMAN.PEDADA@GMAIL.COM		

**Paid Preparer Use Only**

Preparer's name SYAM PRIYA RAM SAGAR GUPTA	Preparer's signature SYAM PRIYA RAM SAGAR GUPTA	Date 04/15/2024	PTIN P02082703	Check if: <input type="checkbox"/> Self-employed
Firm's name GLOBAL TAXES LLC	Firm's address 245 ROONEY CT E BRUNSWICK NJ 08816			Phone no. (678) 965-9522
				Firm's EIN 84-3171965

**SCHEDULE 1  
(Form 1040)**

Department of the Treasury  
Internal Revenue Service

**Additional Income and Adjustments to Income**

Attach to Form 1040, 1040-SR, or 1040-NR.

Go to [www.irs.gov/Form1040](http://www.irs.gov/Form1040) for instructions and the latest information.

OMB No. 1545-0074

**2023**

Attachment  
Sequence No. **01**

Name(s) shown on Form 1040, 1040-SR, or 1040-NR

LAXMAN PEDADA & SWETHA KONEPALLI POORNA CHA

Your social security number

740-82-3011

**Part I Additional Income**

<b>1</b>	Taxable refunds, credits, or offsets of state and local income taxes . . . . .	<b>1</b>	
<b>2a</b>	Alimony received . . . . .	<b>2a</b>	
<b>b</b>	Date of original divorce or separation agreement (see instructions): _____		
<b>3</b>	Business income or (loss). Attach Schedule C . . . . .	<b>3</b>	-118,414.
<b>4</b>	Other gains or (losses). Attach Form 4797 . . . . .	<b>4</b>	
<b>5</b>	Rental real estate, royalties, partnerships, S corporations, trusts, etc. Attach Schedule E . . . . .	<b>5</b>	57,740.
<b>6</b>	Farm income or (loss). Attach Schedule F . . . . .	<b>6</b>	
<b>7</b>	Unemployment compensation . . . . .	<b>7</b>	
<b>8</b>	Other income:		
<b>a</b>	Net operating loss . . . . .	<b>8a</b>	( )
<b>b</b>	Gambling . . . . .	<b>8b</b>	
<b>c</b>	Cancellation of debt . . . . .	<b>8c</b>	
<b>d</b>	Foreign earned income exclusion from Form 2555 . . . . .	<b>8d</b>	( )
<b>e</b>	Income from Form 8853 . . . . .	<b>8e</b>	
<b>f</b>	Income from Form 8889 . . . . .	<b>8f</b>	
<b>g</b>	Alaska Permanent Fund dividends . . . . .	<b>8g</b>	
<b>h</b>	Jury duty pay . . . . .	<b>8h</b>	
<b>i</b>	Prizes and awards . . . . .	<b>8i</b>	
<b>j</b>	Activity not engaged in for profit income . . . . .	<b>8j</b>	
<b>k</b>	Stock options . . . . .	<b>8k</b>	
<b>l</b>	Income from the rental of personal property if you engaged in the rental for profit but were not in the business of renting such property . . . . .	<b>8l</b>	
<b>m</b>	Olympic and Paralympic medals and USOC prize money (see instructions) . . . . .	<b>8m</b>	
<b>n</b>	Section 951(a) inclusion (see instructions) . . . . .	<b>8n</b>	
<b>o</b>	Section 951A(a) inclusion (see instructions) . . . . .	<b>8o</b>	
<b>p</b>	Section 461(l) excess business loss adjustment . . . . .	<b>8p</b>	
<b>q</b>	Taxable distributions from an ABLÉ account (see instructions) . . . . .	<b>8q</b>	
<b>r</b>	Scholarship and fellowship grants not reported on Form W-2 . . . . .	<b>8r</b>	
<b>s</b>	Nontaxable amount of Medicaid waiver payments included on Form 1040, line 1a or 1d . . . . .	<b>8s</b>	( )
<b>t</b>	Pension or annuity from a nonqualified deferred compensation plan or a nongovernmental section 457 plan . . . . .	<b>8t</b>	
<b>u</b>	Wages earned while incarcerated . . . . .	<b>8u</b>	
<b>z</b>	Other income. List type and amount: _____	<b>8z</b>	
<b>9</b>	Total other income. Add lines 8a through 8z . . . . .	<b>9</b>	
<b>10</b>	Combine lines 1 through 7 and 9. This is your <b>additional income</b> . Enter here and on Form 1040, 1040-SR, or 1040-NR, line 8 . . . . .	<b>10</b>	-60,674.

For Paperwork Reduction Act Notice, see your tax return instructions.

Schedule 1 (Form 1040) 2023

**Part II Adjustments to Income**

<b>11</b>	Educator expenses . . . . .		<b>11</b>
<b>12</b>	Certain business expenses of reservists, performing artists, and fee-basis government officials. Attach Form 2106 . . . . .		<b>12</b>
<b>13</b>	Health savings account deduction. Attach Form 8889 . . . . .		<b>13</b>
<b>14</b>	Moving expenses for members of the Armed Forces. Attach Form 3903 . . . . .		<b>14</b>
<b>15</b>	Deductible part of self-employment tax. Attach Schedule SE . . . . .		<b>15</b>
<b>16</b>	Self-employed SEP, SIMPLE, and qualified plans . . . . .		<b>16</b>
<b>17</b>	Self-employed health insurance deduction . . . . .		<b>17</b>
<b>18</b>	Penalty on early withdrawal of savings . . . . .		<b>18</b>
<b>19a</b>	Alimony paid . . . . .		<b>19a</b>
<b>b</b>	Recipient's SSN . . . . .		
<b>c</b>	Date of original divorce or separation agreement (see instructions): _____		
<b>20</b>	IRA deduction . . . . .		<b>20</b>
<b>21</b>	Student loan interest deduction . . . . .		<b>21</b>
<b>22</b>	Reserved for future use . . . . .		<b>22</b>
<b>23</b>	Archer MSA deduction . . . . .		<b>23</b>
<b>24</b>	Other adjustments:		
<b>a</b>	Jury duty pay (see instructions) . . . . .	<b>24a</b>	
<b>b</b>	Deductible expenses related to income reported on line 8l from the rental of personal property engaged in for profit . . . . .	<b>24b</b>	
<b>c</b>	Nontaxable amount of the value of Olympic and Paralympic medals and USOC prize money reported on line 8m . . . . .	<b>24c</b>	
<b>d</b>	Reforestation amortization and expenses . . . . .	<b>24d</b>	
<b>e</b>	Repayment of supplemental unemployment benefits under the Trade Act of 1974 . . . . .	<b>24e</b>	
<b>f</b>	Contributions to section 501(c)(18)(D) pension plans . . . . .	<b>24f</b>	
<b>g</b>	Contributions by certain chaplains to section 403(b) plans . . . . .	<b>24g</b>	
<b>h</b>	Attorney fees and court costs for actions involving certain unlawful discrimination claims (see instructions) . . . . .	<b>24h</b>	
<b>i</b>	Attorney fees and court costs you paid in connection with an award from the IRS for information you provided that helped the IRS detect tax law violations . . . . .	<b>24i</b>	
<b>j</b>	Housing deduction from Form 2555 . . . . .	<b>24j</b>	
<b>k</b>	Excess deductions of section 67(e) expenses from Schedule K-1 (Form 1041) . . . . .	<b>24k</b>	
<b>z</b>	Other adjustments. List type and amount: _____	<b>24z</b>	
<b>25</b>	Total other adjustments. Add lines 24a through 24z . . . . .		<b>25</b>
<b>26</b>	Add lines 11 through 23 and 25. These are your <b>adjustments to income</b> . Enter here and on Form 1040, 1040-SR, or 1040-NR, line 10 . . . . .		<b>26</b>

**SCHEDULE 2  
(Form 1040)**

Department of the Treasury  
Internal Revenue Service

**Additional Taxes**

Attach to Form 1040, 1040-SR, or 1040-NR.  
Go to [www.irs.gov/Form1040](http://www.irs.gov/Form1040) for instructions and the latest information.

OMB No. 1545-0074

**2023**  
Attachment  
Sequence No. **02**

Name(s) shown on Form 1040, 1040-SR, or 1040-NR

LAXMAN PEDADA & SWETHA KONEPALLI POORNA CHA

Your social security number

740-82-3011

**Part I Tax**

<b>1</b>	Alternative minimum tax. Attach Form 6251 . . . . .	<b>1</b>	
<b>2</b>	Excess advance premium tax credit repayment. Attach Form 8962 . . . . .	<b>2</b>	
<b>3</b>	Add lines 1 and 2. Enter here and on Form 1040, 1040-SR, or 1040-NR, line 17 . . . . .	<b>3</b>	

**Part II Other Taxes**

<b>4</b>	Self-employment tax. Attach Schedule SE . . . . .	<b>4</b>	
<b>5</b>	Social security and Medicare tax on unreported tip income. Attach Form 4137 . . . . .	<b>5</b>	
<b>6</b>	Uncollected social security and Medicare tax on wages. Attach Form 8919 . . . . .	<b>6</b>	
<b>7</b>	Total additional social security and Medicare tax. Add lines 5 and 6 . . . . .	<b>7</b>	
<b>8</b>	Additional tax on IRAs or other tax-favored accounts. Attach Form 5329 if required. If not required, check here . . . . . <input type="checkbox"/>	<b>8</b>	
<b>9</b>	Household employment taxes. Attach Schedule H . . . . .	<b>9</b>	
<b>10</b>	Repayment of first-time homebuyer credit. Attach Form 5405 if required . . . . .	<b>10</b>	
<b>11</b>	Additional Medicare Tax. Attach Form 8959 . . . . .	<b>11</b>	1,576.
<b>12</b>	Net investment income tax. Attach Form 8960 . . . . .	<b>12</b>	1.
<b>13</b>	Uncollected social security and Medicare or RRTA tax on tips or group-term life insurance from Form W-2, box 12 . . . . .	<b>13</b>	
<b>14</b>	Interest on tax due on installment income from the sale of certain residential lots and timeshares . . . . .	<b>14</b>	
<b>15</b>	Interest on the deferred tax on gain from certain installment sales with a sales price over \$150,000 . . . . .	<b>15</b>	
<b>16</b>	Recapture of low-income housing credit. Attach Form 8611 . . . . .	<b>16</b>	

(continued on page 2)

**Part II Other Taxes** *(continued)*

<b>17</b>	Other additional taxes:		
<b>a</b>	Recapture of other credits. List type, form number, and amount: _____	<b>17a</b>	
<b>b</b>	Recapture of federal mortgage subsidy, if you sold your home see instructions . . . . .	<b>17b</b>	
<b>c</b>	Additional tax on HSA distributions. Attach Form 8889 . . . . .	<b>17c</b>	
<b>d</b>	Additional tax on an HSA because you didn't remain an eligible individual. Attach Form 8889 . . . . .	<b>17d</b>	
<b>e</b>	Additional tax on Archer MSA distributions. Attach Form 8853 . . . . .	<b>17e</b>	
<b>f</b>	Additional tax on Medicare Advantage MSA distributions. Attach Form 8853 . . . . .	<b>17f</b>	
<b>g</b>	Recapture of a charitable contribution deduction related to a fractional interest in tangible personal property . . . . .	<b>17g</b>	
<b>h</b>	Income you received from a nonqualified deferred compensation plan that fails to meet the requirements of section 409A . . . . .	<b>17h</b>	
<b>i</b>	Compensation you received from a nonqualified deferred compensation plan described in section 457A . . . . .	<b>17i</b>	
<b>j</b>	Section 72(m)(5) excess benefits tax . . . . .	<b>17j</b>	
<b>k</b>	Golden parachute payments . . . . .	<b>17k</b>	
<b>l</b>	Tax on accumulation distribution of trusts . . . . .	<b>17l</b>	
<b>m</b>	Excise tax on insider stock compensation from an expatriated corporation . . . . .	<b>17m</b>	
<b>n</b>	Look-back interest under section 167(g) or 460(b) from Form 8697 or 8866 . . . . .	<b>17n</b>	
<b>o</b>	Tax on non-effectively connected income for any part of the year you were a nonresident alien from Form 1040-NR . . . . .	<b>17o</b>	
<b>p</b>	Any interest from Form 8621, line 16f, relating to distributions from, and dispositions of, stock of a section 1291 fund . . . . .	<b>17p</b>	
<b>q</b>	Any interest from Form 8621, line 24 . . . . .	<b>17q</b>	
<b>z</b>	Any other taxes. List type and amount: _____	<b>17z</b>	
<b>18</b>	Total additional taxes. Add lines 17a through 17z . . . . .		<b>18</b>
<b>19</b>	Reserved for future use . . . . .		<b>19</b>
<b>20</b>	Section 965 net tax liability installment from Form 965-A . . . . .	<b>20</b>	
<b>21</b>	Add lines 4, 7 through 16, and 18. These are your <b>total other taxes</b> . Enter here and on Form 1040 or 1040-SR, line 23, or Form 1040-NR, line 23b . . . . .		<b>21</b>
			1,577.

**SCHEDULE 3  
(Form 1040)**

Department of the Treasury  
Internal Revenue Service

**Additional Credits and Payments**

Attach to Form 1040, 1040-SR, or 1040-NR.  
Go to [www.irs.gov/Form1040](http://www.irs.gov/Form1040) for instructions and the latest information.

OMB No. 1545-0074

**2023**  
Attachment  
Sequence No. **03**

Name(s) shown on Form 1040, 1040-SR, or 1040-NR

LAXMAN PEDADA & SWETHA KONEPALLI POORNA CHA

Your social security number

740-82-3011

**Part I Nonrefundable Credits**

<b>1</b>	Foreign tax credit. Attach Form 1116 if required . . . . .	<b>1</b>	
<b>2</b>	Credit for child and dependent care expenses from Form 2441, line 11. Attach Form 2441 . . . . .	<b>2</b>	
<b>3</b>	Education credits from Form 8863, line 19 . . . . .	<b>3</b>	
<b>4</b>	Retirement savings contributions credit. Attach Form 8880 . . . . .	<b>4</b>	
<b>5a</b>	Residential clean energy credit from Form 5695, line 15 . . . . .	<b>5a</b>	
<b>b</b>	Energy efficient home improvement credit from Form 5695, line 32 . . . . .	<b>5b</b>	
<b>6</b>	Other nonrefundable credits:		
<b>a</b>	General business credit. Attach Form 3800 . . . . .	<b>6a</b>	
<b>b</b>	Credit for prior year minimum tax. Attach Form 8801 . . . . .	<b>6b</b>	
<b>c</b>	Adoption credit. Attach Form 8839 . . . . .	<b>6c</b>	
<b>d</b>	Credit for the elderly or disabled. Attach Schedule R . . . . .	<b>6d</b>	
<b>e</b>	Reserved for future use . . . . .	<b>6e</b>	
<b>f</b>	Clean vehicle credit. Attach Form 8936 . . . . .	<b>6f</b>	
<b>g</b>	Mortgage interest credit. Attach Form 8396 . . . . .	<b>6g</b>	
<b>h</b>	District of Columbia first-time homebuyer credit. Attach Form 8859 . . . . .	<b>6h</b>	
<b>i</b>	Qualified electric vehicle credit. Attach Form 8834 . . . . .	<b>6i</b>	
<b>j</b>	Alternative fuel vehicle refueling property credit. Attach Form 8911 . . . . .	<b>6j</b>	
<b>k</b>	Credit to holders of tax credit bonds. Attach Form 8912 . . . . .	<b>6k</b>	
<b>l</b>	Amount on Form 8978, line 14. See instructions . . . . .	<b>6l</b>	
<b>m</b>	Credit for previously owned clean vehicles. Attach Form 8936 . . . . .	<b>6m</b>	
<b>z</b>	Other nonrefundable credits. List type and amount: _____ _____	<b>6z</b>	
<b>7</b>	Total other nonrefundable credits. Add lines 6a through 6z . . . . .	<b>7</b>	
<b>8</b>	Add lines 1 through 4, 5a, 5b, and 7. Enter here and on Form 1040, 1040-SR, or 1040-NR, line 20 . . . . .	<b>8</b>	

(continued on page 2)



**Part II Other Payments and Refundable Credits**

<b>9</b>	Net premium tax credit. Attach Form 8962 . . . . .		<b>9</b>	
<b>10</b>	Amount paid with request for extension to file (see instructions) . . . . .		<b>10</b>	
<b>11</b>	Excess social security and tier 1 RRTA tax withheld . . . . .		<b>11</b>	1,931.
<b>12</b>	Credit for federal tax on fuels. Attach Form 4136 . . . . .		<b>12</b>	
<b>13</b>	Other payments or refundable credits:			
<b>a</b>	Form 2439 . . . . .	<b>13a</b>		
<b>b</b>	Credit for repayment of amounts included in income from earlier years . . . . .	<b>13b</b>		
<b>c</b>	Elective payment election amount from Form 3800, Part III, line 6, column (i) . . . . .	<b>13c</b>		
<b>d</b>	Deferred amount of net 965 tax liability (see instructions) . . . . .	<b>13d</b>		
<b>z</b>	Other payments or refundable credits. List type and amount: _____	<b>13z</b>		
<b>14</b>	Total other payments or refundable credits. Add lines 13a through 13z . . . . .		<b>14</b>	
<b>15</b>	Add lines 9 through 12 and 14. Enter here and on Form 1040, 1040-SR, or 1040-NR, line 31 . . . . .		<b>15</b>	1,931.

**SCHEDULE C  
(Form 1040)**

**Profit or Loss From Business  
(Sole Proprietorship)**

OMB No. 1545-0074

**2023**

Attachment  
Sequence No. **09**

Department of the Treasury  
Internal Revenue Service

**Attach to Form 1040, 1040-SR, 1040-SS, 1040-NR, or 1041; partnerships must generally file Form 1065.  
Go to [www.irs.gov/ScheduleC](http://www.irs.gov/ScheduleC) for instructions and the latest information.**

Name of proprietor SWETHA KONEPALLI POORNA CHA		Social security number (SSN) 851-27-6657
<b>A</b> Principal business or profession, including product or service (see instructions) IT SERVICES	<b>B</b> Enter code from instructions 5 1 8 2 1 0	
<b>C</b> Business name. If no separate business name, leave blank.	<b>D</b> Employer ID number (EIN) (see instr.)	
<b>E</b> Business address (including suite or room no.) 3304 EXPEDITION ST City, town or post office, state, and ZIP code MARLBORO, NJ 07746		
<b>F</b> Accounting method: (1) <input type="checkbox"/> Cash (2) <input checked="" type="checkbox"/> Accrual (3) <input type="checkbox"/> Other (specify) _____		
<b>G</b> Did you "materially participate" in the operation of this business during 2023? If "No," see instructions for limit on losses <input checked="" type="checkbox"/> Yes <input type="checkbox"/> No		
<b>H</b> If you started or acquired this business during 2023, check here <input type="checkbox"/>		
<b>I</b> Did you make any payments in 2023 that would require you to file Form(s) 1099? See instructions <input type="checkbox"/> Yes <input checked="" type="checkbox"/> No		
<b>J</b> If "Yes," did you or will you file required Form(s) 1099? <input type="checkbox"/> Yes <input type="checkbox"/> No		

**Part I Income**

<b>1</b> Gross receipts or sales. See instructions for line 1 and check the box if this income was reported to you on Form W-2 and the "Statutory employee" box on that form was checked <input type="checkbox"/>	<b>1</b>	
<b>2</b> Returns and allowances	<b>2</b>	
<b>3</b> Subtract line 2 from line 1	<b>3</b>	
<b>4</b> Cost of goods sold (from line 42)	<b>4</b>	
<b>5</b> <b>Gross profit.</b> Subtract line 4 from line 3	<b>5</b>	
<b>6</b> Other income, including federal and state gasoline or fuel tax credit or refund (see instructions)	<b>6</b>	
<b>7</b> <b>Gross income.</b> Add lines 5 and 6	<b>7</b>	

**Part II Expenses.** Enter expenses for business use of your home **only** on line 30.

<b>8</b> Advertising	<b>8</b>		<b>18</b> Office expense (see instructions)	<b>18</b>	
<b>9</b> Car and truck expenses (see instructions)	<b>9</b>	6,194.	<b>19</b> Pension and profit-sharing plans	<b>19</b>	
<b>10</b> Commissions and fees	<b>10</b>		<b>20</b> Rent or lease (see instructions):		
<b>11</b> Contract labor (see instructions)	<b>11</b>		<b>a</b> Vehicles, machinery, and equipment	<b>20a</b>	
<b>12</b> Depletion	<b>12</b>		<b>b</b> Other business property	<b>20b</b>	7,420.
<b>13</b> Depreciation and section 179 expense deduction (not included in Part III) (see instructions)	<b>13</b>		<b>21</b> Repairs and maintenance	<b>21</b>	1,870.
<b>14</b> Employee benefit programs (other than on line 19)	<b>14</b>		<b>22</b> Supplies (not included in Part III)	<b>22</b>	
<b>15</b> Insurance (other than health)	<b>15</b>		<b>23</b> Taxes and licenses	<b>23</b>	
<b>16</b> Interest (see instructions):			<b>24</b> Travel and meals:		
<b>a</b> Mortgage (paid to banks, etc.)	<b>16a</b>		<b>a</b> Travel	<b>24a</b>	6,450.
<b>b</b> Other	<b>16b</b>		<b>b</b> Deductible meals (see instructions)	<b>24b</b>	2,400.
<b>17</b> Legal and professional services	<b>17</b>		<b>25</b> Utilities	<b>25</b>	4,080.
<b>28</b> <b>Total expenses</b> before expenses for business use of home. Add lines 8 through 27b	<b>28</b>		<b>26</b> Wages (less employment credits)	<b>26</b>	
<b>29</b> Tentative profit or (loss). Subtract line 28 from line 7	<b>29</b>		<b>27a</b> Other expenses (from line 48)	<b>27a</b>	90,000.
<b>30</b> Expenses for business use of your home. Do not report these expenses elsewhere. Attach Form 8829 unless using the simplified method. See instructions. <b>Simplified method filers only:</b> Enter the total square footage of (a) your home: _____ and (b) the part of your home used for business: _____. Use the Simplified Method Worksheet in the instructions to figure the amount to enter on line 30	<b>30</b>		<b>b</b> Energy efficient commercial bldgs deduction (attach Form 7205)	<b>27b</b>	
<b>31</b> <b>Net profit or (loss).</b> Subtract line 30 from line 29. • If a profit, enter on both <b>Schedule 1 (Form 1040), line 3</b> , and on <b>Schedule SE, line 2</b> . (If you checked the box on line 1, see instructions.) Estates and trusts, enter on <b>Form 1041, line 3</b> . • If a loss, you <b>must</b> go to line 32.	<b>31</b>				-118,414.
<b>32</b> If you have a loss, check the box that describes your investment in this activity. See instructions. • If you checked 32a, enter the loss on both <b>Schedule 1 (Form 1040), line 3</b> , and on <b>Schedule SE, line 2</b> . (If you checked the box on line 1, see the line 31 instructions.) Estates and trusts, enter on <b>Form 1041, line 3</b> . • If you checked 32b, you <b>must</b> attach <b>Form 6198</b> . Your loss may be limited.			<b>32a</b> <input checked="" type="checkbox"/> All investment is at risk.		
			<b>32b</b> <input type="checkbox"/> Some investment is not at risk.		

**Part III Cost of Goods Sold** (see instructions)

**33** Method(s) used to value closing inventory:    **a**  Cost    **b**  Lower of cost or market    **c**  Other (attach explanation)

**34** Was there any change in determining quantities, costs, or valuations between opening and closing inventory?  
If "Yes," attach explanation . . . . .  **Yes**     **No**

<b>35</b> Inventory at beginning of year. If different from last year's closing inventory, attach explanation . . .	<b>35</b>	
<b>36</b> Purchases less cost of items withdrawn for personal use . . . . .	<b>36</b>	
<b>37</b> Cost of labor. Do not include any amounts paid to yourself . . . . .	<b>37</b>	
<b>38</b> Materials and supplies . . . . .	<b>38</b>	
<b>39</b> Other costs . . . . .	<b>39</b>	
<b>40</b> Add lines 35 through 39 . . . . .	<b>40</b>	
<b>41</b> Inventory at end of year . . . . .	<b>41</b>	
<b>42</b> <b>Cost of goods sold.</b> Subtract line 41 from line 40. Enter the result here and on line 4 . . . . .	<b>42</b>	

**Part IV Information on Your Vehicle.** Complete this part **only** if you are claiming car or truck expenses on line 9 and are not required to file Form 4562 for this business. See the instructions for line 13 to find out if you must file Form 4562.

**43** When did you place your vehicle in service for business purposes? (month/day/year) 07/07/2014

**44** Of the total number of miles you drove your vehicle during 2023, enter the number of miles you used your vehicle for:

**a** Business 9,456    **b** Commuting (see instructions) \_\_\_\_\_    **c** Other 3,994

**45** Was your vehicle available for personal use during off-duty hours? . . . . .  **Yes**     **No**

**46** Do you (or your spouse) have another vehicle available for personal use?. . . . .  **Yes**     **No**

**47a** Do you have evidence to support your deduction? . . . . .  **Yes**     **No**

**b** If "Yes," is the evidence written? . . . . .  **Yes**     **No**

**Part V Other Expenses.** List below business expenses not included on lines 8–26, line 27b, or line 30.

<u>back office expenses</u>		90,000.
<b>48</b> <b>Total other expenses.</b> Enter here and on line 27a . . . . .	<b>48</b>	90,000.

Name(s) shown on return. Do not enter name and social security number if shown on other side. **Your social security number**  
 LAXMAN PEDADA & SWETHA KONEPALLI POORNA CHA 740-82-3011

**Caution:** The IRS compares amounts reported on your tax return with amounts shown on Schedule(s) K-1.

**Part II Income or Loss From Partnerships and S Corporations**

**Note:** If you report a loss, receive a distribution, dispose of stock, or receive a loan repayment from an S corporation, you **must** check the box in column (e) on line 28 and attach the required basis computation. If you report a loss from an at-risk activity for which **any** amount is **not** at risk, you **must** check the box in column (f) on line 28 and attach **Form 6198**. See instructions.

**27** Are you reporting any loss not allowed in a prior year due to the at-risk or basis limitations, a prior year unallowed loss from a passive activity (if that loss was not reported on Form 8582), or unreimbursed partnership expenses? If you answered "Yes," see instructions before completing this section  Yes  No

<b>28</b>	(a) Name	(b) Enter P for partnership; S for S corporation	(c) Check if foreign partnership	(d) Employer identification number	(e) Check if basis computation is required	(f) Check if any amount is not at risk
<b>A</b>	STERLING SWARNABHUMI LLC	P	<input type="checkbox"/>	88-3807126	<input type="checkbox"/>	<input type="checkbox"/>
<b>B</b>	BINTECH GROUP LLC	P	<input type="checkbox"/>	85-4332721	<input type="checkbox"/>	<input type="checkbox"/>
<b>C</b>			<input type="checkbox"/>		<input type="checkbox"/>	<input type="checkbox"/>
<b>D</b>			<input type="checkbox"/>		<input type="checkbox"/>	<input type="checkbox"/>

<b>Passive Income and Loss</b>		<b>Nonpassive Income and Loss</b>			
	(g) Passive loss allowed (attach Form 8582 if required)	(h) Passive income from Schedule K-1	(i) Nonpassive loss allowed (see Schedule K-1)	(j) Section 179 expense deduction from Form 4562	(k) Nonpassive income from Schedule K-1
<b>A</b>		16.			
<b>B</b>					57,724.
<b>C</b>					
<b>D</b>					
<b>29a</b>	Totals	16.			57,724.
<b>b</b>	Totals				
<b>30</b>	Add columns (h) and (k) of line 29a				<b>30</b> 57,740.
<b>31</b>	Add columns (g), (i), and (j) of line 29b				<b>31</b> ( )
<b>32</b>	<b>Total partnership and S corporation income or (loss).</b> Combine lines 30 and 31				<b>32</b> 57,740.

**Part III Income or Loss From Estates and Trusts**

<b>33</b>	(a) Name	(b) Employer identification number
<b>A</b>		
<b>B</b>		

<b>Passive Income and Loss</b>		<b>Nonpassive Income and Loss</b>	
	(c) Passive deduction or loss allowed (attach Form 8582 if required)	(d) Passive income from Schedule K-1	(f) Other income from Schedule K-1
<b>A</b>			
<b>B</b>			
<b>34a</b>	Totals		
<b>b</b>	Totals		
<b>35</b>	Add columns (d) and (f) of line 34a		<b>35</b>
<b>36</b>	Add columns (c) and (e) of line 34b		<b>36</b> ( )
<b>37</b>	<b>Total estate and trust income or (loss).</b> Combine lines 35 and 36		<b>37</b>

**Part IV Income or Loss From Real Estate Mortgage Investment Conduits (REMICs)—Residual Holder**

<b>38</b>	(a) Name	(b) Employer identification number	(c) Excess inclusion from Schedules Q, line 2c (see instructions)	(d) Taxable income (net loss) from Schedules Q, line 1b	(e) Income from Schedules Q, line 3b
<b>39</b>	Combine columns (d) and (e) only. Enter the result here and include in the total on line 41 below				<b>39</b>

**Part V Summary**

<b>40</b>	Net farm rental income or (loss) from Form 4835. Also, complete line 42 below	<b>40</b>	
<b>41</b>	<b>Total income or (loss).</b> Combine lines 26, 32, 37, 39, and 40. Enter the result here and on Schedule 1 (Form 1040), line 5	<b>41</b>	57,740.
<b>42</b>	<b>Reconciliation of farming and fishing income.</b> Enter your gross farming and fishing income reported on Form 4835, line 7; Schedule K-1 (Form 1065), box 14, code B; Schedule K-1 (Form 1120-S), box 17, code AN; and Schedule K-1 (Form 1041), box 14, code F. See instructions	<b>42</b>	
<b>43</b>	<b>Reconciliation for real estate professionals.</b> If you were a real estate professional (see instructions), enter the net income or (loss) you reported anywhere on Form 1040, Form 1040-SR, or Form 1040-NR from all rental real estate activities in which you materially participated under the passive activity loss rules	<b>43</b>	

**SCHEDULE 8812  
(Form 1040)**

**Credits for Qualifying Children  
and Other Dependents**

OMB No. 1545-0074

**2023**

Attachment  
Sequence No. **47**

Department of the Treasury  
Internal Revenue Service

Attach to Form 1040, 1040-SR, or 1040-NR.

Go to [www.irs.gov/Schedule8812](http://www.irs.gov/Schedule8812) for instructions and the latest information.

Name(s) shown on return

Your social security number

LAXMAN PEDADA & SWETHA KONEPALLI POORNA CHA

740-82-3011

**Part I Child Tax Credit and Credit for Other Dependents**

<b>1</b>	Enter the amount from line 11 of your Form 1040, 1040-SR, or 1040-NR . . . . .		<b>1</b>	354,539.
<b>2a</b>	Enter income from Puerto Rico that you excluded . . . . .	<b>2a</b>		
<b>b</b>	Enter the amounts from lines 45 and 50 of your Form 2555 . . . . .	<b>2b</b>	0.	
<b>c</b>	Enter the amount from line 15 of your Form 4563 . . . . .	<b>2c</b>		
<b>d</b>	Add lines 2a through 2c . . . . .	<b>2d</b>	0.	
<b>3</b>	Add lines 1 and 2d . . . . .	<b>3</b>	354,539.	
<b>4</b>	Number of qualifying children under age 17 with the required social security number . . . . .	<b>4</b>	1	
<b>5</b>	Multiply line 4 by \$2,000 . . . . .	<b>5</b>	2,000.	
<b>6</b>	Number of other dependents, including any qualifying children who are not under age 17 or who do not have the required social security number . . . . .	<b>6</b>	1	
<b>Caution:</b> Do not include yourself, your spouse, or anyone who is not a U.S. citizen, U.S. national, or U.S. resident alien. Also, do not include anyone you included on line 4.				
<b>7</b>	Multiply line 6 by \$500 . . . . .	<b>7</b>	500.	
<b>8</b>	Add lines 5 and 7 . . . . .	<b>8</b>	2,500.	
<b>9</b>	Enter the amount shown below for your filing status. • Married filing jointly—\$400,000 } • All other filing statuses—\$200,000 }	<b>9</b>	400,000.	
<b>10</b>	Subtract line 9 from line 3. • If zero or less, enter -0-. • If more than zero and not a multiple of \$1,000, enter the next multiple of \$1,000. For example, if the result is \$425, enter \$1,000; if the result is \$1,025, enter \$2,000, etc. }	<b>10</b>	0.	
<b>11</b>	Multiply line 10 by 5% (0.05) . . . . .	<b>11</b>	0.	
<b>12</b>	Is the amount on line 8 more than the amount on line 11? . . . . .	<b>12</b>	2,500.	
<input type="checkbox"/> <b>No. STOP.</b> You cannot take the child tax credit, credit for other dependents, or additional child tax credit. Skip Parts II-A and II-B. Enter -0- on lines 14 and 27.				
<input checked="" type="checkbox"/> <b>Yes.</b> Subtract line 11 from line 8. Enter the result.				
<b>13</b>	Enter the amount from <b>Credit Limit Worksheet A</b> . . . . .	<b>13</b>	65,241.	
<b>14</b>	Enter the smaller of line 12 or line 13. <b>This is your child tax credit and credit for other dependents</b> . . . . .	<b>14</b>	2,500.	

Enter this amount on Form 1040, 1040-SR, or 1040-NR, line 19.

If the amount on line 12 is more than the amount on line 14, you may be able to take the **additional child tax credit** on Form 1040, 1040-SR, or 1040-NR, line 28. Complete your Form 1040, 1040-SR, or 1040-NR through line 27 (also complete Schedule 3, line 11) before completing Part II-A.

**Part II-A Additional Child Tax Credit for All Filers**

**Caution:** If you file Form 2555, you cannot claim the additional child tax credit.

<b>15</b>	Check this box if you <b>do not</b> want to claim the additional child tax credit. Skip Parts II-A and II-B. Enter -0- on line 27 . . . . . <input type="checkbox"/>		
<b>16a</b>	Subtract line 14 from line 12. If zero, <b>stop here</b> ; you cannot take the additional child tax credit. Skip Parts II-A and II-B. Enter -0- on line 27 . . . . .	<b>16a</b>	0.
<b>b</b>	Number of qualifying children under 17 with the required social security number: _____ x \$1,600. Enter the result. If zero, <b>stop here</b> ; you cannot claim the additional child tax credit. Skip Parts II-A and II-B. Enter -0- on line 27 . . . . .	<b>16b</b>	
	<b>TIP:</b> The number of children you use for this line is the same as the number of children you used for line 4.		
<b>17</b>	Enter the <b>smaller</b> of line 16a or line 16b . . . . .	<b>17</b>	
<b>18a</b>	Earned income (see instructions) . . . . .	<b>18a</b>	
<b>b</b>	Nontaxable combat pay (see instructions) . . . . .	<b>18b</b>	
<b>19</b>	Is the amount on line 18a more than \$2,500? <input type="checkbox"/> <b>No.</b> Leave line 19 blank and enter -0- on line 20. <input type="checkbox"/> <b>Yes.</b> Subtract \$2,500 from the amount on line 18a. Enter the result . . . . .	<b>19</b>	
<b>20</b>	Multiply the amount on line 19 by 15% (0.15) and enter the result . . . . . <b>Next.</b> On line 16b, is the amount \$4,800 or more? <input type="checkbox"/> <b>No.</b> If you are a bona fide resident of Puerto Rico, go to line 21. Otherwise, skip Part II-B and enter the <b>smaller</b> of line 17 or line 20 on line 27. <input type="checkbox"/> <b>Yes.</b> If line 20 is equal to or more than line 17, skip Part II-B and enter the amount from line 17 on line 27. Otherwise, go to line 21.	<b>20</b>	

**Part II-B Certain Filers Who Have Three or More Qualifying Children and Bona Fide Residents of Puerto Rico**

<b>21</b>	Withheld social security, Medicare, and Additional Medicare taxes from Form(s) W-2, boxes 4 and 6. If married filing jointly, include your spouse's amounts with yours. If your employer withheld or you paid Additional Medicare Tax or tier 1 RRTA taxes, or if you are a bona fide resident of Puerto Rico, see instructions. . . . .		
<b>22</b>	Enter the total of the amounts from Schedule 1 (Form 1040), line 15; Schedule 2 (Form 1040), line 5; Schedule 2 (Form 1040), line 6; and Schedule 2 (Form 1040), line 13 . . . . .	<b>22</b>	
<b>23</b>	Add lines 21 and 22 . . . . .	<b>23</b>	
<b>24</b>	<b>1040 and 1040-SR filers:</b> Enter the total of the amounts from Form 1040 or 1040-SR, line 27, and Schedule 3 (Form 1040), line 11. } <b>1040-NR filers:</b> Enter the amount from Schedule 3 (Form 1040), line 11. }	<b>24</b>	
<b>25</b>	Subtract line 24 from line 23. If zero or less, enter -0- . . . . .	<b>25</b>	
<b>26</b>	Enter the <b>larger</b> of line 20 or line 25 . . . . . <b>Next,</b> enter the <b>smaller</b> of line 17 or line 26 on line 27.	<b>26</b>	

**Part II-C Additional Child Tax Credit**

<b>27</b>	This is your additional child tax credit. Enter this amount on Form 1040, 1040-SR, or 1040-NR, line 28 . . . . .		
-----------	--	--	--

**Paid Preparer's Due Diligence Checklist**  
*Earned Income Credit (EIC), American Opportunity Tax Credit (AOTC),  
Child Tax Credit (CTC) (including the Additional Child Tax Credit (ACTC) and  
Credit for Other Dependents (ODC)), and Head of Household (HOH) Filing Status*  
**To be completed by preparer and filed with Form 1040, 1040-SR, 1040-NR, 1040-PR, or 1040-SS.  
Go to [www.irs.gov/Form8867](http://www.irs.gov/Form8867) for instructions and the latest information.**

Taxpayer name(s) shown on return LAXMAN PEDADA & SWETHA KONEPALLI POORNA CHA	Taxpayer identification number 740-82-3011
Preparer's name SYAM PRIYA RAM SAGAR GUPTA	Preparer tax identification number P02082703

**Part I Due Diligence Requirements**

Please check the appropriate box for the credit(s) and/or HOH filing status claimed on the return and complete the related Parts I-V for the benefit(s) claimed (check all that apply).  EIC  CTC/ACTC/ODC  AOTC  HOH

	Yes	No	N/A
<b>1</b> Did you complete the return based on information for the applicable tax year provided by the taxpayer or reasonably obtained by you? . . . . .	<input checked="" type="checkbox"/>	<input type="checkbox"/>	
<b>2</b> If credits are claimed on the return, did you complete the applicable EIC and/or CTC/ACTC/ODC worksheets found in the Form 1040, 1040-SR, 1040-NR, 1040-PR, 1040-SS, or Schedule 8812 (Form 1040) instructions, and/or the AOTC worksheet found in the Form 8863 instructions, or your own worksheet(s) that provides the same information, and all related forms and schedules for each credit claimed? . . . . .	<input checked="" type="checkbox"/>	<input type="checkbox"/>	<input type="checkbox"/>
<b>3</b> Did you satisfy the knowledge requirement? To meet the knowledge requirement, you must do both of the following. • Interview the taxpayer, ask questions, and contemporaneously document the taxpayer's responses to determine that the taxpayer is eligible to claim the credit(s) and/or HOH filing status. • Review information to determine that the taxpayer is eligible to claim the credit(s) and/or HOH filing status and to figure the amount(s) of any credit(s) . . . . .	<input checked="" type="checkbox"/>	<input type="checkbox"/>	
<b>4</b> Did any information provided by the taxpayer or a third party for use in preparing the return, or information reasonably known to you, appear to be incorrect, incomplete, or inconsistent? (If "Yes," answer questions 4a and 4b. If "No," go to question 5.) . . . . .	<input type="checkbox"/>	<input checked="" type="checkbox"/>	
<b>a</b> Did you make reasonable inquiries to determine the correct, complete, and consistent information? . . . . .	<input type="checkbox"/>	<input type="checkbox"/>	
<b>b</b> Did you contemporaneously document your inquiries? (Documentation should include the questions you asked, whom you asked, when you asked, the information that was provided, and the impact the information had on your preparation of the return.) . . . . .	<input type="checkbox"/>	<input type="checkbox"/>	
<b>5</b> Did you satisfy the record retention requirement? To meet the record retention requirement, you must keep a copy of your documentation referenced in question 4b, a copy of this Form 8867, a copy of any applicable worksheet(s), a record of how, when, and from whom the information used to prepare Form 8867 and any applicable worksheet(s) was obtained, and a copy of any document(s) provided by the taxpayer that you relied on to determine eligibility for the credit(s) and/or HOH filing status or to figure the amount(s) of the credit(s) . . . . . List those documents provided by the taxpayer, if any, that you relied on: _____ _____ _____	<input checked="" type="checkbox"/>	<input type="checkbox"/>	
<b>6</b> Did you ask the taxpayer whether he/she could provide documentation to substantiate eligibility for the credit(s) and/or HOH filing status and the amount(s) of any credit(s) claimed on the return if his/her return is selected for audit? . . . . .	<input checked="" type="checkbox"/>	<input type="checkbox"/>	
<b>7</b> Did you ask the taxpayer if any of these credits were disallowed or reduced in a previous year? . . . . . <b>(If credits were disallowed or reduced, go to question 7a; if not, go to question 8.)</b>	<input checked="" type="checkbox"/>	<input type="checkbox"/>	<input type="checkbox"/>
<b>a</b> Did you complete the required recertification Form 8862? . . . . .	<input type="checkbox"/>	<input type="checkbox"/>	<input type="checkbox"/>
<b>8</b> If the taxpayer is reporting self-employment income, did you ask questions to prepare a complete and correct Schedule C (Form 1040)? . . . . .	<input checked="" type="checkbox"/>	<input type="checkbox"/>	<input type="checkbox"/>

**Part II Due Diligence Questions for Returns Claiming EIC** (If the return does not claim EIC, go to Part III.)

	Yes	No	N/A
<b>9a</b> Have you determined that the taxpayer is eligible to claim the EIC for the number of qualifying children claimed, or is eligible to claim the EIC without a qualifying child? <b>(If the taxpayer is claiming the EIC and does not have a qualifying child, go to question 10.)</b> . . . . .	<input type="checkbox"/>	<input type="checkbox"/>	
<b>b</b> Did you ask the taxpayer if the child lived with the taxpayer for over half of the year, even if the taxpayer has supported the child the entire year? . . . . .	<input type="checkbox"/>	<input type="checkbox"/>	
<b>c</b> Did you explain to the taxpayer the rules about claiming the EIC when a child is the qualifying child of more than one person (tiebreaker rules)? . . . . .	<input type="checkbox"/>	<input type="checkbox"/>	<input type="checkbox"/>

**Part III Due Diligence Questions for Returns Claiming CTC/ACTC/ODC** (If the return does not claim CTC, ACTC, or ODC, go to Part IV.)

	Yes	No	N/A
<b>10</b> Have you determined that each qualifying person for the CTC/ACTC/ODC is the taxpayer's dependent who is a citizen, national, or resident of the United States? . . . . .	<input checked="" type="checkbox"/>	<input type="checkbox"/>	
<b>11</b> Did you explain to the taxpayer that he/she may not claim the CTC/ACTC if the child has not lived with the taxpayer for over half of the year, even if the taxpayer has supported the child, unless the child's custodial parent has released a claim to exemption for the child? . . . . .	<input checked="" type="checkbox"/>	<input type="checkbox"/>	<input type="checkbox"/>
<b>12</b> Did you explain to the taxpayer the rules about claiming the CTC/ACTC/ODC for a child of divorced or separated parents (or parents who live apart), including any requirement to attach a Form 8332 or similar statement to the return? . . . . .	<input checked="" type="checkbox"/>	<input type="checkbox"/>	<input type="checkbox"/>

**Part IV Due Diligence Questions for Returns Claiming AOTC** (If the return does not claim AOTC, go to Part V.)

	Yes	No
<b>13</b> Did the taxpayer provide substantiation for the credit, such as a Form 1098-T and/or receipts for the qualified tuition and related expenses for the claimed AOTC? . . . . .	<input type="checkbox"/>	<input type="checkbox"/>

**Part V Due Diligence Questions for Claiming HOH** (If the return does not claim HOH filing status, go to Part VI.)

	Yes	No
<b>14</b> Have you determined that the taxpayer was unmarried or considered unmarried on the last day of the tax year and provided more than half of the cost of keeping up a home for the year for a qualifying person? . . . . .	<input type="checkbox"/>	<input type="checkbox"/>

**Part VI Eligibility Certification**

**You will have complied with all due diligence requirements for claiming the applicable credit(s) and/or HOH filing status on the return of the taxpayer identified above if you:**

- A. Interview the taxpayer, ask adequate questions, contemporaneously document the taxpayer's responses on the return or in your notes, review adequate information to determine if the taxpayer is eligible to claim the credit(s) and/or HOH filing status and to figure the amount(s) of the credit(s);
- B. Complete this Form 8867 truthfully and accurately and complete the actions described in this checklist for any applicable credit(s) claimed and HOH filing status, if claimed;
- C. Submit Form 8867 in the manner required; **and**
- D. Keep all five of the following records for 3 years from the latest of the dates specified in the Form 8867 instructions under *Document Retention*.
  - 1. A copy of this Form 8867.
  - 2. The applicable worksheet(s) or your own worksheet(s) for any credit(s) claimed.
  - 3. Copies of any documents provided by the taxpayer on which you relied to determine the taxpayer's eligibility for the credit(s) and/or HOH filing status and to figure the amount(s) of the credit(s).
  - 4. A record of how, when, and from whom the information used to prepare this form and the applicable worksheet(s) was obtained.
  - 5. A record of any additional information you relied upon, including questions you asked and the taxpayer's responses, to determine the taxpayer's eligibility for the credit(s) and/or HOH filing status and to figure the amount(s) of the credit(s).

**If you have not complied with all due diligence requirements, you may have to pay a penalty for each failure to comply related to a claim of an applicable credit or HOH filing status (see instructions for more information).**

	Yes	No
<b>15</b> Do you certify that all of the answers on this Form 8867 are, to the best of your knowledge, true, correct, and complete? . . . . .	<input checked="" type="checkbox"/>	<input type="checkbox"/>



### Additional Medicare Tax

If any line does not apply to you, leave it blank. See separate instructions.  
 Attach to Form 1040, 1040-SR, 1040-NR, or 1040-SS.  
 Go to [www.irs.gov/Form8959](http://www.irs.gov/Form8959) for instructions and the latest information.

Name(s) shown on return

LAXMAN PEDADA & SWETHA KONEPALLI POORNA CHA

Your social security number

740-82-3011

**Part I Additional Medicare Tax on Medicare Wages**

<b>1</b>	Medicare wages and tips from Form W-2, box 5. If you have more than one Form W-2, enter the total of the amounts from box 5 . . . . .	<b>1</b>	425,075.		
<b>2</b>	Unreported tips from Form 4137, line 6 . . . . .	<b>2</b>			
<b>3</b>	Wages from Form 8919, line 6 . . . . .	<b>3</b>			
<b>4</b>	Add lines 1 through 3 . . . . .	<b>4</b>	425,075.		
<b>5</b>	Enter the following amount for your filing status:				
	Married filing jointly . . . . . \$250,000				
	Married filing separately . . . . . \$125,000				
	Single, Head of household, or Qualifying surviving spouse . . . \$200,000	<b>5</b>	250,000.		
<b>6</b>	Subtract line 5 from line 4. If zero or less, enter -0- . . . . .	<b>6</b>			175,075.
<b>7</b>	Additional Medicare Tax on Medicare wages. Multiply line 6 by 0.9% (0.009). Enter here and go to Part II . . . . .	<b>7</b>			1,576.

**Part II Additional Medicare Tax on Self-Employment Income**

<b>8</b>	Self-employment income from Schedule SE (Form 1040), Part I, line 6. If you had a loss, enter -0- . . . . .	<b>8</b>			
<b>9</b>	Enter the following amount for your filing status:				
	Married filing jointly . . . . . \$250,000				
	Married filing separately . . . . . \$125,000				
	Single, Head of household, or Qualifying surviving spouse . . . \$200,000	<b>9</b>			
<b>10</b>	Enter the amount from line 4 . . . . .	<b>10</b>			
<b>11</b>	Subtract line 10 from line 9. If zero or less, enter -0- . . . . .	<b>11</b>			
<b>12</b>	Subtract line 11 from line 8. If zero or less, enter -0- . . . . .	<b>12</b>			
<b>13</b>	Additional Medicare Tax on self-employment income. Multiply line 12 by 0.9% (0.009). Enter here and go to Part III . . . . .	<b>13</b>			

**Part III Additional Medicare Tax on Railroad Retirement Tax Act (RRTA) Compensation**

<b>14</b>	Railroad retirement (RRTA) compensation and tips from Form(s) W-2, box 14 (see instructions) . . . . .	<b>14</b>			
<b>15</b>	Enter the following amount for your filing status:				
	Married filing jointly . . . . . \$250,000				
	Married filing separately . . . . . \$125,000				
	Single, Head of household, or Qualifying surviving spouse . . . \$200,000	<b>15</b>			
<b>16</b>	Subtract line 15 from line 14. If zero or less, enter -0- . . . . .	<b>16</b>			
<b>17</b>	Additional Medicare Tax on railroad retirement (RRTA) compensation. Multiply line 16 by 0.9% (0.009). Enter here and go to Part IV . . . . .	<b>17</b>			

**Part IV Total Additional Medicare Tax**

<b>18</b>	Add lines 7, 13, and 17. Also include this amount on Schedule 2 (Form 1040), line 11 (Form 1040-SS filers, see instructions), and go to Part V . . . . .	<b>18</b>			1,576.
-----------	--	-----------	--	--	--------

**Part V Withholding Reconciliation**

<b>19</b>	Medicare tax withheld from Form W-2, box 6. If you have more than one Form W-2, enter the total of the amounts from box 6 . . . . .	<b>19</b>	6,467.		
<b>20</b>	Enter the amount from line 1 . . . . .	<b>20</b>	425,075.		
<b>21</b>	Multiply line 20 by 1.45% (0.0145). This is your regular Medicare tax withholding on Medicare wages . . . . .	<b>21</b>	6,164.		
<b>22</b>	Subtract line 21 from line 19. If zero or less, enter -0-. This is your Additional Medicare Tax withholding on Medicare wages . . . . .	<b>22</b>			303.
<b>23</b>	Additional Medicare Tax withholding on railroad retirement (RRTA) compensation from Form W-2, box 14 (see instructions) . . . . .	<b>23</b>			
<b>24</b>	<b>Total Additional Medicare Tax withholding.</b> Add lines 22 and 23. Also include this amount with federal income tax withholding on Form 1040, 1040-SR, or 1040-NR, line 25c (Form 1040-SS filers, see instructions) . . . . .	<b>24</b>			303.

**Net Investment Income Tax—  
Individuals, Estates, and Trusts**

Attach to your tax return.

Go to [www.irs.gov/Form8960](http://www.irs.gov/Form8960) for instructions and the latest information.

Name(s) shown on your tax return

LAXMAN PEDADA & SWETHA KONEPALLI POORNA CHA

Your social security number or EIN

740-82-3011

- Part I Investment Income**  Section 6013(g) election (see instructions)  
 Section 6013(h) election (see instructions)  
 Regulations section 1.1411-10(g) election (see instructions)

<b>1</b>	Taxable interest (see instructions)		<b>1</b>	
<b>2</b>	Ordinary dividends (see instructions)		<b>2</b>	
<b>3</b>	Annuities (see instructions)		<b>3</b>	
<b>4a</b>	Rental real estate, royalties, partnerships, S corporations, trusts, trades or businesses, etc. (see instructions)	<b>4a</b> -60,674.	<b>4c</b>	16.
<b>b</b>	Adjustment for net income or loss derived in the ordinary course of a non-section 1411 trade or business (see instructions)	<b>4b</b> 60,690.		
<b>c</b>	Combine lines 4a and 4b			
<b>5a</b>	Net gain or loss from disposition of property (see instructions)	<b>5a</b>	<b>5d</b>	
<b>b</b>	Net gain or loss from disposition of property that is not subject to net investment income tax (see instructions)	<b>5b</b>		
<b>c</b>	Adjustment from disposition of partnership interest or S corporation stock (see instructions)	<b>5c</b>		
<b>d</b>	Combine lines 5a through 5c			
<b>6</b>	Adjustments to investment income for certain CFCs and PFICs (see instructions)		<b>6</b>	
<b>7</b>	Other modifications to investment income (see instructions)		<b>7</b>	
<b>8</b>	Total investment income. Combine lines 1, 2, 3, 4c, 5d, 6, and 7		<b>8</b>	16.

**Part II Investment Expenses Allocable to Investment Income and Modifications**

<b>9a</b>	Investment interest expenses (see instructions)	<b>9a</b>	<b>9d</b>	
<b>b</b>	State, local, and foreign income tax (see instructions)	<b>9b</b>		
<b>c</b>	Miscellaneous investment expenses (see instructions)	<b>9c</b>		
<b>d</b>	Add lines 9a, 9b, and 9c			
<b>10</b>	Additional modifications (see instructions)		<b>10</b>	
<b>11</b>	Total deductions and modifications. Add lines 9d and 10		<b>11</b>	

**Part III Tax Computation**

<b>12</b>	Net investment income. Subtract Part II, line 11, from Part I, line 8. Individuals, complete lines 13-17. Estates and trusts, complete lines 18a-21. If zero or less, enter -0-		<b>12</b>	16.
<b>Individuals:</b>				
<b>13</b>	Modified adjusted gross income (see instructions)	<b>13</b> 354,539.	<b>16</b>	16.
<b>14</b>	Threshold based on filing status (see instructions)	<b>14</b> 250,000.		
<b>15</b>	Subtract line 14 from line 13. If zero or less, enter -0-	<b>15</b> 104,539.		
<b>16</b>	Enter the smaller of line 12 or line 15			
<b>17</b>	Net investment income tax for individuals. Multiply line 16 by 3.8% (0.038). <b>Enter here and include on your tax return</b> (see instructions)		<b>17</b>	1.
<b>Estates and Trusts:</b>				
<b>18a</b>	Net investment income (line 12 above)	<b>18a</b>	<b>20</b>	
<b>b</b>	Deductions for distributions of net investment income and charitable deductions (see instructions)	<b>18b</b>		
<b>c</b>	Undistributed net investment income. Subtract line 18b from line 18a (see instructions). If zero or less, enter -0-	<b>18c</b>		
<b>19a</b>	Adjusted gross income (see instructions)	<b>19a</b>	<b>21</b>	
<b>b</b>	Highest tax bracket for estates and trusts for the year (see instructions)	<b>19b</b>		
<b>c</b>	Subtract line 19b from line 19a. If zero or less, enter -0-	<b>19c</b>		
<b>20</b>	Enter the smaller of line 18c or line 19c			
<b>21</b>	Net investment income tax for estates and trusts. Multiply line 20 by 3.8% (0.038). <b>Enter here and include on your tax return</b> (see instructions)			

# Passive Activity Loss Limitations

See separate instructions.  
 Attach to Form 1040, 1040-SR, or 1041.  
 Go to [www.irs.gov/Form8582](http://www.irs.gov/Form8582) for instructions and the latest information.

Name(s) shown on return: **LAXMAN PEDADA & SWETHA KONEPALLI POORNA CHA**  
 Identifying number: **740-82-3011**

**Part I 2023 Passive Activity Loss**  
**Caution:** Complete Parts IV and V before completing Part I.

**Rental Real Estate Activities With Active Participation** (For the definition of active participation, see *Special Allowance for Rental Real Estate Activities* in the instructions.)

<b>1a</b> Activities with net income (enter the amount from Part IV, column (a)) . . . . .	<b>1a</b>		<b>1d</b>	
<b>b</b> Activities with net loss (enter the amount from Part IV, column (b)) . . . . .	<b>1b</b>	( )		
<b>c</b> Prior years' unallowed losses (enter the amount from Part IV, column (c)) . . . . .	<b>1c</b>	( )		
<b>d</b> Combine lines 1a, 1b, and 1c . . . . .				

**All Other Passive Activities**

<b>2a</b> Activities with net income (enter the amount from Part V, column (a)) . . . . .	<b>2a</b>	16.	<b>2d</b>	
<b>b</b> Activities with net loss (enter the amount from Part V, column (b)) . . . . .	<b>2b</b>	( 0. )		
<b>c</b> Prior years' unallowed losses (enter the amount from Part V, column (c)) . . . . .	<b>2c</b>	( )		
<b>d</b> Combine lines 2a, 2b, and 2c . . . . .				

<b>3</b> Combine lines 1d and 2d and subtract any prior year unallowed CRD. See instructions. If this line is zero or more, stop here and include this form with your return; all losses are allowed, including any prior year unallowed losses entered on line 1c or 2c. Report the losses on the forms and schedules normally used . . . . .	<b>3</b>			16.
--	----------	--	--	-----

If line 3 is a loss and:
 

- Line 1d is a loss, go to Part II.
- Line 2d is a loss (and line 1d is zero or more), skip Part II and go to line 10.

**Caution:** If your filing status is married filing separately and you lived with your spouse at any time during the year, **do not** complete Part II. Instead, go to line 10.

**Part II Special Allowance for Rental Real Estate Activities With Active Participation**  
**Note:** Enter all numbers in Part II as positive amounts. See instructions for an example.

<b>4</b> Enter the <b>smaller</b> of the loss on line 1d or the loss on line 3 . . . . .	<b>4</b>	
<b>5</b> Enter \$150,000. If married filing separately, see instructions . . . . .	<b>5</b>	
<b>6</b> Enter modified adjusted gross income, but not less than zero. See instructions <b>Note:</b> If line 6 is greater than or equal to line 5, skip lines 7 and 8 and enter -0- on line 9. Otherwise, go to line 7.	<b>6</b>	
<b>7</b> Subtract line 6 from line 5 . . . . .	<b>7</b>	
<b>8</b> Multiply line 7 by 50% (0.50). <b>Do not</b> enter more than \$25,000. If married filing separately, see instructions	<b>8</b>	
<b>9</b> Enter the <b>smaller</b> of line 4 or line 8. If line 3 includes any CRD, see instructions . . . . .	<b>9</b>	0.

**Part III Total Losses Allowed**

<b>10</b> Add the income, if any, on lines 1a and 2a and enter the total . . . . .	<b>10</b>	
<b>11 Total losses allowed from all passive activities for 2023.</b> Add lines 9 and 10. See instructions to find out how to report the losses on your tax return . . . . .	<b>11</b>	

**Part IV Complete This Part Before Part I, Lines 1a, 1b, and 1c.** See instructions.

Name of activity	Current year		Prior years	Overall gain or loss	
	(a) Net income (line 1a)	(b) Net loss (line 1b)	(c) Unallowed loss (line 1c)	(d) Gain	(e) Loss
<b>Total.</b> Enter on Part I, lines 1a, 1b, and 1c					

**Part V Complete This Part Before Part I, Lines 2a, 2b, and 2c.** See instructions.

Name of activity	Current year		Prior years	Overall gain or loss	
	(a) Net income (line 2a)	(b) Net loss (line 2b)	(c) Unallowed loss (line 2c)	(d) Gain	(e) Loss
STERLING SWARNABHUMI LLC	16.	0.		16.	
<b>Total.</b> Enter on Part I, lines 2a, 2b, and 2c	16.	0.			

**Part VI Use This Part if an Amount Is Shown on Part II, Line 9.** See instructions.

Name of activity	Form or schedule and line number to be reported on (see instructions)	(a) Loss	(b) Ratio	(c) Special allowance	(d) Subtract column (c) from column (a).
<b>Total</b>			1.00		

**Part VII Allocation of Unallowed Losses.** See instructions.

Name of activity	Form or schedule and line number to be reported on (see instructions)	(a) Loss	(b) Ratio	(c) Unallowed loss
<b>Total</b>			1.00	

**Part VIII Allowed Losses.** See instructions.

Name of activity	Form or schedule and line number to be reported on (see instructions)	(a) Loss	(b) Unallowed loss	(c) Allowed loss
<b>Total</b>				

**Additional Information From 2023 Federal Tax Return****Schedule C (IT SERVICES): Profit or Loss from Business**

Ln 24b: 50% limit

**Itemization Statement**

Description	Amount
M&E (240D*\$20P.D) AS PER IRS PUB 1542	4,800.
<b>Total</b>	<b>4,800.</b>

**Schedule C (IT SERVICES): Profit or Loss from Business**

Line 20b

**Itemization Statement**

Description	Amount
RENT PAID	7,420.
<b>Total</b>	<b>7,420.</b>

**Schedule C (IT SERVICES): Profit or Loss from Business**

Line 25

**Itemization Statement**

Description	Amount
PHONE BILLS	2,880.
INTERNET BILL	1,200.
<b>Total</b>	<b>4,080.</b>



# New York State E-File Signature Authorization for Tax Year 2023

## For Forms IT-201, IT-201-X, IT-203, IT-203-X, IT-214, and NYC-210

**Electronic return originator (ERO):** Do not mail this form to the Tax Department. Keep it for your records.

Taxpayer's name LAXMAN PEDADA	Spouse's name (jointly filed return only) SWETHA KONEPALLI POORNA CHA
----------------------------------	--

### Purpose

Form TR-579-IT must be completed to authorize an ERO to e-file a personal income tax return and to transmit bank account information for the electronic funds withdrawal.

EROs must complete Part C prior to transmitting electronically filed income tax returns (Forms IT-201, IT-201-X, IT-203, IT-203-X, IT-214, and NYC-210).

Both the paid preparer and the ERO are required to sign Part C. However, an individual performing as both the paid preparer and the ERO is only required to sign as the paid preparer. It is not necessary to include the ERO signature in this case. Note that an alternative signature can be used as described in Publication 58, *Information for Income Tax Return Preparers*, available on our website.

### General instructions

Taxpayers must complete Part B before the ERO transmits the taxpayer's electronically filed Forms IT-201, *Resident Income Tax Return*, IT-201-X, *Amended Resident Income Tax Return*, IT-203, *Nonresident and Part-Year Resident Income Tax Return*, IT-203-X, *Amended Nonresident and Part-Year Resident Income Tax Return*, IT-214, *Claim for Real Property Tax Credit*, and NYC-210, *Claim for New York City School Tax Credit*. Note that an electronic signature can be used as described in TSB-M-20(1)C, (2)I, *E-File Authorizations (TR-579 forms) for Taxpayers Using a Paid Preparer for Electronically Filed Tax Returns*.

This form is not required for electronically filed Form IT-370, *Application for Automatic Six-Month Extension of Time to File for Individuals*. See Form TR-579.1-IT, *New York State Taxpayer Authorization for Electronic Funds Withdrawal for Tax Year 2023 Form IT-370 and Tax Year 2024 Form IT-2105*.

For returns filed jointly, both spouses must complete and sign Form TR-579-IT.

### Part A – Tax return information

1 Federal adjusted gross income (from applicable line) .....	1.	472953.
2 Refund .....	2.	772.
3 Amount you owe .....	3.	
4 Financial institution routing number .....	4.	021202337
5 Financial institution account number .....	5.	562215712
6 Account type: <input checked="" type="checkbox"/> Personal checking <input type="checkbox"/> Personal savings <input type="checkbox"/> Business checking <input type="checkbox"/> Business savings		

### Part B – Declaration of taxpayer and authorizations for Forms IT-201, IT-201-X, IT-203, IT-203-X, IT-214, and NYC-210

Under penalty of perjury, I declare that I have examined the information on my 2023 New York State electronic personal income tax return, including any accompanying schedules, attachments, and statements, and certify that my electronic return is true, correct, and complete. The ERO has my consent to send my 2023 New York State electronic return to New York State through the Internal Revenue Service (IRS). In addition, by using a computer system and software to prepare and transmit my form electronically, I consent to the disclosure to New York State of all information pertaining to the transmission of my tax form electronically. I understand that by executing this Form TR-579-IT, I am authorizing the ERO to sign and file this return on my behalf and agree the ERO's submission of my personal income tax return to the

IRS, together with this authorization, will serve as the electronic signature for the return and any authorized payment transaction. If I am paying my New York State personal income taxes due by electronic funds withdrawal, I certify that the account holder has authorized the New York State Tax Department and its designated financial agents to initiate an electronic funds withdrawal from the financial institution account indicated on my 2023 electronic return, and authorized the financial institution to withdraw the amount from that account. As New York does not support International ACH Transactions (IAT), I attest the source for these funds is within the United States. I understand and agree that I may revoke this authorization for payment only by contacting the Tax Department no later than two (2) business days prior to the payment date.

Taxpayer's signature	Date
Spouse's signature (jointly filed return only)	Date

### Part C – Declaration of electronic return originator (ERO) and paid preparer

Under penalty of perjury, I declare that the information contained in this 2023 New York State electronic personal income tax return is the information furnished to me by the taxpayer. If the taxpayer furnished me a completed paper 2023 New York State return signed by a paid preparer, I declare that the information contained in the taxpayer's 2023 New York State electronic return

is identical to that contained in the paper copy of the return. If I am the paid preparer, under penalty of perjury I declare that I have examined this 2023 New York State electronic personal income tax return, and, to the best of my knowledge and belief, the return is true, correct, and complete. I have based this declaration on all information available to me.

### Do not mail Form TR-579-IT to the Tax Department:

EROs must keep this form for three years and present it to the Tax Department upon request.

ERO's signature	Print name GLOBAL TAXES LLC	Date
Paid preparer's signature	Print name SYAM PRIYA RAM SAGAR GUPTA	Date 04152024



Department of Taxation and Finance

# Nonresident and Part-Year Resident Income Tax Return

New York State • New York City • Yonkers • MCTMT

For the year January 1, 2023, through December 31, 2023, or fiscal year beginning .....

# IT-203

23

For help completing your return, see the instructions, Form IT-203-I.

and ending .....

Your first name and middle initial LAXMAN		Your last name (for a joint return, enter spouse's name on line below) PEDADA		Your date of birth (mmddyyyy) 08161985		Your Social Security number 740823011	
Spouse's first name and middle initial SWETHA		Spouse's last name KONEPALLI POORNA CHA		Spouse's date of birth (mmddyyyy) 05251989		Spouse's Social Security number 851276657	
Mailing address (see instructions) (number and street or PO Box) 3304 EXPEDITION ST				Apartment number		New York State county of residence NR	
City, village, or post office MARLBORO		State NJ	ZIP code 07746	Country UNITED STATES		School district name NR	
Taxpayer's permanent home address (see instructions) (no. and street or rural route)				Apartment no.		City, village, or post office	
State		ZIP code		Country		School district code number	
				Decedent information		Taxpayer's date of death	
						Spouse's date of death	

**A Filing status** (mark an X in one box):

①  Single

②  Married filing joint return (enter both spouses' Social Security numbers above)

③  Married filing separate return (enter both spouses' Social Security numbers above)

④  Head of household (with qualifying person)

⑤  Qualifying surviving spouse

**B Did you itemize** your deductions on your 2023 federal income tax return? ..... Yes  No

**C Can you be claimed** as a dependent on another taxpayer's federal return? ..... Yes  No

**D1** Did you have a financial account located in a foreign country? ..... Yes  No

**D2** (1) Did you or your spouse maintain living quarters in Yonkers for any part of 2023? ..... Yes  No   
If Yes:

(2) Number of months you lived in Yonkers in 2023 ...

(3) Number of months your spouse lived in Yonkers in 2023 ...   
If No:

(4) Did you or your spouse work in Yonkers while not living in Yonkers for any part of 2023 ... Yes  No

**E New York City part-year residents only** (This includes the Bronx, Brooklyn, Manhattan, Queens, and Staten Island)

(1) Number of months you lived in NY City in 2023 ....

(2) Number of months your spouse lived in NY City in 2023 .....

**F** Enter your 2-character special condition code(s) if applicable .....

**G New York State part-year residents**

Enter the date you moved into or out of NYS (mmddyyyy) .....

On the last day of the tax year (mark an X in one box):

1) Lived in NYS .....

2) Lived outside NYS; received income from NYS sources during nonresident period .....

3) Lived outside NYS; received no income from NYS sources during nonresident period .....

**H** Did you or your spouse maintain living quarters in NYS in 2023? ..... Yes  No   
(if Yes, complete Form IT-203-B)

### I Dependent information

First name and middle initial	Last name	Relationship	Social Security number	Date of birth (mmddyyyy)
ABHIMANYU	PEDADA	SON	939910693	01192012
AAUSHMAAN	PEDADA	SON	168378202	11202014

If more than 6 dependents, mark an X in the box.



203001233555

For office use only

NO HANDWRITTEN ENTRIES, OTHER THAN SIGNATURE, ON THIS FORM

Enter your Social Security number  
740823011

Federal income and adjustments

Federal amount  
Whole dollars only

New York State amount  
Whole dollars only

Table with 3 columns: Line number, Federal amount, New York State amount. Rows 1-19 include items like Wages, salaries, tips, etc.; Taxable interest income; Ordinary dividends; Taxable refunds, credits, or offsets of state and local income taxes; Alimony received; Business income or loss; Capital gain or loss; Other gains or losses; Taxable amount of IRA distributions; Taxable amount of pensions/annuities; Rental real estate, royalties, partnerships, S corporations, trusts, etc.; Rental real estate included in line 11; Farm income or loss; Unemployment compensation; Taxable amount of Social Security benefits; Other income; Add lines 1 through 11 and 13 through 16; Total federal adjustments to income; Federal adjusted gross income.

New York additions

Table with 3 columns: Line number, Federal amount, New York State amount. Rows 20-23 include items like Interest income on state and local bonds and obligations; Public employee 414(h) retirement contributions; Other; Add lines 19 through 22.

New York subtractions

Table with 3 columns: Line number, Federal amount, New York State amount. Rows 24-31 include items like Taxable refunds, credits, or offsets of state and local income taxes; Pensions of NYS and local governments and the federal government; Taxable amount of Social Security benefits; Interest income on U.S. government bonds; Pension and annuity income exclusion; Other; Add lines 24 through 29; New York adjusted gross income.

32 Enter the amount from line 31, Federal amount column 472953.00

NO HANDWRITTEN ENTRIES, OTHER THAN SIGNATURE, ON THIS FORM

203002233555





**Standard deduction or itemized deduction**

33 Enter your **standard deduction** or your **itemized deduction** (from Form IT-196).  
Mark an **X** in the appropriate box: ...  **Standard** – or –  **Itemized**

33	16050.00
34 Subtract line 33 from line 32 (if line 33 is more than line 32, leave blank)	456903.00
35 Dependent exemptions (enter the number of dependents listed in Item I; see instructions)	2 000.00
36 <b>New York taxable income</b> (subtract line 35 from line 34)	454903.00


**Tax computation, credits, and other taxes**

37 <b>New York taxable income</b> (from line 36)	37	454903.00
38 New York State tax on line 37 amount	38	31161.00
39 New York State household credit	39	.00
40 Subtract line 39 from line 38 (if line 39 is more than line 38, leave blank)	40	31161.00
41 New York State child and dependent care credit	41	.00
42 Subtract line 41 from line 40 (if line 41 is more than line 40, leave blank)	42	31161.00
43 New York State earned income credit	43	.00
44 <b>Base tax</b> (subtract line 43 from line 42; if line 43 is more than line 42, leave blank)	44	31161.00
45 <b>Income percentage</b> <input type="text"/> <b>New York State amount from line 31</b> <input type="text"/> 223881.00 ÷ <b>Federal amount from line 31</b> <input type="text"/> 472953.00 = <b>45</b> <input type="text"/> 0.4734 <b>Round result to 4 decimal places</b>		
46 <b>Allocated New York State tax</b> (multiply line 44 by the decimal on line 45)	46	14752.00
47 New York State nonrefundable credits (Form IT-203-ATT, line 8)	47	.00
48 Subtract line 47 from line 46 (if line 47 is more than line 46, leave blank)	48	14752.00
49 <b>Net other New York State taxes</b> (Form IT-203-ATT, line 33)	49	.00
50 <b>Total New York State taxes</b> (add lines 48 and 49)	50	14752.00

**New York City and Yonkers taxes, credits, and surcharges, and MCTMT**

51 Part-year New York City resident tax (Form IT-360.1)	51	.00	<b>See instructions to compute New York City and Yonkers taxes, credits, and surcharges.</b>
52 Part-year resident nonrefundable New York City child and dependent care credit	52	.00	
52a Subtract line 52 from 51	52a	.00	
52b MCTMT net earnings base for Zone 1..	52b	.00	<b>See instructions to compute the MCTMT for each zone.</b>
52c MCTMT net earnings base for Zone 2..	52c	.00	
52d MCTMT for Zone 1	52d	.00	
52e MCTMT for Zone 2	52e	.00	
52f <b>Total MCTMT</b> (add lines 52d and 52e)	52f	.00	
53 Yonkers nonresident earnings tax (Form Y-203)	53	.00	
54 Part-year Yonkers resident income tax surcharge (Form IT-360.1)	54	.00	
55 <b>Total New York City and Yonkers taxes / surcharges and MCTMT</b> (add lines 52a, and 52f through 54)	55	.00	
56 <b>Sales or use tax</b> (Do not leave blank.)	56	0.00	
57 <b>Voluntary contributions</b> (Form IT-227, Part 2, line 1)	57	.00	
58 <b>Total New York State, New York City, Yonkers, and sales or use taxes, MCTMT, and voluntary contributions</b> (add lines 50, 55, 56, and 57)	58	14752.00	

NO HANDWRITTEN ENTRIES, OTHER THAN SIGNATURE, ON THIS FORM



Enter your Social Security number
740823011

59 Enter amount from line 58 ..... 59 14752 .00

Payments and refundable credits

Table with 2 columns: Description and Amount. Rows include NYC school tax credit, other refundable credits, and total payments and refundable credits.

If applicable, complete Form(s) IT-2 and/or IT-1099-R and submit them with your return. Do not send federal Form W-2 with your return.

Your refund, amount you owe, and account information

Table with 2 columns: Description and Amount. Rows include amount overpaid, amount available for refund, and total refund after NYS 529 account deposit.

Mark one refund choice: [X] direct deposit to checking or savings account (fill in line 73) - or - [ ] paper check

Refund? Direct deposit is the easiest, fastest way to get your refund. See instructions for payment options.

Table with 2 columns: Description and Amount. Rows include amount applied to 2024 tax, amount owed, and other penalties and interest.

See instructions for the proper assembly of your return.

73 Account information for direct deposit or electronic funds withdrawal. If the funds for your payment (or refund) would come from (or go to) an account outside the U.S., mark an X in this box [ ]

73a Account type: [X] Personal checking - or - [ ] Personal savings - or - [ ] Business checking - or - [ ] Business savings

73b Routing number 021202337 73c Account number 562215712

74 Electronic funds withdrawal ..... Date [ ] Amount [ ] .00

Third-party designee? (see instr.) Yes [ ] No [X] Print designee's name, Designee's phone number, Personal identification number (PIN), Email:

Paid preparer must complete (see instructions) Preparer's signature, Preparer's printed name, Firm's name, Address, Preparer's PTIN or SSN, Employer identification number, Date, Email.

Taxpayer(s) must sign here Your signature, Your occupation, Spouse's signature and occupation, Date, Daytime phone number, Email.

See instructions for where to mail your return.

NO HANDWRITTEN ENTRIES, OTHER THAN SIGNATURE, ON THIS FORM





Department of Taxation and Finance

# Passive Activity Loss Limitations

## For Nonresidents and Part-Year Residents

# IT-182

Submit with your Form IT-203 or IT-205.

Name as shown on return L PEDADA AND S KONEPALLI POORNA CHA	Identifying number as shown on return 740823011
--	--

See the instructions on page 4, before completing this form.

### Part I – Passive activity loss (see instructions)

#### Rental real estate activities with active participation

1a Activities with net income from Part IV, column (a) .....	1a	.00	
1b Activities with net loss from Part IV, column (b) .....	1b	.00	
1c Prior years unallowed losses from Part IV, column (c) (see instructions) .....	1c	.00	
1d Add lines 1a, 1b, and 1c.....	1d		.00

#### All other passive activities

2a Activities with net income from Part V, column (a) .....	2a	16 .00	
2b Activities with net loss from Part V, column (b) .....	2b	0 .00	
2c Prior years unallowed losses from Part V, column (c) (see instructions) .....	2c	.00	
2d Add lines 2a, 2b, and 2c.....	2d		16 .00

3 Add lines 1d and 2d and subtract any prior year unallowed CRD (see instructions). **Note:** If this line is zero or more, stop here and submit this form with your return; all losses are allowed, including any prior year unallowed losses entered on line 1c or 2c. Report the losses on the forms and schedules normally used. ....

3	16 .00
---	--------

If line 3 is a loss and: • Line 1d is a loss, go to Part II.  
• Line 2d is a loss (and line 1d is zero or more), skip Part II and go to Part III, line 10.

**Caution:** If married filing separately, filing status Ⓞ, and you lived with your spouse at any time during the year, **do not** complete Part II. Instead, go to line 10.

### Part II – Special allowance for rental real estate activities with active participation (see instructions)

**Note:** Enter all numbers in Part II as positive amounts (greater than zero). See instructions.

4 Enter the smaller of the loss on line 1d or the loss on line 3.....	4	.00
5 Enter 150,000 (if married filing separately, see instructions) .....	5	.00
6 Enter federal modified adjusted gross income, but not less than zero (see instr.) .....	6	.00
<b>Note:</b> If line 6 is greater than or equal to line 5, skip lines 7 and 8, and leave line 9 blank. Otherwise, go to line 7.		
7 Subtract line 6 from line 5 .....	7	.00
8 Multiply line 7 by 50% (.5). Do not enter more than 25,000. (If married filing separately, filing status Ⓞ, see instr.) ..	8	.00
9 Enter the smaller of line 4 or line 8 (if line 3 includes any CRD, see instructions) .....	9	0 .00

### Part III – Total losses allowed

10 Add the income, if any, from lines 1a and 2a and enter the total .....	10	.00
11 <b>Total losses allowed from all passive activities for this year.</b> (Add lines 9 and 10. See the instructions to find out how to report the losses on your return.) .....	11	.00

182001233555



**Part IV – For Part I, lines 1a, 1b, and 1c** (see instructions)

Name of activity/property description and address	Date of acquisition	Date of sale	Current year		Prior years	Overall gain or loss	
			(a) Net income (line 1a)	(b) Net loss (line 1b)	(c) Unallowed loss (line 1c)	(d) Gain	(e) Loss
			.00	.00	.00	.00	.00
			.00	.00	.00	.00	.00
			.00	.00	.00	.00	.00
			.00	.00	.00	.00	.00
			.00	.00	.00	.00	.00
<b>Totals. Enter on Part I, lines 1a, 1b, and 1c.....</b>			.00	.00	.00		

**Part V – For Part I, lines 2a, 2b, and 2c** (see instructions)

Name of activity/property description and address	Date of acquisition	Date of sale	Current year		Prior years	Overall gain or loss	
			(a) Net income (line 2a)	(b) Net loss (line 2b)	(c) Unallowed loss (line 2c)	(d) Gain	(e) Loss
STERLING SWARNABHUMI LLC			16.00	0.00	.00	16.00	.00
			.00	.00	.00	.00	.00
			.00	.00	.00	.00	.00
			.00	.00	.00	.00	.00
			.00	.00	.00	.00	.00
<b>Totals. Enter on Part I, lines 2a, 2b, and 2c.....</b>			16.00	0.00	.00		

**Part VI – Use this Part if an amount is shown on Part II, line 9** (see instructions)

Name of activity/property description and address	Form or schedule and line number to be reported on	(a) Loss	(b) Ratio	(c) Special Allowance	(d) Subtract column (c) from column (a)
		.00		.00	.00
		.00		.00	.00
		.00		.00	.00
		.00		.00	.00
<b>Totals.....</b>		.00	<b>1.00</b>	.00	.00

**Part VII – Allocation of unallowed losses** (see instructions)

Name of activity/property description and address	Form or schedule and line number to be reported on	(a) Loss	(b) Ratio	(c) Unallowed loss
		.00		.00
		.00		.00
		.00		.00
		.00		.00
<b>Totals.....</b>		.00	<b>1.00</b>	.00

182002233555



**Part VIII – Allowed losses** (see instructions)

Name of activity/property description and address	Form or schedule and line number to be reported on	(a) Loss	(b) Unallowed loss	(c) Allowed loss
		.00	.00	.00
		.00	.00	.00
		.00	.00	.00
		.00	.00	.00
<b>Totals</b> .....		.00	.00	.00

**Part IX – Activities with losses reported on two or more different forms or schedules** (see instructions)

Name of activity/property description and address:	(a)	(b)	(c) Ratio	(d) Unallowed loss	(e) Allowed loss
<b>Form or schedule and line number to be reported on</b> (see instructions): _____					
<b>1a</b> Net loss plus prior year unallowed loss from form or schedule .....	.00				
<b>1b</b> Net income from form or schedule .....	.00				
<b>1c</b> Subtract line 1b from line 1a. If zero or less, leave blank .....		.00		.00	.00
<b>Form or schedule and line number to be reported on</b> (see instructions): _____					
<b>1a</b> Net loss plus prior year unallowed loss from form or schedule .....	.00				
<b>1b</b> Net income from form or schedule .....	.00				
<b>1c</b> Subtract line 1b from line 1a. If zero or less, leave blank .....		.00		.00	.00
<b>Form or schedule and line number to be reported on</b> (see instructions): _____					
<b>1a</b> Net loss plus prior year unallowed loss from form or schedule .....	.00				
<b>1b</b> Net income from form or schedule .....	.00				
<b>1c</b> Subtract line 1b from line 1a. If zero or less, leave blank .....		.00		.00	.00
<b>Totals</b> .....		.00	<b>1.00</b>	.00	.00

182003233555





Department of Taxation and Finance

# Summary of W-2 Statements

New York State • New York City • Yonkers

# IT-2

Do not detach or separate the W-2 Records below. File Form IT-2 as an entire page with your return. See instructions on the back.

## W-2 Record 1

**Box a** Employee's Social Security number for this W-2 Record

740823011

**Box b** Employer identification number (EIN)

133258768

**Box c** Employer's information

<b>Employer's name</b> JRI AMERICA INC			
<b>Employer's address (number and street)</b> 277 PARK AVENUE 6TH FLOOR			
<b>City</b> NEW YORK	<b>State</b> NY	<b>ZIP code</b> 10178	<b>Country</b>

**Box 1** Wages, tips, other compensation

223881.00

**Box 8** Allocated tips

.00

**Box 10** Dependent care benefits

.00

**Box 11** Nonqualified plans

.00

**Box 12a** Amount

357.00

**Code**

C

**Box 12b** Amount

9862.00

**Code**

D

**Box 12c** Amount

30266.00

**Code**

D D

**Box 12d** Amount

.00

**Code**

**Box 14a** Amount

399.00

**Description**

NY PFL

**Box 14b** Amount

.00

**Description**

**Box 14c** Amount

.00

**Description**

**Box 14d** Amount

.00

**Description**

**Box 13** Statutory employee

Retirement plan

Third-party sick pay

Corrected (W-2c)

**NY State information:**

**Box 15a** NY State

N | Y

**Box 16a** NYS wages, tips, etc.

223881.00

**Box 17a** NYS income tax withheld

15524.00

**Other state information:**

**Box 15b** other state

N | J

**Box 16b** Other state wages, tips, etc.

227745.00

**Box 17b** Other state income tax withheld

.00

**NYC and Yonkers information (see instr.):**

**Box 18** Local wages, tips, etc.

Locality a .00

Locality b .00

**Box 19** Local income tax withheld

Locality a .00

Locality b .00

**Box 20** Locality name

Locality a

Locality b

## W-2 Record 2

**Box a** Employee's Social Security number for this W-2 Record

851276657

**Box b** Employer identification number (EIN)

854332721

**Box c** Employer's information

<b>Employer's name</b> BINTECH GROUP LLC			
<b>Employer's address (number and street)</b> 8 CAMPUS DR SUITE 105			
<b>City</b> PARSIPPANY	<b>State</b> NJ	<b>ZIP code</b> 07054	<b>Country</b>

**Box 1** Wages, tips, other compensation

69514.00

**Box 8** Allocated tips

.00

**Box 10** Dependent care benefits

.00

**Box 11** Nonqualified plans

.00

**Box 12a** Amount

.00

**Code**

**Box 12b** Amount

.00

**Code**

**Box 12c** Amount

.00

**Code**

**Box 12d** Amount

.00

**Code**

**Box 14a** Amount

42.00

**Description**

NJ FLI

**Box 14b** Amount

175.00

**Description**

NJ SUI

**Box 14c** Amount

.00

**Description**

**Box 14d** Amount

.00

**Description**

**Box 13** Statutory employee

Retirement plan

Third-party sick pay

Corrected (W-2c)

**NY State information:**

**Box 15a** NY State

N | Y

**Box 16a** NYS wages, tips, etc.

.00

**Box 17a** NYS income tax withheld

.00

**Other state information:**

**Box 15b** other state

N | J

**Box 16b** Other state wages, tips, etc.

69514.00

**Box 17b** Other state income tax withheld

3726.00

**NYC and Yonkers information (see instr.):**

**Box 18** Local wages, tips, etc.

Locality a .00

Locality b .00

**Box 19** Local income tax withheld

Locality a .00

Locality b .00

**Box 20** Locality name

Locality a

Locality b

NO HANDWRITTEN ENTRIES ON THIS FORM

102001233555





Department of Taxation and Finance

# Summary of W-2 Statements

New York State • New York City • Yonkers

# IT-2

Do not detach or separate the W-2 Records below. File Form IT-2 as an entire page with your return. See instructions on the back.

## W-2 Record 1

Box a Employee's Social Security number for this W-2 Record

851276657

Box b Employer identification number (EIN)

870562976

### Box c Employer's information

Employer's name			
CONSULTNET LLC			
Employer's address (number and street)			
10813 S RIVER FRONT PARKWAY STE 150			
City	State	ZIP code	Country
SOUTH JORDAN	UT	84095	

Box 1 Wages, tips, other compensation

121818.00

Box 8 Allocated tips

.00

Box 10 Dependent care benefits

.00

Box 11 Nonqualified plans

.00

Box 12a Amount

.00

Box 12b Amount

.00

Box 12c Amount

.00

Box 12d Amount

.00

Box 14a Amount

73.00

Box 14b Amount

175.00

Box 14c Amount

.00

Box 14d Amount

.00

Description

FLI

Description

UIWFS

Description

Description

Box 13 Statutory employee  Retirement plan  Third-party sick pay

Corrected (W-2c)

NY State information:

Box 15a NY State  N  Y

Box 16a NYS wages, tips, etc. .00

Box 17a NYS income tax withheld .00

Other state information: Box 15b other state  N  J

Box 16b Other state wages, tips, etc. 121818.00

Box 17b Other state income tax withheld 4703.00

NYC and Yonkers information (see instr.):

Box 18 Local wages, tips, etc. Locality a .00 Locality b .00

Box 19 Local income tax withheld Locality a .00 Locality b .00

Box 20 Locality name

## W-2 Record 2

Box a Employee's Social Security number for this W-2 Record

Box b Employer identification number (EIN)

### Box c Employer's information

Employer's name			
Employer's address (number and street)			
City	State	ZIP code	Country

Box 1 Wages, tips, other compensation

.00

Box 8 Allocated tips

.00

Box 10 Dependent care benefits

.00

Box 11 Nonqualified plans

.00

Box 12a Amount

.00

Box 12b Amount

.00

Box 12c Amount

.00

Box 12d Amount

.00

Box 14a Amount

.00

Box 14b Amount

.00

Box 14c Amount

.00

Box 14d Amount

.00

Description

Description

Description

Description

Box 13 Statutory employee  Retirement plan  Third-party sick pay

Corrected (W-2c)

NY State information:

Box 15a NY State  N  Y

Box 16a NYS wages, tips, etc. .00

Box 17a NYS income tax withheld .00

Other state information: Box 15b other state  |

Box 16b Other state wages, tips, etc. .00

Box 17b Other state income tax withheld .00

NYC and Yonkers information (see instr.):

Box 18 Local wages, tips, etc. Locality a .00 Locality b .00

Box 19 Local income tax withheld Locality a .00 Locality b .00

Box 20 Locality name

NO HANDWRITTEN ENTRIES ON THIS FORM

102001233555




2023 NJ-1040  
New Jersey Resident Income Tax Return

For Privacy Act Notification, See Instructions

1555

NJ-1040  
2023  
Page 1



040MP01230

Your Social Security Number (required)  
740823011

Last Name, First Name, Initial (Joint Filers enter first name and middle initial of each. Enter spouse's/CU partner's last name ONLY if different.)  
PEDADA LAXMAN & KONEPALLI POORNA CHA SWETHA

Spouse's/CU Partner's SSN (if filing jointly)  
851276657

County/Municipality Code (See Table page 50)  
1330

Home Address (Number and Street, including apartment number)  
3304 EXPEDITION ST

City, Town, Post Office  
MARLBORO

State ZIP Code  
NJ 07746

Driver's License Number (Voluntary) (See instructions)  
P21234470008851


- Federal extension filed.
- The address above is a foreign address.
- Your address has changed.
- Death certificate is enclosed.
- Do not want a paper form next year.
- I authorize the Division of Taxation to discuss my return and enclosures with my preparer.
- NJ-1040-O is enclosed.

**Gubernatorial Elections Fund** Note: This does not reduce your refund or increase your balance due.


Do you want to designate \$1 to the Gubernatorial Elections Fund?	You	Yes	No
If joint return, does your spouse want to designate \$1?	Spouse/CU Partner	Yes	No

**Direct Deposit Information**

dd1. Direct deposit indicator (1 for direct deposit, 4 for no direct deposit)	dd1.	4
dd2. Account type (C for checking, S for savings)	dd2.	
dd3. Fill in the checkbox if the direct deposit is going to an account outside the United States	dd3.	
dd4. Routing number	dd4.	
dd5. Account number	dd5.	







Name(s) as shown on Form NJ-1040  
PEDADA LAXMAN & KONEPALLI POORNA CHA SWE

Your Social Security Number  
740823011

1555

Part-year residents, provide months/days you were a New Jersey resident during 2023:  
From: To:

Fiscal year filers only:  
Enter month of your year end 2 0 2 4

**Filing Status**  
Fill in only one.

- 1. Single
- 2.  Married/CU Couple, filing joint return
- 3. Married/CU Partner, filing separate return
- 4. Head of Household Enter spouse's/CU partner's SSN
- 5. Qualifying Widow(er)/Surviving CU Partner  
Indicate the year of your spouse's/CU partner's death: 2021 2022

**Exemptions**

Fill in the ovals that apply. You must enter a total in the boxes to the right and complete the calculation.

6. Regular	<input checked="" type="checkbox"/>	Self	<input checked="" type="checkbox"/>	Spouse/CU Partner	Domestic Partner	2	x \$1,000 =	<u>2000</u>
7. Senior 65+ (Born in 1958 or earlier)		Self		Spouse/CU Partner			x \$1,000 =	_____
8. Blind/Disabled		Self		Spouse/CU Partner			x \$1,000 =	_____
9. Veteran		Self		Spouse/CU Partner			x \$6,000 =	_____
10. Qualified Dependent Children						2	x \$1,500 =	<u>3000</u>
11. Other Dependents							x \$1,500 =	_____
12. Dependents Attending Colleges (See instructions)							x \$1,000 =	_____
13. Total Exemption Amount (Add totals from the lines at 6 through 12)							13.	<u>5000</u> .

14. Dependent Information. Provide the following information for each dependent.

	Last Name, First Name, Middle Initial	Social Security Number	Birth Year	No Health Insurance
a.	<u>PEDADA, ABHIMANYU</u>	<u>939910693</u>	<u>2012</u>	
b.	<u>PEDADA, AAYUSHMAAN</u>	<u>168378202</u>	<u>2014</u>	
c.	_____			
d.	_____			



Name(s) as shown on Form NJ-1040  
PEDADA LAXMAN & KONEPALLI POORNA CHA SWET

Your Social Security Number  
740823011 1555

15.	Wages, salaries, tips, and other employee compensation (State wages from Box 16 of enclosed W-2(s)) (See instructions)	15.	419077	.
16a.	Taxable interest income (Enclose federal Schedule B if over \$1,500) (See instructions)	16a.	.	.
16b.	Tax-exempt interest income (Enclose Schedule) (See instructions) Do not include on line 16a	16b.	.	.
17.	Dividends	17.	.	.
18.	Net profits from business (Schedule NJ-BUS-1, Part I, line 4) (Enclose federal Schedule C)	18.	.	.
19.	Net gains or income from disposition of property (Schedule NJ-DOP, line 4)	19.	.	.
20a.	Taxable pensions, annuities, and IRA distributions/withdrawals (See instructions)	20a.	.	.
20b.	Excludable pension, annuity, and IRA distributions/withdrawals	20b.	.	.
21.	Distributive Share of Partnership Income (Schedule NJ-BUS-1, Part II, line 4) (Enclose Schedule NJK-1 or federal Schedule K-1)	21.	57740	.
22.	Net pro rata share of S Corporation Income (Schedule NJ-BUS-1, Part III, line 4) (Enclose Schedule NJ-K-1 or federal Schedule K-1)	22.	.	.
23.	Net gains or income from rents, royalties, patents, and copyrights (Schedule NJ-BUS-1, Part IV, line 4)	23.	.	.
24.	Net gambling winnings (See instructions)	24.	.	.
25.	Alimony and separate maintenance payments received	25.	.	.
26.	Other (Enclose documents) (See instructions)	26.	.	.
27.	Total Income (Add lines 15, 16a, 17 through 20a, and 21 through 26)	27.	476817	.
28a.	Pension/Retirement Exclusion (See instructions)	28a.	.	.
28b.	Other Retirement Income Exclusion (See Worksheet D and instructions pages 19-20)	28b.	.	.
28c.	Total Exclusion Amount (Add lines 28a and 28b)	28c.	.	.
29.	New Jersey Gross Income (Subtract line 28c from line 27) (See instructions)	29.	476817	.
30.	Exemption Amount (Enter amount from line 13. Part-year residents see instr.)	30.	5000	.
31.	Medical Expenses (See Worksheet F and instructions)	31.	.	.
32.	Alimony and separate maintenance payments (See instructions)	32.	.	.
33.	Qualified Conservation Contribution	33.	.	.
34.	Health Enterprise Zone Deduction	34.	.	.
35.	Alternative Business Calculation Adjustment (Schedule NJ-BUS-2, line 11)	35.	0	.
36.	Organ/Bone Marrow Donation Deduction (See instructions)	36.	.	.
37a.	NJBEST Deduction	37a.	.	.
37b.	NJCLASS Deduction	37b.	.	.
37c.	NJ Higher Ed. Tuition Deduction	37c.	.	.
38.	Total Exemptions and Deductions (Add lines 30 through 37c)	38.	5000	.
39.	Taxable Income (Subtract line 38 from line 29)	39.	471817	.
40a.	Total Property Taxes (18% of Rent) Paid (See instructions page 25)	40a.	.	.
40b.	Indicate your residency status during 2023 (fill in only one)			
	Homeowner			
	Tenant			
	Both			
41.	Property Tax Deduction (From Worksheet H) (See instructions)	41.	.	.
42.	New Jersey Taxable Income (Subtract line 41 from line 39)	42.	471817	.
43.	Tax on amount on line 42 (Tax Table page 52)	43.	26012	.
44.	Credit For Income Taxes Paid to Other Jurisdictions (Enclose Schedule NJ-COJ) (See instructions)	44.	12213	.
	Enter Code		32	.
45.	Balance of Tax (Subtract line 44 from line 43)	45.	13799	.
46.	Sheltered Workshop Tax Credit	46.	.	.
47.	Gold Star Family Counseling Credit (See instructions)	47.	.	.
48.	Credit for Employer of Organ/Bone Marrow Donor (See instructions)	48.	.	.
49.	Total Credits (Add lines 46 through 48)	49.	.	.
50.	Balance of Tax After Credits (Subtract line 49 from line 45) If zero or less, make no entry	50.	13799	.
51.	Use Tax Due on Internet, Mail-Order, or Other Out-of-State Purchases (See instructions) If no Use Tax, enter 0	51.	0	.
52.	Interest on Underpayment of Estimated Tax	52.	183	.
	Fill in if Form NJ-2210 is enclosed		X	.
53a.	Fill in if anyone in your tax household does not currently have health insurance. (Enclose NJ-EZ Enroll form) (See instructions)	53a.	.	.



Name(s) as shown on Form NJ-1040  
PEDADA LAXMAN & KONEPALLI POORNA CHA SWET

Your Social Security Number  
740823011 1555

53b. If you indicated at line 53a that someone in your tax household does not have health insurance, fill in to allow Get Covered New Jersey to assist with obtaining coverage (See instructions)	53b.	
53c. Shared Responsibility Payment (See instructions) REQUIRED Enclose Schedule NJ-HCC and fill in <input checked="" type="checkbox"/>	53c.	0 .
54. Total Tax Due (Add lines 50 through 53c)	54.	13982 .
55. Total NJ Income Tax Withheld (Enclose Forms W-2 and 1099) (Part-year residents, see instructions)	55.	8429 .
56. Property Tax Credit (See instructions page 24)	56.	. .
57. New Jersey Estimated Tax Payments/Credit from 2022 tax return	57.	. .
58. New Jersey Earned Income Tax Credit (See instructions) Fill in if you had the IRS calculate your federal earned income credit Fill in if you are a CU couple claiming the NJ Earned Income Tax Credit	58.	. .
59. Excess New Jersey UI/WF/SWF Withheld (Enclose Form NJ-2450) (See instructions)	59.	175 .
60. Excess New Jersey Disability Insurance Withheld (Enclose Form NJ-2450) (See instructions)	60.	. .
61. Excess New Jersey Family Leave Insurance Withheld (Enclose Form NJ-2450) (See instructions)	61.	21 .
62. Wounded Warrior Caregivers Credit (See instructions)	62.	. .
63. Pass-Through Business Alternative Income Tax Credit (See instructions)	63.	. .
64. Child and Dependent Care Credit (See instructions) Fill in if you are a CU couple claiming the Child and Dependent Care Credit	64.	. .
65. New Jersey Child Tax Credit (See instructions) Number of dependents age 5 or younger on 12/31/2023	65.	. .
66. Total Withholdings, Credits, and Payments (Add lines 55 through 65)	66.	8625 .
67. If line 66 is less than line 54, you have tax due. Subtract line 66 from line 54 and enter the amount you owe If you owe tax, you can still make a donation on lines 70 through 77.	67.	5357 .
68. If the total on line 66 is more than line 54, you have an overpayment. Subtract line 54 from line 66 and enter the overpayment	68.	. .
69. Amount from line 68 you want to credit to your 2024 tax	69.	. .
70. Contribution to N.J. Endangered Wildlife Fund	70.	. .
71. Contribution to N.J. Children's Trust Fund to Prevent Child Abuse	71.	. .
72. Contribution to N.J. Vietnam Veterans' Memorial Fund	72.	. .
73. Contribution to N.J. Breast Cancer Research Fund	73.	. .
74. Contribution to U.S.S. New Jersey Educational Museum Fund	74.	. .
75. Other Designated Contribution (See instructions) Enter Code	75.	. .
76. Other Designated Contribution (See instructions) Enter Code	76.	. .
77. Other Designated Contribution (See instructions) Enter Code	77.	. .
78. Total Adjustments to Tax Due/Overpayment amount (Add lines 69 through 77)	78.	. .
79. Balance due (If line 67 is more than zero, add line 67 and line 78)	79.	5357 .
80. Refund amount (If line 68 is more than zero, subtract line 78 from line 68)	80.	. .

Under penalties of perjury, I declare that I have examined this Income Tax return, including accompanying schedules and statements, and to the best of my knowledge and belief, it is true, correct, and complete. If prepared by a person other than the taxpayer, this declaration is based on all information of which the preparer has any knowledge.

_____ Your Signature	_____ Date	_____ Spouse's/CU Partner's Signature (required if filing jointly)	_____ Date
Paid Preparer's Signature		Federal Identification Number	
SYAM PRIYA RAM SAGAR GUPTA		P02082703	

_____ Firm's Name	_____ Firm's Federal Employer Identification Number
GLOBAL TAXES LLC	84-3171965

**Tax Due Address**  
Enclose payment along with the NJ-1040-V payment voucher and tax return. Use the labels provided with the envelope and mail to:  
State of New Jersey  
Division of Taxation  
Revenue Processing Center - Payments  
PO Box 111  
Trenton, NJ 08645-0111  
Include Social Security number and make check or money order payable to:  
State of New Jersey - TGI  
You can also make a payment on our website:  
nj.gov/taxation

**Refund or No Tax Due Address**  
Use the labels provided with the envelope and mail to:  
New Jersey Division of Taxation  
Revenue Processing Center - Refunds  
PO Box 555  
Trenton, NJ 08647-0555

Name(s) as shown on Form NJ-1040 PEDADA LAXMAN & KONEPALLI POORNA CHA SWETHA	Social Security Number 740-82-3011
---	---------------------------------------

**Schedule NJ-BUS-1**  
(Form NJ-1040)

New Jersey Gross Income Tax  
Business Income Summary Schedule

**2023**

**Part I Net Profits From Business** List the net profit (loss) from business(es). See instructions.

	Business Name	Social Security Number/ Federal EIN	Profit or (Loss)
1.	IT SERVICES	851276657	0.
2.			
3.			
4.	Net Profit or (Loss). (Add lines 1, 2, and 3.) (Enter here and on line 18, NJ-1040. If loss, make no entry on line 18.)		4. 0.

**Part II Distributive Share of Partnership Income** List the distributive share of income (loss) from partnership(s). See instructions.

	Partnership Name	Federal EIN	Share of Partnership Income or (Loss)	Share of Pass-Through Business Alternative Income Tax
1.	STERLING SWARNABHUMI LLC	883807126	16.	
2.	BINTECH GROUP LLC	854332721	57,724.	
3.				
4.	Distributive Share of Partnership Income or (Loss). (Add lines 1, 2, and 3.) (Enter here and on line 21, NJ-1040. If loss, make no entry on line 21.)		4. 57,740.	
5.	Total Share of Pass-Through Business Alternative Income Tax (Add lines 1, 2, and 3.) (Enter here and include on line 63, NJ-1040.)		5.	

**Part III Net Pro Rata Share of S Corporation Income** List the pro rata share of income (usable loss) from S corporation(s). See instructions.

	S Corporation Name	Federal EIN	Pro Rata Share of S Corporation Income or (Usable Loss)	Share of Pass-Through Business Alternative Income Tax
1.				
2.				
3.				
4.	Net Pro Rata Share of S Corporation Income or (Usable Loss). (Add lines 1, 2, and 3.) (Enter here and on line 22, NJ-1040. If loss, make no entry on line 22.)		4.	
5.	Total Share of Pass-Through Business Alternative Income Tax (Add lines 1, 2, and 3.) (Enter here and include on line 63, NJ-1040)		5.	

**Part IV Net Gains or Income From Rents, Royalties, Patents, and Copyrights** List the net gains or net income, less net loss, derived from or in the form of rents, royalties, patents, and copyrights. See instructions.  
Type of Property:  
1 – Rental real estate 2 – Royalties 3 – Patents 4 – Copyrights

	Source of Income or Loss. If rental real estate, enter physical address of property.	Social Security Number/ Federal EIN	Type – Enter number from list above	Income or (Loss)
1.				
2.				
3.				
4.	Net Income or (Loss). (Add lines 1, 2, and 3.) (Enter here and on line 23, NJ-1040. If loss, make no entry on line 23.)			4.

Keep a copy of this schedule for your records

**Schedule NJ-BUS-2**    New Jersey Gross Income Tax    **2023**  
(Form NJ-1040)    Alternative Business Calculation Adjustment

Part I    Income (Loss)		Column A		Column B	
		Reportable Regular Business Income		Alternative Business Income (Loss)	
1.	Net Profits From Business	1a.	0.	1b.	0.
2.	Distributive Share of Partnership Income	2a.	57,740.	2b.	57,740.
3.	Net Pro Rata Share of S Corporation Income	3a.	0.	3b.	0.
4.	Net Gain or Income From Rents, Royalties, Patents, and Copyrights	4a.	0.	4b.	0.
5.	Loss Carryforward From Tax Year 2022			5b.	(                      )
6.	Totals	6a.	57,740.	6b.	57,740.
<b>Part II    Adjustment Calculation</b>					
7.	Total Regular Business Income	7.	57,740.		
8.	Total Alternative Business Income/(Loss) (If loss, enter zero)	8.	57,740.		
9.	Business Increment (Subtract line 8 from line 7)	9.	0.		
10.	Adjustment Percentage	10.	0.50		
11.	Alternative Business Calculation Adjustment (Line 9 x 0.50)	11.	0.		
<b>Part III    Loss Carryforward to Tax Year 2024</b>					
12.	Loss Carryforward to Tax Year 2024	12.	(                      )		

**Instructions**

- Line 1a.    Enter the amount from line 18, Form NJ-1040.
- Line 1b.    Enter the amount from Part I, line 4, Schedule NJ-BUS-1 (Form NJ-1040).
- Line 2a.    Enter the amount from line 21, Form NJ-1040.
- Line 2b.    Enter the amount from Part II, line 4, Schedule NJ-BUS-1 (Form NJ-1040).
- Line 3a.    Enter the amount from line 22, Form NJ-1040.
- Line 3b.    Enter the amount from Part III, line 4, Schedule NJ-BUS-1 (Form NJ-1040).
- Line 4a.    Enter the amount from line 23, Form NJ-1040.
- Line 4b.    Enter the amount from Part IV, line 4, Schedule NJ-BUS-1 (Form NJ-1040).
- Line 5b.    Enter the amount from line 12 of your 2022 Schedule NJ-BUS-2 (Form NJ-1040).
- Line 6a.    Enter the total of lines 1a through 4a.
- Line 6b.    Enter the total of lines 1b through 5b, netting gains with losses.
- Line 7.     Enter the amount from line 6a of this schedule.
- Line 8.     Enter the amount from line 6b of this schedule. If loss, enter zero here.
- Line 9.     Subtract line 8 from line 7. If the result is zero, enter zero on line 11 and continue with line 12.
- Line 10.    The adjustment percentage for Tax Year 2023 is 50% (0.50).
- Line 11.    Multiply the amount on line 9 by 50% (0.50). Enter here and on line 35 of Form NJ-1040.
- Line 12.    If the amount on line 6b is a loss, enter the amount of the loss on this line. Otherwise, enter zero.

Name(s) as shown on Form NJ-1040

Social Security Number

**Form NJ-2450****Employee's Claim for Credit For Excess UI/WF/SWF,  
Disability Insurance, and/or Family Leave  
Insurance Contributions for Calendar Year 2023****2023**

To claim this credit, you must complete the items below using the information from your W-2 forms. Enclose this form and the W-2s with your New Jersey State Income Tax return. Any items not substantiated by a W-2 or any information that is incomplete will cause the claim to be rejected. The amount withheld for unemployment insurance/workforce development partnership fund/supplemental workforce fund, disability insurance, and family leave insurance must be reported separately on all W-2 statements.

**Note on Joint NJ-1040 return:** Each spouse/CU partner must file a separate Form NJ-2450 when claiming a refund for excess contributions.

Claimant Name: KONEPALLI POORNA CHA SWETHA Claimant SSN: 851-27-6657

Address: 3304 EXPEDITION ST

City: MARLBORO State: NJ ZIP Code: 07746

<b>Take All Information From Your W-2 Forms.</b> If the amount deducted by any one employer exceeds the maximum for either UI/WF/SWF, disability insurance, or family leave insurance, enter the maximum in the appropriate column(s) and contact that employer for a refund of the balance of the deduction.		<b>Column A</b> <b>UI/WF/SWF</b> <b>Deducted</b>	<b>Column B</b> <b>Disability</b> <b>Insurance</b> <b>Deducted</b>	<b>Column C</b> <b>Family Leave</b> <b>Insurance</b> <b>Deducted</b>
1A.	Employer's Name <u>BINTECH GROUP LLC</u> Fed. Emp. I.D.# <u>85-4332721</u> Private Plan#: _____ Wages: <u>69,514.</u>	174.68		42.00
B	Employer's Name <u>CONSULTNET LLC</u> Fed. Emp. I.D.# <u>87-0562976</u> Private Plan#: _____ Wages: <u>121,818.</u>	174.68		73.00
C.	Employer's Name _____ Fed. Emp. I.D.# _____ Private Plan#: _____ Wages: _____			
D.	Employer's Name _____ Fed. Emp. I.D.# _____ Private Plan#: _____ Wages: _____			
E.	Employer's Name _____ Fed. Emp. I.D.# _____ Private Plan#: _____ Wages: _____			
F.	*If additional space is required, enclose a rider and enter the total on this line.			
2.	Total Deducted. Add lines 1A through 1F. Enter here.	349.36		115.00
3.	Correct UI/WF/SWF, Disability Insurance, and/or Family Leave Deductions.	174.68		94.08
4.	Subtract line 3 column A from line 2 column A. Enter on line 59 of the NJ-1040.	175.		
5.	Subtract line 3 column B from line 2 column B. There were no employee disability insurance contributions required for 2023. If an employer withheld contributions, contact that employer for a refund. (See instructions).			
6.	Subtract line 3 column C from line 2 column C. Enter on line 61 of the NJ-1040.			21.

I hereby apply for a credit for worker contributions deducted in excess of \$174.68 for NJ UI/WF/SWF and/or in excess of \$94.08 for NJ Family Leave Insurance deductions by reason of having received wages from two or more employers during the above calendar year and hereby submit the following statement of wages and deductions.

Claimant's Signature: \_\_\_\_\_ Date: \_\_\_\_\_

**NJ-2210  
2023**

**Underpayment of Estimated Tax  
by Individuals, Estates, or Trusts**

Fill in the oval at line 52, Form NJ-1040, and enclose this form with your return.

Name(s) as shown on Form NJ-1040 PEDADA LAXMAN & KONEPALLI POORNA CHA SWETHA	Social Security Number 740-82-3011
---	---------------------------------------

**Part I Figuring Your Underpayment**

No interest will be assessed on an underpayment of estimated tax resulting from the provisions of P.L. 2023, c.96, as long as you pay all additional estimated tax by April 15, 2024.

1. 2023 Tax (line 50, Form NJ-1040).....	1.	13,799.
2. Enter the total of lines 55, 56, 58, 59, 60, 61, 62, 63, 64, and 65, Form NJ-1040 .....	2.	8,625.
3. Subtract line 2 from line 1 (If less than \$400, do <b>not</b> complete the rest of this form).....	3.	5,174.
4a. Multiply the amount on line 1 by .80 (80%) (Two-thirds for qualified farmers) .....	4a.	11,039.
4b. Enter 2022 tax (From Form NJ-1040, line 50) .....	4b.	

	Payment Due Dates			
	(A) April 18, 2023	(B) June 15, 2023	(C) Sept 15, 2023	(D) Jan 16, 2024
5. Use the lesser amount from either line 4a or 4b and divide by four. Enter the result in each column .....	2,759.	2,760.	2,760.	2,760.
6. Estimated tax paid and tax withheld per period (see instr.) If each column on line 6 is greater than the corresponding column on line 5, do not complete the rest of this form .....	2,156.	2,156.	2,156.	2,157.
7. Enter the overpayment (line 13) from the previous column. (Complete lines 7 through 13 for one column before completing the next column.) .....				
8. Add line 6 and line 7 .....	2,156.	2,156.	2,156.	2,157.
9. Enter the total underpayment (add line 11 and line 12) from the previous column .....		603.	1,207.	1,811.
10. Subtract line 9 from line 8. If zero or less, enter zero .....	2,156.	1,553.	949.	346.
11. Remaining underpayment from previous period. If line 10 is zero, subtract line 8 from line 9. Otherwise enter zero .....		0.	0.	0.
12. <b>Underpayment</b> (If line 5 is greater than line 10, subtract line 10 from line 5).....	603.	1,207.	1,811.	2,414.
13. <b>Overpayment</b> (If line 10 is greater than line 5, subtract line 5 from line 10).....				

**Part II Exceptions**

(See instructions. Complete worksheets for exceptions 2, 3, and 4 and enclose calculations for each exception claimed.)

**If you meet exception 1 at line 15, do not file this form.** These amounts will be verified by the Division of Taxation.

14. Total amount paid and withheld from January 1 through payment due date shown. (Do not include withholdings after December 31, 2023.) (See instructions).....	14.	April 18, 2023 2,156.	June 15, 2023 4,312.	Sept 15, 2023 6,468.	Jan 16, 2024 8,625.
15. Exception 1 – Enter 2022 tax (line 50) .....	15.	25% of 2022 Tax	50% of 2022 Tax	75% of 2022 Tax	100% of 2022 Tax
16. Exception 2 – Tax on 2022 gross income using 2023 exemptions and tax rates .....	16.	25% of Tax	50% of Tax	75% of Tax	100% of Tax
17. Exception 3 – Tax on annualized 2023 income .....	17.	20% of Tax	40% of Tax	60% of Tax	
18. Exception 4 – Tax on 2023 income over 3, 5, and 8-month periods .....	18.	90% of Tax	90% of Tax	90% of Tax	

If the amount of any exception is equal to or less than the corresponding amount at line 14, interest will not be charged for that period

19. <b>Total Interest</b> (Include this amount on line 52, Form NJ-1040).....	See 2210 Wks	\$ 183.
---	--------------	---------

**NJ-2210**

**2023**

**Worksheets**

**Exception II Tax on 2022 gross income using 2023 exemptions and tax rates**

1. Enter 2022 NJ Gross Income (line 29, 2022 NJ-1040).....	1.	
2. Enter 2023 Total Exemptions (line 30, 2023 NJ-1040).....	2.	
3. Subtract line 2 from line 1.....	3.	
4. Calculate Tax on line 3 (2023 tax rates).....	4.	
5. Enter Credit for Income Taxes Paid to Other Jurisdictions (line 44, 2023 NJ-1040).....	5.	
6. Subtract line 5 from line 4. Enter the applicable percentage of this amount on line 16, Part II of this form.....	6.	

**Exception III Tax on 2023 Annualized Income (attach calculations)**

Estates and trusts, **do not** use the period ending dates shown, instead use the following ending dates: 2/28/23, 4/30/23, and 7/31/23. Also, estates and trusts cannot use the annualization amounts shown on line 2 and must use 6, 3, and 1.7143, respectively.

		1/1/23 – 3/31/23	1/1/23 – 5/31/23	1/1/23 – 8/31/23
1. Enter the portion of NJ Gross Income (line 29, NJ-1040) that is applicable to each period shown.....	1.			
2. Annualization amounts.....	2.	4	2.4	1.5
3. Annualized Income (Multiply line 1 by line 2).....	3.			
4. Enter Total Exemptions (line 30, NJ-1040).....	4.			
5. Subtract line 4 from line 3.....	5.			
6. Calculate tax on line 5.....	6.			
7. Enter the portion of the Credit for Income Taxes Paid to Other Jurisdictions (line 44, NJ-1040) that is applicable to each period.....	7.			
8. Subtract line 7 from line 6. Enter the applicable percentage of this amount on line 17, Part II of this form.....	8.			

**Exception IV Tax on Actual 2023 Taxable Income over 3, 5, and 8-month periods (attach calculations)**

		1/1/23 – 3/31/23	1/1/23 – 5/31/23	1/1/23 – 8/31/23
1. Enter the actual amount of NJ Taxable Income (line 42, NJ-1040) that is applicable to each period shown.....	1.			
2. Calculate tax on line 1.....	2.			
3. Enter the portion of the Credit for Income Taxes Paid to Other Jurisdictions (line 44, NJ-1040) that is applicable to each period shown.....	3.			
4. Subtract line 3 from line 2. Enter 90% of this amount on line 18, Part II of this form.....	4.			



## Interest Computation Worksheet

**2022**

▶ Attach to Form NJ-2210 or NJ-2210NR

Name as Shown on Return <u>PEDADA LAXMAN &amp; KONEPALLI POORNA CHA SWETHA</u>	Social Security No. <u>740-82-3011</u>
---	---

**Option 1**

	A	B	C	D	E	F	G
Period	Amount Due (line 5, NJ-2210)	Balance Due Previous Quarter (column E)	Total Due (A + B)	Total Paid (line 6, NJ-2210)	Balance (C - D)	Multi- plier	Interest (E x F)
<b>1</b> 4/15 - 6/15	2,759.		2,759.	2,156.	603.	.010	10.
<b>2</b> 6/16 - 9/15	2,760.	603.	3,363.	2,156.	1,207.	.019	34.
<b>3</b> 9/16 - 1/15	2,760.	1,207.	3,967.	2,156.	1,811.	.031	69.
<b>4</b> 1/16 - 4/15	2,760.	1,811.	4,571.	2,157.	2,414.	.025	70.
<b>5</b> Total interest for Option 1 . . . . .						<b>5</b>	183.

**Option 2**

	(a) 4/15/2022	(b) 6/15/2022	(c) 9/15/2022	(d) 1/15/2023	
Payment due dates ▶					
<b>1</b> Payment date . . . . .	_____	_____	_____	_____	
<b>2</b> Amount due . . . . .	_____	_____	_____	_____	
<b>3</b> Balance from previous quarter . . . . .		_____	_____	_____	
<b>4</b> Balance due . . . . .	_____	_____	_____	_____	
<b>5 a</b> Number of months from due date to payment date or next quarter due date, whichever is earlier . . . . .	_____	_____	_____	_____	
<b>b</b> Interest rate . . . . .	.0625	.0775	.0925	.1000	
<b>6</b> Late payment interest. (Line 4 times line 5a times line 5b divided by 12.) <b>If line 1 is blank, skip lines 7 through 10.</b>	_____	_____	_____	_____	
<b>7</b> Payment amount . . . . .	_____	_____	_____	_____	
<b>8</b> Underpayment amount . . . . .	_____	_____	_____	_____	
<b>9 a</b> Number of months from payment date to next quarter due date . . . . .	_____	_____	_____	_____	
<b>b</b> Interest rate . . . . .	.0625	.0775	.0925	.1000	
<b>10</b> Underpayment interest. (Line 8 times line 9a times line 9b divided by 12.)	_____	_____	_____	_____	
<b>11</b> Total interest for Option 2. Add lines 6 and 10, columns (a) through (d) . . . . .					<b>11</b>

**REQUIRED**

If your income on line 29 is above the filing threshold, you **must** submit this schedule with your return.

Name(s) as shown on Form NJ-1040 PEDADA LAXMAN & KONEPALLI POORNA CHA SWETHA	Social Security Number 740-82-3011
---	---------------------------------------

**Schedule NJ-HCC**

**Health Care Coverage**

**2023**

If your income on line 29 is at or below the filing threshold (see instructions), do not complete this schedule.

**Part I**

Did you and, if applicable, all members of your tax household, have minimum essential health coverage for every month in 2023? (See instructions for line 53c, NJ-1040.) Part-year residents include only months as a New Jersey resident.

- Yes. You do not owe a shared responsibility payment. Fill in the oval at line 53c, NJ-1040, and enclose this schedule with your return.
- No. Continue to Part II.

If you or any member of your tax household does not **currently** have minimum essential health coverage, also complete the NJ-EZ Enroll form. (See instructions for lines 53a and 53b, NJ-1040.)

**Part II**

Enter the name and Social Security number for each member of your tax household. Check the box for every month each person had minimum essential health coverage or qualified for an exemption (part-year residents include only months as a New Jersey resident). If an individual qualified for an exemption, enter the exemption number. (See instructions for line 53c, NJ-1040.) If an individual has more than one exemption number, check the box. If you need more space, enclose a statement listing any additional individuals.

		Jan	Feb	Mar	Apr	May	Jun	Jul	Aug	Sep	Oct	Nov	Dec
Name	Social Security Number												
Exemption number: <input style="width:100px;" type="text"/>		Check box if this individual has more than one exemption number <input type="checkbox"/>											

		Jan	Feb	Mar	Apr	May	Jun	Jul	Aug	Sep	Oct	Nov	Dec
Name	Social Security Number												
Exemption number: <input style="width:100px;" type="text"/>		Check box if this individual has more than one exemption number <input type="checkbox"/>											

		Jan	Feb	Mar	Apr	May	Jun	Jul	Aug	Sep	Oct	Nov	Dec
Name	Social Security Number												
Exemption number: <input style="width:100px;" type="text"/>		Check box if this individual has more than one exemption number <input type="checkbox"/>											

		Jan	Feb	Mar	Apr	May	Jun	Jul	Aug	Sep	Oct	Nov	Dec
Name	Social Security Number												
Exemption number: <input style="width:100px;" type="text"/>		Check box if this individual has more than one exemption number <input type="checkbox"/>											

		Jan	Feb	Mar	Apr	May	Jun	Jul	Aug	Sep	Oct	Nov	Dec
Name	Social Security Number												
Exemption number: <input style="width:100px;" type="text"/>		Check box if this individual has more than one exemption number <input type="checkbox"/>											