



Stock Plan Services.

Go Paperless!

Simplify your recordkeeping and protect yourself by ensuring that account information is never left in a mailbox or trash can.

Login to your account at <https://Schwab.com/gopaperless> and select the paperless tab to subscribe.

NVIDIA CORPORATION
2788 San Tomas Expressway
Santa Clara, CA 95050

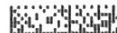
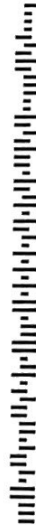
Total Equity Activity Statement

Corp Tax ID: 94-3177549

Period: 01/01/2023 - 12/31/2023

Please retain for tax records

AB 01 000202 76197 H 1 E
VIGNESH VIJAYA KUMAR
1745 OSWALD PL
SANTA CLARA CA 95051



RESTRICTED STOCK - Vesting/Lapse.

Award Date	08/08/22	Transaction Date	09/20/23	Total Shares Issued	205.0000
Award Type	RSU	Transaction Type	Lapse	Shares Withheld for Taxes	69.0000
		Transaction Share Amount	205	Shares Sold for Taxes	0.0000
Award Price	\$0.0000	Net Shares Issued	136.0000		
Sale Price	--				
Award Date	06/08/23	Transaction Date	09/20/23	Total Shares Issued	10.0000
Award Type	RSU	Transaction Type	Lapse	Shares Withheld for Taxes	4.0000
		Transaction Share Amount	10	Shares Sold for Taxes	0.0000
Award Price	\$0.0000	Net Shares Issued	6.0000		
Sale Price	--				
Award Date	08/08/22	Transaction Date	12/13/23	Total Shares Issued	51.0000
Award Type	RSU	Transaction Type	Lapse	Shares Withheld for Taxes	17.0000
		Transaction Share Amount	51	Shares Sold for Taxes	0.0000
Award Price	\$0.0000	Net Shares Issued	34.0000		
Sale Price	--				
Award Date	06/08/23	Transaction Date	12/13/23	Total Shares Issued	10.0000
Award Type	RSU	Transaction Type	Lapse	Shares Withheld for Taxes	4.0000
		Transaction Share Amount	10	Shares Sold for Taxes	0.0000
Award Price	\$0.0000	Net Shares Issued	6.0000		
Sale Price	--				



Tax Details

Jurisdiction	Taxable Income*	Reportable Income*	Fair Market Value	Taxable Allocation	Tax Rate	Tax Paid
Federal	\$86,589.95	\$86,589.95	\$422.3900	100.000000%	22.000000%	19049.79
Federal Supplemental	\$0.00	\$86,589.95	\$422.3900	0.000000%	37.000000%	0.00
Social Security	\$23,138.71	\$86,589.95	\$422.3900	26.720000%	6.200000%	1434.60
Medicare	\$86,589.95	\$86,589.95	\$422.3900	100.000000%	2.350000%	1468.42
CA	\$40,013.45	\$86,589.95	\$422.3900	46.210000%	10.230000%	4093.38
NC	\$46,576.50	\$46,576.50	\$422.3900	53.790000%	4.850000%	2259.00
CA VDI	\$72,655.56	\$86,589.95	\$422.3900	83.910000%	0.900000%	653.90
Total Tax Paid						\$28,959.09

* Taxable Income = (FMV – Award Price) x Transaction Shares x Taxable Allocation.
 ** Reportable Income is the Amount reported to the Jurisdiction Authority (Country or regional taxing authority).

Tax Details

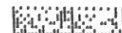
Jurisdiction	Taxable Income*	Reportable Income*	Fair Market Value	Taxable Allocation	Tax Rate	Tax Paid
Federal	\$4,223.90	\$4,223.90	\$422.3900	100.000000%	22.000000%	929.26
Federal Supplemental	\$0.00	\$4,223.90	\$422.3900	0.000000%	37.000000%	0.00
Social Security	\$0.00	\$4,223.90	\$422.3900	0.000000%	6.200000%	0.00
Medicare	\$4,223.90	\$4,223.90	\$422.3900	100.000000%	2.350000%	99.26
CA	\$4,223.90	\$4,223.90	\$422.3900	100.000000%	10.230000%	432.10
CA VDI	\$0.00	\$4,223.90	\$422.3900	0.000000%	0.900000%	0.00
Total Tax Paid						\$1,460.62

* Taxable Income = (FMV – Award Price) x Transaction Shares x Taxable Allocation.
 ** Reportable Income is the Amount reported to the Jurisdiction Authority (Country or regional taxing authority).

©2018 Charles Schwab & Co., Inc. All Rights Reserved. Member SIPC. (0818-8NP8).

The Charles Schwab Corporation (Charles Schwab) provides equity compensation plan services and other financial and retirement services to corporations and executives through Charles Schwab & Co., Inc. (Member SIPC).

Charles Schwab & Co., Inc., a registered broker/dealer and wholly owned subsidiary of Charles Schwab, offers brokerage and custody services to its customers.





Tax Details

Jurisdiction	Taxable Income*	Reportable Income*	Fair Market Value	Taxable Allocation	Tax Rate	Tax Paid
Federal	\$24,524.88	\$24,524.88	\$480.8800	100.000000%	22.000000%	5395.47
Federal Supplemental	\$0.00	\$24,524.88	\$480.8800	0.000000%	37.000000%	0.00
Social Security	\$0.00	\$24,524.88	\$480.8800	0.000000%	6.200000%	0.00
Medicare	\$24,524.88	\$24,524.88	\$480.8800	100.000000%	2.350000%	576.33
CA	\$13,580.71	\$24,524.88	\$480.8800	55.380000%	10.230000%	1389.31
NC	\$10,944.17	\$10,944.17	\$480.8800	44.620000%	4.850000%	531.00
CA VDI	\$0.00	\$24,524.88	\$480.8800	0.000000%	0.900000%	0.00
Total Tax Paid						\$7,892.11

* Taxable Income = (FMV – Award Price) x Transaction Shares x Taxable Allocation.

** Reportable Income is the Amount reported to the Jurisdiction Authority (Country or regional taxing authority).

Tax Details

Jurisdiction	Taxable Income*	Reportable Income*	Fair Market Value	Taxable Allocation	Tax Rate	Tax Paid
Federal	\$4,808.80	\$4,808.80	\$480.8800	100.000000%	22.000000%	1057.94
Federal Supplemental	\$0.00	\$4,808.80	\$480.8800	0.000000%	37.000000%	0.00
Social Security	\$0.00	\$4,808.80	\$480.8800	0.000000%	6.200000%	0.00
Medicare	\$4,808.80	\$4,808.80	\$480.8800	100.000000%	2.350000%	113.01
CA	\$4,808.80	\$4,808.80	\$480.8800	100.000000%	10.230000%	491.94
CA VDI	\$0.00	\$4,808.80	\$480.8800	0.000000%	0.900000%	0.00
Total Tax Paid						\$1,662.89

* Taxable Income = (FMV – Award Price) x Transaction Shares x Taxable Allocation.

** Reportable Income is the Amount reported to the Jurisdiction Authority (Country or regional taxing authority).



For questions please call Charles Schwab 1-800-654-2593.

Information contained on this statement has been provided by the company that issued your awards. This information is not intended to be a substitute for specific individual tax, legal or investment planning advice. Where specific advice is necessary or appropriate, please consult a qualified tax advisor, CPA, Financial Planner or Investment Manager.

A Message From Your Employer :

Information contained on this statement has been provided by the company that issued your awards. This information is not intended to be a substitute for specific individual tax, legal or investment planning advice. Where specific advice is necessary or appropriate, please consult a qualified tax advisor, CPA, Financial Planner or Investment Manager.

©2018 Charles Schwab & Co., Inc. All Rights Reserved. Member SIPC. (0818-8NP8).

The Charles Schwab Corporation (Charles Schwab) provides equity compensation plan services and other financial and retirement services to corporations and executives through Charles Schwab & Co., Inc. (Member SIPC).

Charles Schwab & Co., Inc., a registered broker/dealer and wholly owned subsidiary of Charles Schwab, offers brokerage and custody services to its customers.

