

# IRS e-file Signature Authorization

▶ ERO must obtain and retain completed Form 8879.  
▶ Go to [www.irs.gov/Form8879](http://www.irs.gov/Form8879) for the latest information.

Submission Identification Number (SID) ▶

Taxpayer's name MAHDI KHEMAKHEM	Social security number 026-27-3166
Spouse's name	Spouse's social security number

## Part I Tax Return Information – Tax Year Ending December 31, 2023 (Enter year you are authorizing.)

Enter whole dollars only on lines 1 through 5.

**Note:** Form 1040-SS filers use line 4 only. Leave lines 1, 2, 3, and 5 blank.

1	Adjusted gross income . . . . .	1	37,634.
2	Total tax . . . . .	2	633.
3	Federal income tax withheld from Form(s) W-2 and Form(s) 1099 . . . . .	3	2,968.
4	Amount you want refunded to you . . . . .	4	2,335.
5	Amount you owe . . . . .	5	

## Part II Taxpayer Declaration and Signature Authorization (Be sure you get and keep a copy of your return)

Under penalties of perjury, I declare that I have examined a copy of the income tax return (original or amended) I am now authorizing, and to the best of my knowledge and belief, it is true, correct, and complete. I further declare that the amounts in Part I above are the amounts from the income tax return (original or amended) I am now authorizing. I consent to allow my intermediate service provider, transmitter, or electronic return originator (ERO) to send my return to the IRS and to receive from the IRS (a) an acknowledgement of receipt or reason for rejection of the transmission, (b) the reason for any delay in processing the return or refund, and (c) the date of any refund. If applicable, I authorize the U.S. Treasury and its designated Financial Agent to initiate an ACH electronic funds withdrawal (direct debit) entry to the financial institution account indicated in the tax preparation software for payment of my federal taxes owed on this return and/or a payment of estimated tax, and the financial institution to debit the entry to this account. This authorization is to remain in full force and effect until I notify the U.S. Treasury Financial Agent to terminate the authorization. To revoke (cancel) a payment, I must contact the U.S. Treasury Financial Agent at 1-888-353-4537. Payment cancellation requests must be received no later than 2 business days prior to the payment (settlement) date. I also authorize the financial institutions involved in the processing of the electronic payment of taxes to receive confidential information necessary to answer inquiries and resolve issues related to the payment. I further acknowledge that the personal identification number (PIN) below is my signature for the income tax return (original or amended) I am now authorizing and, if applicable, my Electronic Funds Withdrawal Consent.

### Taxpayer's PIN: check one box only

- I authorize GLOBAL TAXES LLC to enter or generate my PIN 

7	3	1	6	6
---	---	---	---	---

 as my signature on the income tax return (original or amended) I am now authorizing.  
ERO firm name  
Enter five digits, but don't enter all zeros
- I will enter my PIN as my signature on the income tax return (original or amended) I am now authorizing. Check this box **only** if you are entering your own PIN **and** your return is filed using the Practitioner PIN method. The ERO must complete Part III below.

Your signature ▶ \_\_\_\_\_ Date ▶ \_\_\_\_\_

### Spouse's PIN: check one box only

- I authorize \_\_\_\_\_ to enter or generate my PIN 

--	--	--	--	--

 as my signature on the income tax return (original or amended) I am now authorizing.  
ERO firm name  
Enter five digits, but don't enter all zeros
- I will enter my PIN as my signature on the income tax return (original or amended) I am now authorizing. Check this box **only** if you are entering your own PIN **and** your return is filed using the Practitioner PIN method. The ERO must complete Part III below.

Spouse's signature ▶ \_\_\_\_\_ Date ▶ \_\_\_\_\_

### Practitioner PIN Method Returns Only—continue below

## Part III Certification and Authentication – Practitioner PIN Method Only

ERO's EFIN/PIN. Enter your six-digit EFIN followed by your five-digit self-selected PIN. 

2	2	2	4	9	6	0	8	2	7	1
---	---	---	---	---	---	---	---	---	---	---

  
Don't enter all zeros

I certify that the above numeric entry is my PIN, which is my signature for the electronic individual income tax return (original or amended) I am now authorized to file for tax year indicated above for the taxpayer(s) indicated above. I confirm that I am submitting this return in accordance with the requirements of the Practitioner PIN method and **Pub. 1345**, Handbook for Authorized IRS e-file Providers of Individual Income Tax Returns.

ERO's signature ▶ \_\_\_\_\_ Date ▶ \_\_\_\_\_

**ERO Must Retain This Form – See Instructions**  
**Don't Submit This Form to the IRS Unless Requested To Do So**

For the year Jan. 1–Dec. 31, 2023, or other tax year beginning , 2023, ending , 20 See separate instructions.

Your first name and middle initial MAHDI Last name KHEMAKHEM Your social security number 026 27 3166

If joint return, spouse's first name and middle initial Last name Spouse's social security number

Home address (number and street). If you have a P.O. box, see instructions. 79 BRIGHTON AVE Apt. no. 1 Presidential Election Campaign

City, town, or post office. If you have a foreign address, also complete spaces below. BOSTON State MA ZIP code 02134 Check here if you, or your spouse if filing jointly, want \$3 to go to this fund. Checking a box below will not change your tax or refund.

Foreign country name Foreign province/state/county Foreign postal code You Spouse

Filing Status [X] Single [ ] Head of household (HOH) [ ] Married filing jointly (even if only one had income) [ ] Married filing separately (MFS) [ ] Qualifying surviving spouse (QSS)
Check only one box.
If you checked the MFS box, enter the name of your spouse. If you checked the HOH or QSS box, enter the child's name if the qualifying person is a child but not your dependent:

Digital Assets At any time during 2023, did you: (a) receive (as a reward, award, or payment for property or services); or (b) sell, exchange, or otherwise dispose of a digital asset (or a financial interest in a digital asset)? (See instructions.) [ ] Yes [X] No

Standard Deduction Someone can claim: [ ] You as a dependent [ ] Your spouse as a dependent [ ] Spouse itemizes on a separate return or you were a dual-status alien

Age/Blindness You: [ ] Were born before January 2, 1959 [ ] Are blind Spouse: [ ] Was born before January 2, 1959 [ ] Is blind

Table with 5 columns: (1) First name, Last name, (2) Social security number, (3) Relationship to you, (4) Check the box if qualifies for (see instructions): Child tax credit, Credit for other dependents. Includes 'Dependents (see instructions):' header.

Table with 2 columns: Line number, Amount. Rows include 1a Total amount from Form(s) W-2, box 1 (37,634), b Household employee wages, c Tip income, d Medicaid waiver payments, e Taxable dependent care benefits, f Employer-provided adoption benefits, g Wages from Form 8919, line 6, h Other earned income (0), i Nontaxable combat pay election, z Add lines 1a through 1h (37,634).

Table with 2 columns: Line number, Amount. Rows include 2a Tax-exempt interest, 2b Taxable interest, 3a Qualified dividends, 3b Ordinary dividends, 4a IRA distributions, 4b Taxable amount, 5a Pensions and annuities, 5b Taxable amount, 6a Social security benefits, 6b Taxable amount.

Table with 2 columns: Line number, Amount. Rows include 7 Capital gain or (loss), 8 Additional income from Schedule 1, line 10, 9 Add lines 1z, 2b, 3b, 4b, 5b, 6b, 7, and 8. This is your total income (37,634), 10 Adjustments to income from Schedule 1, line 26, 11 Subtract line 10 from line 9. This is your adjusted gross income (37,634), 12 Standard deduction or itemized deductions (from Schedule A) (13,850), 13 Qualified business income deduction from Form 8995 or Form 8995-A, 14 Add lines 12 and 13 (13,850), 15 Subtract line 14 from line 11. If zero or less, enter -0-. This is your taxable income (23,784).

Attach Sch. B if required.

Standard Deduction for—
• Single or Married filing separately, \$13,850
• Married filing jointly or Qualifying surviving spouse, \$27,700
• Head of household, \$20,800
• If you checked any box under Standard Deduction, see instructions.

<b>Tax and Credits</b>	<b>16</b>	<b>Tax</b> (see instructions). Check if any from Form(s): 1 <input type="checkbox"/> 8814 2 <input type="checkbox"/> 4972 3 <input type="checkbox"/> _____	<b>16</b>	2,633.
	<b>17</b>	Amount from Schedule 2, line 3	<b>17</b>	
	<b>18</b>	Add lines 16 and 17	<b>18</b>	2,633.
	<b>19</b>	Child tax credit or credit for other dependents from Schedule 8812	<b>19</b>	
	<b>20</b>	Amount from Schedule 3, line 8	<b>20</b>	2,000.
	<b>21</b>	Add lines 19 and 20	<b>21</b>	2,000.
	<b>22</b>	Subtract line 21 from line 18. If zero or less, enter -0-	<b>22</b>	633.
	<b>23</b>	Other taxes, including self-employment tax, from Schedule 2, line 21	<b>23</b>	0.
	<b>24</b>	Add lines 22 and 23. This is your <b>total tax</b>	<b>24</b>	633.

<b>Payments</b>	<b>25</b>	Federal income tax withheld from:		
	<b>a</b>	Form(s) W-2	<b>25a</b>	2,968.
	<b>b</b>	Form(s) 1099	<b>25b</b>	
	<b>c</b>	Other forms (see instructions)	<b>25c</b>	
	<b>d</b>	Add lines 25a through 25c	<b>25d</b>	2,968.
	<b>26</b>	2023 estimated tax payments and amount applied from 2022 return	<b>26</b>	
	<b>27</b>	Earned income credit (EIC)	<b>27</b>	
	<b>28</b>	Additional child tax credit from Schedule 8812	<b>28</b>	
	<b>29</b>	American opportunity credit from Form 8863, line 8	<b>29</b>	
	<b>30</b>	Reserved for future use	<b>30</b>	
	<b>31</b>	Amount from Schedule 3, line 15	<b>31</b>	
	<b>32</b>	Add lines 27, 28, 29, and 31. These are your <b>total other payments and refundable credits</b>	<b>32</b>	
	<b>33</b>	Add lines 25d, 26, and 32. These are your <b>total payments</b>	<b>33</b>	2,968.

<b>Refund</b>	<b>34</b>	If line 33 is more than line 24, subtract line 24 from line 33. This is the amount you <b>overpaid</b>	<b>34</b>	2,335.
	<b>35a</b>	Amount of line 34 you want <b>refunded to you</b> . If Form 8888 is attached, check here <input type="checkbox"/>	<b>35a</b>	2,335.
Direct deposit? See instructions.	<b>b</b>	Routing number 011000138 <b>c</b> Type: <input checked="" type="checkbox"/> Checking <input type="checkbox"/> Savings		
	<b>d</b>	Account number 466000911911		
	<b>36</b>	Amount of line 34 you want <b>applied to your 2024 estimated tax</b>	<b>36</b>	

<b>Amount You Owe</b>	<b>37</b>	Subtract line 33 from line 24. This is the <b>amount you owe</b> . For details on how to pay, go to <a href="http://www.irs.gov/Payments">www.irs.gov/Payments</a> or see instructions	<b>37</b>	
	<b>38</b>	Estimated tax penalty (see instructions)	<b>38</b>	

**Third Party Designee** Do you want to allow another person to discuss this return with the IRS? See instructions  **Yes**. Complete below.  **No**

Designee's name \_\_\_\_\_ Phone no. \_\_\_\_\_ Personal identification number (PIN) \_\_\_\_\_

**Sign Here** Under penalties of perjury, I declare that I have examined this return and accompanying schedules and statements, and to the best of my knowledge and belief, they are true, correct, and complete. Declaration of preparer (other than taxpayer) is based on all information of which preparer has any knowledge.

Your signature	Date	Your occupation STUDENT	If the IRS sent you an Identity Protection PIN, enter it here (see inst.)
Spouse's signature. If a joint return, <b>both</b> must sign.	Date	Spouse's occupation	If the IRS sent your spouse an Identity Protection PIN, enter it here (see inst.)
Phone no. (857) 214-9427	Email address MAHDOUCH@BU.EDU		

**Paid Preparer Use Only**

Preparer's name SYAM PRIYA RAM SAGAR GUPTA	Preparer's signature SYAM PRIYA RAM SAGAR GUPTA	Date 04/11/2024	PTIN P02082703	Check if: <input type="checkbox"/> Self-employed
Firm's name GLOBAL TAXES LLC	Firm's address 245 ROONEY CT E BRUNSWICK NJ 08816		Phone no. (678) 965-9522	Firm's EIN 84-3171965

**SCHEDULE 3  
(Form 1040)**

Department of the Treasury  
Internal Revenue Service

**Additional Credits and Payments**

Attach to Form 1040, 1040-SR, or 1040-NR.  
Go to [www.irs.gov/Form1040](http://www.irs.gov/Form1040) for instructions and the latest information.

OMB No. 1545-0074

**2023**  
Attachment  
Sequence No. **03**

Name(s) shown on Form 1040, 1040-SR, or 1040-NR  
MAHDI KHEMAKHEM

Your social security number  
026-27-3166

**Part I Nonrefundable Credits**

<b>1</b>	Foreign tax credit. Attach Form 1116 if required . . . . .	<b>1</b>	
<b>2</b>	Credit for child and dependent care expenses from Form 2441, line 11. Attach Form 2441 . . . . .	<b>2</b>	
<b>3</b>	Education credits from Form 8863, line 19 . . . . .	<b>3</b>	2,000.
<b>4</b>	Retirement savings contributions credit. Attach Form 8880 . . . . .	<b>4</b>	
<b>5a</b>	Residential clean energy credit from Form 5695, line 15 . . . . .	<b>5a</b>	
<b>b</b>	Energy efficient home improvement credit from Form 5695, line 32 . . . . .	<b>5b</b>	
<b>6</b>	Other nonrefundable credits:		
<b>a</b>	General business credit. Attach Form 3800 . . . . .	<b>6a</b>	
<b>b</b>	Credit for prior year minimum tax. Attach Form 8801 . . . . .	<b>6b</b>	
<b>c</b>	Adoption credit. Attach Form 8839 . . . . .	<b>6c</b>	
<b>d</b>	Credit for the elderly or disabled. Attach Schedule R . . . . .	<b>6d</b>	
<b>e</b>	Reserved for future use . . . . .	<b>6e</b>	
<b>f</b>	Clean vehicle credit. Attach Form 8936 . . . . .	<b>6f</b>	
<b>g</b>	Mortgage interest credit. Attach Form 8396 . . . . .	<b>6g</b>	
<b>h</b>	District of Columbia first-time homebuyer credit. Attach Form 8859 . . . . .	<b>6h</b>	
<b>i</b>	Qualified electric vehicle credit. Attach Form 8834 . . . . .	<b>6i</b>	
<b>j</b>	Alternative fuel vehicle refueling property credit. Attach Form 8911 . . . . .	<b>6j</b>	
<b>k</b>	Credit to holders of tax credit bonds. Attach Form 8912 . . . . .	<b>6k</b>	
<b>l</b>	Amount on Form 8978, line 14. See instructions . . . . .	<b>6l</b>	
<b>m</b>	Credit for previously owned clean vehicles. Attach Form 8936 . . . . .	<b>6m</b>	
<b>z</b>	Other nonrefundable credits. List type and amount: _____ _____	<b>6z</b>	
<b>7</b>	Total other nonrefundable credits. Add lines 6a through 6z . . . . .	<b>7</b>	
<b>8</b>	Add lines 1 through 4, 5a, 5b, and 7. Enter here and on Form 1040, 1040-SR, or 1040-NR, line 20 . . . . .	<b>8</b>	2,000.

(continued on page 2)

**Part II Other Payments and Refundable Credits**

<b>9</b>	Net premium tax credit. Attach Form 8962 . . . . .		<b>9</b>	
<b>10</b>	Amount paid with request for extension to file (see instructions) . . . . .		<b>10</b>	
<b>11</b>	Excess social security and tier 1 RRTA tax withheld . . . . .		<b>11</b>	
<b>12</b>	Credit for federal tax on fuels. Attach Form 4136 . . . . .		<b>12</b>	
<b>13</b>	Other payments or refundable credits:			
<b>a</b>	Form 2439 . . . . .	<b>13a</b>		
<b>b</b>	Credit for repayment of amounts included in income from earlier years . . . . .	<b>13b</b>		
<b>c</b>	Elective payment election amount from Form 3800, Part III, line 6, column (i) . . . . .	<b>13c</b>		
<b>d</b>	Deferred amount of net 965 tax liability (see instructions) . . . . .	<b>13d</b>		
<b>z</b>	Other payments or refundable credits. List type and amount: _____	<b>13z</b>		
<b>14</b>	Total other payments or refundable credits. Add lines 13a through 13z . . . . .		<b>14</b>	
<b>15</b>	Add lines 9 through 12 and 14. Enter here and on Form 1040, 1040-SR, or 1040-NR, line 31 . . . . .		<b>15</b>	

**Education Credits**  
**(American Opportunity and Lifetime Learning Credits)**

Department of the Treasury  
Internal Revenue Service

Attach to Form 1040 or 1040-SR.  
Go to [www.irs.gov/Form8863](http://www.irs.gov/Form8863) for instructions and the latest information.

**2023**  
Attachment  
Sequence No. **50**

Name(s) shown on return

Your social security number

MAHDI KHEMAKHEM

026 | 27 | 3166



Complete a separate Part III on page 2 for each student for whom you're claiming either credit before you complete Parts I and II.

**Part I Refundable American Opportunity Credit**

<b>1</b>	After completing Part III for each student, enter the total of all amounts from all Parts III, line 30 . . . . .	<b>1</b>	
<b>2</b>	Enter: \$180,000 if married filing jointly; \$90,000 if single, head of household, or qualifying surviving spouse . . . . .	<b>2</b>	
<b>3</b>	Enter the amount from Form 1040 or 1040-SR, line 11. But if you're filing Form 2555 or 4563, or you're excluding income from Puerto Rico, see Pub. 970 for the amount to enter instead . . . . .	<b>3</b>	
<b>4</b>	Subtract line 3 from line 2. If zero or less, <b>stop</b> ; you can't take any education credit . . . . .	<b>4</b>	
<b>5</b>	Enter: \$20,000 if married filing jointly; \$10,000 if single, head of household, or qualifying surviving spouse . . . . .	<b>5</b>	
<b>6</b>	If line 4 is: • Equal to or more than line 5, enter 1.000 on line 6 . . . . . • Less than line 5, divide line 4 by line 5. Enter the result as a decimal (rounded to at least three places) . . . . .	<b>6</b>	
<b>7</b>	Multiply line 1 by line 6. <b>Caution:</b> If you were under age 24 at the end of the year <b>and</b> meet the conditions described in the instructions, you <b>can't</b> take the refundable American opportunity credit; skip line 8, enter the amount from line 7 on line 9, and check this box <input type="checkbox"/> . . . . .	<b>7</b>	
<b>8</b>	<b>Refundable American opportunity credit.</b> Multiply line 7 by 40% (0.40). Enter the amount here and on Form 1040 or 1040-SR, line 29. Then go to line 9 below. . . . .	<b>8</b>	

**Part II Nonrefundable Education Credits**

<b>9</b>	Subtract line 8 from line 7. Enter here and on line 2 of the Credit Limit Worksheet (see instructions) . . . . .	<b>9</b>	
<b>10</b>	After completing Part III for each student, enter the total of all amounts from all Parts III, line 31. If zero, skip lines 11 through 17, enter -0- on line 18, and go to line 19 . . . . .	<b>10</b>	64,198.
<b>11</b>	Enter the smaller of line 10 or \$10,000 . . . . .	<b>11</b>	10,000.
<b>12</b>	Multiply line 11 by 20% (0.20) . . . . .	<b>12</b>	2,000.
<b>13</b>	Enter: \$180,000 if married filing jointly; \$90,000 if single, head of household, or qualifying surviving spouse . . . . .	<b>13</b>	90,000.
<b>14</b>	Enter the amount from Form 1040 or 1040-SR, line 11. But if you're filing Form 2555 or 4563, or you're excluding income from Puerto Rico, see Pub. 970 for the amount to enter instead . . . . .	<b>14</b>	37,634.
<b>15</b>	Subtract line 14 from line 13. If zero or less, skip lines 16 and 17, enter -0- on line 18, and go to line 19 . . . . .	<b>15</b>	52,366.
<b>16</b>	Enter: \$20,000 if married filing jointly; \$10,000 if single, head of household, or qualifying surviving spouse . . . . .	<b>16</b>	10,000.
<b>17</b>	If line 15 is: • Equal to or more than line 16, enter 1.000 on line 17 and go to line 18 . . . . . • Less than line 16, divide line 15 by line 16. Enter the result as a decimal (rounded to at least three places) . . . . .	<b>17</b>	1.000
<b>18</b>	Multiply line 12 by line 17. Enter here and on line 1 of the Credit Limit Worksheet (see instructions) . . . . .	<b>18</b>	2,000.
<b>19</b>	<b>Nonrefundable education credits.</b> Enter the amount from line 7 of the Credit Limit Worksheet (see instructions) here and on Schedule 3 (Form 1040), line 3 . . . . .	<b>19</b>	2,000.

Name(s) shown on return MAHDI KHEMAKHEM	Your social security number 026   27   3166
--	--



**Complete Part III for each student for whom you're claiming either the American opportunity credit or lifetime learning credit. Use additional copies of page 2 as needed for each student.**

**Part III Student and Educational Institution Information.** See instructions.

<b>20</b> Student name (as shown on page 1 of your tax return) MAHDI KHEMAKHEM	<b>21</b> Student social security number (as shown on page 1 of your tax return) 026-27-3166
--	---

<b>22</b> Educational institution information (see instructions)	
<b>a.</b> Name of first educational institution BOSTON UNIVERSITY  <b>(1)</b> Address. Number and street (or P.O. box). City, town or post office, state, and ZIP code. If a foreign address, see instructions. 25 BUICK ST BOSTON MA 02215  <b>(2)</b> Did the student receive Form 1098-T from this institution for 2023? <input checked="" type="checkbox"/> Yes <input type="checkbox"/> No  <b>(3)</b> Did the student receive Form 1098-T from this institution for 2022 with box 7 checked? <input type="checkbox"/> Yes <input checked="" type="checkbox"/> No  <b>(4)</b> Enter the institution's employer identification number (EIN) if you're claiming the American opportunity credit or if you checked "Yes" in (2) or (3). You can get the EIN from Form 1098-T or from the institution.  04-2103547	<b>b.</b> Name of second educational institution (if any)  <b>(1)</b> Address. Number and street (or P.O. box). City, town or post office, state, and ZIP code. If a foreign address, see instructions.  <b>(2)</b> Did the student receive Form 1098-T from this institution for 2023? <input type="checkbox"/> Yes <input type="checkbox"/> No  <b>(3)</b> Did the student receive Form 1098-T from this institution for 2022 with box 7 checked? <input type="checkbox"/> Yes <input type="checkbox"/> No  <b>(4)</b> Enter the institution's employer identification number (EIN) if you're claiming the American opportunity credit or if you checked "Yes" in (2) or (3). You can get the EIN from Form 1098-T or from the institution.

**23** Has the American opportunity credit been claimed for this student for any 4 prior tax years?  Yes — **Stop!** Go to line 31 for this student.  No — Go to line 24.

**24** Was the student enrolled at least half-time for at least one academic period that began or is treated as having begun in 2023 at an eligible educational institution in a program leading towards a postsecondary degree, certificate, or other recognized postsecondary educational credential? See instructions.  Yes — Go to line 25.  No — **Stop!** Go to line 31 for this student.

**25** Did the student complete the first 4 years of postsecondary education before 2023? See instructions.  Yes — **Stop!** Go to line 31 for this student.  No — Go to line 26.

**26** Was the student convicted, before the end of 2023, of a felony for possession or distribution of a controlled substance?  Yes — **Stop!** Go to line 31 for this student.  No — Complete lines 27 through 30 for this student.



**You can't take the American opportunity credit and the lifetime learning credit for the same student in the same year. If you complete lines 27 through 30 for this student, don't complete line 31.**

**American Opportunity Credit**

<b>27</b> Adjusted qualified education expenses (see instructions). <b>Don't enter more than \$4,000</b> . . . . .	<b>27</b>	
<b>28</b> Subtract \$2,000 from line 27. If zero or less, enter -0- . . . . .	<b>28</b>	
<b>29</b> Multiply line 28 by 25% (0.25) . . . . .	<b>29</b>	
<b>30</b> If line 28 is zero, enter the amount from line 27. Otherwise, add \$2,000 to the amount on line 29 and enter the result. Skip line 31. Include the total of all amounts from all Parts III, line 30, on Part I, line 1 . . . . .	<b>30</b>	

**Lifetime Learning Credit**

<b>31</b> Adjusted qualified education expenses (see instructions). Include the total of all amounts from all Parts III, line 31, on Part II, line 10 . . . . .	<b>31</b>	64,198.
---	-----------	---------



# Form M-8453 Individual Income Tax Declaration for Electronic Filing

**2023**  
**Massachusetts**  
**Department of**  
**Revenue**

Please print or type. Privacy Act Notice available upon request. For the year January 1–December 31, 2023.

Your first name and initial MAHDI KHEMAKHEM	Last name	Your Social Security number 026273166
If a joint return, spouse's first name and initial	Last name	Spouse's Social Security number
Present street address (and apartment number) 79 BRIGHTON AVE APT NO 1		
City/Town/Post Office BOSTON	State MA	Zip 02134
Filing status: <input checked="" type="radio"/> Single <input type="radio"/> Married filing jointly <input type="radio"/> Married filing separately <input type="radio"/> Head of household		

### Part 1. Tax Return Information for Electronic Filing

1 Total 5.0% income (from Form 1, line 10, or Form 1-NR/PY, line 12) . . . . .	<b>1</b>	37634
2 Income tax after credits (from Form 1, line 32, or Form 1-NR/PY, line 36) . . . . .	<b>2</b>	1362
3 Massachusetts use tax (from Form 1, line 34, or Form 1-NR/PY, line 38) . . . . .	<b>3</b>	
4 Massachusetts income tax withheld (from Form 1, line 38, or Form 1-NR/PY, line 42) . . . . .	<b>4</b>	1782
5 Refund amount (from Form 1, line 53, or Form 1-NR/PY, line 57) . . . . .	<b>5</b>	420
6 Tax due (from Form 1, line 54, or Form 1-NR/PY, line 58) . . . . .	<b>6</b>	

### Part 2. Declaration and Signature of Taxpayer

Under pains and penalties of perjury, I declare that I have reviewed the information on my return with the information I have provided to my Electronic Return Originator and that the amounts above agree with the amounts shown on my 2023 Massachusetts return. To the best of my knowledge and belief this information is true, correct and complete. I consent that my return, including this declaration and accompanying schedules, forms and statements be sent to the Massachusetts Department of Revenue by my Electronic Return Originator. I authorize DOR to inform my Electronic Return Originator and/or the transmitter when my electronic return has been accepted. In the event that it is rejected, I authorize DOR to identify the reasons for rejection so that the return can be corrected and re-transmitted. If I have filed a balance due return, I understand that if DOR does not receive full and timely payment of my tax liability, I will remain liable for the tax liability and all applicable penalties and interest.

Your signature	Date	Spouse's signature	Date
----------------	------	--------------------	------

### Part 3. Declaration and Signature of Electronic Return Originator (ERO)

I declare that I have reviewed the above taxpayer's return and that the entries on this M-8453 are complete and correct to the best of my knowledge. (Collectors are not responsible for reviewing the taxpayer's return; however, they must ensure that the M-8453 accurately reflects the data on the return.) I have obtained the taxpayer's signature before submitting this return to the Massachusetts Department of Revenue. I have provided the taxpayer with a copy of all forms and information filed with the Massachusetts Department of Revenue. If I am also the paid preparer, under pains and penalties of perjury I declare that I have examined the above taxpayer's return and accompanying schedules and statements and to the best of my knowledge and belief, they are true, correct and complete. I declare that I have verified the taxpayer's proof of account and it agrees with the name(s) shown on this form. This declaration of paid preparer (other than taxpayer) is based on all information of which the preparer has any knowledge. Original Forms M-8453 should not be sent to DOR, but must instead be retained by the ERO on the ERO's business premises for a period of three years from the date the return to which the M-8453 relates was filed.


ERO's signature and SSN or PTIN	Date	EIN	
	04112024	843171965	<input type="radio"/> Fill in if self-employed
Firm name (or yours, if self-employed) and address	City/Town	State	Zip
GLOBAL TAXES LLC 245 ROONEY CT	E BRUNSWICK	NJ	08816

### Part 4. Declaration and Signature of Paid Preparer (if other than ERO)

Under pains and penalties of perjury, I declare that I have examined this return, including accompanying schedules and statements, and to the best of my knowledge and belief it is true, correct and complete. This declaration of paid preparer (other than taxpayer) is based on all information of which the preparer has any knowledge.

Paid preparer's signature and SSN or PTIN	Date	EIN	
P02082703	04112024	843171965	<input type="radio"/> Fill in if self-employed
Firm name (or yours, if self-employed) and address	City/Town	State	Zip
SYAM PRIYA RAM SAGAR GUPTA 245 ROONEY CT	E BRUNSWICK	NJ	08816





# 2023 Form 1

MA23001011555

## Massachusetts Resident Income Tax Return

FOR FULL YEAR RESIDENTS ONLY

For the year January 1–December 31, 2023 or other taxable

Year beginning

Ending

MAHDI

KHEMAKHEM

026273166

79 BRIGHTON AVE

BOSTON

MA 02134

1

Fill in if: Amended return Other jurisdiction change Enter date of change  
Federal amendment Amended return due to IRS BBA Partnership Audit

### State Election Campaign Fund:

Fill in if veteran of Operations Enduring Freedom, Iraqi Freedom, Noble Eagle or Sinai Peninsula

Taxpayer deceased

Fill in if under age 18

Fill in if name change

a. Total federal income 37634  
b. Federal adjusted gross income 37634

1. Filing status (select one only):  Single  
 Married filing jointly  
 Married filing separate return NRA  
 Head of household You are a custodial parent who has released claim to exemption for child(ren)

### 2. Exemptions

a. Personal exemptions  
b. Number of dependents. (Do not include yourself or your spouse.) Enter number  
c. Age 65 or over before 2024 You + Spouse =  
d. Blindness You + Spouse =  
e. Medical/dental  
f. Adoption  
g. Total exemptions. Add items 2a through 2f. Enter here and on line 18

\$1 You \$1 Spouse TOTAL  
You Spouse  
You Spouse  
You Spouse  
You Spouse  
Fill in if noncustodial parent  
Fill in if filing Schedule TDS  
Fill in if filing Schedule FCI  
Fill in if reporting crypto currency

2a 4400  
x \$1,000 = 2b  
x \$700 = 2c  
x \$2,200 = 2d  
2e  
2f  
2g 4400

**SIGN HERE. Under penalties of perjury, I declare that to the best of my knowledge and belief this return and enclosures are true, correct and complete.**

Your signature


Date

Spouse's signature

Date

857-214-9427

PRIVACY ACT NOTICE AVAILABLE UPON REQUEST



# 2023 Form 1, pg. 2

MA23001021555

Massachusetts Resident Income Tax Return


026273166

3.	Wages, salaries, tips		3	37634
4.	Taxable pensions and annuities		4	
5.	Mass. bank interest: a.	- b. exemption	= 5	
6a.	Business/profession income/loss		6a	
6b.	Farming income/loss		6b	
7.	Rental, royalty and REMIC, partnership, S corp., trust income/loss		7	
8a.	Unemployment		8a	
8b.	Mass. lottery winnings		8b	
9.	Other income from Schedule X, line 7		9	
10.	<b>TOTAL 5.0% INCOME</b>		10	37634
11a.	Amount paid to Soc. Sec. Medicare, R.R., U.S. or Mass. Retirement		11a	2000
11b.	Amount your spouse paid to Soc. Sec., Medicare, R.R., U.S. or Mass. Retirement		11b	
12.	Reserved for future use		12	
13.	Reserved for future use		13	
14.	Rental deduction. a.	9600	÷ 2 = 14	4000
15.	Other deductions from Schedule Y, line 19		15	
16.	<b>Total deductions.</b> Add lines 11 through 15		16	6000
17.	<b>5.0% INCOME AFTER DEDUCTIONS.</b> Subtract line 16 from line 10. Not less than "0"		17	31634
18.	Exemption amount		18	4400
19.	<b>5.0% INCOME AFTER EXEMPTIONS.</b> Subtract line 18 from line 17. Not less than "0"		19	27234
20.	<b>INTEREST AND DIVIDEND INCOME</b>		20	
21.	<b>TOTAL TAXABLE 5.0% INCOME.</b> Add lines 19 and 20		21	27234
22.	<b>TAX ON 5.0% INCOME. Note:</b> If choosing the optional 5.85% tax rate, fill in and multiply line 21 and the amount in Schedule D, line 21 by .0585		22	1362
23.	<b>INCOME FROM SCHEDULE B.</b> Not less than "0."			
	a.	x .085 = <b>23a</b>		
	b.	x .12 = <b>23b</b>		
	<b>TOTAL TAX ON INCOME FROM SCHEDULE B.</b> Add lines 23a and 23b		23	

BE SURE TO INCLUDE THIS PAGE WITH FORM 1, PAGE 1







**2023 Schedule INC**

MA23INC011555

MAHDI

KHEMAKHEM

026273166

**Form W-2 and 1099 Information**


A. FEDERAL ID NUMBER	B. STATE TAX WITHHELD	C. STATE WAGES/INCOME	D. TAXPAYER SS WITHHELD	E. SPOUSE SS WITHHELD	F. SOURCE OF WITHHOLDING
042103547	1782	37634	2879		W2

TOTALS

1782

37634

2879



# 2023 Schedule HC

MA23029011555

Schedule HC, Health Care Information, must be completed by all full-year residents and certain part-year residents (see instructions).

**Note:** Schedule HC must be enclosed with your Form 1 or Form 1-NR/PY. Failure to do so will delay the processing of your return.

MAHDI

KHEMAKHEM

026273166

1a. Date of birth 01082000 1b. Spouse's date of birth 1c. Family size 1

2. Federal adjusted gross income 2 37634

3. Indicate the time period that you were enrolled in a Minimum Creditable Coverage (MCC) health insurance plan(s). The Form MA 1099-HC from your insurer will indicate whether your insurance met MCC requirements. Note: MassHealth, Medicare, and health coverage for U.S. Military, including Veterans Administration and Tri-Care, meet the MCC requirements. If you did not receive a Form MA 1099-HC from your insurer, or you had insurance that did not meet MCC requirements, see the special section on MCC requirements in the instructions.

See instructions if, during 2023, you turned 18, you were a part-year resident or a taxpayer was deceased. If you filled in the full-year or part-year MCC oval, go to line 4. If you filled in No MCC/None, go to line 6.

3a You:	<input checked="" type="checkbox"/> Full-year MCC	Part-year MCC	No MCC/None
3a Spouse:	Full-year MCC	Part-year MCC	No MCC/None

4. Indicate the health insurance plan(s) that met the Minimum Creditable Coverage (MCC) requirements in which you were enrolled in 2023, as shown on Form MA 1099-HC (check all that apply). If you did not receive this form, fill in line(s) 4f and/or 4g and see instructions. Fill in if you were enrolled in private insurance and MassHealth or Commonwealth Care and enter your private insurance information in line(s) 4f and/or 4g and go to line 5.


4a. Private insurance, including ConnectorCare (completes line(s) 4f and/or 4g below)	You	Spouse
4b. MassHealth. Fill in and go to line 5	<input checked="" type="checkbox"/> You	Spouse
4c. Medicare (including a replacement or supplemental plan). Fill in and go to line 5	You	Spouse
4d. U.S. Military (including Veterans Administration and Tri-Care). Fill in and go to line 5	You	Spouse
4e. Other program (enter the program name(s) only in lines 4f and/or 4g below). Note: Health Safety Net is not considered insurance or minimum creditable coverage.	You	Spouse

4f. Your Health Insurance. Complete if you answered line(s) 4a or 4e and go to line 5.

4g. Spouse Health Insurance. Complete if you answered line(s) 4a or 4e and go to line 5.

5. If you had health insurance that met MCC requirements for the full-year, including private insurance, MassHealth, Commonwealth Care or ConnectorCare, you are not subject to a penalty. Skip the remainder of this schedule and continue completing your tax return. Other wise, go to line 6.

If you had Medicare (including a replacement or supplemental plan), U.S. Military (including Veterans Administration and Tri-Care), or other government insurance at any point during 2023, you are not subject to a penalty. Skip the remainder of this schedule and continue completing your tax return. Otherwise, go to line 6.



# 2023 Schedule HC, pg. 2

026273166 MA23029021555

## You might be eligible for low- or no-cost health insurance coverage.

If you (and/or your spouse, if married filing jointly) do not have health insurance coverage, you might be eligible for health insurance coverage programs made available by the Commonwealth of Massachusetts. By filling in the oval below, you authorize DOR to share information from your tax return and attached schedules with the Health Connector. If you are married filing jointly, both spouses must check the box for the Health Connector to receive all of your information. The Health Connector will assess your eligibility for those coverage options, including low- or no-cost coverage, and contact you with information. See instructions.

You: I authorize DOR to share this tax return including attached schedules with the Massachusetts Health Connector for the purpose of assessing my eligibility for insurance affordability programs and contacting me with information about the same.

Spouse: I authorize DOR to share this tax return including attached schedules with the Massachusetts Health Connector for the purpose of assessing my eligibility for insurance affordability programs and contacting me with information about the same.

### Your Health Insurance

6. Was your income in 2023 at or below 150% of the federal poverty level? 6 Yes No

If you answer Yes, you are not subject to a penalty in 2023. Skip the remainder of this schedule and complete your tax return. If you answer No and you were enrolled in a health insurance plan that met the MCC requirements for part, but not all, of 2023, go to line 7. If you answer No and you had no insurance or you were enrolled in a plan that did not meet the MCC requirements during the period that the mandate applied, go to line 8a.

7. Complete this section **only if** you, and/or your spouse if married filing jointly, were enrolled in a health insurance plan(s) that met the Minimum Creditable Coverage (MCC) requirements for part, but not all of 2023. Fill in below the months that met the MCC requirements, as shown on Form MA 1099-HC. If you did not receive this form, fill in the months you were covered by a plan that met the MCC requirements at least **15 days or more**. If, during 2023, you **turned 18**, you were a **part-year resident** or a taxpayer was **deceased**, fill in the oval(s) below for the month(s) that met the MCC requirements during the period that the mandate applied. See instructions.

You may only fill in the month(s) you had health insurance that met MCC requirements. If you had health insurance, but it did not meet MCC requirements, you must skip this section and go to line 8a.

### Months Covered By Health Insurance

You:	Jan.	Feb.	March	April	May	June	July	Aug.	Sept.	Oct.	Nov.	Dec.
Spouse:	Jan.	Feb.	March	April	May	June	July	Aug.	Sept.	Oct.	Nov.	Dec.

If you had four or more consecutive months either with no insurance or insurance that did not meet the MCC requirements (four or more blank months in a row), go to line 8a. Otherwise, a penalty does not apply to you in 2023. Skip the remainder of this schedule and complete your tax return.

### Religious Exemption and Certificate of Exemption

8a. **Religious exemption:** Are you claiming an exemption from the requirement to purchase health insurance based on your sincerely held religious beliefs that cause you to object to substantially all forms of treatment covered by health insurance? 8a You Yes No  
Spouse Yes No


If you answer Yes, go to line 8b. If you answer No, go to line 9.

8b. If you are claiming a religious exemption in line 8a, did you receive medical health care during the 2023 tax year? 8b You Yes No  
Spouse Yes No

If you answer No to line 8b, skip the remainder of this schedule and continue completing your tax return. If you answer Yes to line 8b, go to line 9.

9. **Certificate of exemption:** Have you obtained a Certificate of Exemption issued by the Massachusetts Health Connector for the 2023 tax year? 9 You Yes No  
Spouse Yes No

If you answer Yes, enter the certificate number, skip the remainder of this schedule and continue completing your tax return. If you answer No to line 9, go to line 10.



# 2023 Schedule HC, pg. 3

MA23029031555

MAHDI

KHEMAKHEM

026273166

## Affordability as Determined By State Guidelines

**Note:** This section will require the use of worksheets and tables found in the instructions. You must complete the worksheet(s) to determine if health insurance was affordable to you during the 2023 tax year.

10. Did your employer offer affordable health insurance that met minimum creditable coverage requirements as determined by completing the Schedule HC Worksheet for Line 10 in the instructions?	10	You	Yes	No
		Spouse	Yes	No

Fill in No if your employer did not offer health insurance that met minimum creditable coverage requirements, you were not eligible for health insurance offered by your employer, you were self-employed or you were unemployed.

11. Were you eligible for government-subsidized health insurance as determined by completing the Schedule HC Worksheet for Line 11 in the instructions?	11	You	Yes	No
		Spouse	Yes	No

If you answer No, go to line 12. If you answer Yes, go to the Health Care Penalty Worksheet in the instructions to calculate your penalty amount.

12. Were you able to purchase affordable private health insurance that met minimum creditable coverage requirements as determined by completing the Schedule HC Worksheet for Line 12 in the instructions?	12	You	Yes	No
		Spouse	Yes	No

If you answer No, you are not subject to a penalty. Continue completing your tax return. If you answer Yes, go to the Health Care Penalty Worksheet in the instructions to calculate your penalty amount.

## Complete Only If You Are Filing An Appeal

**You must complete the Health Care Penalty Worksheet to determine your penalty amount before completing this section.**

You may have grounds to appeal if you were unable to obtain affordable insurance that meets the minimum creditable coverage requirements in 2023 due to a hardship or other circumstances. The grounds for appeal are explained in more detail in the instructions. If you believe you have grounds for appealing the penalty, fill in the field(s) below. The appeal will be heard by the Massachusetts Health Connector. By filling in the field below, you (or your spouse if married filing jointly) are authorizing DOR to share information from your tax return, including this schedule, with the Massachusetts Health Connector for purposes of deciding your appeal.

**You will receive a follow-up letter asking you to state your grounds for appeal in writing, and submit supporting documentation. Failure to respond to that letter within the time specified in the letter will lead to dismissal of your appeal and will result in a future assessment of a penalty.** Once your documentation is received, it will be reviewed by the Massachusetts Health Connector and you may be required to attend a hearing on your case. You will be required to file your claims under the pains and penalties of perjury.

**Note:** If you are filing an appeal, make sure you have calculated the penalty amount that you are appealing, but do not assess yourself or enter a penalty amount on your Form 1 or Form 1-NR/PY. Also, do not include any hardship documentation with your original return. You will be required to submit substantiating hardship documentation at a later date during the appeal process.

You: I wish to appeal the penalty. I authorize DOR to share this tax return including this schedule with the Massachusetts Health Connector for purposes of deciding this appeal.

Spouse: I wish to appeal the penalty. I authorize DOR to share this tax return including this schedule with the Massachusetts Health Connector for purposes of deciding this appeal.