

IRS e-file Signature Authorization

▶ ERO must obtain and retain completed Form 8879.
▶ Go to www.irs.gov/Form8879 for the latest information.

Submission Identification Number (SID) ▶

Taxpayer's name AYUSH RAWAT	Social security number 056-88-0639
Spouse's name	Spouse's social security number

Part I Tax Return Information – Tax Year Ending December 31, 2023 (Enter year you are authorizing.)

Enter whole dollars only on lines 1 through 5.

Note: Form 1040-SS filers use line 4 only. Leave lines 1, 2, 3, and 5 blank.

1	Adjusted gross income	1	234,598.
2	Total tax	2	50,527.
3	Federal income tax withheld from Form(s) W-2 and Form(s) 1099	3	44,790.
4	Amount you want refunded to you	4	
5	Amount you owe	5	5,772.

Part II Taxpayer Declaration and Signature Authorization (Be sure you get and keep a copy of your return)

Under penalties of perjury, I declare that I have examined a copy of the income tax return (original or amended) I am now authorizing, and to the best of my knowledge and belief, it is true, correct, and complete. I further declare that the amounts in Part I above are the amounts from the income tax return (original or amended) I am now authorizing. I consent to allow my intermediate service provider, transmitter, or electronic return originator (ERO) to send my return to the IRS and to receive from the IRS (a) an acknowledgement of receipt or reason for rejection of the transmission, (b) the reason for any delay in processing the return or refund, and (c) the date of any refund. If applicable, I authorize the U.S. Treasury and its designated Financial Agent to initiate an ACH electronic funds withdrawal (direct debit) entry to the financial institution account indicated in the tax preparation software for payment of my federal taxes owed on this return and/or a payment of estimated tax, and the financial institution to debit the entry to this account. This authorization is to remain in full force and effect until I notify the U.S. Treasury Financial Agent to terminate the authorization. To revoke (cancel) a payment, I must contact the U.S. Treasury Financial Agent at 1-888-353-4537. Payment cancellation requests must be received no later than 2 business days prior to the payment (settlement) date. I also authorize the financial institutions involved in the processing of the electronic payment of taxes to receive confidential information necessary to answer inquiries and resolve issues related to the payment. I further acknowledge that the personal identification number (PIN) below is my signature for the income tax return (original or amended) I am now authorizing and, if applicable, my Electronic Funds Withdrawal Consent.

Taxpayer's PIN: check one box only

- I authorize GLOBAL TAXES LLC to enter or generate my PIN

8	0	6	3	9
---	---	---	---	---

 as my signature on the income tax return (original or amended) I am now authorizing.
Enter five digits, but don't enter all zeros
- I will enter my PIN as my signature on the income tax return (original or amended) I am now authorizing. Check this box **only** if you are entering your own PIN **and** your return is filed using the Practitioner PIN method. The ERO must complete Part III below.

Your signature ▶ _____ Date ▶ _____

Spouse's PIN: check one box only

- I authorize _____ to enter or generate my PIN

--	--	--	--	--

 as my signature on the income tax return (original or amended) I am now authorizing.
Enter five digits, but don't enter all zeros
- I will enter my PIN as my signature on the income tax return (original or amended) I am now authorizing. Check this box **only** if you are entering your own PIN **and** your return is filed using the Practitioner PIN method. The ERO must complete Part III below.

Spouse's signature ▶ _____ Date ▶ _____

Practitioner PIN Method Returns Only—continue below

Part III Certification and Authentication – Practitioner PIN Method Only

ERO's EFIN/PIN. Enter your six-digit EFIN followed by your five-digit self-selected PIN.

2	2	2	4	9	6	0	8	2	7	1
---	---	---	---	---	---	---	---	---	---	---

Don't enter all zeros

I certify that the above numeric entry is my PIN, which is my signature for the electronic individual income tax return (original or amended) I am now authorized to file for tax year indicated above for the taxpayer(s) indicated above. I confirm that I am submitting this return in accordance with the requirements of the Practitioner PIN method and **Pub. 1345**, Handbook for Authorized IRS e-file Providers of Individual Income Tax Returns.

ERO's signature ▶ _____ Date ▶ _____

ERO Must Retain This Form – See Instructions
Don't Submit This Form to the IRS Unless Requested To Do So

For the year Jan. 1–Dec. 31, 2023, or other tax year beginning _____, 2023, ending _____, 20 _____ See separate instructions.

Your first name and middle initial AYUSH	Last name RAWAT	Your social security number 056 88 0639
If joint return, spouse's first name and middle initial	Last name	Spouse's social security number 785 57 9678

Home address (number and street). If you have a P.O. box, see instructions.
88 CLIFTON PL Apt. no. **401**

City, town, or post office. If you have a foreign address, also complete spaces below. State ZIP code
JERSEY CITY **NJ** **07304**

Foreign country name Foreign province/state/county Foreign postal code

Presidential Election Campaign
 Check here if you, or your spouse if filing jointly, want \$3 to go to this fund. Checking a box below will not change your tax or refund.
 You Spouse

Filing Status Single Head of household (HOH)
 Married filing jointly (even if only one had income)
 Married filing separately (MFS) Qualifying surviving spouse (QSS)
 Check only one box.
 If you checked the MFS box, enter the name of your spouse. If you checked the HOH or QSS box, enter the child's name if the qualifying person is a child but not your dependent: **MEGHA GUPTA-RAWAT**

Digital Assets At any time during 2023, did you: (a) receive (as a reward, award, or payment for property or services); or (b) sell, exchange, or otherwise dispose of a digital asset (or a financial interest in a digital asset)? (See instructions.) Yes No

Standard Deduction **Someone can claim:** You as a dependent Your spouse as a dependent
 Spouse itemizes on a separate return or you were a dual-status alien

Age/Blindness You: Were born before January 2, 1959 Are blind Spouse: Was born before January 2, 1959 Is blind

Dependents (see instructions): If more than four dependents, see instructions and check here <input type="checkbox"/>	(1) First name	Last name	(2) Social security number	(3) Relationship to you	(4) Check the box if qualifies for (see instructions): Child tax credit	Credit for other dependents
						<input type="checkbox"/>
					<input type="checkbox"/>	<input type="checkbox"/>
					<input type="checkbox"/>	<input type="checkbox"/>
					<input type="checkbox"/>	<input type="checkbox"/>

Income	1a Total amount from Form(s) W-2, box 1 (see instructions)	1a 233,859.
	b Household employee wages not reported on Form(s) W-2	1b
	c Tip income not reported on line 1a (see instructions)	1c
	d Medicaid waiver payments not reported on Form(s) W-2 (see instructions)	1d
	e Taxable dependent care benefits from Form 2441, line 26	1e
	f Employer-provided adoption benefits from Form 8839, line 29	1f
	g Wages from Form 8919, line 6	1g
	h Other earned income (see instructions)	1h 0.
	i Nontaxable combat pay election (see instructions) 1i	
	z Add lines 1a through 1h	1z 233,859.

Attach Sch. B if required.	2a Tax-exempt interest	2a	b Taxable interest	2b 177.
	3a Qualified dividends	3a 492.	b Ordinary dividends	3b 506.
Standard Deduction for— <ul style="list-style-type: none"> • Single or Married filing separately, \$13,850 • Married filing jointly or Qualifying surviving spouse, \$27,700 • Head of household, \$20,800 • If you checked any box under Standard Deduction, see instructions. 	4a IRA distributions	4a	b Taxable amount	4b
	5a Pensions and annuities	5a	b Taxable amount	5b
	6a Social security benefits	6a	b Taxable amount	6b
	c If you elect to use the lump-sum election method, check here (see instructions) <input type="checkbox"/>			
	7 Capital gain or (loss). Attach Schedule D if required. If not required, check here <input type="checkbox"/>		7	-10.
	8 Additional income from Schedule 1, line 10		8	66.
	9 Add lines 1z, 2b, 3b, 4b, 5b, 6b, 7, and 8. This is your total income		9	234,598.
	10 Adjustments to income from Schedule 1, line 26		10	
	11 Subtract line 10 from line 9. This is your adjusted gross income		11	234,598.
	12 Standard deduction or itemized deductions (from Schedule A)		12	13,850.
	13 Qualified business income deduction from Form 8995 or Form 8995-A		13	0.
	14 Add lines 12 and 13		14	13,850.
	15 Subtract line 14 from line 11. If zero or less, enter -0-. This is your taxable income		15	220,748.

Table with columns for line numbers (16-24), descriptions (Tax and Credits), and amounts. Total tax is 50,527.

Table for Payments (lines 25-33). Includes federal income tax withheld (44,235) and total payments (44,790).

Table for Refund (lines 34-36). Includes amount overpaid (34) and amount applied to 2024 estimated tax (36).

Table for Amount You Owe (lines 37-38). Total amount owed is 5,772.

Third Party Designee section with checkboxes for Yes/No and fields for name, phone, and PIN.

Sign Here section with declaration and signature lines for taxpayer and spouse, including occupation and date.

Paid Preparer Use Only section with fields for preparer name, signature, date, PTIN, firm name, address, and phone number.

**SCHEDULE 1
(Form 1040)**

Department of the Treasury
Internal Revenue Service

Additional Income and Adjustments to Income

Attach to Form 1040, 1040-SR, or 1040-NR.

Go to www.irs.gov/Form1040 for instructions and the latest information.

OMB No. 1545-0074

2023

Attachment
Sequence No. **01**

Name(s) shown on Form 1040, 1040-SR, or 1040-NR

AYUSH RAWAT

Your social security number

056-88-0639

Part I Additional Income

1	Taxable refunds, credits, or offsets of state and local income taxes		1	
2a	Alimony received		2a	
b	Date of original divorce or separation agreement (see instructions): _____			
3	Business income or (loss). Attach Schedule C		3	
4	Other gains or (losses). Attach Form 4797		4	
5	Rental real estate, royalties, partnerships, S corporations, trusts, etc. Attach Schedule E		5	
6	Farm income or (loss). Attach Schedule F		6	
7	Unemployment compensation		7	
8	Other income:			
a	Net operating loss	8a ()		
b	Gambling	8b		
c	Cancellation of debt	8c		
d	Foreign earned income exclusion from Form 2555	8d ()		
e	Income from Form 8853	8e		
f	Income from Form 8889	8f 66.		
g	Alaska Permanent Fund dividends	8g		
h	Jury duty pay	8h		
i	Prizes and awards	8i		
j	Activity not engaged in for profit income	8j		
k	Stock options	8k		
l	Income from the rental of personal property if you engaged in the rental for profit but were not in the business of renting such property	8l		
m	Olympic and Paralympic medals and USOC prize money (see instructions)	8m		
n	Section 951(a) inclusion (see instructions)	8n		
o	Section 951A(a) inclusion (see instructions)	8o		
p	Section 461(l) excess business loss adjustment	8p		
q	Taxable distributions from an ABL account (see instructions)	8q		
r	Scholarship and fellowship grants not reported on Form W-2	8r		
s	Nontaxable amount of Medicaid waiver payments included on Form 1040, line 1a or 1d	8s ()		
t	Pension or annuity from a nonqualified deferred compensation plan or a nongovernmental section 457 plan	8t		
u	Wages earned while incarcerated	8u		
z	Other income. List type and amount: _____	8z		
9	Total other income. Add lines 8a through 8z		9	66.
10	Combine lines 1 through 7 and 9. This is your additional income . Enter here and on Form 1040, 1040-SR, or 1040-NR, line 8		10	66.

For Paperwork Reduction Act Notice, see your tax return instructions.

Schedule 1 (Form 1040) 2023

Part II Adjustments to Income

11	Educator expenses		11
12	Certain business expenses of reservists, performing artists, and fee-basis government officials. Attach Form 2106		12
13	Health savings account deduction. Attach Form 8889		13
14	Moving expenses for members of the Armed Forces. Attach Form 3903		14
15	Deductible part of self-employment tax. Attach Schedule SE		15
16	Self-employed SEP, SIMPLE, and qualified plans		16
17	Self-employed health insurance deduction		17
18	Penalty on early withdrawal of savings		18
19a	Alimony paid		19a
b	Recipient's SSN		
c	Date of original divorce or separation agreement (see instructions): _____		
20	IRA deduction		20
21	Student loan interest deduction		21
22	Reserved for future use		22
23	Archer MSA deduction		23
24	Other adjustments:		
a	Jury duty pay (see instructions)	24a	
b	Deductible expenses related to income reported on line 8l from the rental of personal property engaged in for profit	24b	
c	Nontaxable amount of the value of Olympic and Paralympic medals and USOC prize money reported on line 8m	24c	
d	Reforestation amortization and expenses	24d	
e	Repayment of supplemental unemployment benefits under the Trade Act of 1974	24e	
f	Contributions to section 501(c)(18)(D) pension plans	24f	
g	Contributions by certain chaplains to section 403(b) plans	24g	
h	Attorney fees and court costs for actions involving certain unlawful discrimination claims (see instructions)	24h	
i	Attorney fees and court costs you paid in connection with an award from the IRS for information you provided that helped the IRS detect tax law violations	24i	
j	Housing deduction from Form 2555	24j	
k	Excess deductions of section 67(e) expenses from Schedule K-1 (Form 1041)	24k	
z	Other adjustments. List type and amount: _____	24z	
25	Total other adjustments. Add lines 24a through 24z		25
26	Add lines 11 through 23 and 25. These are your adjustments to income . Enter here and on Form 1040, 1040-SR, or 1040-NR, line 10		26

**SCHEDULE 2
(Form 1040)**

Department of the Treasury
Internal Revenue Service

Additional Taxes

Attach to Form 1040, 1040-SR, or 1040-NR.
Go to www.irs.gov/Form1040 for instructions and the latest information.

OMB No. 1545-0074

2023
Attachment
Sequence No. **02**

Name(s) shown on Form 1040, 1040-SR, or 1040-NR
AYUSH RAWAT

Your social security number
056-88-0639

Part I Tax

1	Alternative minimum tax. Attach Form 6251	1	
2	Excess advance premium tax credit repayment. Attach Form 8962	2	
3	Add lines 1 and 2. Enter here and on Form 1040, 1040-SR, or 1040-NR, line 17	3	

Part II Other Taxes

4	Self-employment tax. Attach Schedule SE	4	
5	Social security and Medicare tax on unreported tip income. Attach Form 4137	5	
6	Uncollected social security and Medicare tax on wages. Attach Form 8919	6	
7	Total additional social security and Medicare tax. Add lines 5 and 6	7	
8	Additional tax on IRAs or other tax-favored accounts. Attach Form 5329 if required. If not required, check here <input type="checkbox"/>	8	0.
9	Household employment taxes. Attach Schedule H	9	
10	Repayment of first-time homebuyer credit. Attach Form 5405 if required	10	
11	Additional Medicare Tax. Attach Form 8959	11	1,113.
12	Net investment income tax. Attach Form 8960	12	26.
13	Uncollected social security and Medicare or RRTA tax on tips or group-term life insurance from Form W-2, box 12	13	
14	Interest on tax due on installment income from the sale of certain residential lots and timeshares	14	
15	Interest on the deferred tax on gain from certain installment sales with a sales price over \$150,000	15	
16	Recapture of low-income housing credit. Attach Form 8611	16	

(continued on page 2)

Part II Other Taxes *(continued)*

17	Other additional taxes:		
a	Recapture of other credits. List type, form number, and amount: _____	17a	
b	Recapture of federal mortgage subsidy, if you sold your home see instructions	17b	
c	Additional tax on HSA distributions. Attach Form 8889	17c	
d	Additional tax on an HSA because you didn't remain an eligible individual. Attach Form 8889	17d	
e	Additional tax on Archer MSA distributions. Attach Form 8853	17e	
f	Additional tax on Medicare Advantage MSA distributions. Attach Form 8853	17f	
g	Recapture of a charitable contribution deduction related to a fractional interest in tangible personal property	17g	
h	Income you received from a nonqualified deferred compensation plan that fails to meet the requirements of section 409A	17h	
i	Compensation you received from a nonqualified deferred compensation plan described in section 457A	17i	
j	Section 72(m)(5) excess benefits tax	17j	
k	Golden parachute payments	17k	
l	Tax on accumulation distribution of trusts	17l	
m	Excise tax on insider stock compensation from an expatriated corporation	17m	
n	Look-back interest under section 167(g) or 460(b) from Form 8697 or 8866	17n	
o	Tax on non-effectively connected income for any part of the year you were a nonresident alien from Form 1040-NR	17o	
p	Any interest from Form 8621, line 16f, relating to distributions from, and dispositions of, stock of a section 1291 fund	17p	
q	Any interest from Form 8621, line 24	17q	
z	Any other taxes. List type and amount: _____ _____	17z	
18	Total additional taxes. Add lines 17a through 17z		18
19	Reserved for future use		19
20	Section 965 net tax liability installment from Form 965-A	20	
21	Add lines 4, 7 through 16, and 18. These are your total other taxes . Enter here and on Form 1040 or 1040-SR, line 23, or Form 1040-NR, line 23b		21
			1,139.

**SCHEDULE D
(Form 1040)**

Capital Gains and Losses

OMB No. 1545-0074

2023

Department of the Treasury
Internal Revenue Service

Attach to Form 1040, 1040-SR, or 1040-NR.
Use Form 8949 to list your transactions for lines 1b, 2, 3, 8b, 9, and 10.
Go to www.irs.gov/ScheduleD for instructions and the latest information.

Attachment
Sequence No. **12**

Name(s) shown on return
AYUSH RAWAT

Your social security number
056-88-0639

Did you dispose of any investment(s) in a qualified opportunity fund during the tax year? Yes No
If "Yes," attach Form 8949 and see its instructions for additional requirements for reporting your gain or loss.

Part I Short-Term Capital Gains and Losses—Generally Assets Held One Year or Less (see instructions)

See instructions for how to figure the amounts to enter on the lines below. This form may be easier to complete if you round off cents to whole dollars.	(d) Proceeds (sales price)	(e) Cost (or other basis)	(g) Adjustments to gain or loss from Form(s) 8949, Part I, line 2, column (g)	(h) Gain or (loss) Subtract column (e) from column (d) and combine the result with column (g)
1a Totals for all short-term transactions reported on Form 1099-B for which basis was reported to the IRS and for which you have no adjustments (see instructions). However, if you choose to report all these transactions on Form 8949, leave this line blank and go to line 1b .				
1b Totals for all transactions reported on Form(s) 8949 with Box A checked	3,386.	3,396.		-10.
2 Totals for all transactions reported on Form(s) 8949 with Box B checked				
3 Totals for all transactions reported on Form(s) 8949 with Box C checked				
4 Short-term gain from Form 6252 and short-term gain or (loss) from Forms 4684, 6781, and 8824				4
5 Net short-term gain or (loss) from partnerships, S corporations, estates, and trusts from Schedule(s) K-1				5
6 Short-term capital loss carryover. Enter the amount, if any, from line 8 of your Capital Loss Carryover Worksheet in the instructions				6 ()
7 Net short-term capital gain or (loss). Combine lines 1a through 6 in column (h). If you have any long-term capital gains or losses, go to Part II below. Otherwise, go to Part III on the back				7 -10.

Part II Long-Term Capital Gains and Losses—Generally Assets Held More Than One Year (see instructions)

See instructions for how to figure the amounts to enter on the lines below. This form may be easier to complete if you round off cents to whole dollars.	(d) Proceeds (sales price)	(e) Cost (or other basis)	(g) Adjustments to gain or loss from Form(s) 8949, Part II, line 2, column (g)	(h) Gain or (loss) Subtract column (e) from column (d) and combine the result with column (g)
8a Totals for all long-term transactions reported on Form 1099-B for which basis was reported to the IRS and for which you have no adjustments (see instructions). However, if you choose to report all these transactions on Form 8949, leave this line blank and go to line 8b .				
8b Totals for all transactions reported on Form(s) 8949 with Box D checked				
9 Totals for all transactions reported on Form(s) 8949 with Box E checked				
10 Totals for all transactions reported on Form(s) 8949 with Box F checked				
11 Gain from Form 4797, Part I; long-term gain from Forms 2439 and 6252; and long-term gain or (loss) from Forms 4684, 6781, and 8824				11
12 Net long-term gain or (loss) from partnerships, S corporations, estates, and trusts from Schedule(s) K-1				12
13 Capital gain distributions. See the instructions				13
14 Long-term capital loss carryover. Enter the amount, if any, from line 13 of your Capital Loss Carryover Worksheet in the instructions				14 ()
15 Net long-term capital gain or (loss). Combine lines 8a through 14 in column (h). Then, go to Part III on the back				15

Part III Summary

16	Combine lines 7 and 15 and enter the result	16	-10.
	<ul style="list-style-type: none"> • If line 16 is a gain, enter the amount from line 16 on Form 1040, 1040-SR, or 1040-NR, line 7. Then, go to line 17 below. • If line 16 is a loss, skip lines 17 through 20 below. Then, go to line 21. Also be sure to complete line 22. • If line 16 is zero, skip lines 17 through 21 below and enter -0- on Form 1040, 1040-SR, or 1040-NR, line 7. Then, go to line 22. 		
17	Are lines 15 and 16 both gains? <input type="checkbox"/> Yes. Go to line 18. <input type="checkbox"/> No. Skip lines 18 through 21, and go to line 22.		
18	If you are required to complete the 28% Rate Gain Worksheet (see instructions), enter the amount, if any, from line 7 of that worksheet	18	
19	If you are required to complete the Unrecaptured Section 1250 Gain Worksheet (see instructions), enter the amount, if any, from line 18 of that worksheet	19	
20	Are lines 18 and 19 both zero or blank and you are not filing Form 4952? <input type="checkbox"/> Yes. Complete the Qualified Dividends and Capital Gain Tax Worksheet in the instructions for Form 1040, line 16. Don't complete lines 21 and 22 below. <input type="checkbox"/> No. Complete the Schedule D Tax Worksheet in the instructions. Don't complete lines 21 and 22 below.		
21	If line 16 is a loss, enter here and on Form 1040, 1040-SR, or 1040-NR, line 7, the smaller of: <ul style="list-style-type: none"> • The loss on line 16; or • (\$3,000), or if married filing separately, (\$1,500) } 	21	(10.)
	Note: When figuring which amount is smaller, treat both amounts as positive numbers.		
22	Do you have qualified dividends on Form 1040, 1040-SR, or 1040-NR, line 3a? <input checked="" type="checkbox"/> Yes. Complete the Qualified Dividends and Capital Gain Tax Worksheet in the instructions for Form 1040, line 16. <input type="checkbox"/> No. Complete the rest of Form 1040, 1040-SR, or 1040-NR.		

Sales and Other Dispositions of Capital Assets

Department of the Treasury
Internal Revenue Service

File with your Schedule D to list your transactions for lines 1b, 2, 3, 8b, 9, and 10 of Schedule D.

Go to www.irs.gov/Form8949 for instructions and the latest information.

Name(s) shown on return
AYUSH RAWAT

Social security number or taxpayer identification number
056-88-0639

Before you check Box A, B, or C below, see whether you received any Form(s) 1099-B or substitute statement(s) from your broker. A substitute statement will have the same information as Form 1099-B. Either will show whether your basis (usually your cost) was reported to the IRS by your broker and may even tell you which box to check.

Part I Short-Term. Transactions involving capital assets you held 1 year or less are generally short-term (see instructions). For long-term transactions, see page 2.

Note: You may aggregate all short-term transactions reported on Form(s) 1099-B showing basis was reported to the IRS and for which no adjustments or codes are required. Enter the totals directly on Schedule D, line 1a; you aren't required to report these transactions on Form 8949 (see instructions).

You must check Box A, B, or C below. Check only one box. If more than one box applies for your short-term transactions, complete a separate Form 8949, page 1, for each applicable box. If you have more short-term transactions than will fit on this page for one or more of the boxes, complete as many forms with the same box checked as you need.

- (A)** Short-term transactions reported on Form(s) 1099-B showing basis was reported to the IRS (see **Note** above)
- (B)** Short-term transactions reported on Form(s) 1099-B showing basis **wasn't** reported to the IRS
- (C)** Short-term transactions not reported to you on Form 1099-B

1	(a) Description of property (Example: 100 sh. XYZ Co.)	(b) Date acquired (Mo., day, yr.)	(c) Date sold or disposed of (Mo., day, yr.)	(d) Proceeds (sales price) (see instructions)	(e) Cost or other basis See the Note below and see <i>Column (e)</i> in the separate instructions.	Adjustment, if any, to gain or loss If you enter an amount in column (g), enter a code in column (f). See the separate instructions.		(h) Gain or (loss) Subtract column (e) from column (d) and combine the result with column (g).
						(f) Code(s) from instructions	(g) Amount of adjustment	
	FIDELITY BROKERAGE SERVICES LLC	01/01/23	12/31/23	3,386.	3,396.			-10.
2 Totals.	Add the amounts in columns (d), (e), (g), and (h) (subtract negative amounts). Enter each total here and include on your Schedule D, line 1b (if Box A above is checked), line 2 (if Box B above is checked), or line 3 (if Box C above is checked).			3,386.	3,396.			-10.

Note: If you checked Box A above but the basis reported to the IRS was incorrect, enter in column (e) the basis as reported to the IRS, and enter an adjustment in column (g) to correct the basis. See *Column (g)* in the separate instructions for how to figure the amount of the adjustment.

Additional Taxes on Qualified Plans (Including IRAs) and Other Tax-Favored Accounts

Attach to Form 1040, 1040-SR, 1040-NR, or 1041.

Go to www.irs.gov/Form5329 for instructions and the latest information.

Name of individual subject to additional tax. If married filing jointly, see instructions.

AYUSH RAWAT

Your social security number

056-88-0639

Fill in Your Address Only if You Are Filing This Form by Itself and Not With Your Tax Return	Home address (number and street), or P.O. box if mail is not delivered to your home		Apt. no.
	City, town or post office, state, and ZIP code. If you have a foreign address, also complete the spaces below. See instructions.		If this is an amended return, check here <input type="checkbox"/>
	Foreign country name	Foreign province/state/county	Foreign postal code

If you **only** owe the additional 10% tax on the full amount of the early distributions, you may be able to report this tax directly on Schedule 2 (Form 1040), line 8, without filing Form 5329. See instructions.

Part I Additional Tax on Early Distributions. Complete this part if you took a taxable distribution (other than a qualified disaster distribution) before you reached age 59½ from a qualified retirement plan (including an IRA) or modified endowment contract (unless you are reporting this tax directly on Schedule 2 (Form 1040)—see above). You may also have to complete this part to indicate that you qualify for an exception to the additional tax on early distributions or for certain Roth IRA distributions. See instructions.

1	Early distributions includible in income (see instructions). For Roth IRA distributions, see instructions.	1	
2	Early distributions included on line 1 that are not subject to the additional tax (see instructions). Enter the appropriate exception number from the instructions: _____	2	
3	Amount subject to additional tax. Subtract line 2 from line 1	3	
4	Additional tax. Enter 10% (0.10) of line 3. Include this amount on Schedule 2 (Form 1040), line 8 Caution: If any part of the amount on line 3 was a distribution from a SIMPLE IRA, you may have to include 25% of that amount on line 4 instead of 10%. See instructions.	4	

Part II Additional Tax on Certain Distributions From Education Accounts and ABLÉ Accounts. Complete this part if you included an amount in income, on Schedule 1 (Form 1040), line 8z, from a Coverdell education savings account (ESA) or a qualified tuition program (QTP), or on Schedule 1 (Form 1040), line 8q, from an ABLÉ account.

5	Distributions included in income from a Coverdell ESA, a QTP, or an ABLÉ account	5	
6	Distributions included on line 5 that are not subject to the additional tax (see instructions)	6	
7	Amount subject to additional tax. Subtract line 6 from line 5	7	
8	Additional tax. Enter 10% (0.10) of line 7. Include this amount on Schedule 2 (Form 1040), line 8	8	

Part III Additional Tax on Excess Contributions to Traditional IRAs. Complete this part if you contributed more to your traditional IRAs for 2023 than is allowable or you had an amount on line 17 of your 2022 Form 5329.

9	Enter your excess contributions from line 16 of your 2022 Form 5329. See instructions. If zero, go to line 15	9	
10	If your traditional IRA contributions for 2023 are less than your maximum allowable contribution, see instructions. Otherwise, enter -0-	10	
11	2023 traditional IRA distributions included in income (see instructions)	11	
12	2023 distributions of prior year excess contributions (see instructions)	12	
13	Add lines 10, 11, and 12	13	
14	Prior year excess contributions. Subtract line 13 from line 9. If zero or less, enter -0-	14	
15	Excess contributions for 2023 (see instructions)	15	
16	Total excess contributions. Add lines 14 and 15	16	
17	Additional tax. Enter 6% (0.06) of the smaller of line 16 or the value of your traditional IRAs on December 31, 2023 (including 2023 contributions made in 2024). Include this amount on Schedule 2 (Form 1040), line 8	17	

Part IV Additional Tax on Excess Contributions to Roth IRAs. Complete this part if you contributed more to your Roth IRAs for 2023 than is allowable or you had an amount on line 25 of your 2022 Form 5329.

18	Enter your excess contributions from line 24 of your 2022 Form 5329. See instructions. If zero, go to line 23	18	
19	If your Roth IRA contributions for 2023 are less than your maximum allowable contribution, see instructions. Otherwise, enter -0-	19	
20	2023 distributions from your Roth IRAs (see instructions)	20	
21	Add lines 19 and 20	21	
22	Prior year excess contributions. Subtract line 21 from line 18. If zero or less, enter -0-	22	
23	Excess contributions for 2023 (see instructions)	23	
24	Total excess contributions. Add lines 22 and 23	24	
25	Additional tax. Enter 6% (0.06) of the smaller of line 24 or the value of your Roth IRAs on December 31, 2023 (including 2023 contributions made in 2024). Include this amount on Schedule 2 (Form 1040), line 8	25	

Part V Additional Tax on Excess Contributions to Coverdell ESAs. Complete this part if the contributions to your Coverdell ESAs for 2023 were more than is allowable or you had an amount on line 33 of your 2022 Form 5329.

26	Enter the excess contributions from line 32 of your 2022 Form 5329. See instructions. If zero, go to line 31	26	
27	If the contributions to your Coverdell ESAs for 2023 were less than the maximum allowable contribution, see instructions. Otherwise, enter -0-	27	
28	2023 distributions from your Coverdell ESAs (see instructions)	28	
29	Add lines 27 and 28	29	
30	Prior year excess contributions. Subtract line 29 from line 26. If zero or less, enter -0-	30	
31	Excess contributions for 2023 (see instructions)	31	
32	Total excess contributions. Add lines 30 and 31	32	
33	Additional tax. Enter 6% (0.06) of the smaller of line 32 or the value of your Coverdell ESAs on December 31, 2023 (including 2023 contributions made in 2024). Include this amount on Schedule 2 (Form 1040), line 8	33	

Part VI Additional Tax on Excess Contributions to Archer MSAs. Complete this part if you or your employer contributed more to your Archer MSAs for 2023 than is allowable or you had an amount on line 41 of your 2022 Form 5329.

34	Enter the excess contributions from line 40 of your 2022 Form 5329. See instructions. If zero, go to line 39	34	
35	If the contributions to your Archer MSAs for 2023 are less than the maximum allowable contribution, see instructions. Otherwise, enter -0-	35	
36	2023 distributions from your Archer MSAs from Form 8853, line 8	36	
37	Add lines 35 and 36	37	
38	Prior year excess contributions. Subtract line 37 from line 34. If zero or less, enter -0-	38	
39	Excess contributions for 2023 (see instructions)	39	
40	Total excess contributions. Add lines 38 and 39	40	
41	Additional tax. Enter 6% (0.06) of the smaller of line 40 or the value of your Archer MSAs on December 31, 2023 (including 2023 contributions made in 2024). Include this amount on Schedule 2 (Form 1040), line 8	41	

Part VII Additional Tax on Excess Contributions to Health Savings Accounts (HSAs). Complete this part if you, someone on your behalf, or your employer contributed more to your HSAs for 2023 than is allowable or you had an amount on line 49 of your 2022 Form 5329.

42	Enter the excess contributions from line 48 of your 2022 Form 5329. If zero, go to line 47	42	0.
43	If the contributions to your HSAs for 2023 are less than the maximum allowable contribution, see instructions. Otherwise, enter -0-	43	
44	2023 distributions from your HSAs from Form 8889, line 16	44	
45	Add lines 43 and 44	45	
46	Prior year excess contributions. Subtract line 45 from line 42. If zero or less, enter -0-	46	
47	Excess contributions for 2023 (see instructions)	47	66.
48	Total excess contributions. Add lines 46 and 47	48	66.
49	Additional tax. Enter 6% (0.06) of the smaller of line 48 or the value of your HSAs on December 31, 2023 (including 2023 contributions made in 2024). Include this amount on Schedule 2 (Form 1040), line 8	49	0.

Part VIII Additional Tax on Excess Contributions to an ABLE Account. Complete this part if contributions to your ABLE account for 2023 were more than is allowable.

50	Excess contributions for 2023 (see instructions)	50	
51	Additional tax. Enter 6% (0.06) of the smaller of line 50 or the value of your ABLE account on December 31, 2023. Include this amount on Schedule 2 (Form 1040), line 8	51	

Part IX Additional Tax on Excess Accumulation in Qualified Retirement Plans (Including IRAs). Complete this part if you did not receive the minimum required distribution from your qualified retirement plan.

52	Minimum required distribution for 2023 (see instructions)	52	
53	Amount actually distributed to you in 2023 (see instructions)	53	
54	Subtract line 53 from line 52. If zero or less, enter -0-	54	
55	Additional tax. See instructions for how to calculate the additional tax. If you qualify for the 10% tax rate on excess accumulations in at least one qualified retirement plan, check this box. <input type="checkbox"/> Include this amount on Schedule 2 (Form 1040), line 8 or Form 1041, Schedule G, line 8	55	

Sign Here Only if You Are Filing This Form by Itself and Not With Your Tax Return Under penalties of perjury, I declare that I have examined this form, including accompanying attachments, and to the best of my knowledge and belief, it is true, correct, and complete. Declaration of preparer (other than taxpayer) is based on all information of which preparer has any knowledge.

Your signature _____ Date _____

Paid Preparer Use Only	Print/Type preparer's name	Preparer's signature	Date	Check <input type="checkbox"/> if self-employed	PTIN
	Firm's name	Firm's EIN			
	Firm's address	Phone no.			

Health Savings Accounts (HSAs)

Department of the Treasury
Internal Revenue Service

Attach to Form 1040, 1040-SR, or 1040-NR.
Go to www.irs.gov/Form8889 for instructions and the latest information.

2023
Attachment
Sequence No. **52**

Name(s) shown on Form 1040, 1040-SR, or 1040-NR

Social security number of HSA beneficiary.
If both spouses have HSAs, see instructions.
056-88-0639

AYUSH RAWAT

Before you begin: Complete Form 8853, Archer MSAs and Long-Term Care Insurance Contracts, if required.

Part I HSA Contributions and Deduction. See the instructions before completing this part. If you are filing jointly and both you and your spouse each have separate HSAs, complete a separate Part I for each spouse.

1	Check the box to indicate your coverage under a high-deductible health plan (HDHP) during 2023. See instructions	<input checked="" type="checkbox"/> Self-only <input type="checkbox"/> Family
2	HSA contributions you made for 2023 (or those made on your behalf), including those made by the unextended due date of your tax return that were for 2023. Do not include employer contributions, contributions through a cafeteria plan, or rollovers. See instructions	2 0.
3	If you were under age 55 at the end of 2023 and, on the first day of every month during 2023, you were, or were considered, an eligible individual with the same coverage, enter \$3,850 (\$7,750 for family coverage). All others , see the instructions for the amount to enter	3 3,850.
4	Enter the amount you and your employer contributed to your Archer MSAs for 2023 from Form 8853, lines 1 and 2. If you or your spouse had family coverage under an HDHP at any time during 2023, also include any amount contributed to your spouse's Archer MSAs	4
5	Subtract line 4 from line 3. If zero or less, enter -0-	5 3,850.
6	Enter the amount from line 5. But if you and your spouse each have separate HSAs and had family coverage under an HDHP at any time during 2023, see the instructions for the amount to enter	6 3,850.
7	If you were age 55 or older at the end of 2023, married, and you or your spouse had family coverage under an HDHP at any time during 2023, enter your additional contribution amount. See instructions	7 0.
8	Add lines 6 and 7	8 3,850.
9	Employer contributions made to your HSAs for 2023	9 3,916.
10	Qualified HSA funding distributions	10
11	Add lines 9 and 10	11 3,916.
12	Subtract line 11 from line 8. If zero or less, enter -0-	12 0.
13	HSA deduction. Enter the smaller of line 2 or line 12 here and on Schedule 1 (Form 1040), Part II, line 13 Caution: If line 2 is more than line 13, you may have to pay an additional tax. See instructions.	13 0.

Part II HSA Distributions. If you are filing jointly and both you and your spouse each have separate HSAs, complete a separate Part II for each spouse.

14a	Total distributions you received in 2023 from all HSAs (see instructions)	14a
b	Distributions included on line 14a that you rolled over to another HSA. Also include any excess contributions (and the earnings on those excess contributions) included on line 14a that were withdrawn by the due date of your return. See instructions	14b
c	Subtract line 14b from line 14a	14c
15	Qualified medical expenses paid using HSA distributions (see instructions)	15
16	Taxable HSA distributions. Subtract line 15 from line 14c. If zero or less, enter -0-. Also, include this amount in the total on Schedule 1 (Form 1040), Part I, line 8f	16
17a	If any of the distributions included on line 16 meet any of the Exceptions to the Additional 20% Tax (see instructions), check here <input type="checkbox"/>	
b	Additional 20% tax (see instructions). Enter 20% (0.20) of the distributions included on line 16 that are subject to the additional 20% tax. Also, include this amount in the total on Schedule 2 (Form 1040), Part II, line 17c	17b

Part III Income and Additional Tax for Failure To Maintain HDHP Coverage. See the instructions before completing this part. If you are filing jointly and both you and your spouse each have separate HSAs, complete a separate Part III for each spouse.

18	Last-month rule	18
19	Qualified HSA funding distribution	19
20	Total income. Add lines 18 and 19. Include this amount on Schedule 1 (Form 1040), Part I, line 8f	20
21	Additional tax. Multiply line 20 by 10% (0.10). Include this amount in the total on Schedule 2 (Form 1040), Part II, line 17d	21

Additional Medicare Tax

If any line does not apply to you, leave it blank. See separate instructions.
 Attach to Form 1040, 1040-SR, 1040-NR, or 1040-SS.
 Go to www.irs.gov/Form8959 for instructions and the latest information.

Name(s) shown on return
 AYUSH RAWAT

Your social security number
 056-88-0639

Part I Additional Medicare Tax on Medicare Wages

1 Medicare wages and tips from Form W-2, box 5. If you have more than one Form W-2, enter the total of the amounts from box 5	1	248,659.		
2 Unreported tips from Form 4137, line 6	2			
3 Wages from Form 8919, line 6	3			
4 Add lines 1 through 3	4	248,659.		
5 Enter the following amount for your filing status:				
Married filing jointly \$250,000				
Married filing separately \$125,000				
Single, Head of household, or Qualifying surviving spouse \$200,000	5	125,000.		
6 Subtract line 5 from line 4. If zero or less, enter -0-	6			123,659.
7 Additional Medicare Tax on Medicare wages. Multiply line 6 by 0.9% (0.009). Enter here and go to Part II	7			1,113.

Part II Additional Medicare Tax on Self-Employment Income

8 Self-employment income from Schedule SE (Form 1040), Part I, line 6. If you had a loss, enter -0-	8			
9 Enter the following amount for your filing status:				
Married filing jointly \$250,000				
Married filing separately \$125,000				
Single, Head of household, or Qualifying surviving spouse \$200,000	9			
10 Enter the amount from line 4	10			
11 Subtract line 10 from line 9. If zero or less, enter -0-	11			
12 Subtract line 11 from line 8. If zero or less, enter -0-	12			
13 Additional Medicare Tax on self-employment income. Multiply line 12 by 0.9% (0.009). Enter here and go to Part III	13			

Part III Additional Medicare Tax on Railroad Retirement Tax Act (RRTA) Compensation

14 Railroad retirement (RRTA) compensation and tips from Form(s) W-2, box 14 (see instructions)	14			
15 Enter the following amount for your filing status:				
Married filing jointly \$250,000				
Married filing separately \$125,000				
Single, Head of household, or Qualifying surviving spouse \$200,000	15			
16 Subtract line 15 from line 14. If zero or less, enter -0-	16			
17 Additional Medicare Tax on railroad retirement (RRTA) compensation. Multiply line 16 by 0.9% (0.009). Enter here and go to Part IV	17			

Part IV Total Additional Medicare Tax

18 Add lines 7, 13, and 17. Also include this amount on Schedule 2 (Form 1040), line 11 (Form 1040-SS filers, see instructions), and go to Part V	18			1,113.
--	-----------	--	--	--------

Part V Withholding Reconciliation

19 Medicare tax withheld from Form W-2, box 6. If you have more than one Form W-2, enter the total of the amounts from box 6	19	4,043.		
20 Enter the amount from line 1	20	248,659.		
21 Multiply line 20 by 1.45% (0.0145). This is your regular Medicare tax withholding on Medicare wages	21	3,606.		
22 Subtract line 21 from line 19. If zero or less, enter -0-. This is your Additional Medicare Tax withholding on Medicare wages	22			437.
23 Additional Medicare Tax withholding on railroad retirement (RRTA) compensation from Form W-2, box 14 (see instructions)	23			
24 Total Additional Medicare Tax withholding. Add lines 22 and 23. Also include this amount with federal income tax withholding on Form 1040, 1040-SR, or 1040-NR, line 25c (Form 1040-SS filers, see instructions)	24			437.

Net Investment Income Tax— Individuals, Estates, and Trusts

Attach to your tax return.

Go to www.irs.gov/Form8960 for instructions and the latest information.

Name(s) shown on your tax return
AYUSH RAWAT

Your social security number or EIN
056-88-0639

Part I Investment Income Section 6013(g) election (see instructions)
 Section 6013(h) election (see instructions)
 Regulations section 1.1411-10(g) election (see instructions)

1	Taxable interest (see instructions)		1	177.
2	Ordinary dividends (see instructions)		2	506.
3	Annuities (see instructions)		3	
4a	Rental real estate, royalties, partnerships, S corporations, trusts, trades or businesses, etc. (see instructions)	4a		
b	Adjustment for net income or loss derived in the ordinary course of a non-section 1411 trade or business (see instructions)	4b		
c	Combine lines 4a and 4b		4c	
5a	Net gain or loss from disposition of property (see instructions)	5a	-10.	
b	Net gain or loss from disposition of property that is not subject to net investment income tax (see instructions)	5b		
c	Adjustment from disposition of partnership interest or S corporation stock (see instructions)	5c		
d	Combine lines 5a through 5c		5d	-10.
6	Adjustments to investment income for certain CFCs and PFICs (see instructions)		6	
7	Other modifications to investment income (see instructions)		7	
8	Total investment income. Combine lines 1, 2, 3, 4c, 5d, 6, and 7		8	673.

Part II Investment Expenses Allocable to Investment Income and Modifications

9a	Investment interest expenses (see instructions)	9a		
b	State, local, and foreign income tax (see instructions)	9b		
c	Miscellaneous investment expenses (see instructions)	9c		
d	Add lines 9a, 9b, and 9c		9d	
10	Additional modifications (see instructions)		10	
11	Total deductions and modifications. Add lines 9d and 10		11	

Part III Tax Computation

12	Net investment income. Subtract Part II, line 11, from Part I, line 8. Individuals, complete lines 13–17. Estates and trusts, complete lines 18a–21. If zero or less, enter -0-		12	673.
Individuals:				
13	Modified adjusted gross income (see instructions)	13	234,598.	
14	Threshold based on filing status (see instructions)	14	125,000.	
15	Subtract line 14 from line 13. If zero or less, enter -0-	15	109,598.	
16	Enter the smaller of line 12 or line 15		16	673.
17	Net investment income tax for individuals. Multiply line 16 by 3.8% (0.038). Enter here and include on your tax return (see instructions)		17	26.
Estates and Trusts:				
18a	Net investment income (line 12 above)	18a		
b	Deductions for distributions of net investment income and charitable deductions (see instructions)	18b		
c	Undistributed net investment income. Subtract line 18b from line 18a (see instructions). If zero or less, enter -0-	18c		
19a	Adjusted gross income (see instructions)	19a		
b	Highest tax bracket for estates and trusts for the year (see instructions)	19b		
c	Subtract line 19b from line 19a. If zero or less, enter -0-	19c		
20	Enter the smaller of line 18c or line 19c		20	
21	Net investment income tax for estates and trusts. Multiply line 20 by 3.8% (0.038). Enter here and include on your tax return (see instructions)		21	

Name(s) Shown on Return
AYUSH RAWAT

Social Security Number
056-88-0639

TSJ T

Payer FIDELITY BROKERAGE SERVICES LLC

A Additional 1099-DIV information:

- 1a Box 2c - Section 1202 gain eligible for 50% exclusion on QSB stock
1b Section 1202 gain eligible for 60% exclusion (QSB Empowerment Zone stock)
1c Section 1202 gain eligible for 75% exclusion on QSB stock
1d Section 1202 gain eligible for 100% exclusion on QSB stock
2 Box 2d - Collectibles (28%) gain
3 Box 5 - Section 199A dividends
4 Box 6 - Investment expenses
5 US Govt. Interest included in total dividends
6 Box 11 - FATCA filing requirement

B Withholding information:

- 1 Federal income tax withheld Federal 118.
2 State 3 State identification no. 4 State tax withheld
3 I confirm that the state withholding identification number(s) are accurate . . .

C Exempt-interest dividends: (included on line 2a of Form 1040 or 1040-NR)

- 1 Total exempt-interest dividends (do not include in box 1 or box 3)
2 Private activity bond amount included in line C-1 above
OR
3 Percent of private activity bond amount included in line C-1 above. (Enter 75 percent as 75.00%)
4 State (postal code) for exempt-interest dividends

D Adjustment information:

- 1 Select type of adjustment:
N Nominee H Other D ESOP distribution
2 Amount of Adjustment

E Margin interest expense for Form 4952:

- 1 Margin interest paid

F Foreign tax information: All income is assumed passive. See Help.

- 1 Box 7 - Foreign tax paid in U.S. dollars 124.
Check this box if foreign tax is from a mutual fund or regulated investment company. See Tax Help for additional information.
2 Box 8 - Foreign country or U.S. possession . . . (Imported name:)
3 Report on Schedule A X OR
DoubleClick to link to a copy of Form 1116
4 For Form 1116, select which column A B C
5 Select whether taxes were paid (P) or accrued (A)
6 Date paid or accrued
7 Total foreign source income
8 Section 897 ordinary dividends
9 Section 897 capital gain

Additional Payer and Recipient Information

Payer's TIN
Payer's address and ZIP code
Street
City
State
Foreign Country
Recipient's address and ZIP code
Transfer address from Federal Information Wks
Street
City
State
Foreign Country

Form 1099-B Worksheet

▶ Keep for your records

2023

Name(s) Shown on Return
AYUSH RAWAT

Social Security No.
056-88-0639

Name of reporting financial institution ▶ FIDELITY BROKERAGE SERVICES LLC
Acct Number ▶ 219-890524 **Reporter's Tax ID** . . . ▶ 04-3523567
Owner of account ▶ _____
Transactions were not reported to IRS . . . ▶

Form 8949 Reporting Exception Transactions					
<i>Any transactions that are eligible to be reported directly on Schedule D, bypassing Form 8949, may be summarized here.</i>					
Box A transactions to report directly on Sch D, Line 1a (short term)	<table border="1" style="width: 100%;"><tr><th style="width: 50%;">Proceeds</th><th style="width: 50%;">Cost Basis</th></tr><tr><td> </td><td> </td></tr></table>	Proceeds	Cost Basis		
Proceeds	Cost Basis				
Box D transactions to report directly on Sch D, Line 8a (long term)	<table border="1" style="width: 100%;"><tr><th style="width: 50%;">Proceeds</th><th style="width: 50%;">Cost Basis</th></tr><tr><td> </td><td> </td></tr></table>	Proceeds	Cost Basis		
Proceeds	Cost Basis				
<i>(Do not duplicate any transactions summarized above when making entries in the table below.)</i>					

Quick Entry Table									
<i>If you have additional sale info to enter for a sale, double-click on any field in the table to QuickZoom to the associated Capital Gain (Loss) Adjustments Worksheet. (See field help for more details.)</i>									
Sale#	Property Description			Sales Price (Proceeds)	Cost or Other Basis	Disallowed Wash Sale			
8949 Box	Date Sold	Date Acquired	Holding Period	Basis Reported to IRS?		Reported on Form 1099B?			
Adjustment Amount*	Adjustment Code(s)*	Holding Period	Basis Reported to IRS?	Basis Reported to IRS?		Reported on Form 1099B?			
1	FIDELITY BROKERAGE SERVICES LLC			3,386.35	3,396.32				
A	12/31/23	01/01/23	S	Yes <input checked="" type="checkbox"/>	No <input type="checkbox"/>	Yes <input checked="" type="checkbox"/>	No <input type="checkbox"/>	No <input type="checkbox"/>	No <input type="checkbox"/>
				Yes <input type="checkbox"/>	No <input type="checkbox"/>	Yes <input type="checkbox"/>	No <input type="checkbox"/>	No <input type="checkbox"/>	No <input type="checkbox"/>
				Yes <input type="checkbox"/>	No <input type="checkbox"/>	Yes <input type="checkbox"/>	No <input type="checkbox"/>	No <input type="checkbox"/>	No <input type="checkbox"/>
				Yes <input type="checkbox"/>	No <input type="checkbox"/>	Yes <input type="checkbox"/>	No <input type="checkbox"/>	No <input type="checkbox"/>	No <input type="checkbox"/>
				Yes <input type="checkbox"/>	No <input type="checkbox"/>	Yes <input type="checkbox"/>	No <input type="checkbox"/>	No <input type="checkbox"/>	No <input type="checkbox"/>

Sale Results for Form 8949								
#	8949 Box	Description	Sale Proceeds	Cost Basis	Adj. Code(s)	Adjustment Amount	Gain or (Loss)	S/L
1	A	FIDELITY BROKERAGE SERVICES LLC	3,386.35	3,396.32			-9.97	S

Brokerage Statement (Form 1099-B or substitute) Summary Table						
<i>This table shows gains and losses by "8949 Box" (i.e. the Box to be checked on Form 8949) to assist in reconciling the transactions in the Quick Entry Table with the brokerage statement they may have been reported on. Note that individual sales are rounded off to the nearest dollar. As result, the various summarized values below may differ slightly from statement totals.</i>						
Sale Type	Proceeds	Cost Basis	Gain/(Loss)	Adjustment Amt	Adj Gain/(Loss)	Code(s)
Box A	3,386.35	3,396.32	-9.97		-9.97	
Box B						
Box C						
Box D						
Box E						
Box F						
Totals	3,386.35	3,396.32	-9.97		-9.97	

Form 8949 and Schedule D Totals					
<i>Totals gains/losses as they will appear on Form 8949 and Schedule D.</i>					
<i>Note that these totals may differ from your statement to comply with IRS rounding instructions. (See help)</i>					
Location on tax return	Proceeds	Cost Basis	Adjustment Amt	Code(s)	Adj Gain/(Loss)
Sch D, Line 1a					
Form 8949, Box A	3,386.00	3,396.00			-10.00
Form 8949, Box B					
Form 8949, Box C					
Sch D, Line 8a					
Form 8949, Box D					
Form 8949, Box E					
Form 8949, Box F					

Additional Summary Data

Includes summary of withholding found on related Capital Gain (Loss) Adjustment Worksheets.

Total Federal Backup Withholding _____

State ID

State Backup Withholding _____

Total State Backup Withholding _____

Total Collectible Gain/(Loss) _____

Qualified Small Business (QSB) gain (Sec 1202)	Total Gain	Excluded Gain	Net Gain
Maximum 50% exclusion gain ▶			
Maximum 60% exclusion gain ▶			
Maximum 75% exclusion gain ▶			
Maximum 100% exclusion gain ▶			

PDF Attachment

Does a statement need to be attached to this return? Yes No



New York State E-File Signature Authorization for Tax Year 2023

For Forms IT-201, IT-201-X, IT-203, IT-203-X, IT-214, and NYC-210

Electronic return originator (ERO): Do not mail this form to the Tax Department. Keep it for your records.

Taxpayer's name AYUSH RAWAT	Spouse's name (jointly filed return only)
--------------------------------	---

Purpose

Form TR-579-IT must be completed to authorize an ERO to e-file a personal income tax return and to transmit bank account information for the electronic funds withdrawal.

EROs must complete Part C prior to transmitting electronically filed income tax returns (Forms IT-201, IT-201-X, IT-203, IT-203-X, IT-214, and NYC-210).

Both the paid preparer and the ERO are required to sign Part C. However, an individual performing as both the paid preparer and the ERO is only required to sign as the paid preparer. It is not necessary to include the ERO signature in this case. Note that an alternative signature can be used as described in Publication 58, *Information for Income Tax Return Preparers*, available on our website.

General instructions

Taxpayers must complete Part B before the ERO transmits the taxpayer's electronically filed Forms IT-201, *Resident Income Tax Return*, IT-201-X, *Amended Resident Income Tax Return*, IT-203, *Nonresident and Part-Year Resident Income Tax Return*, IT-203-X, *Amended Nonresident and Part-Year Resident Income Tax Return*, IT-214, *Claim for Real Property Tax Credit*, and NYC-210, *Claim for New York City School Tax Credit*. Note that an electronic signature can be used as described in TSB-M-20(1)C, (2)I, *E-File Authorizations (TR-579 forms) for Taxpayers Using a Paid Preparer for Electronically Filed Tax Returns*.

This form is not required for electronically filed Form IT-370, *Application for Automatic Six-Month Extension of Time to File for Individuals*. See Form TR-579.1-IT, *New York State Taxpayer Authorization for Electronic Funds Withdrawal for Tax Year 2023 Form IT-370 and Tax Year 2024 Form IT-2105*.

For returns filed jointly, both spouses must complete and sign Form TR-579-IT.

Part A – Tax return information

1 Federal adjusted gross income (from applicable line)	1.	234598.
2 Refund	2.	4395.
3 Amount you owe	3.	
4 Financial institution routing number	4.	124085260
5 Financial institution account number	5.	300053337505
6 Account type: <input checked="" type="checkbox"/> Personal checking <input type="checkbox"/> Personal savings <input type="checkbox"/> Business checking <input type="checkbox"/> Business savings		

Part B – Declaration of taxpayer and authorizations for Forms IT-201, IT-201-X, IT-203, IT-203-X, IT-214, and NYC-210

Under penalty of perjury, I declare that I have examined the information on my 2023 New York State electronic personal income tax return, including any accompanying schedules, attachments, and statements, and certify that my electronic return is true, correct, and complete. The ERO has my consent to send my 2023 New York State electronic return to New York State through the Internal Revenue Service (IRS). In addition, by using a computer system and software to prepare and transmit my form electronically, I consent to the disclosure to New York State of all information pertaining to the transmission of my tax form electronically. I understand that by executing this Form TR-579-IT, I am authorizing the ERO to sign and file this return on my behalf and agree that the ERO's submission of my personal income tax return to the

IRS, together with this authorization, will serve as the electronic signature for the return and any authorized payment transaction. If I am paying my New York State personal income taxes due by electronic funds withdrawal, I certify that the account holder has authorized the New York State Tax Department and its designated financial agents to initiate an electronic funds withdrawal from the financial institution account indicated on my 2023 electronic return, and authorized the financial institution to withdraw the amount from that account. As New York does not support International ACH Transactions (IAT), I attest the source for these funds is within the United States. I understand and agree that I may revoke this authorization for payment only by contacting the Tax Department no later than two (2) business days prior to the payment date.

Taxpayer's signature	Date
Spouse's signature (jointly filed return only)	Date

Part C – Declaration of electronic return originator (ERO) and paid preparer

Under penalty of perjury, I declare that the information contained in this 2023 New York State electronic personal income tax return is the information furnished to me by the taxpayer. If the taxpayer furnished me a completed paper 2023 New York State return signed by a paid preparer, I declare that the information contained in the taxpayer's 2023 New York State electronic return

is identical to that contained in the paper copy of the return. If I am the paid preparer, under penalty of perjury I declare that I have examined this 2023 New York State electronic personal income tax return, and, to the best of my knowledge and belief, the return is true, correct, and complete. I have based this declaration on all information available to me.

Do not mail Form TR-579-IT to the Tax Department:

EROs must keep this form for three years and present it to the Tax Department upon request.

ERO's signature	Print name GLOBAL TAXES LLC	Date
Paid preparer's signature	Print name SYAM PRIYA RAM SAGAR GUPTA	Date 04122024



Department of Taxation and Finance

Nonresident and Part-Year Resident Income Tax Return

New York State • New York City • Yonkers • MCTMT

For the year January 1, 2023, through December 31, 2023, or fiscal year beginning

IT-203

23

For help completing your return, see the instructions, Form IT-203-I.

and ending

Your first name and middle initial AYUSH		Your last name (for a joint return, enter spouse's name on line below) RAWAT		Your date of birth (mmddyyyy) 03141992		Your Social Security number 056880639	
Spouse's first name and middle initial		Spouse's last name		Spouse's date of birth (mmddyyyy)		Spouse's Social Security number 785579678	
Mailing address (see instructions) (number and street or PO Box) 88 CLIFTON PL				Apartment number 401		New York State county of residence NR	
City, village, or post office JERSEY CITY			State NJ	ZIP code 07304	Country UNITED STATES		School district name NR
Taxpayer's permanent home address (see instructions) (no. and street or rural route)				Apartment no.		City, village, or post office	School district code number
State		ZIP code		Country		Decedent information	Taxpayer's date of death
							Spouse's date of death

- A Filing status** (mark an X in one box):
- ① Single
 - ② Married filing joint return (enter both spouses' Social Security numbers above)
 - ③ Married filing separate return (enter both spouses' Social Security numbers above)
 - ④ Head of household (with qualifying person)
 - ⑤ Qualifying surviving spouse

B Did you itemize your deductions on your 2023 federal income tax return? Yes No

C Can you be claimed as a dependent on another taxpayer's federal return? Yes No

D1 Did you have a financial account located in a foreign country? Yes No



- D2 (1) Did you or your spouse maintain living quarters in Yonkers** for any part of 2023? Yes No
If Yes:
- (2) Number of months **you** lived in Yonkers in 2023 ...
- (3) Number of months **your spouse** lived in Yonkers in 2023 ...
If No:
- (4) Did you or your spouse work in Yonkers while not living in Yonkers for any part of 2023 ... Yes No

- E New York City part-year residents only** (This includes the Bronx, Brooklyn, Manhattan, Queens, and Staten Island)
- (1) Number of months **you** lived in NY City in 2023
- (2) Number of months **your spouse** lived in NY City in 2023

F Enter your 2-character special condition code(s) if applicable

- G New York State part-year residents**
- Enter the date you moved into or out of NYS (mmddyyyy)
- On the last day of the tax year (mark an X in one box):
- 1) Lived in NYS
 - 2) Lived outside NYS; received income from NYS sources during nonresident period
 - 3) Lived outside NYS; received no income from NYS sources during nonresident period

H Did you or your spouse maintain living quarters in NYS in 2023? Yes No
(if Yes, complete Form IT-203-B)

I Dependent information

First name and middle initial	Last name	Relationship	Social Security number	Date of birth (mmddyyyy)

If more than 6 dependents, mark an X in the box.



203001233555

For office use only

NO HANDWRITTEN ENTRIES, OTHER THAN SIGNATURE, ON THIS FORM

Enter your Social Security number
056880639

Federal income and adjustments

Federal amount
Whole dollars only

New York State amount
Whole dollars only

Table with 3 columns: Line number, Federal amount, New York State amount. Rows include Wages, salaries, tips, etc. (233859.00), Taxable interest income (.00), Ordinary dividends (506.00), Taxable refunds, credits, or offsets of state and local income taxes (.00), Alimony received (.00), Business income or loss (.00), Capital gain or loss (-10.00), Other gains or losses (.00), Taxable amount of IRA distributions (.00), Taxable amount of pensions/annuities (.00), Rental real estate, royalties, partnerships, S corporations, trusts, etc. (.00), Rental real estate included in line 11 (federal amount) (12.00), Farm income or loss (.00), Unemployment compensation (.00), Taxable amount of Social Security benefits (.00), Other income (Identify: FM8889 HLTH SAV) (66.00), Add lines 1 through 11 and 13 through 16 (234598.00), Total federal adjustments to income (Identify:) (.00), Federal adjusted gross income (subtract line 18 from line 17) (19. 234598.00).

New York additions

Table with 3 columns: Line number, Federal amount, New York State amount. Rows include Interest income on state and local bonds and obligations (but not those of New York State or its localities) (20. .00), Public employee 414(h) retirement contributions (21. .00), Other (Form IT-225, line 9) (22. .00), Add lines 19 through 22 (23. 234598.00).

New York subtractions

Table with 3 columns: Line number, Federal amount, New York State amount. Rows include Taxable refunds, credits, or offsets of state and local income taxes (from line 4) (24. .00), Pensions of NYS and local governments and the federal government (25. .00), Taxable amount of Social Security benefits (from line 15) (26. .00), Interest income on U.S. government bonds (27. .00), Pension and annuity income exclusion (28. .00), Other (Form IT-225, line 18) (29. .00), Add lines 24 through 29 (30. .00), New York adjusted gross income (subtract line 30 from line 23) (31. 234598.00).

32 Enter the amount from line 31, Federal amount column 32. 234598.00

NO HANDWRITTEN ENTRIES, OTHER THAN SIGNATURE, ON THIS FORM

203002233555



Name(s) as shown on page 1
AYUSH RAWAT

Enter your Social Security number
056880639

Standard deduction or itemized deduction

33	Enter your standard deduction or your itemized deduction (from Form IT-196). Mark an X in the appropriate box: ... <input checked="" type="checkbox"/> Standard – or – <input type="checkbox"/> Itemized	33	8000.00
34	Subtract line 33 from line 32 (if line 33 is more than line 32, leave blank)	34	226598.00
35	Dependent exemptions (enter the number of dependents listed in Item I; see instructions)	35	000.00
36	New York taxable income (subtract line 35 from line 34)	36	226598.00

Tax computation, credits, and other taxes

37	New York taxable income (from line 36)	37	226598.00
38	New York State tax on line 37 amount	38	14394.00
39	New York State household credit	39	.00
40	Subtract line 39 from line 38 (if line 39 is more than line 38, leave blank)	40	14394.00
41	New York State child and dependent care credit	41	.00
42	Subtract line 41 from line 40 (if line 41 is more than line 40, leave blank)	42	14394.00
43	New York State earned income credit	43	.00

44	Base tax (subtract line 43 from line 42; if line 43 is more than line 42, leave blank)	44	14394.00
----	--	----	----------

45	Income percentage	New York State amount from line 31	Federal amount from line 31	Round result to 4 decimal places
		233859.00	234598.00	45 0.9968

46	Allocated New York State tax (multiply line 44 by the decimal on line 45)	46	14348.00
47	New York State nonrefundable credits (Form IT-203-ATT, line 8)	47	.00
48	Subtract line 47 from line 46 (if line 47 is more than line 46, leave blank)	48	14348.00
49	Net other New York State taxes (Form IT-203-ATT, line 33)	49	.00
50	Total New York State taxes (add lines 48 and 49)	50	14348.00

New York City and Yonkers taxes, credits, and surcharges, and MCTMT

51	Part-year New York City resident tax (Form IT-360.1)	51	.00	See instructions to compute New York City and Yonkers taxes, credits, and surcharges.
52	Part-year resident nonrefundable New York City child and dependent care credit	52	.00	
52a	Subtract line 52 from line 51	52a	.00	
52b	MCTMT net earnings base for Zone 1	52b	.00	See instructions to compute the MCTMT for each zone.
52c	MCTMT net earnings base for Zone 2	52c	.00	
52d	MCTMT for Zone 1	52d	.00	
52e	MCTMT for Zone 2	52e	.00	
52f	Total MCTMT (add lines 52d and 52e)	52f	.00	
53	Yonkers nonresident earnings tax (Form Y-203)	53	.00	
54	Part-year Yonkers resident income tax surcharge (Form IT-360.1)	54	.00	
55	Total New York City and Yonkers taxes / surcharges and MCTMT (add lines 52a, and 52f through 54)	55	.00	

56	Sales or use tax (Do not leave blank.)	56	0.00
----	--	----	------

57	Voluntary contributions (Form IT-227, Part 2, line 1)	57	.00
----	---	----	-----

58	Total New York State, New York City, Yonkers, and sales or use taxes, MCTMT, and voluntary contributions (add lines 50, 55, 56, and 57)	58	14348.00
----	--	----	----------

NO HANDWRITTEN ENTRIES, OTHER THAN SIGNATURE, ON THIS FORM

203003233555



Enter your Social Security number
056880639

59 Enter amount from line 58 59 14348 .00

Payments and refundable credits

Table with 3 columns: Line number, Description, Amount. Includes lines 60-66 for NYC school tax credit, other refundable credits, and total payments.

If applicable, complete Form(s) IT-2 and/or IT-1099-R and submit them with your return. Do not send federal Form W-2 with your return.

Your refund, amount you owe, and account information

Table with 3 columns: Line number, Description, Amount. Includes lines 67-68b for amount overpaid, refund available, and refund after NYS 529 account deposit.

Mark one refund choice: [X] direct deposit to checking or savings account (fill in line 73) - or - [] paper check

Refund? Direct deposit is the easiest, fastest way to get your refund. See instructions for payment options.

Table with 3 columns: Line number, Description, Amount. Includes lines 69-72 for amount applied to 2024 tax, amount owed, and other penalties.

See instructions for the proper assembly of your return.

73 Account information for direct deposit or electronic funds withdrawal. If the funds for your payment (or refund) would come from (or go to) an account outside the U.S., mark an X in this box []

73a Account type: [X] Personal checking - or - [] Personal savings - or - [] Business checking - or - [] Business savings

73b Routing number 124085260 73c Account number 300053337505

74 Electronic funds withdrawal Date [] Amount [] .00

Third-party designee? (see instr.) Yes [] No [X] Print designee's name, Designee's phone number, Personal identification number (PIN), Email:

Preparer information: Paid preparer must complete. Includes fields for signature, printed name, firm name, address, PTIN/SSN, employer ID, and date.

Taxpayer(s) must sign here. Includes fields for signature, occupation, spouse's signature, date, and daytime phone number.

See instructions for where to mail your return.

NO HANDWRITTEN ENTRIES, OTHER THAN SIGNATURE, ON THIS FORM





Department of Taxation and Finance

Summary of W-2 Statements

New York State • New York City • Yonkers

IT-2

Do not detach or separate the W-2 Records below. File Form IT-2 as an entire page with your return. See instructions on the back.

W-2 Record 1

Box a Employee's Social Security number for this W-2 Record

056880639

Box b Employer identification number (EIN)

820544687

Box c Employer's information

Employer's name			
AMAZON COM SERVICES LLC			
Employer's address (number and street)			
PO BOX 80726			
City	State	ZIP code	Country
SEATTLE	WA	98108	

Box 1 Wages, tips, other compensation

233859.00

Box 8 Allocated tips

.00

Box 10 Dependent care benefits

.00

Box 11 Nonqualified plans

.00

Box 12a Amount

253.00

Code

C

Box 12b Amount

14800.00

Code

D

Box 12c Amount

3916.00

Code

W

Box 12d Amount

7549.00

Code

AA

Box 14a Amount

31.00

Description

NY SDI

Box 14b Amount

8189.00

Description

RSU

Box 14c Amount

.00

Description

Box 14d Amount

.00

Description

Box 13 Statutory employee

Retirement plan

Third-party sick pay

Corrected (W-2c)

NY State information:

Box 15a NY State

N|Y

Box 16a NYS wages, tips, etc.

233859.00

Box 17a NYS income tax withheld

18743.00

Other state information:

Box 15b other state

N|J

Box 16b Other state wages, tips, etc.

238335.00

Box 17b Other state income tax withheld

.00

NYC and Yonkers information (see instr.):

Box 18 Local wages, tips, etc.

Locality a .00

Locality b .00

Box 19 Local income tax withheld

Locality a .00

Locality b .00

Box 20 Locality name

Locality a

Locality b

Do not detach. W-2 Record 2

Box a Employee's Social Security number for this W-2 Record

056880639

Box b Employer identification number (EIN)

820544687

Box c Employer's information

Employer's name			
AMAZON COM SERVICES LLC			
Employer's address (number and street)			
PO BOX 80726			
City	State	ZIP code	Country
SEATTLE	WA	98108	

Box 1 Wages, tips, other compensation

.00

Box 8 Allocated tips

.00

Box 10 Dependent care benefits

.00

Box 11 Nonqualified plans

.00

Box 12a Amount

7666.00

Code

DD

Box 12b Amount

.00

Code

Box 12c Amount

.00

Code

Box 12d Amount

.00

Code

Box 14a Amount

.00

Description

Box 14b Amount

.00

Description

Box 14c Amount

.00

Description

Box 14d Amount

.00

Description

Box 13 Statutory employee

Retirement plan

Third-party sick pay

Corrected (W-2c)

NY State information:

Box 15a NY State

N|Y

Box 16a NYS wages, tips, etc.

.00

Box 17a NYS income tax withheld

.00

Other state information:

Box 15b other state

|

Box 16b Other state wages, tips, etc.

.00

Box 17b Other state income tax withheld

.00

NYC and Yonkers information (see instr.):

Box 18 Local wages, tips, etc.

Locality a .00

Locality b .00

Box 19 Local income tax withheld

Locality a .00

Locality b .00

Box 20 Locality name

Locality a

Locality b

NO HANDWRITTEN ENTRIES ON THIS FORM

102001233555




2023 NJ-1040
New Jersey Resident Income Tax Return

For Privacy Act Notification, See Instructions

1555

NJ-1040
2023
Page 1



040MP01230

Your Social Security Number (required)
056880639

Last Name, First Name, Initial (Joint Filers enter first name and middle initial of each. Enter spouse's/CU partner's last name ONLY if different.)
RAWAT AYUSH

Spouse's/CU Partner's SSN (if filing jointly)
785579678

Home Address (Number and Street, including apartment number)
County/Municipality Code (See Table page 50)
0906
88 CLIFTON PL APT 401

City, Town, Post Office State ZIP Code
JERSEY CITY NJ 07304

Driver's License Number (Voluntary) (See instructions)
R09280710003922

- Federal extension filed.
- The address above is a foreign address.
- Your address has changed.
- Death certificate is enclosed.
- Do not want a paper form next year.
- I authorize the Division of Taxation to discuss my return and enclosures with my preparer.
- NJ-1040-O is enclosed.


Gubernatorial Elections Fund Note: This does not reduce your refund or increase your balance due.

Do you want to designate \$1 to the Gubernatorial Elections Fund?	You	Yes	No
If joint return, does your spouse want to designate \$1?	Spouse/CU Partner	Yes	No

Direct Deposit Information

dd1. Direct deposit indicator (1 for direct deposit, 4 for no direct deposit)	dd1.	4
dd2. Account type (C for checking, S for savings)	dd2.	
dd3. Fill in the checkbox if the direct deposit is going to an account outside the United States	dd3.	
dd4. Routing number	dd4.	
dd5. Account number	dd5.	





Name(s) as shown on Form NJ-1040
RAWAT AYUSH

Your Social Security Number
056880639

1555

Part-year residents, provide months/days you were a New Jersey resident during 2023:
From: To:

Fiscal year filers only:
Enter month of your year end 2 0 2 4

Filing Status
Fill in only one.

- 1. Single
 - 2. Married/CU Couple, filing joint return
 - 3. Married/CU Partner, filing separate return
 - 4. Head of Household
 - 5. Qualifying Widow(er)/Surviving CU Partner
- Indicate the year of your spouse's/CU partner's death: 2021 2022

785579678
Enter spouse's/CU partner's SSN


Exemptions

Fill in the ovals that apply. You must enter a total in the boxes to the right and complete the calculation.

6. Regular	<input checked="" type="checkbox"/>	Self	Spouse/CU Partner	Domestic Partner	1	x \$1,000 =	<u>1000</u>
7. Senior 65+ (Born in 1958 or earlier)		Self	Spouse/CU Partner			x \$1,000 =	_____
8. Blind/Disabled		Self	Spouse/CU Partner			x \$1,000 =	_____
9. Veteran		Self	Spouse/CU Partner			x \$6,000 =	_____
10. Qualified Dependent Children						x \$1,500 =	_____
11. Other Dependents						x \$1,500 =	_____
12. Dependents Attending Colleges (See instructions)						x \$1,000 =	_____
13. Total Exemption Amount (Add totals from the lines at 6 through 12)						13.	1000 .

14. Dependent Information. Provide the following information for each dependent.

	Last Name, First Name, Middle Initial	Social Security Number	Birth Year	No Health Insurance
a.	_____			
b.	_____			
c.	_____			
d.	_____			




040MP03230

Name(s) as shown on Form NJ-1040
RAWAT AYUSH

Your Social Security Number
056880639

1555

15.	Wages, salaries, tips, and other employee compensation (State wages from Box 16 of enclosed W-2(s)) (See instructions)	15.	238335	.
16a.	Taxable interest income (Enclose federal Schedule B if over \$1,500) (See instructions)	16a.	177	.
16b.	Tax-exempt interest income (Enclose Schedule) (See instructions) Do not include on line 16a	16b.	.	.
17.	Dividends	17.	506	.
18.	Net profits from business (Schedule NJ-BUS-1, Part I, line 4) (Enclose federal Schedule C)	18.	.	.
19.	Net gains or income from disposition of property (Schedule NJ-DOP, line 4)	19.	.	.
20a.	Taxable pensions, annuities, and IRA distributions/withdrawals (See instructions)	20a.	.	.
20b.	Excludable pension, annuity, and IRA distributions/withdrawals	20b.	.	.
21.	Distributive Share of Partnership Income (Schedule NJ-BUS-1, Part II, line 4) (Enclose Schedule NJK-1 or federal Schedule K-1)	21.	.	.
22.	Net pro rata share of S Corporation Income (Schedule NJ-BUS-1, Part III, line 4) (Enclose Schedule NJ-K-1 or federal Schedule K-1)	22.	.	.
23.	Net gains or income from rents, royalties, patents, and copyrights (Schedule NJ-BUS-1, Part IV, line 4)	23.	.	.
24.	Net gambling winnings (See instructions)	24.	.	.
25.	Alimony and separate maintenance payments received	25.	.	.
26.	Other (Enclose documents) (See instructions)	26.	.	.
27.	Total Income (Add lines 15, 16a, 17 through 20a, and 21 through 26)	27.	239018	.
28a.	Pension/Retirement Exclusion (See instructions)	28a.	.	.
28b.	Other Retirement Income Exclusion (See Worksheet D and instructions pages 19-20)	28b.	.	.
28c.	Total Exclusion Amount (Add lines 28a and 28b)	28c.	.	.
29.	New Jersey Gross Income (Subtract line 28c from line 27) (See instructions)	29.	239018	.
30.	Exemption Amount (Enter amount from line 13. Part-year residents see instr.)	30.	1000	.
31.	Medical Expenses (See Worksheet F and instructions)	31.	.	.
32.	Alimony and separate maintenance payments (See instructions)	32.	.	.
33.	Qualified Conservation Contribution	33.	.	.
34.	Health Enterprise Zone Deduction	34.	.	.
35.	Alternative Business Calculation Adjustment (Schedule NJ-BUS-2, line 11)	35.	0	.
36.	Organ/Bone Marrow Donation Deduction (See instructions)	36.	.	.
37a.	NJBEST Deduction	37a.	.	.
37b.	NJCLASS Deduction	37b.	.	.
37c.	NJ Higher Ed. Tuition Deduction	37c.	.	.
38.	Total Exemptions and Deductions (Add lines 30 through 37c)	38.	1000	.
39.	Taxable Income (Subtract line 38 from line 29)	39.	238018	.
40a.	Total Property Taxes (18% of Rent) Paid (See instructions page 25)	40a.	.	.
40b.	Indicate your residency status during 2023 (fill in only one)			
	Homeowner	Tenant	Both	
41.	Property Tax Deduction (From Worksheet H) (See instructions)	41.	.	.
42.	New Jersey Taxable Income (Subtract line 41 from line 39)	42.	238018	.
43.	Tax on amount on line 42 (Tax Table page 52)	43.	13035	.
44.	Credit For Income Taxes Paid to Other Jurisdictions (Enclose Schedule NJ-COJ) (See instructions)	44.	12754	.
	Enter Code		32	
45.	Balance of Tax (Subtract line 44 from line 43)	45.	281	.
46.	Sheltered Workshop Tax Credit	46.	.	.
47.	Gold Star Family Counseling Credit (See instructions)	47.	.	.
48.	Credit for Employer of Organ/Bone Marrow Donor (See instructions)	48.	.	.
49.	Total Credits (Add lines 46 through 48)	49.	.	.
50.	Balance of Tax After Credits (Subtract line 49 from line 45) If zero or less, make no entry	50.	281	.
51.	Use Tax Due on Internet, Mail-Order, or Other Out-of-State Purchases (See instructions) If no Use Tax, enter 0	51.	0	.
52.	Interest on Underpayment of Estimated Tax	52.	.	.
	Fill in if Form NJ-2210 is enclosed			
53a.	Fill in if anyone in your tax household does not currently have health insurance. (Enclose NJ-EZ Enroll form) (See instructions)	53a.		.



040MP04230

Name(s) as shown on Form NJ-1040
RAWAT AYUSH

Your Social Security Number
056880639

1555

53b. If you indicated at line 53a that someone in your tax household does not have health insurance, fill in to allow Get Covered New Jersey to assist with obtaining coverage (See instructions)		53b.	
53c. Shared Responsibility Payment (See instructions)	REQUIRED Enclose Schedule NJ-HCC and fill in <input checked="" type="checkbox"/>	53c.	0 .
54. Total Tax Due (Add lines 50 through 53c)		54.	281 .
55. Total NJ Income Tax Withheld (Enclose Forms W-2 and 1099) (Part-year residents, see instructions)		55.	. .
56. Property Tax Credit (See instructions page 24)		56.	. .
57. New Jersey Estimated Tax Payments/Credit from 2022 tax return		57.	. .
58. New Jersey Earned Income Tax Credit (See instructions) Fill in if you had the IRS calculate your federal earned income credit Fill in if you are a CU couple claiming the NJ Earned Income Tax Credit		58.	. .
59. Excess New Jersey UI/WF/SWF Withheld (Enclose Form NJ-2450) (See instructions)		59.	. .
60. Excess New Jersey Disability Insurance Withheld (Enclose Form NJ-2450) (See instructions)		60.	. .
61. Excess New Jersey Family Leave Insurance Withheld (Enclose Form NJ-2450) (See instructions)		61.	. .
62. Wounded Warrior Caregivers Credit (See instructions)		62.	. .
63. Pass-Through Business Alternative Income Tax Credit (See instructions)		63.	. .
64. Child and Dependent Care Credit (See instructions) Fill in if you are a CU couple claiming the Child and Dependent Care Credit		64.	. .
65. New Jersey Child Tax Credit (See instructions) Number of dependents age 5 or younger on 12/31/2023		65.	. .
66. Total Withholdings, Credits, and Payments (Add lines 55 through 65)		66.	. .
67. If line 66 is less than line 54, you have tax due. Subtract line 66 from line 54 and enter the amount you owe If you owe tax, you can still make a donation on lines 70 through 77.		67.	281 .
68. If the total on line 66 is more than line 54, you have an overpayment. Subtract line 54 from line 66 and enter the overpayment		68.	. .
69. Amount from line 68 you want to credit to your 2024 tax		69.	. .
70. Contribution to N.J. Endangered Wildlife Fund		70.	. .
71. Contribution to N.J. Children's Trust Fund to Prevent Child Abuse		71.	. .
72. Contribution to N.J. Vietnam Veterans' Memorial Fund		72.	. .
73. Contribution to N.J. Breast Cancer Research Fund		73.	. .
74. Contribution to U.S.S. New Jersey Educational Museum Fund		74.	. .
75. Other Designated Contribution (See instructions)	Enter Code	75.	. .
76. Other Designated Contribution (See instructions)	Enter Code	76.	. .
77. Other Designated Contribution (See instructions)	Enter Code	77.	. .
78. Total Adjustments to Tax Due/Overpayment amount (Add lines 69 through 77)		78.	. .
79. Balance due (If line 67 is more than zero, add line 67 and line 78)		79.	281 .
80. Refund amount (If line 68 is more than zero, subtract line 78 from line 68)		80.	. .

Under penalties of perjury, I declare that I have examined this Income Tax return, including accompanying schedules and statements, and to the best of my knowledge and belief, it is true, correct, and complete. If prepared by a person other than the taxpayer, this declaration is based on all information of which the preparer has any knowledge.

Your Signature Date _____
Spouse's/CU Partner's Signature (required if filing jointly) Date _____

Paid Preparer's Signature Federal Identification Number
SYAM PRIYA RAM SAGAR GUPTA P02082703

Firm's Name Firm's Federal Employer Identification Number
GLOBAL TAXES LLC 84-3171965

Tax Due Address
Enclose payment along with the NJ-1040-V payment voucher and tax return. Use the labels provided with the envelope and mail to:
State of New Jersey
Division of Taxation
Revenue Processing Center - Payments
PO Box 111
Trenton, NJ 08645-0111
Include Social Security number and make check or money order payable to:
State of New Jersey - TGI
You can also make a payment on our website:
nj.gov/taxation

Refund or No Tax Due Address
Use the labels provided with the envelope and mail to:
New Jersey Division of Taxation
Revenue Processing Center - Refunds
PO Box 555
Trenton, NJ 08647-0555

Schedule NJ-DOP

Net Gains or Income From Disposition of Property

2023

List the net gains or income, less net loss, derived from the sale, exchange, or other disposition of property including real or personal whether tangible or intangible as reported on federal Schedule D.						
	(a)	(b)	(c)	(d)	(e)	(f)
1.	Kind of property and description	Date acquired (mm/dd/yyyy)	Date sold (mm/dd/yyyy)	Gross sales price	Cost or other basis as adjusted (see instructions) and expense of sale	Gain or (loss) (d minus e)
	FIDELITY BROKERAGE SERVICES LLC	01/01/2023	12/31/2023	3,386.	3,396.	-10.
2.	Capital Gains Distributions					
3.	Other Net Gains.....					
4.	Net Gains (Add lines 1, 2, and 3.) (Enter here and on line 19. If loss, enter zero here and make no entry on line 19.).....					0.

Schedule NJ-WWC

Wounded Warrior Caregivers Credit

2023

<p>Did you provide care for a relative who was a qualifying armed services member (see instructions)? <input type="radio"/> Yes <input type="radio"/> No</p> <p>If "Yes," enter the name and Social Security number of the qualifying service member.</p> <p style="text-align: center;">_____ - _____</p> <p style="display: flex; justify-content: space-between;"> Last Name, First Name, Initial Social Security number </p> <p>Enter your relationship to the qualifying service member.</p> <p>_____</p> <p>If "No," you are not eligible for a Wounded Warrior Caregivers Credit. Make no entry on line 62, NJ-1040.</p>			
1.	Enter the federal disability compensation of the armed services member	1.	
2.	Maximum credit allowed	2.	675 00
3.	Enter the lesser of line 1 or line 2	3.	
4.	<p>Were you the only caregiver for this service member during the tax year?</p> <p><input type="radio"/> Yes <input type="radio"/> No</p> <p>If "No," enter your share (percentage) of the total care expenses for the year.</p>	4.	%
5.	<p>If you answered "Yes" at line 4, enter the amount from line 3 here and on line 62, NJ-1040.</p> <p>If you answered "No" at line 4, multiply the amount on line 3 by the percentage on line 4. Enter the result here and on line 62, NJ-1040</p>	5.	

Keep a copy of this schedule for your records

REQUIRED

If your income on line 29 is above the filing threshold, you **must** submit this schedule with your return.

Name(s) as shown on Form NJ-1040 RAWAT AYUSH	Social Security Number 056-88-0639
---	---------------------------------------

Schedule NJ-HCC

Health Care Coverage

2023

If your income on line 29 is at or below the filing threshold (see instructions), do not complete this schedule.

Part I

Did you and, if applicable, all members of your tax household, have minimum essential health coverage for every month in 2023? (See instructions for line 53c, NJ-1040.) Part-year residents include only months as a New Jersey resident.

- Yes. You do not owe a shared responsibility payment. Fill in the oval at line 53c, NJ-1040, and enclose this schedule with your return.
- No. Continue to Part II.

If you or any member of your tax household does not **currently** have minimum essential health coverage, also complete the NJ-EZ Enroll form. (See instructions for lines 53a and 53b, NJ-1040.)

Part II

Enter the name and Social Security number for each member of your tax household. Check the box for every month each person had minimum essential health coverage or qualified for an exemption (part-year residents include only months as a New Jersey resident). If an individual qualified for an exemption, enter the exemption number. (See instructions for line 53c, NJ-1040.) If an individual has more than one exemption number, check the box. If you need more space, enclose a statement listing any additional individuals.

		Jan	Feb	Mar	Apr	May	Jun	Jul	Aug	Sep	Oct	Nov	Dec
Name	Social Security Number												
Exemption number:	<input type="text"/>	Check box if this individual has more than one exemption number <input type="checkbox"/>											

		Jan	Feb	Mar	Apr	May	Jun	Jul	Aug	Sep	Oct	Nov	Dec
Name	Social Security Number												
Exemption number:	<input type="text"/>	Check box if this individual has more than one exemption number <input type="checkbox"/>											

		Jan	Feb	Mar	Apr	May	Jun	Jul	Aug	Sep	Oct	Nov	Dec
Name	Social Security Number												
Exemption number:	<input type="text"/>	Check box if this individual has more than one exemption number <input type="checkbox"/>											

		Jan	Feb	Mar	Apr	May	Jun	Jul	Aug	Sep	Oct	Nov	Dec
Name	Social Security Number												
Exemption number:	<input type="text"/>	Check box if this individual has more than one exemption number <input type="checkbox"/>											

		Jan	Feb	Mar	Apr	May	Jun	Jul	Aug	Sep	Oct	Nov	Dec
Name	Social Security Number												
Exemption number:	<input type="text"/>	Check box if this individual has more than one exemption number <input type="checkbox"/>											