

Gain / Loss report

Amarnath Reddy Pappu | daf88b30-99f4-5336-9c51-d890957e5393 | amarnath.anr@gmail.com

About report

This report includes all taxable activity on Coinbase with realized gains or losses. For US customers, Sells and Converts are taxable events that realize gains. This report does not include taxable events like Staking or Coinbase Earn that result in income. Note that this report is provided for informational purposes only, and you are responsible for confirming the accuracy and completeness of the information set forth in the report. For final tax obligations, please consult your tax advisor.

Summary

Cost Basis Method: **HIFO**

Data source	Long-term	Short-term	Total Gain/Loss
Coinbase	-\$630.64	-\$3.06	-\$633.70
Total	-\$630.64	-\$3.06	-\$633.70

Report legend

Short-term

The tax you pay on capital gains or losses depends on how long you hold the asset. If you hold an asset for 1 year or less, you pay the short term capital gains tax rate.

Long-term

The tax you pay on capital gains or losses depends on how long you hold the asset. If you hold an asset for 1 year and 1 day, or longer, you pay the long term capital gains tax rate.

Proceeds




The amount of money you received when you sold your cryptocurrency. If you received USD in exchange for your cryptocurrency then the cash you received is your proceeds. If you exchanged one cryptocurrency for another it will be the dollar value of the crypto you received.


Cost-basis method

You can change your cost-basis method by accessing the Settings page. For futures, the cost-basis method is fixed to FIFO (First in, first out). The method currently displayed is based on your account's default setting.

Data source: Coinbase

These are taxable transactions incurring realized gains or losses where Coinbase all relevant data points.

Date Sold	Event	Amount	Proceeds	Cost Basis	Long Term	Short Term	Total Gain/Loss
12/13/2023	 Converted SHIB7175189.62564228		\$68.85	\$500.00	-\$431.15	None	-\$431.15
Date Acquired (Tax Lots)							
	10/28/2021	7175189.62564228 SHIB	\$68.85	\$500.00	-\$431.15	None	
Date Sold	Event	Amount	Proceeds	Cost Basis	Long Term	Short Term	Total Gain/Loss
12/13/2023	 Converted ADA	96.661662	\$60.04	\$200.00	-\$139.96	None	-\$139.96
Date Acquired (Tax Lots)							
	10/29/2021	96.661662 ADA	\$60.04	\$200.00	-\$139.96	None	
Date Sold	Event	Amount	Proceeds	Cost Basis	Long Term	Short Term	Total Gain/Loss
12/13/2023	 Sold USDC	122.957556	\$122.95	\$126.01	None	-\$3.06	-\$3.06
Date Acquired (Tax Lots)							
	12/13/2023	65.78999 USDC	\$65.79	\$68.85	None	-\$3.06	
	12/13/2023	57.167566 USDC	\$57.16	\$57.17	None	-\$0.00	

Date Sold	Event	Amount	Proceeds	Cost Basis	Long Term	Short Term	Total Gain/Loss
12/13/2023	 Sold MATIC	48.98871457	\$40.48	\$100.00	-\$59.52	None	-\$59.52
Date Acquired (Tax Lots)							
10/29/2021	48.98871457 MATIC		\$40.48	\$100.00	-\$59.52	None	